

AMERICAN
CARPENTER AND BUILDER




SPECIAL CONCRETE NUMBER



Concrete Block House. See page 827

THIS IS ONLY ONE

of our many beautiful designs
ranging in price from \$5 to \$200



NOTE THESE POINTS
of excellence which distinguish
our MANTELS from others



ORIGINALITY
OF DESIGN
SUPERIOR
Workmanship
ELEGANT
FINISH

TILES AND FIREPLACE GOODS
OF EVERY DESCRIPTION

WRITE TO-DAY

for our 40-page CATALOGUE. IT'S FREE.

REMEMBER — WE PAY THE FREIGHT

THE A. W. BURRITT CO., 450 Knowlton St.

"THE MANTEL FOLKS"

BRIDGEPORT, CONN.

"Yankee Tools"

The newest, cleverest and most satisfactory in use, and the first to be offered at so reasonable a price that every up-to-date mechanic could buy tools of their quality and character. Other tools are very good tools, but "Yankee" tools are better. "Yankee" tools are sold by all leading dealers in tools and hardware everywhere. Ask your dealer to see them.

Our "Yankee" Tool Book tells all about these and some others, and is mailed free on application to—



No. 15. "Yankee" Ratchet Screw Driver, with Finger Turn on Blade.



No. 30. "Yankee" Spiral-Ratchet Screw Driver, Right and Left Hand.



No. 44. "Yankee" Automatic Drill, Right Drill Points in Handle, and Adjustable Tension to Spring.



No. 50. "Yankee" Reciprocating Drill for Iron, Steel, Brass, Wood, etc.

North Bros. Mfg. Co.
PHILADELPHIA, PA.

"FORSTNER" BRACE AND MACHINE BITS FOR FINE CARPENTER, CABINET AND PATTERN WORK



eng a true polished surface. It is preferable and more expeditious than chisel, gouge, scroll-saw, or lathe tool combined, for core-boxes, fine and delicate patterns, veneers, screen work, scalloping, fancy scroll twist columns, newels, ribbon moulding and mortising, etc.

Specially Adapted for Hardwood Working.

The Forstner Labor-Saving Auger Bit, unlike other bits, is guided by its *Circular Rim* instead of its centre; consequently it will bore any arc of a circle and can be guided in any direction regardless of grain or knots, leaving a true polished surface. It is preferable and more expeditious than chisel, gouge, scroll-saw, or lathe tool combined, for core-boxes, fine and delicate patterns, veneers, screen work, scalloping, fancy scroll twist columns, newels, ribbon moulding and mortising, etc.

Manufactured by

THE PROGRESSIVE MFG. CO., Torrington, Conn.


Enquire of your Hardware Dealers or write us direct.

Supplied in sets.

Write for Catalogue.

To thoroughly introduce this high grade tool among carpenters, pattern makers, and others, we will mail to any reader of THE AMERICAN CARPENTER AND BUILDER upon receipt of 50 cents any bit we make from one quarter inch to one inch in size.

PARKER VISES



MADE
ESPECIALLY
FOR WOOD
WORKERS.


FOR SALE BY
DEALERS.

SEND FOR
CATALOG.

CHAS. PARKER CO.
MERIDEN, CONN.

COLT'S CLAMPS


Steel bar any length desired.
QUICK ACTING. TIME SAVING.



Ask for Catalogue No. 124.

BATAVIA CLAMP CO.
57 Center St. BATAVIA, N. Y.

Shoulder Tool Chest



Inside dimensions
32 x 8 x 8

\$2.50

An unusual bargain for this high grade tool chest; made from selected chestnut with strong lock, drop handles, saw rack and tray.

We Manufacture the Celebrated Wivanco Tools

If you have not already used them, begin now, and you will be surprised at the saving in cost and the satisfaction derived from using tools of high quality.

Our New 600 Page Catalog, No. 90, gives full description and prices of tools, work benches, etc. Contains a greater variety and a number of new lines not found in the old one. No mechanic should be without it. Prices lower than ever. Write for it today.

Oldest Mail Order House in America. Established 1816.

WHITE, VAN GLAHN & CO.

28 Chatham Square

NEW YORK CITY

CARPENTERS

desiring to fit themselves for better paying positions should fill out and send this advertisement to us to-day and we will send 200-page hand-book (FREE), describing our Carpenters course and over sixty others, including Electrical, Mechanical, Steam and Civil Engineering, Heating, Ventilation and Plumbing, Architecture, Structural Drafting, Mechanical Drawing, Telephony, Telegraphy, Textiles, etc.


AMERICAN SCHOOL OF CORRESPONDENCE, Chicago, Ill.

Name.....

Address.....

City and State.....

Am. Carp. & Bulder. 2-06



**HERE YOU ARE
THE NEW RELIABLE
AUTOMATIC
BAND SAW
SHARPENER**

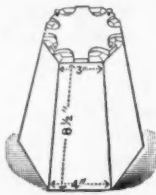
If you have a band saw, it requires sharpening twice a week or perhaps more. Every time it is filed it costs you 25 cents, or \$26.00 per year at the very lowest. Now just add \$10.00 more to that amount and have the

price of a machine which will do this work for a lifetime with practically no repairs.

SIMPLE DURABLE ECONOMICAL


Send for Circular

ROTARY FILE AND MACHINE CO., 579 Kent Ave., BROOKLYN, N. Y.



COMPOUND
MITRE

**SAW COMPOUND AS
WELL AS PLAIN MITRES
ANY WIDTH WITH A
BACK SAW 4 INCHES
WIDE ON**



DORN'S REVOLVING MITRE BOX

SEND FOR BOOKLET

Manufactured By **Braunsdorf - Mueller Co.**
1091 E. Grand Street Elizabeth, N. J.

When
You Build
Beautiful
Your Home

By Usin

**Polygon Pipe
It Excels**

all conductors in

Beauty, Strength and
Durability.

Address Dept. C.

THE AMERICAN ROLLING MILL CO.
MIDDLETOWN, OHIO.

...WITH THIS...

Corner Brace

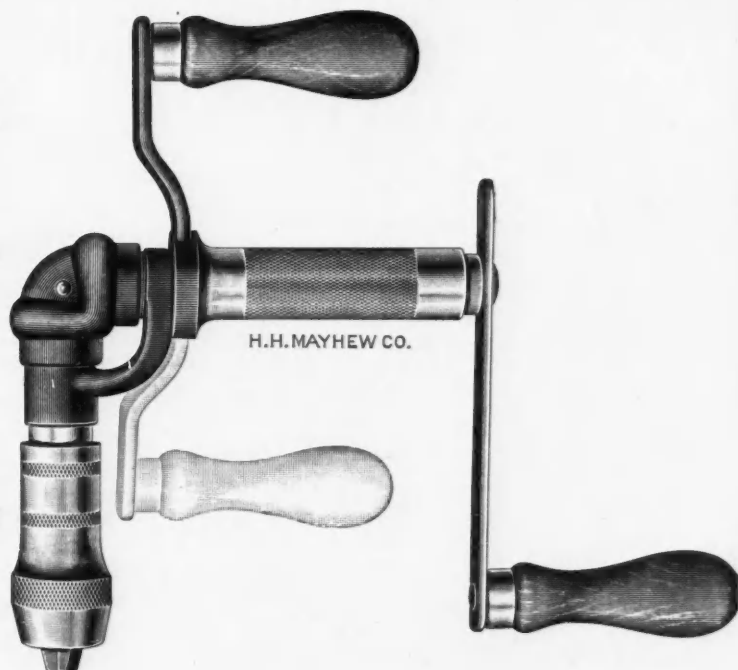
...YOU CAN...

Bore a Hole Anywhere

By simply adjusting the supporting handle to one of its eight positions and turning the sweep.

ASK YOUR DEALER ABOUT

Our Catalogue May Be Had for the Asking



H. H. MAYHEW COMPANY
SHELburnE FALLS, MASSACHUSETTS

FAR AHEAD for smooth, easy work and holding edge will be YOUR VERDICT ON TRYING CHAPLIN'S IMPROVED PLANES

Patented Feb. 14, 1899; Oct. 30, 1900; Dec. 24, 1902.

*We invite the
Severest
Comparative
Tests*



We want you to have a copy of our booklet

"A 'Plane' Talk About a Good Plane!"

We want you to have a copy, for it is a booklet you really need in your business. We'll gladly send you this booklet with our compliments, promptly upon receipt of your request.

Tower & Lyon Company, 95 Chambers Street, New York

30 DAYS' TRIAL MONEY REFUNDED

BEST PLANE IN THE WORLD.

ONLY SELF-SETTING PLANE MADE.

HAS AN ADJUSTABLE IRON THROAT

Sets Instantly with Minute Accuracy.

Every bit warranted to stand head lock tight to user's satisfaction. Works easy.



If plane is returned at

Our Expense

To introduce our planes where not sold, we will for a month sell them to CARPENTERS at DEALERS' PRICE.

Write for particulars.

GAGE TOOL CO.
Vineland, N. J.

CALIPERS and DIVIDERS For CARPENTERS



We make several different styles, all good. Get our free Catalogue, No. 176, of the largest line of Fine Tools for all kinds of mechanics.



The L. S. STARRETT CO.
Athol, Mass., U. S. A.

WHEN WRITING ADVERTISERS PLEASE MENTION THE AMERICAN CARPENTER AND BUILDER.

No. 5 "Union" Combination

Self-feed Rip SAW and Cross-Cut

(Almost a complete workshop in one machine.)

THIS MACHINE is suitable for various kinds of work—ripping (up to 3 1/4" thick), cross-cutting, mitering, etc., and with additional attachments, rabbetting, grooving, dadoing, boring, scroll-sawing, edge-moulding, beading, etc.

The heaviest, most substantial, accurate and easiest-running machine of its kind on the market.

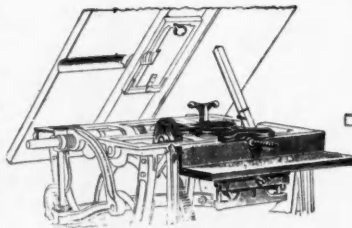
ADVANTAGES: Large adjustable combination wood and iron table 28x36"; folding extension rolls for long work; two hand powers, one for self-feed ripping and the other for cross-cutting, etc., arranged at the rear of machine, leaving table free and allowing operator a natural, upright and easy position; our patent foot power with walking motion; three changes of speed; three changes of feed; no lost motion, power being transmitted entirely by chain-belt and accurate machine-cut gears; steel shafts and babbit metal lined boxes, adjustable for wear; easy and quick to change machine from one operation to another.

WE BUILD a complete line of Foot, Hand and Power Wood-working Machinery, and guarantee each machine and attachment to be thoroughly practical and accurate, and if they fail to give you entire satisfaction, may be returned at our expense.


Machines sent on trial. Send for Catalog "A."

The Seneca Falls Mfg. Co.

218 Water St., Seneca Falls, N. Y., U. S. A.



"Union" Boring Attachment.



"Union" Scroll Saw Attachment.



"Union" Moulding Attachment.



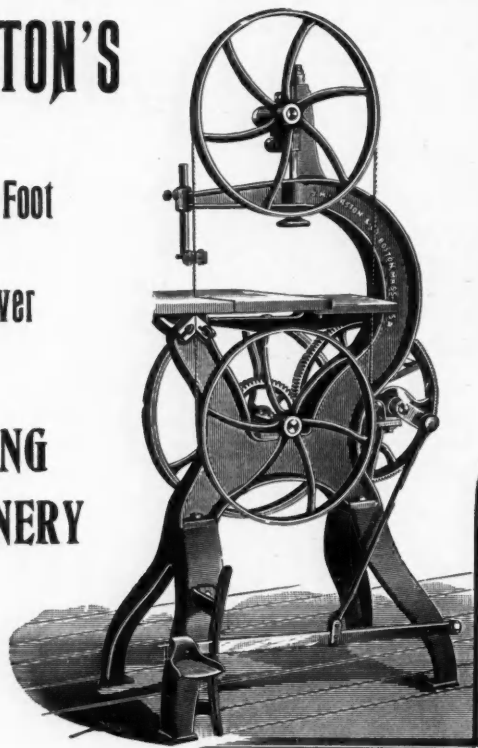
No. 5 "Union" Combination Self-Feed Rip and Cross-Cut Saw.

MARSTON'S

Patent
Hand and Foot
and
Steam Power

WOOD
WORKING
MACHINERY

20-inch Hand
and Foot
Power Band
Saw.



J.M. MARSTON & CO.

227 Ruggles St., Boston, Mass., U. S. A.

COMPLETE OUTFIT \$15.00 HAND AND FOOT-POWER MACHINERY

Our No. 7 Scroll Saw is warranted to be made of good material and workmanship, and to saw pine 3 inches thick at the rate of one foot a minute.

Send for
Catalogue.

W.F. & Jno. Barnes Co.

74 Ruby St.

ROCKFORD, ILL.



Crescent Jointers Always Give Satisfaction

You may be in a hurry for a job and crowd a CRESCENT JOINTER to the limit of capacity, and get just as good work as though you had not crowded the machine at all.



Every fellow fortunate enough to own a CRESCENT JOINTER is so perfectly satisfied that when any of his friends want a jointer he tells them on the spot to order a CRESCENT. You will do the same when you get one. Catalog describing our elegant line of BAND SAWS, SAW TABLES and JOINTERS mailed on request. SEND FOR IT NOW

THE CRESCENT MACHINE CO.

224 Main Street,

LEETONIA, OHIO

The New Universal Square

Made in Three Sizes

No. 1—6-in. - \$0.65 | No. 2—10-in. - \$1.00 | No. 3—13-in. - \$1.50

Always Ready—Nothing to be Adjusted

Made completely of best steel and of light weight. **Coppered**, then oxidized or nickered as desired. **Can't rust.** Guaranteed absolutely true.

For sale by all first-class tool dealers. Write for descriptive circular.

The Duby and Shinn Manufacturing Co.

Incorporated.


NELSON BUILDING

19 Park Place

::

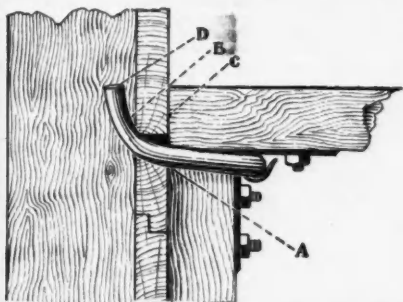
16 Murray Street

NEW YORK




Combination Tri; pitch-cut Hip and Valley; Cut, and Mitre Square. Draws circles; gauges lumber; octagonal cuts; laying out mortise and tenons; plumb and level; straight-edge and innumerable other purposes. Its operations are simply reversing it from side to side. It marks $\frac{1}{8}$ " on one side and $\frac{1}{4}$ " on the other.


Every Carpenter APPRECIATES Labor Saving Devices



WRITE FOR CIRCULAR of our **Bracket Hanger and Roof Bracket** 25000 Have Been PUT IN USE LAST YEAR Satisfaction Guaranteed



WAGNER MFG. CO. SOLE MANUFACTURERS CEDAR FALLS, IOWA



Desirable Points in a Parlor Door Hanger

Noiselessness, Strength and Easy Running

These qualities are all embodied in the **Prouty No. 5 Cushion Track Hangers.**

Felt compression washers on shaft each side of wheel and the felt lining in rail absorb all sound vibrations. Our adjustment is positive, as it locks after door is in place and door plate is removable without disturbing the adjustment.

Be sure that you get the **Prouty No. 5 Cushion Track Hanger**, as there are numerous substitutions on the market.

T. C. PROUTY CO., Ltd.
P. O. Box 237. ALBION, MICHIGAN

PRACTICAL BOOKS

THAT TELL YOU HOW TO DO IT BY UP-TO-DATE METHODS

50 CENT BOOKS NEAT CLOTH BINDING

Workshop Companion A Collection of Useful and Reliable Receipts, Rules, Processes, Methods, Wrinkles and Practical Hints for the Household and the Shop. By John Phin. This is a book of 164 closely printed pages, forming a dictionary of practical information for mechanics, amateurs, housekeepers, farmers—everybody. It is not a mere collection of newspaper clippings, but a series of original treatises on various subjects, such as alloys, cements, inks, steel, signal lights, polishing materials and the art of polishing wood, metals, etc., varnishes, gilding, silvering, bronzing, lacquering and the working of brass, ivory, alabaster, iron steel, etc.

Easy Lessons in Architecture Consisting of a series of questions and answers explaining in simple language the principles and progress of Architecture from the earliest times. By Thomas Mitchell. Illustrated by nearly one hundred and fifty engravings. New edition.

The present work is probably the best architectural text-book for beginners ever published. The numerous illustrative engravings make the subject very simple, and prevent all misunderstanding. It tells about the different styles, their peculiar features, their origin, and the principles that underlie their construction.

The Steel Square Pocket Book A practical and handy treatise, giving the best and simplest methods of using the carpenter's steel square. By D. L. Stoddard. 112 illustrations, pocket size.

Carpenter's and Joiner's Pocket Companion Containing rules, data and directions for laying out work, and for calculating and estimating. Compiled by Thomas Moloney. Illustrated, pocket size.

This is a compact and handy little volume, containing the most useful rules and memoranda, practically tested by many years' experience in the shop, factory and building; also a treatise on the Framing Square.

How to Mix Paints A simple treatise prepared for the wants of the practical painter. By C. Godfrey. Illustrated.

This book is intended for those who have not had the benefit of a long training and experience in the mixing of colors. Simple and clear directions are given, so that by a little practice the reader may be able to mix the various tints and shades.

The Practical Upholsterer This work contains a number of original designs in drapery and upholstery, with full explanatory text and an immense number of working illustrations.

It gives a description of tools, appliances and materials. It tells how to upholster chairs, parlor furniture, bedroom furniture, etc.

Common Sense in the Poultry Yard A story of Failures and Successes, including a full account of 1000 Hens and What They Did. With a complete description of the houses, coops, fences, runs, methods of feeding, breeding, marketing, etc., and many new wrinkles and economical dodges. By J. P. Haig. 192 pages, illustrated.

How to Frame a House A practical treatise on the latest and best methods of laying out, framing and raising timbers for houses, making a handy and easily applied book for carpenters, builders, foremen and journeymen. By Owen B. Maginnis. 96 pages, large 8vo., cloth \$1.00

Roof Framing Made Easy A practically comprehended system of laying out and framing roofs adapted to modern building construction. By Owen B. Maginnis. 164 pages, 8vo., 98 illustrations, cloth. \$1.00

This book gives simple, practical methods for laying out and framing roofs of various forms. Simple and practical.

How to Measure up Woodwork for Buildings By Owen B. Maginnis. 79 pages, 161 illustrations, 12 mo., cloth. 50c

This book was written so as to place in handy and concise form reliable directions to enable builders and mechanics to measure up the quantities of woodwork for brick and frame houses, accurately and without hesitation, figuring either from plans or on the work. Its use saves blunders.

BUILD A HOME

WE HAVE TWO GOOD BOOKS OF PLANS OF UP-TO-DATE HOUSES

The American Homes Contains designs of 100 low and medium priced houses. 8vo., over 200 pages, cloth, ornamented . . . \$1.00

The Ideal Homes Contains 100 designs of houses entirely different from those illustrated in the American Homes. 110 large, 8x11 inch pages, ornamented cloth \$1.00

The plans of the houses illustrated in these books have been drawn by licensed architects.

Great care has been taken to have these plans practical as well as artistic. Every available foot of space is used to the best advantage.

The cost of the houses illustrated varies from \$300 to \$4,000; from a two room house up to ten rooms.

Considering the number of plans given, these are the cheapest books of designs ever got out.

We can also furnish the complete plans (blue prints) and specifications of any design illustrated in these books at an average price of only \$5.00 per set. These plans and specifications will save builders the time and labor of drawing plans or employing an architect to do so.

Concrete By Frank Jay. 94 pages, 25c illustrated by 38 engravings

The extensive use of concrete at the present time makes this little manual "fill a long felt want." It is written by an expert of many years' experience in concrete work.

Handy Lumber Tables Containing board measure, scantlings reduced to board measure, with other useful data and memoranda. 24 pages, 12mo., paper 10c

25 CENT BOOKS FIVE FOR ONE DOLLAR

How to Become a Good Mechanic By John Phin. Intended as a practical guide to self-taught men, telling what books to use; how to begin; what difficulties will be met; how to overcome them; in a word, how to carry on such a course of self-instruction as will enable the young mechanic to rise from the bench to something higher.

Draughtsmanship By John Black. This little manual is intended for those who desire some little knowledge of architectural drawing and to whom the study of the larger treatises would not be suitable.

The Slide Rule and How to Use It By Fred T. Hodgson. This is a compilation of explanations, rules and instructions suitable for mechanics and others interested who wish to master the use of this time-saving calculating instrument.

Hints for Painters, Decorators and Paper Hangers By An Old Hand. A most useful book treating on the preparation of surfaces, materials used, mixed paints, operations taste in color, graining, paper hanging, estimating cost of work, useful recipes, etc. A valuable book for the amateur.

Decorating Edited by John Black. The hints and suggestions contained in this book will be appreciated by the practical painter as well as by every householder who desires to have his home neatly and tastefully ornamented.

The Pistol as a Weapon of Defence, in the house or on the road. This book aims to instruct peaceable and law-abiding citizens in the best means of protecting themselves from the attacks of the brutal and the lawless.

Shooting on the Wing By an Old Gamekeeper. Plain directions for acquiring the art of shooting on the wing. With useful hints concerning all that relates to guns and shooting, particularly in regard to the art of loading so as to kill.

What to Do in Case of Accident A book for everybody. Tells what to do in case of accident before the doctor comes. These directions might be the means of saving many a valuable life.

A Book About Books Practical notes on the selection, use and care of books. Intended as a popular guide for book buyers, students and all lovers of good reading.

The Lightning Calculator Practical Hints on Lightning Calculating. To which are added rules, tables, formulae, and memoranda for making rapidly those every-day calculations that are required in business, mechanics and agriculture. A useful book for everyone. No tricks, but sound facts.

Useful and Precious Minerals By John Phin. Tells how to find them; how to test them and how to estimate their value by simple methods and easily obtained appliances. Intended for the use of non-experts so that they may, by simple tests, know if their "find" is valuable or only useless dirt.

ALY BOOK SENT POST-PAID ON RECEIPT OF PRICE. YOUR MONEY BACK IF YOU ARE NOT PLEASED

Send for our CATALOG OF BOOKS RELATING TO THE BUILDING TRADES, which describes over 300 books for Architects, Draftsmen, Contractors, Masons, Carpenters, Stairbuilders, Plumbers, Steam Fitters, Tin Smiths, Painters, Etc. WITH IT WE WILL SEND, FREE, A PAMPHLET OF USEFUL INFORMATION for CARPENTERS and BUILDERS

INDUSTRIAL PUBLICATION CO., 14 Thomas St., NEW YORK



HENRY SANDERS CO., 70-80 Weed St., CHICAGO, ILL.

Western Manufacturers of

Koll's Patent Lock Joint Columns

We make Columns and Pilasters of all sizes and woods for exterior and interior use, and general line of porch work.



PACIFIC COAST:
AUG. J. KOLL, Los Angeles, Cal.

EASTERN FACTORY:
HARTMAN BROS. MFG. CO.
Mt. Vernon, N. Y.

Send for Catalogue

LUFKIN STEEL TAPES and RULES

ARE INDISPENSABLE FOR ACCURATE WORK

MADE BY
THE LUFKIN RULE CO.
SAGINAW, MICH., U. S. A.
NEW YORK LONDON

For Sale Everywhere.
Send for Catalogue.

JOIST HANGERS

For Concrete Blocks,
Wood or Iron Beams.

Many Sizes in Stock.
Special Shapes to Order.

STEEL POST CAPS,
WIRE FLOOR CLIPS,
STRAPS, BOLTS,
PIN ANCHORS.

Telephone Main 987.

CHAS. MULVEY MFG. CO.
15 So. Jefferson Street. CHICAGO.

OUR NEW CLAMP

Improved gripping action and new sliding button. Thin stock can be clamped close to bar without straining either head or button.

A Postal Card Brings Our Catalogue

THE TAYLOR

JAMES L. TAYLOR MFG. CO.,
BLOOMFIELD, N. J.

STANLEY MITRE BOX

On the edge of the Solid Metal Base, (where they will always remain correct) degrees are accurately graduated.

As the Swivel will automatically lock at any point, the operator can quickly set the Saw to cut the angle needed.

For duplicating work, a stock guide can be screwed in a threaded Plate, inserted in base board, making a perfect length gauge.

With these new features, the Stanley Mitre Box is more than ever a necessity to all wood-workers.

For full description, sizes, and prices, write for Catalogue No. 34.

Sold by all Hardware Dealers.

Stanley Rule & Level Co.
New Britain, Conn., U. S. A.

AT RIGHT PRICES BUILDERS' HARDWARE AND TOOLS.....

REHM HARDWARE COMPANY
352 BLUE ISLAND AVE.,
CHICAGO, ILL.

Illustrated Builders' Hardware catalog and net prices mailed only to contractors and builders on request.

Tracings received by express in morning
shipped same day with prints.

Electric Light Prints



SAVE INKING YOUR TRACINGS

Draw your carpenters' and masons' details, plans, elevations, etc., on "Monarch" Tracing Paper, with No. 2 "Ortole" Pencils and we will make Black or Blue Prints from these PENCIL TRACINGS that will answer all requirements.

SOLE LICENSEE FOR PUBLICATIONS OF A. I. A.
UNIFORM CONTRACTS

When in need of

DRAWING MATERIALS

send to Headquarters at

SOLTMANN'S

125 E. 42nd St. New York, N. Y.
Next to the Grand Central Station

Write for Price Lists and Samples of Papers

DRAWING MATERIALS SURVEYING INSTRUMENTS

Drawing and Blue Print Papers, Architects' and Builders' Level, Drawing Instruments, T Squares, Triangles, Scales, Inks, etc. Steel and Metallic Tapes. Builders' Levels. Repairing promptly executed. :: :: :: :: :: :: :: ::


BLUE PRINTS, BLACK PRINTS OUR SPECIALTY
and BLUE ON WHITE PRINTS

KEYSTONE BLUE PAPER COMPANY

910-912 FILBERT STREET
PHILADELPHIA, PA.

Awarded Gold Medal, World's Fair, St. Louis

Highest Award World's Columbian Exposition



The Latest Thing Out in
the way of a Siding Gauge
Every carpenter who constructs frame
buildings should have a pair of


Farmer's Patent SIDING GAUGES

They save time and trouble.
No set nails to drive.
No slipping of boards or falling out
of place.

For information address
T. B. FARMER
Exeter, Neb.

Ask for
Millers Falls Co.'s Bit Braces


Series Nos. 30 31 32 33
14 12 10 8 inch sweep



There are no other
braces made which
match them in merit
and beauty of finish.
Our name appears
on all genuine goods.
Look for it before
you buy. If your
dealer does not keep
Millers Falls Braces
then write to us.

Millers Falls Company
28 Warren Street New York, N. Y.

Excel Grille Works



Manufacturers of
Grilles, Arches and Fret Work

Estimates furnished on all kinds of Grille work. Can
give prices which will interest you.

3808 Butler St., - CHICAGO, ILL.

GRILLES

Beautiful
Designs
Moderate
Prices



**BERTELSEN
ADJUSTABLE
GRILLE CO.**

308 S. Clinton Street, Chicago

NORTHWESTERN GRILLE WORKS



Send for our catalogue, which
contains a large number of attrac-
tive and modern designs of Grilles.

OFFICE AND FACTORY
1452 Milwaukee Ave., CHICAGO.
CHRISTENSON BROS., Props.

SEND FOR OUR CATALOG. "HOME HEATING"

HOT-WATER HEATED \$198

by **ANDREWS SYSTEM** EACH



14 ANDREWS HEATERS IN ONE BLOCK AVERAGE PRICE \$198

IT IS WELL WORTH READING

Free Building Plans. Build your houses from our complete plans, specifications and details furnished to you free if your customer heats the building with the Andrews System. Your customers can select from the Andrews Architectural Book of Plans the plan he likes best and you need spend no time looking up sketches to interest him or getting his ideas. The book illustrates houses costing from \$1,200 to \$8,500, including Colonial and English half timber effects of most artistic and practical designs. It is printed on heavy enamelled paper illustrated with vignettes half tones. The cost of the Andrews System is printed under each house. Send ten cent names and addresses of five people who are going to build or buy heating plants and we will send the book prepaid.

Prices. We will sell you the plant with all material complete pipe cut to fit so you can erect it yourself. The cost of each heating plant here shown is based on Minnesota climate and includes an Andrews Steel Boiler, richly ornamented radiators, for every room except the kitchen, pipe cut to fit, fittings, valves, gold bronze, brushes and all other material ready for use with diagrams and directions so plain and simple that any man handy with tools can erect the plant and save money. You can in this way include the heating plant in your general contract for the building

Factory to User. We design, manufacture, guarantee and sell each plant direct from Factory to User, giving you the lowest price for the value. Estimates free. If you are going to buy a heating plant of any kind SEND FOR OUR CATALOG which explains fully how you can erect our plant in any building and save plumbers' charges. Send your address and the names and addresses of two other people who expect to buy heating plants and we will send our catalog post paid.

We Do It Right in 44 States, Canada and Alaska. Send for a list of our customers in your vicinity and examine their plants. We have had 18 years experience in the COLD NORTHWEST.

All Plants Guaranteed and Sold on 360 Days' Trial Free. Freight rates equalize. Send the names of others who are going to buy heating plants and get our catalogue and full particulars.

ANDREWS HEATING CO.,

341 Hennepin Ave., Minneapolis
41 La Salle Bldg., Chicago

MANUFACTURERS CONTRACTORS CONSULTING ENGINEERS




The Furnace for the Builder

Because of its simplicity, its scientific heating principles and its success. Because it is as easy to set as a stove. The pioneer of all steel furnaces—riveted like a boiler, dust tight and gas proof. No packed joints or cracked fire pots to leak gas into the air chamber. Being of steel it radiates heat quickly and the indirect radiator doubles its radiating capacity. Investigate the

LENNOX TORRID ZONE FURNACES

and send for a 40 page illustrated catalog and submit pencil sketch of plans for an estimate from our heating engineer. TORRID ZONE hot air furnaces are now sold from Pittsburg to Denver and from Canada to Texas. We sell direct to the contractor or consumer where we do not have agencies established

THE LENNOX FURNACE COMPANY, Marshalltown, Iowa



WE MANUFACTURE DYNAMOS AND MOTORS



from one to 1000 horse power, both direct and alternating current. Also direct connected

Engines and Dynamors
and instal complete
Electric Light and Power Plants.

Write for our catalogue on electric apparatus.


National Stamping & Electric Works,
Clinton and Adams Sts., CHICAGO

\$49 BUYS A NO. 45 LEADER STEEL FURNACE

We pay freight east of Omaha. Dust, smoke, gas tight. Brick fire box. New chain regulation. Burns coke, hard or soft coal, wood. Will heat 7 to 8 room house, a store, school or small church. Any man can set it up himself. Write us for free estimate for heating your house. Write for our new illustrated book. It tells all about selecting and setting a furnace, shows how to avoid mistakes made by others, and how easily you can save time and money.



It's free **HESS WARMING & VENTILATING CO.**
720 Tacoma Building Chicago, Ill.



FOR 36 YEARS OUR CONSTANT EFFORT HAS BEEN TO MAKE THE

Best Spirit Levels on the Market

Our Goods Talk For Us



SOLD BY DEALERS

Catalogue for Asking
Stratton Bros.

R. O. STETSON, Prop.,
Greenfield, Mass.

THERE IS NO SUBSTITUTE FOR A LEVEL
NEITHER IS THERE A SUBSTITUTE FOR

Cannot be thrown
out of
ADJUSTMENT
by a FALL or JAR.
HAVE THE
BEST



WOOD
IRON
ALUMINUM


COOK'S PATENT LEVEL

FOR CARPENTERS, MACHINISTS, MASONS EVERY LEVEL WARRANTED

OF ALL DEALERS, OR
CATALOGUE ON REQUEST

DAVIS & COOK

13 HIGH STREET
WATERTOWN, N. Y.



THIS LEVEL, INCLUDING
LEVEL ROD

\$22.50

WEBER'S "ECONOMIC" ARCHITECT'S AND BUILDER'S LEVEL

FOR LEVELING FOUNDATIONS, SETTING MACHINERY, FLOOR TIMBERS, Etc.
FOR ASCERTAINING THE HEIGHT OF SPRINGS, WATER-FALLS, Etc.

Manufacturers and Importers of **DRAFTING SUPPLIES**

Sole Agents for Riefler's Round System Drawing Instruments, Ott's Planimeters and Pantographs.

Drawing Tables, T Squares, Triangles, Drawing and Tracing Papers, Tracing Cloth, Blue Print, and Blue Line and Black Print Papers. Large assortment of School Supplies.

Manufacturers of Drawing Instruments
of Every Description



SEND FOR CATALOG 263

Mention Amer. Carpenter & Builder.

BRANCHES { BALTIMORE
ST. LOUIS

F. WEBER & CO. Philadelphia, Pa.

ALL CARPENTERS RECOGNIZE THE ADVANTAGES OF Barrett's Improved Combination Roller Gauge

Patent June 12, 1888. Other patents pending.



over all others. It is quickly adjusted with only one screw direct from the center, fastening both beams in their proper place. A simple device holds the beams in position while being adjusted. Accurately made and finely finished. Insist upon having the improved style adjusted by one screw.

The Leavitt Machine Company
Sole Manufacturers
Orange, Mass., U. S. A.

After Severe Competitive Tests Our Mission Finishes Were Selected For

Schwab's Five Million Dollar Residence

The architect demanded finishes that were permanent, that would give the correct shade and that would produce the rich, subdued, genuine mission effect. He chose

Ad-el-ite One-Coat Dull Finishes

Because

1. They penetrate the grain of the wood and last as long as the wood itself.
2. One coat only is needed and they show no laps.
3. They give the accurate shade.
4. They produce a pure, velvety, dull finish that can be got by no other means.
5. They are easily applied and economical, one gallon covering 800 to 1200 square feet of surface.

They are also just the thing for refinishing woodwork, floors or furniture from which the old finish has been taken with

Ad-el-ite Paint and Varnish Remover

the original solvent and the best. Acts almost instantly, and removes the old paint, varnish or shellac clean to the wood without raising the grain. Send for free samples and panels.

Adams & Elting Co

STATION A

Chicago

THE AD-EL-ITE PEOPLE

PAYNE'S MODERN HOMES



Is a New Book of Designs Just off the Press (Feb, 1906)

240 pages, 7x10 inches, heavy enameled paper. It may contain just the Home you desire. Views, floor plans, costs and descriptions with each design. Over 200 designs, many styles and costs ranging from \$500 to \$10,000, many under \$2,000, a few elaborate ones costing up to \$20,000.

Also shows a selection of Stables, Schools, Churches, and Business Buildings

IT WILL HELP YOU WHEN YOU BUILD

The Price, \$1.00 Postpaid
Book of 25 Cottages costing \$500 to \$1200, 25c. Small book of 42 miniature designs 10c.

We have aided thousands to build satisfactory homes—we would like to aid YOU when you build. Plans and specifications from \$5 upwards.

GEO. W. PAYNE & SON, Architects,
BOX 2A, CARTHAGE, ILLINOIS.

CONCRETE BLOCK HOUSES



The details of this beautiful Concrete Block house are given in my folder, containing eight Concrete Block house designs.

Price of Folder, 25c.

My "Portfolio of Houses" contains the above mentioned Concrete Block designs, together with 40 other designs in FRAME, BRICK and PLASTER, ranging in cost from \$500 up.

Price of Portfolio, \$1.00, Postpaid.

Complete working drawings and specifications required for building any one of the houses shown in this Portfolio, furnished at moderate charges.


SPECIAL PLANS DRAWN

Henry Wittekind
ARCHITECT

Dept. A. 28 Jackson Boulevard
CHICAGO

SMALL REFRIGERATING PLANTS

FOR THE



**HOUSEHOLD, RESTAURANTS,
HOTELS, ETC.**

SOMETHING OF A NOVELTY in the way of a small electrically operated refrigerating machine for the household, which may be used for supplying a refrigerator box with dry cold air, and also for the purpose of manufacturing ice from sterilized or otherwise purified water. The machine has a refrigerating capacity equal to the melting or the use of 200 pounds of ice a day. It is automatic and is as free from complications as it is possible to make a machine of this character. It is installed on the same base as the refrigerator, becoming part of it, so that the entire plant is shipped as a unit, it being only necessary to connect the power and water when it is ready to operate.

The machine is especially adapted to motor driver and may be operated by a one-half horse power electric motor; any motive power however may be employed. When operated for 10 or 12 hours each day it will manufacture 10 pounds of hygienic ice besides refrigerating two storage compartments to a temperature of thirty-five to thirty-eight degrees Fahrenheit. You secure lower and more even temperature at less cost than using ice.

MANUFACTURED BY THE
BRUNSWICK REFRIGERATING CO.

E. E. SAVAGE, Western Representative,
1104-209 State Street, CHICAGO.

\$13.00
Delivered

42 in. Long
24 in. Deep
88 in. High
Roll Curtain
To Paper
Cabinet



No. 5 DEARBORN JUNIOR CABINET

DO YOU KNOW? DEARBORN CABINETS

Will save your stenographer's time, improve quality of work and save YOU money. Made of Select Oak, golden finish.

Guaranteed the most complete Typewriter Cabinets ever sold anywhere near the price. Shipped on approval, to any point east of Rocky Mountains, freight prepaid. Return at our expense if not satisfied. What more can we offer. Remember you take no risk. Could we make such an offer if there was any doubt of goods proving satisfactory?

Write today for new Catalog of Office and Typewriter Desks sent free on request.

DEARBORN DESK CO.

Alexander A. Samuel, General Manager.

512 Fisher Building, CHICAGO, U. S. A.

\$6.50 Delivered

Typewriter base
26 in. High



No. 7 DEARBORN
Typewriter Table



Important to Contractors and Builders

We want agents in all parts of the country to send us lists of all new or remodeled buildings in their towns, or of any one needing new fixtures. For all information, if we get the job, we will pay a good commission. If you will send us the names we will do the rest, and you get a commission on all goods shipped to your town as long as you send us reports. We manufacture a full line of Bank, Store and Office Fixtures. We draw plans, make sketches, and submit prices, free of charge. Our factory is equipped with the latest machinery, and our goods are all up-to-date. Write us for information.

Bloomington Store Fixture Company

BLOOMINGTON, :: :: ILLINOIS

THE EDWARDS METAL CEILINGS


**WATER-PROOF, FIRE-PROOF,
DUST-PROOF, VERMIN-PROOF**

We have just issued a new catalog showing a few of our late designs, and will send a copy to every architect, builder, contractor, in fact anyone who will take the trouble to drop us a line asking for Catalog A.

We also manufacture Metal Windows, Metal Shingles, and everything in Sheet Metal Building Material.

If you will send us a sketch of the space to be covered, we will submit a carefully prepared drawing, showing just how the ceiling will look when finished.

**We want Good Live Agents
Everywhere**



The Edwards Manufacturing Co.

"THE SHEET METAL FOLKS"

Office and Works
401-417 EGGLESTON AVENUE

Cincinnati, Ohio



PAT. MAY 22, 1894.

GENERAL OFFICE

A FIRE RESISTANT

SUPERIOR TO WOOD OR METAL LATH IN THE
CONSTRUCTION OF PLASTERED

WALLS AND CEILINGS

NAILED DIRECTLY TO STUDDING AND FINISHED WITH PLASTER

Walls and Ceilings constructed with this Plaster Board are economical, light, durable and will not fall. Its use saves weeks of time in construction, as the light finishing required dries quickly. Warmer than lath and cleaner in application. Send for booklet and sample.

Sackett Wall Board Company, 17 Battery Place, New York
Grand Rapids Plaster Co., Grand Rapids, Mich.

PLUMBERS' SUPPLIES AT WHOLESALE



If you need anything in my line, and wish to

SAVE

20 to 40 Per Cent

on every article, write for my free illustrated Catalog. Shipments promptly made from a very complete stock of guaranteed goods.

Small orders are as carefully handled as large ones.

B. B. KAROL, 233 W. Harrison St., Chicago, Ill.

CUSTOM MADE FLY SCREENS

Our work is far superior to the usual output of local mills and has a style and finish not obtainable from those who do not make a specialty of screens.


For outside screens we use the identical finish of the outside of Pullman cars.

The best grades of Wire Cloth, enameled, galvanized, genuine bronze, etc. Fastened by tacks or by the "lock-strip" process.

Intending purchasers may have free by mail samples of woods, finishes and wire cloth and copy of catalog and price list. Agencies in many cities. Special terms to contractors and builders.

THE A. J. PHILLIPS CO. Fenton, Mich.

23 Years Experience. 3 1-2 Acres of Floors.



Metal Shingles

Perfect Side Lock.
Rain and Snow Proof.
Always Give Satisfaction.

Write for Prices and Catalog "S."

For—
Architectural Sheet Metal Work,
Galvanized and Copper Cornice,
Roof Gutters,
Curved Mouldings, Skylights, Finials,
Ventilators, all styles Roofing and Siding,
Conductor Pipe, Eave Trough, Etc.

Write for prices and Catalog "G G".

Art Metal Ceilings and Sidewall.

Exclusive and Artistic Designs. Perfect Fitting Plates.
Write for Prices and Catalog "D-D".

KANNEBERG ROOFING AND CEILING CO.
CANTON, OHIO. MANUFACTURERS.

"A Little Knowledge is a Dangerous Thing"

Oftentimes a man selects a building material—not for the future—but merely to meet his immediate needs. This is a very short-sighted way to spend hard earned dollars. Everyone should wish to know how good, how reliable these materials are, and how long they will last.

As you know, we make MF Roofing Tin, Apollo Best Bloom Galvanized Sheets, and Formed Metal Roofing and Siding Materials, and, in addition other Sheet and Tin mill commodities—but do you know how good they really are?

Because some do not, and because we want all to have the necessary information, we have prepared three books: "From Underfoot to Overhead," which tells about the manufacture of roofing tin; our Pocket Reference Book, which tells of all our products and contains valuable tables; and our Roofing Catalog, which describes our roofing and siding materials. We, therefore, want you to write us for one or all of these, if you are in any way interested.

Don't pass judgment, nor spend money, until you know positively whose make you want to buy.

Address your letters to our Advertising Department, using your business letterhead.

AMERICAN SHEET & TIN PLATE COMPANY,

FRICK BUILDING . . . PITTSBURGH, PA.

ARTISTIC ROOFING

Endorsed by leading architects.

Storm and Fire Proof.

Can be put on by Carpenters.

Especially adapted for

Residences, Churches, Schools,

And all Buildings with Pitched Roofs.



Our Galvanized Shingles do not require painting or after care.

Testimonials, Prices and Catalogue showing seven different designs, free.

Durable, Medium Weight.

Moderate in Price.

MONTROSS METAL CO., 19 Erie Avenue, CAMDEN, N. J.

SLATE SLATE

GENUINE BANGOR




Roofing
Blackboards
Structural

Write us before ordering elsewhere.

The Bangor Slate Co.
Miners and Mfgs. BANGOR, PA.

The CHAMPION Lock Joint METAL SHINGLE

for ROOFS, GABLES and DORMERS



Made only by

J. H. ELLER & CO.

1160 East Fifth Street
CANTON, OHIO

Also Makers of

Metal Ceilings, Cornice, Skylights, Tin Plate, Eaves Trough, Roofing, Etc.

Just what you are looking for

ORDER TO-DAY Ornamental HIP Shingles

NET PRICES For Prompt Acceptance

Size	Tin painted per 100	Galvanized iron per 100
3x7	\$1.01	\$1.70
3x8	1.08	1.80
3x9	1.17	1.91
4x7	1.19	1.87
4x8	1.27	1.95
4x9	1.35	2.03
5x12		3.37

Packed in boxes of 250 and 500 each. 3x8 and 4x8 are the standard sizes for wood shingles. 5x12 for slate.


Our estimate book and catalogue combined is yours for the asking. Our new general catalogue will be out about March 15th and will show a complete line of galvanized cornices, skylights, crestings, finials, tin shingles etc. (Send for it.)

MESSENGER & PARKS
MANUFACTURERS OF
SHEET METAL WORK for BUILDINGS
Jobbers in Tin Plates, Galvanized Sheets and Solder
11-13-15-17 Fox St. AURORA, Ill.

Impervious

SHINGLE STAINS

*The best made for durability
and permanency of color.*



These Stains are made from the best permanent German colors, ground in Linseed Oil, **Creosote** and Drying Oil. Made expressly for modern style of houses. A surface treated with these Stains will prolong the life of the shingles and protect them from dry rot and keep them from warping. They bring out the beautiful shading of the grain of the wood which cannot be obtained with paint. The cost, compared with paint, is about one-half. If interested, send for color samples on wood of twenty-one different tints and colors.

Manufactured by

VILAS BROTHERS

Quincy and Fifth Avenue

::

Chicago, Illinois

Established 1877



CORTRIGHT



Carpenters:—Do you know the only difference to you in laying Cortright Shingles and wood shingles is that you make more money on the former?—Let us explain.
CORTRIGHT METAL ROOFING CO., Philadelphia and Chicago

“WEATHERPROOF” NAILS

Made From Genuine Swedes Charcoal
IRON SHINGLE NAILS
Read Me and Get Wise

For many years nails have been placed on the market under the name of “Swedes Iron,” which, as a strict matter of fact, were nothing more than ordinary nails. This is emphasized most forcibly by the price, as these nails have been sold in many instances for practically the cost of genuine Swedes charcoal iron as received in the bar.

Since placing the “Weatherproof” nail on the market we have received hundreds of letters in which the repetition of enquiries regarding the genuineness of the material used has been noticeable. We are prepared to make affidavit that every ounce of material used in “Weatherproof” nails is Swedes Charcoal Iron, imported from Sweden, and these nails will be found identical in lasting qualities to those in general use a half century ago. Believing that you will appreciate the full meaning of this statement we respectfully solicit your patronage.

**WEATHERPROOF NAILS HAVE
STOOD THE TEST**

We are producing Nails like those used years ago.

When shingling **INSIST** on
“WEATHERPROOF” nails

Made Only by
H. J. MILLER’S SONS COMPANY
BRIDGEWATER, MASS.

THE UP-TO-DATE

STAR EXPANSION BOLT



Made of Iron




Made of Lead

Carpenters and builders who have not used these simple expansion bolts do not know what solid fastening to brick and stone means. The Shields can be used with the smallest Wood Screw and the largest Lag or Coach Screw.

We will send prices, samples and catalogues upon request.

STAR EXPANSION BOLT COMPANY
Cor. Cedar and Washington Sts., New York City.



A New Device of Unlimited Utility.

It is the simplest, most effective and least expensive of all anchor or expansion bolts in common use. It depends for its expansive qualities upon the flexibility of a coil of wire, engaging the thread of a common wood screw.

Write for Circular and Sample

Inventor and Manufacturer General Sales Agents
HARVEY FARRINGTON **LOCKE & SMITH CO.**
45 Broadway, N. Y. City 103 & 105 W. 37th St., N. Y. City



Monroe's Horizontal Wood Rolling Partitions

Successfully close and clear any sized opening.
Dividing Class Rooms and Sunday School Rooms in such a manner that they can all be thrown together when occasion requires.
Also used in Schools, Libraries and Public Buildings, where it may be desirable at times to shut off part of the room.
Your correspondence and investigation solicited.

Monroe Screen, Blind and Partition Co.
Lock Box 8 LIMA, OHIO

Rain proof Shingles that last Rust Proof

The National Sheet Metal Roofing Co.

Durable Ornamental

WALTERS' SHINGLES. — Jersey City N. J. — WALTERS' TILES

Write for Catalogue, Samples and Prices




**PHOENIX
SLIDING
BLIND
CO.**

Phoenix, N. Y.

**HIGH GRADE
VENEERED DOORS**

**HALE &
BENJAMIN'S
PATENTED
AUTOMATIC
BLIND HINGES**




Flush and surface for wood and brick building. Easy to put on, strong and durable. Warranted. Also combination awning hinges. With these hinges blinds will not slam or blow off. They are the only hinges adapted to bay or mullion windows, as they require no other fixtures. Testimonials on request from dealers, contractors and people who have used them several years. We are the sole owners of these two patents. If your dealer does not keep them write to

PARKER WIRE GOODS CO.

Manufacturers
General and Special Wire Hardware
Worcester, Mass.

MALLORY'S



**Standard
Shutter
Worker**

New and improved patterns and designs.

Opens and closes the blinds without raising the window. Automatically locks the blinds in any position desired. Made of gray and malleable iron. The best and most durable blind hinge. Incomparable for strength, durability and power. Can be applied to old or new houses of brick, stone or frame. *Send for Illustrated Circular.* If your hardware dealer does not keep them, send direct to

FLEMINGTON, NEW JERSEY.

The BUILDER or ARCHITECT
Who fails to learn about



BURLINGTON

Venetian and Sliding Blinds
is losing a splendid opportunity for himself and his clients. We are telling the public, through the popular magazines every month, how unequalled Burlington Blinds are for beauty, simplicity, service and economy. The inquiries we are getting from interested people more than prove the big need there is for our perfect blinds.



We earnestly solicit the correspondence of architects and builders everywhere, and will take pleasure in going into every desired detail, and quoting prices.

Burlington Venetian Blind Co.
950 Lake Street, Burlington, Vermont.

Gasoline Engines

1½, 2, 3 and 5 H. P., and one 3 H. P. with pumping jack—25 per cent. cheaper than other prices.



J. M. BACHERT, Room 5,

12 So. Water St., :: Cleveland, Ohio

The "Zimmermann" Iron Base
FOR WOOD COLUMNS

"The Column Never Rot"

All sizes for Round or Square Columns. Thousands in use. Send for Circular "Z"



C. E. ZIMMERMANN, : Syracuse, N. Y.

Powers Fireproofing Company


Manufacturers of all kinds of Clips, Anchors and Hangers for Carpenters, Lathers, Plasterers and Builders. Estimates furnished.

343 East 63rd Street :: New York City

Buch's Stable Fixtures

ETC.


are just what you need to equip your new stable or the one you are remodelling. They are handsome, durable, convenient, cheap, sanitary. None better. None nicer.




Wrought Iron Stall Guard



Wrought Iron Hay Rack



Steel Water Trough



Steel Feed Trough



Wrought Iron Cellar Gate

We manufacture a complete line of modern, up-to-date Stable Fixtures, such as Steel and Wrought Iron Stall Guards, Mangers, Feed and Water Troughs, as well as Cellar Grates, etc. Everything we make is of the well-known Buch quality, while our prices will save you some money. Write for new stable fixture booklet and prices. Don't buy until you hear from us. We want you to know the value and labor-saving features of Buch's line.

A. BUCH'S SONS CO.
Elizabethtown, Pa. U. S. A.

KEY TO THE STEEL SQUARE.



This is it.

The Key,
Book of
Instruction
and
Morocco
Case.
Full Size
4x5 inches.

It tells the whole story of how to use the common steel square for all kinds of framing.

Get it now. Price, postpaid, \$1.50.

ALFRED W. WOODS
198 Fifth Avenue, - CHICAGO.

SOMETHING NEW
—
Ideal Bevel Try Square

With one stroke of pencil you get both square and bevel cut without changing tools.

Send for particulars

NICHOLLS MFG. CO., Ottumwa, Iowa

Our New Steel Square

Aside from excellence of material and workmanship, the greatest difference between the best Carpenters' Steel Square and the old iron square of the blacksmith, consists of the scales and markings on the improved tool. Our square, as recently improved, enables the carpenter to lay out all kinds of work and to calculate quantities with an ease and accuracy never before known.

Our Steel Square Book, describing the new tool, is a veritable PRACTICAL TREATISE ON THE STEEL SQUARE and we will send a copy, without charge, to anyone who in writing us will mention the American Carpenter and Builder

SARGENT & COMPANY
1149 Leonard Street NEW YORK

Price, \$1.75

TOPP'S FRAMING TOOL.

A PERFECT TOOL and the only Tool for the purpose ever invented.

Saves from 3 to 24 hours in laying out a single roof. Saves time for the skilled mechanic, and enables the ordinary workman to frame the most difficult roof with absolute certainty.

IT DOES ALL THIS. It is accurate, thus preventing all mistakes. It gives angles for any pitch. It gives lengths for any rafters. It gives cuts for principals, jacks, hips, valleys and cripples. Saves time for the skilled mechanic, and enables the ordinary workman to frame roofs with absolute certainty.

Write for circular. Address the manufacturers,
G. A. TOPP & CO., Indianapolis, Ind.

BEST DOORBOTTOM APPLIANCES IN THE WORLD

The INTROSTILE supplants thresholds. The O. K. WEATHER STRIP is a draft and dust excluder for outside doors. Both effectually close the crack. Each door of the building should be equipped. Write for full particulars.

THE INTROSTILE & NOVELTY CO.,
MARIETTA, OHIO. U. S. A.

PATENTS

Valuable and Salable Patents Promptly Secured. Advice as to Patentability and Commercial Value Free. :: Write for Inventor's Hand Book.

Shepherd & Parker, Patent Lawyers.

"During the past ten years Mr. Shepherd, of Shepherd & Parker, has obtained for us a great many important patents. We have no hesitation in heartily recommending him to any one having need of the services of a patent attorney.

Mr. Parker on Nov. 1, 1903, resigned his position as an examiner in the U. S. Patent Office to enter this firm. Address, Dietz Bldg., WASHINGTON, D.C.

HALLWOOD CASH REGISTER CO.

The Marshalltown Trowels


High Grade Tools
for High Grade
Mechanics

BEST MADE



Finishing and
Browning
Trowels, all sizes
and gauges

Marshalltown
Aluminum
Hawks and
Darbies



Brick Hammers
Brick Chisels
Cork Floats
Canvas Tool Bags
Beading Tools

Marshalltown Trowel Co.

Marshalltown, Iowa.

U. S. A.

College Preparatory Course

Young men desiring to fit themselves for entrance to resident engineering colleges should fill out and send this advertisement to us to-day and receive our 200 page handbook (FREE) describing our **College Preparatory** course and over 60 others, including **Electrical, Mechanical, Steam and Civil Engineering, Heating, Ventilation and Plumbing, Architecture, Structural Drafting, Mechanical Drawing, Telephony, Telegraphy, Textiles, etc.**

AMERICAN SCHOOL OF CORRESPONDENCE
Chicago, Ill.

Name

Address

City and State.....

Am. Carp. & Builder. 2-06

MR. CONTRACTOR?

Are you satisfied with your method of estimating? Do you know how much profit you are going to make? Are you sure you get everything figured in? And do you know the exact cost of each separate part of the work? Is your method rapid and practical? Is it simple and reliable? Do you know that "The Lightning Estimator" solves these problems and is making more successful builders than any other method heretofore sold? Are you going to continue guessing when you can get this method for a 50-cent money order?

Particularly adapted to residence and repair work.

First edition sold out in 3 months. Second edition now ready. A table of 4600 rooms, giving square yards in each, given with each course.

A LEADING MAGAZINE SAYS OF IT:

"A wonder of terseness; compactness, and comprehensiveness."
—National Builder.

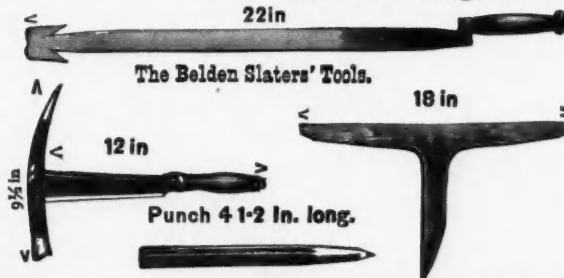
WRITE NOW

BRADT PUBLISHING CO.

1260 Michigan Ave.
JACKSON, MICH.

SLATERS' TOOLS of the BELDEN Make

Are Acknowledged to be Superior to all Others



The made-to-order steel that we are now using in their manufacture, adopted only after the most careful experimenting, gives them their value. Hammers have leather handles to prevent the hand from slipping.

The Trade Supplied.—Write for Circulars.

The Belden Machine Co.

New Haven, Conn.

**YOU NEED
OUR
CATALOG
OF
TOOLS**



This Butt Chisel, leather tipped, costs you (delivered at our expense):

1 1/4 inch - 60c	1 1/2 inch - 65c
1 3/4 " - 70c	2 " - 75c

OUR NEW TOOL CATALOG

Contains 425 pages, showing nothing but Tools, and is the most complete catalog of Tools ever issued. We make a specialty of the unusual tools—the ones you have some trouble to find.

Send 25 cents to help pay expressage and get a copy of Tool Catalog No. 370.

We sell more Builders Hardware of quality than any other concern in the country. If quick shipments, good treatment and low prices are worth anything to you, get our

BUILDERS' HARDWARE CATALOG No. 37
and get acquainted with us.

ORR & LOCKETT HARDWARE CO.
Established 1872.
**71-73 Randolph Street,
CHICAGO**

BOMMER

SPRING HINGES

**are quality goods,
but cost no more than inferior kinds.**




DON'T ERR IN JUDGMENT when buying spring hinges, which of all hardware perform the hardest work. Bommer Spring Hinges never fail to give satisfaction and have withstood the test of time. "PRACTICALLY UNBREAKABLE" says the World's Fair Award, Chicago, 1893.

Gold Medals—St. Louis, 1904—Buffalo, 1901—Paris, 1900

**Your Hardwareman can supply them. Kindly
but firmly refuse all substitutes.**

BOMMER BROTHERS, Mfr's, Brooklyn, N. Y. Est. 1876.

Telephone Connections. John W. Crooks, Treasurer



CONVERTORS OF

Iron and steel into bolts, expansion bolts, nuts, and all kinds of structural work for mills, churches, halls, factories, bridges, wharves, etc.

AND DEALERS IN

**HEAVY HARDWARE and
CONTRACTORS' SUPPLIES**

36-50 Farnsworth St., Boston, Mass.

**Grandfather's
Fire Place**

was a great success in furnishing healthful heat and ventilation for his family; and for burning the surplus wood while clearing the farm.



**Our Economy
Fire-Place Heater**

—see sectional cut—will give same ventilation and more heat from one-tenth the amount of fuel. It will burn any kind of fuel and suit any fire-place and mantel. Its cost is saved in fuel during one season's use. Free catalogue "J" in full explanation.

HEITLAND GRATE & MANTEL CO.
Address Dep't "J". Quincy, Ill.

**IF YOU WANT
A WELL SET SAW**

THE "SPECIAL" SAW SET



USE ONLY THE

TRADE MARK
ON ALL MY GOODS

"SPECIAL" SAW SET
There is None Better

CHAS. MORRILL 283 Broadway, NEW YORK

**The NEW
MARSH-LANGDON
and IMPROVED
MITER BOXES**



All have Corrugated Metal Bed Plates—same are ground true, and cannot warp and split like thin Wooden Plates. Made in 4 sizes and 40 numbers. Ask your dealer to show you one, and if he does not carry them in stock, ask him to order one for you, for you want the best. Write for circulars and prices.

Manufactured only by
H. C. Marsh
606 Race Street
Rockford, Illinois



AMERICAN CARPENTER and BUILDER

LIBRARY of CONG
Two Copies Recd
FEB 5 1906
Copyright Ent
CLASS B XX
95880
COPY B.

The Largest, Best and Most Practical Trade Journal in the World for the Carpenter and Builder

American Carpenter and Builder

Entered as second-class matter July 1, 1905, at the postoffice at Chicago, Ill. under the Act of Congress of March 3, 1879.

WILLIAM A. RADFORD, EDITOR.
WILLIAM REUTHER, ASSOCIATE EDITOR.

Published monthly by

American Carpenter and Builder Company

196 FIFTH AVENUE, CHICAGO.

O. F. BYXBEE, General Manager.
E. L. HATFIELD, Assistant Manager.

NEW YORK OFFICE, 253 BROADWAY
EGBERT DAYTON, Manager.

VOL. I. FEBRUARY, 1906 No. 11

The AMERICAN CARPENTER AND BUILDER is issued promptly on the first of each month. It aims to furnish the latest and the most practical and authoritative information on all matters relating to the carpentry and building trades.

Short practical letters and articles on subjects pertaining to the carpentry and building trades are requested.

SUBSCRIPTION RATES.

One year, \$2.00; six months, \$1.00; payable always in advance. Single copies, 20 cents.

SUBSCRIPTIONS may be sent by check, express or money order, or registered letter. Make all remittances payable to the American Carpenter and Builder Company. Postage stamps are not desirable, but if necessary to remit them, two-cent stamps are preferred.

IMPORTANT TO SUBSCRIBERS—Do not fail to notify us promptly if you wish your magazine forwarded to another address than that originally ordered. We will not guarantee to furnish missing numbers in cases where subscribers have neglected to inform us of their change of residence. We will be pleased to change the address of any subscriber at any time, but have no means of knowing that they have moved unless they notify us of the fact. The postoffice authorities will not forward newspapers or magazines from one address to another unless extra postage is paid by the subscriber. Write us as soon as you move, giving your new address, and we will correct our mailing list and there will be no delay in your getting your magazine.

ADVERTISING RATES.

Furnished on application. The value of the American Carpenter and Builder as an advertising medium is unquestioned. The character of the advertisements now in its columns, and the number of them, tell the whole story. Circulation considered, it is the cheapest trade journal in the United States to advertise in. Advertisements, to insure insertion in the issue of any month, should reach this office not later than the twentieth of the month preceding.

Value of Conventions

NOW that some of the conventions are over and others are in progress it is a good idea to sum up the benefits and advantages derived from them. The primary object of having a convention is to get the members of any industry together and discuss subjects which are of common interest. Here the subjects are presented by men who are best qualified to do so and then followed by a general discussion which brings out many points which may have been overlooked. It broadens a man's mind to come

in contact with men who although in the same business have altogether different ideas. The social feature of a convention is not to be disregarded. For some reason or other everybody at a convention gets more or less sociable and it gives you an opportunity of meeting and conversing with those of whom you have often heard but never seen. A convention is a place where business relations can be cemented more closely and gives you an opportunity of showing your associates in business that you are progressive and in the front rank. Everyone will find it to their interests, both from a business and personal standpoint, to attend the conventions, as it is here that he meets the most advanced men in his industry.


Exchanging Information

INFORMATION, like currency, only obtains its full value through being put into circulation, but it differs from currency in that we can put it into circulation and still retain it. In other words, no man loses knowledge by giving information, and there is frequently a good chance to gain by a little exchange. This is especially applicable to carpenters and builders who in their line of work learn to do certain things in an original and time-saving way. It will not be a loss to you to let your fellow workers receive the benefit of your ingenuity and they in exchange will be pleased to give you the benefit of their knowledge along other lines. Our pages are open at all times to our readers to be used intelligently in the exchange of ideas. You have nothing to lose and everything to gain.

Importance of Work

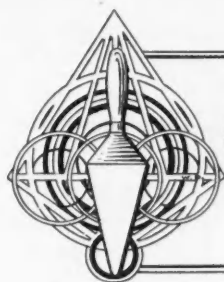
ONE of the most essential things on the road to success is work, and plenty of it. While it is a splendid and important thing for a man to have talent and training and good character, yet if he does not know how to work and have a love for work his talent, training and character will account for very little. This applies very strongly to the carpenter and builder, for he may have the training and be skilled in his line, yet if he does not put that training to use and accomplish something it will be of little value to him. It is not what men can do or want to do, but what they accomplish.

THERE is always one job that you should put off until to-morrow, and that is a job of spite work.



RALPH WILDER

An Echo From the Cement Users' Convention



Cement Building Construction

FRED W. HAGLOCH



Monolithic Concrete Construction

WHAT IT REALLY IS AND HOW MADE—ADVANTAGES AND DISADVANTAGES OF MONOLITHIC WORK—WHERE USED WITH SATISFACTION

ALL concrete work constructed in one piece is known as monolithic, a wall built by planking up both sides and filling between same with concrete and when hard remove plank thus leaving entire wall a single block of concrete is the most common way of building monolithic work, but building floors, roofs and bridges are also monolithic construction.

The advantages of monolithic construction are the reinforcing or trussing with steel, and in ordinary work where no steel is used its advantages are practically limited to admitting the use of large stone as aggregates, thus in large work such as foundations, retaining walls, dams, etc., very large stone may be utilized.

In dwelling house construction it may be used for cellar walls, but in such instances its walls should be made hollow by means of cores. Several systems of building construction have made their appearance the past five years, some which have succeeded beyond the expectations of the architects and engineers.

The points of advantage in monolithic walls are that no expensive labor is employed and that concrete steel floors, beams, etc., may be united with it, but this is sometimes more detrimental than beneficial.

The disadvantages are the expanding of the planking or frame in tamping the concrete, causing an unsightly swell in the wall as well as a waste of material contained in the swell projecting beyond the true line of the wall.

The concrete filling the creases, knotholes and other deficiencies of the plank is another objection, but this can be overcome. The oldest concrete house built in the United States is of monolithic concrete. It was built on Staten Island, N. Y., in 1837, of natural cement concrete. Although badly weather worn and dilapidated, this house still stands and was inhabited by one or two families when the writer visited it in 1902. It must be remembered that this house was built of the imperfect natural cement made in those early years, and the aggregates used were not carefully selected, but portions were composed of brickbats, irregular and rather large sized broken stone, etc., therefore the dilapidation shown. In front of the house at the gateway lie two cast concrete lions, one badly cracked and crumbling, the other yet in fair condition after many decades of weathering.

A class of work where monolithic concrete proves the most satisfactory is basins, troughs and reservoirs, but much care is required, as such work must be made water and frost proof, for a cement may be frost proof and concrete made with it may not be, which is better understood by the following: Two years ago a basin sixteen feet in diameter, five feet deep, was made of concrete twelve inches thick at the top (rim) and eighteen inches thick at the bottom, the outside and the entire inside was coated with cement plaster. The following winter one entire side gave way, which was supposed to be caused by expansion of the main body of water by freezing, but as the concrete crumbled in thawing weather, the theory of expansion of the body of water would not solve the solution, and a close inspection revealed the fact that water slowly filtered through the plaster and was absorbed by the concrete, which was very porous for want of tamping, as openings of several cubic inches each were frequently found, which expanded in low temperature and broke the entire mass into small bits. This real illustration is given to enable the reader to realize the necessity of reducing the voids in concrete especially so in basins and reservoir work.

Voids may be reduced in various ways and in such work every method should be employed, namely, using various sized grains of sand and aggregates as explained in a former article, mixing the composition slightly damper than for dry tamped work and by persistent hard tamping after placing same in position and taking special care not to jar or disturb same when completed until thoroughly hardened.

The waterproofing for such work being given in our articles on that subject, need not be repeated here.

The plastering should be done before concrete has set, but should this be impossible, thoroughly moisten the surface before applying the plaster, which should be done with a plasterer's trowel and a float.

Should there be objections to the troweled surface, same should be covered with a composition of one part cement and three parts sand, mixed dry and dropped onto the plaster before it has set either by sifting through a screen or with a dry whisk broom. This will leave a sand surface, but much practice is required to make it uniform.

For a rough coat plaster surface, mix one part ce-

ment, two parts sand and four parts broken stone of one-half to one-inch mesh and add sufficient water to make thin mortar, and apply with a mason's trowel by taking a small amount at a time, which must be applied with a swinging force, never allowing the trowel to strike the surface.

This will produce the rustic appearance often desired on the rim of a lawn basin and around the fountain.

Preventing Injury by Freezing

To the Editor:

Newark, N. J.

Will you kindly give me some hints on the manufacture of cement blocks; how to make it in freezing weather; what will keep it from freezing and how long it should be kept indoors?

N. J. SURGES.

Answer: One pound table salt per five gallons of water will in a measure prevent injury to cement setting in low temperature. A small amount of potash will cause cement to set and harden in less than half the time usually required. Cement should not freeze for three to four days after setting, and if both potash and salt is used this time is reduced to twenty-four hours. Salt somewhat discolors concrete and potash will disintegrate the work if used to excess, and as I avoid it entirely I cannot give the exact proportion that could be used without danger. Different cements require different proportions of material. Hence to prevent injury from freezing is a problem largely to be learned by testing with the materials used.

Cement Brick for Chimneys

To the Editor:

Sandstone, Minn.

Is cement brick as good as common brick for chimneys?

T. R. McCORMIC.

Answer: Concrete blocks and cement brick make very desirable chimneys, and carefully carrying out the following rules will result in giving entire satisfaction.

Concrete being fireproof to the extent of its raw material we find that sand usually endures more heat than cement, hence the cement is the lowest, therefore select a high-burned cement which is no less than 1,200 degrees, which will make a chimney safe at that point, but it may discolor at 800 degrees without injury.

For wood and soft coal fires any Portland cement is acceptable; for hard coal and coke select your cement and omit gravel, limestone or soft sandstone. Then plaster the inside of the chimney with a mortar made of one part cement to three parts sand mixed with strong salt water.

For natural gas fires concrete has proved a failure, but I have tests now which I believe will prove successful and hope to report same in February issue.

Metal Lath for Building

To the Editor:

Vacaville, Cal.

What kind of metal lath is the best for the outside of a building? In plastering with cement mortar what proportions do you use and how put on?

H. D. EDDY.

Answer: Concrete steel exterior walls built to

wood or iron framing can be accomplished in various ways, viz.: Expanded metal of three-quarter inch mesh fastened to studding sixteen-inch centers is superior to any other, as this metal has sufficient openings to allow the cement mortar to pass through and cover the inside of the metal, thus protecting it. The usual sheet metal lath with protruding cups and opening cannot be covered on both sides by plastering on one side, hence are not recommended for outside walls, as dampness will soon rust the metal sheet. Another satisfactory method is to cover the outside of the building with sheathing and placing plaster lath vertically about one foot apart. On this fasten wire poultry netting of three-quarter-inch mesh made of No. 12 to No. 16 wire, and plaster with cement mortar. This will require less material than the method previously described. The composition of such work is governed largely by the finish desired. For smooth surface take one part Portland cement and three parts sand; and for a rough surface one part Portland cement, two parts sand and two parts fine gravel. The latter will prove the more durable of the two.

Building a Cement Cistern

To the Editor:

Petaluma, Cal.

Will you kindly answer these questions for me? Would it be practical to cement the walls of a cistern without first lining them with brick? How much and what proportion of cement should be used for a cistern seven feet in diameter and eight feet in depth?

R. FLUTH.

Answer: Where the soil contains sufficient clay or other solid matter to prevent caving in during excavating it is useless to wall up with brick. Make concrete of one part cement and three parts sharp sand, mix dry and add sufficient water to make a stiff mortar. Apply about one-half inch thick and follow immediately with a second coat one-fourth inch thick, then give a skim coat made of equal parts cement and sand. Keep moist for a week, but do not fill with water until ten or twelve days old. Cisterns built in this manner are usually made egg shaped, with the use of false work for crowning (drawing in) the top, in which case the skim coat cannot be added. The concrete in egg-shaped cisterns should be two inches thick in the bottom, three-quarters of an inch on the side and three inches thick at the crown, and if under driveway the crown should be reinforced with one-inch mesh wire poultry netting.

Hollow Brick for Interior Lining

To the Editor:

Woodstock, Ill.

Will a four-inch hollow brick lining in a twelve-inch wall overcome the necessity of furring and insure a dry plaster wall in a room left without heat sometimes for days in the winter?

F. H. OFFERGELT.

Answer: Hollow brick for interior lining for brick walls is extensively used, and in a measure prevents the penetration of both frost and moisture; but in rooms without heat they receive the severest test possible, and I give the following example: A seventeen-inch brick wall, including hollow brick interior lin-

ing, built in this city (Cleveland, Ohio,) has successfully resisted the outside elements except where the mortar joints were unusually thick. Here dampness and frost were noticeable, as dampness will penetrate two feet of mortar and frost follows dampness; hence severe dry winters are less injurious than mild damp winters. To insure dry plaster in brick buildings, whether heated or not, choose one of the following methods. Break your mortar joints from outside to inside, thus insuring a complete air space; or, waterproof the exterior surface of the wall; or, use furring, as you suggest.

Sand Lime Brick

To the Editor:

Crestline, Ohio.

I wish to know how long lime mortar takes to set if used to lay common sand mold brick. This brick was laid in the fall during very wet weather. What is your opinion of brick made of lime and sand?

WM. SCHAAF.

Answer: Mortar made of one part well burned and properly slacked lime to two parts sharp clean sand will harden in two to six days in dry weather and in ten to fourteen days in wet or damp places, which would be about the same conditions as you mention. A mortar made of one part Portland cement, one part lime paste and six parts sand will make a smooth working mortar that will set in one day and become more durable at less cost. Sand lime brick is meeting with splendid success in our southern states and some are becoming popular in the north. But like everything else used in building it must be well made of proper materials to become a staple building article, and whether this can be done with lime is a question we are unable to answer.

Cause of Hair Cracks in Concrete

To the Editor:

Peotone, Ill.

Please let me know what is the cause of hair cracks forming on the face of concrete blocks that are made by the pouring process and molded in sand. Is there any way of preventing it? My proportions are one part cement and four parts crushed limestone.

C. H. CARTER.

Answer: Limestone expands upon receiving moisture and contracts in drying, thus causing hair cracks, which in several years' exposure enlarge into large openings and the stone crumbles. The practical examples of this folly are numerous. Your limestone is unfit, and the following test will convince you: Tamp a quart jar full of finely crushed limestone in the dry state, then add water, and if the jar does not break by the expansion the crushed stone will rise above the top to the extent of the expansiveness of the stone, which will be from one-eighth to three-quarters of an inch. Substitute a light lamp chimney for the jar, and if the stone is finely ground and closely packed it will burst when about twenty per cent of water has been added.

Cost of Concrete Blocks and Brick

To the Editor:

Southern Pines, N. C.

I wish to know the comparative cost of a building built of concrete blocks or monolithic concrete and one built of brick that cost sixteen dollars per thousand laid in the wall. Good

Portland cement will cost about three dollars per barrel, sand about seventy-five cents per yard, and crushed stone will have to be shipped in.

H. E. CARPENTER.

Answer: The comparative cost of a building built either of brick, concrete blocks or monolithic concrete (molded in forms) varies as to cost of material and labor as follows: Brick at sixteen dollars per thousand laid in the wall. Concrete blocks will cost thirteen dollars and eighty cents for same space, with cement at three dollars per barrel and mason wages same as bricklayers, while monolithic concrete would cost only eleven dollars to fill the same amount of space. But monolithic construction undertaken by a novice is likely to result in uneven and bulging walls, besides requiring a cement (stucco) plaster on the exterior for finishing, thus costing about the same as hollow concrete blocks. Should the monolithic finish be desired I recommend building with plain blocks and coating the exterior with cement plaster. This would be slightly cheaper than brick and make a most satisfactory wall. Should you build monolithic walls do not pour the concrete into the molds, but make it of the same dampness as you would for concrete blocks and tamp hard. This when kept moist for six or eight days will make stronger walls and can be finished at less expense.

Hollow Cement Block or Solid Concrete Wall

To the Editor:

Paoia, Colo.

Which would you advise, as being best and cheapest, the hollow cement block or the solid concrete wall for a warehouse thirty by seventy feet, one story with basement? Basement seven feet and first story ten. As yet the cement block has not been used here, and as I have had no experience in cement work any information will be gladly received.

C. D. SMITH.

Answer: Buildings for storage purposes should be built of hollow walls, and the hollow concrete block is best. It will cost less and be more satisfactory. It is true that in concrete (monolithic) wall construction large gravel or stone can be used, but to no greater per cent than the air space of a hollow block wall. Besides the air space will retard dampness and frost.

Waterproofing Concrete

To the Editor:

Cincinnati, Ohio.

I have been doing a little experimenting and have found that a solution of paraffin and naphtha turns the water, but I would like to know if such solution would in anyway injure the concrete and if it makes a permanent waterproofing?

CHRISTIAN MILLER.

Answer: Paraffin and naphtha is not injurious to concrete after same has hardened. It is a very good waterproofing, but is not permanent, as it remains so near the exposed surface that the weather will remove it in three to five years. In recent issues of the AMERICAN CARPENTER AND BUILDER we have given the soap and alum formula, which is cheaper and more durable than the above.



Even the wise saws no longer seem to cut much ice.

Hollow Concrete Block Construction

CEMENT USED AGES AGO AS A BINDING ELEMENT—HOLLOW CONCRETE BLOCKS NOT RECOGNIZED UNTIL RECENTLY AS BUILDING MATERIAL—QUALITIES THAT BLOCKS SHOULD POSSESS

By Harmon S. Palmer

THERE is no subject more interesting to the creative mind, especially in the line of building construction, than that of cement. I think those who have been accustomed for years in working with the three principal materials which constitute nine-tenths of the building structures of the world, brick, stone and wood, will agree with me that the advent of Portland cement opened up one of the grandest fields for the progressive man within the history of the world. As he scanned the great blue arched dome of possibilities, his bosom swelled with that satisfaction which is known only to the true inventor; it seemed to him that truly the foundation of building construction had been discovered, on which the beauty, strength and durability of the country could rest; the only requisite being proper application of methods and tools and correct construction. To the ambitious and enthusiastic builder, there was never a brighter spot in his life than when he was absolutely convinced that stone could be made, which neither freezing and thawing, fire and water could destroy. These indispensable virtues were also equaled by one other, and that was in the manufacture of this stone; it could be moulded to any form in which stone could be cut and that shape for shape and volume for volume was much less in cost.

If in the life of a few generations these essential elements of cement stone had to be proven, no practical man would have ever been free from doubts and fears; but fortunately thousands of years ago many great works and costly structures were wrought with cement as the binding element which are standing today, and although crude as compared with our more modern construction, are positive proof of the durability of properly manufactured stone. Probably these ancient workmen never realized to what perfection their crude methods could be carried, and it is only of late years that science and invention, coupled with higher civilization of our race, have united their efforts to attain the highest standard in the production of manufactured stone, and they are justified in the expectation of increasing excellence. The history of its growth would be the history of its uses, but from the time it was used in such structures as the Pantheon of Rome to the time it was rediscovered by Joseph Aspden, an Englishman, about the year 1825, its history can be secured only by inspection of such works as remain to the present day and found in various locations and erected at various periods of time.

Taking these as evidence of the durability, modern builders begin with the above date and proceed with caution, precision and unbounded faith to plan and execute such structures as will be architectural monuments and the pride of future generations.

As stated above, the modern use of Portland cement begins with the accredited discovery by Joseph Aspden, a practical brick maker in England, whose accidental discovery would be very interesting reading, but space in this article forbids. A reference to many uses to which this cement can be applied in the arts could also be mentioned, but one of the most valuable is in the manufacture of the hollow building block, and to which this article is strictly confined. It is needless to elaborate on the advantages of these blocks or the superiority of buildings constructed with them, provided they are properly made; but the infinite variety of ways and methods which have appeared within the last three years by which they could be used and manufactured presents one of the most complicated problems which has ever occurred in the building world for the average man to solve.

In view of the fact that it would not be fair to take advantage of this opportunity to force my opinions and convictions upon the readers of your journal, I can only give such general ideas as are common to nearly all the different methods in use at the present time from which deductions can be made by each individual; although it is generally conceded that practically all of them are repetitions of the first fundamental principle, differing only in minor details.

The use of hollow block is possible by reason of the great strength of Portland cement, which does not require a stone made from it to be solid in any but certain portions of a building; these portions, of course, being under the bearings of floor joist, roof joist, and especially trussed roofs of large span, which in many cases require pilasters, depending upon the weight to be carried. These are also constructed of the hollow block, but where additional strength is desired they can be filled with concrete of such proportions as the work demands. The first patent on hollow blocks that ever attracted attention was in the year 1901; no mention can be found in print of any extended use of this form of construction prior to this date and any reference to this form of block only relates to isolated cases, in which some person had conceived the idea and failed to complete it. Even if a house had been made with them, its cost and construction was such that the builder did not care to repeat the experiment. Not only is this a fact in this country, but it is so in the old country. The writer spent four months traveling in England, France, Germany and Belgium, with the special view of ascertaining the fact as to hollow block construction and not one house was found of these blocks, and but very few people had ever heard of one, and although chimneys had been constructed of them, they were made in crude hand box molds. The old patents on

concrete blocks sometimes referred to are often on solid blocks or some impracticable Z shaped block with self-binding forms, but in whatever form, they were never introduced, although the incomplete idea may have been discovered more than fifty years ago and experimental buildings erected. The hollow concrete block was never recognized as a building material until after the year 1901 and no machine whatever of any value previous to the year 1899.

Here then is the dawn of the hollow block era, made practical by employing the material in a semi-plastic condition in which state a machine could not only turn them out in great quantities at low cost, but also with the desired cavities. During the ten years previous to 1901, the total number of hollow block houses erected in the United States was only seven and their combined value was less than twenty thousand dollars, and not more than one-half the hollow blocks of which they were constructed were machine-made blocks, the balance being required for closures and special places which the crude machine could not make. These were made with hand or box molds, the same as had been employed from time to time in previous experiments. The above statements are true and are the first authentic statements ever made regarding the launching of the industry. From the year 1901 its growth has been phenomenal almost beyond precedent and from one factory of hollow block using two machines at that time there has grown in the last four and one-half years 2,386 firms and individuals who are engaged more or less in the industry, with an estimated capital of more than ten millions of dollars. Could any industry that was new and untried attain such proportions without unbounded merit?

It is not to be wondered at that with the great rush to be first in the field many have made colossal failures, while others with no more favorable conditions have made money and in some cases fortunes simply by manufacturing blocks and contracting to erect buildings. It must be admitted that in these cases the individuals were adapted to the business by nature and experience. It is not the man who begins with the inquiry "what cement to use" or who gives only dissertations on the quality of artificial stone and its manufacture, or simply describes some machine for making blocks, that will very soon be in the class referred to. It is a long step from this stage of the game to a contractor who understands the co-operation of his machine and the building plans, or the architect who understands the possibilities of the machine which is to make the blocks for his plans and who realizes that each should co-operate with the other so that satisfaction can be given to the customer. This means building a house that will not crack, one of maximum strength with a minimum amount of cement, one that will hold its color, that will not absorb moisture, one that will be pleasing to the architect as well as the

layman, one that is a credit to the industry and up to the possibilities of the system by following each successive step in an economical and practical manner. Even a man who can do all this has his troubles and many of them; but still men must be educated and learn what cement to use and how to use it, which will be taken up more in detail later on.

We might mention here that only Portland cement can make good and lasting blocks, and the manufacturer need have no fear of the cement found in the market with this brand. Too much stress is often put upon the technicalities of testing, and the block maker can safely rely on the cement makers in this respect. There is also much needless advice in regard to curing the blocks, especially such as refer to covering them with straw, hay, and refuse of yards and sprinkling them every two hours. Such methods, while it might add a trifle to the strength of the stone, no uniform color can be obtained which is of more importance than the strength, especially when the strength is sufficient. The proportion of water to secure the greatest strength is a very simple proposition; the semi-wet process is the only one which is adapted to hollow block construction and the machine which will mold them and allow them to be removed at once is the only one that is of any value. It is impossible to remove a block from the machine at once if there is too much water, because it will stick to the sides when the machine is opened; the suction of the sides will pull it out of shape and it will settle out of shape by standing; therefore, the criterion by which to be governed is to use all the water possible and allow the block to be removed without sticking or settling after removal. More water would be advisable, but color and removal are necessities, and if more strength is required more cement must be added.

In the foregoing remarks I have only referred to the beginning of the industry and the foundation on which it rests; I have shown that at least one method of manufacture and one principle of machine have become recognized as a revolution in building methods, but the variations from the original and basic principle I have not touched upon. Even in this there remains a vast sea which must be explored for the best general results, which can be divided into numerous sections, each of which has its divisions and subdivisions.

The question will arise, "Why was the hollow block not used long ago, if it was thought of?" "Why was it?" They had cement fifty years ago, both good and cheap; they realized the value of these houses, the very first conception was sufficient for an intelligent man; but one difficulty was to break away from long and constant practice and to surmount others which the builders encountered. It can be stated here that the average person who has saved enough money with which to build a home is not anxious to experiment with untried methods.

Residences


Well Planned Concrete Houses

PERSPECTIVE AND PLANS OF FOUR CONCRETE RESIDENCES, SHOWING THE POSSIBILITIES OF CONCRETE—DESIRABLE FEATURES AND ADVANTAGES OF EACH CAREFULLY EXPLAINED

ON PAGE 821 we illustrate a cottage designed for a small corner lot having a 50-foot frontage to the west and a 125-foot frontage to the south. The exterior treatment of this house is of the Spanish Mission style, which is now becoming very popular on account of its graceful outlines, simplicity and economical construction.

The basement walls are of concrete construction up to above the grade line where the frame walls start, constructed of 2 by 4 studding sheathed and papered

doors and this room also has a large window to the south, which is the preferable light for a dining room, and small leaded glass windows to the east. The side-



FRONT ELEVATION

on the outside, and then from the grade up to the first story window sills the exterior walls are finished with wide boards lapped one inch and stained with creosote stain. The walls above the window sill belt are rough cast cement on wood lath.

The first story consists of the hall, living room, dining room, kitchen and pantry. The hall contains the stairway which is of a plain and neat design of the Mission style and constructed out of weathered oak. There is a doorway from the hall to the kitchen and an archway to the living room, which is spacious and has large windows facing the west and south; the west window being shaded by the porch and the south being exposed to the sun. This makes this room very pleasant all seasons of the year. The dining room is entered from the sitting room through large sliding



RIGHT SIDE ELEVATION

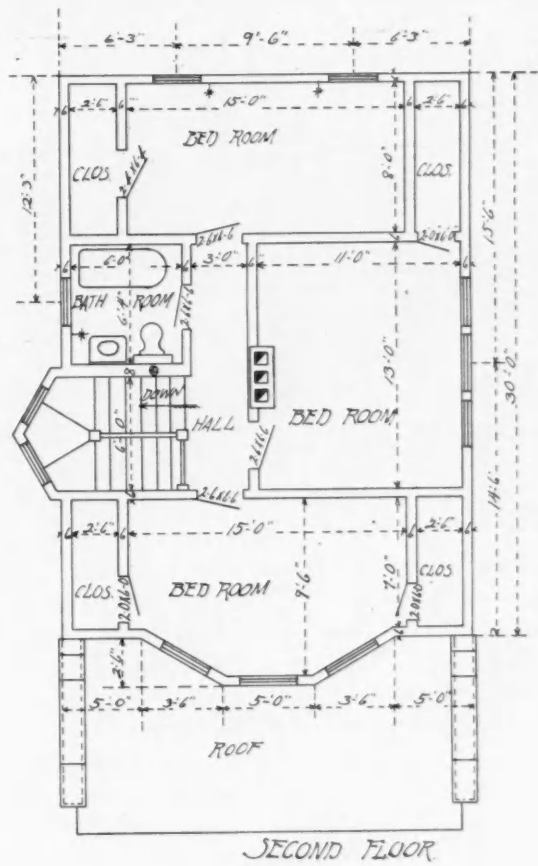
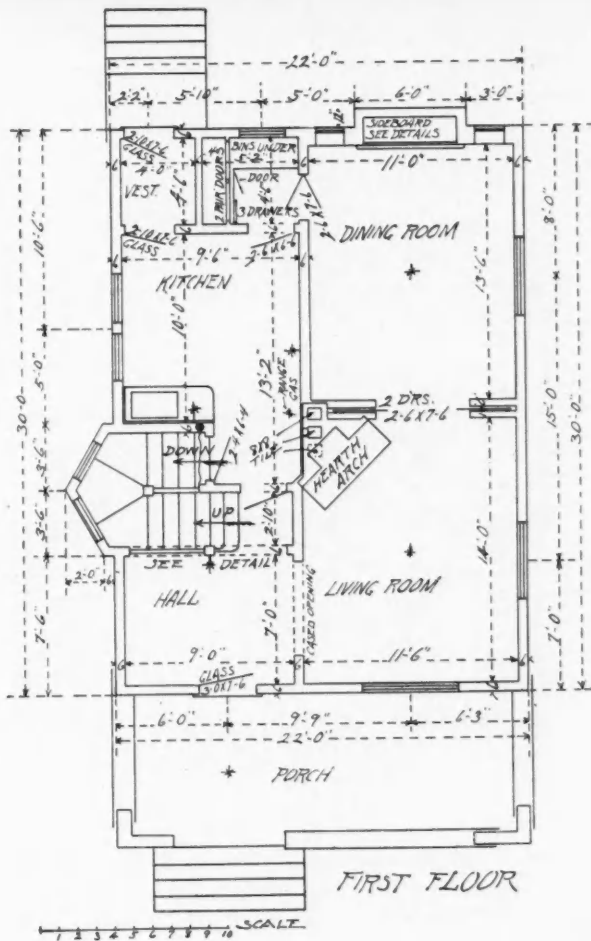
board is built into the east wall thus making the view from the living room into the dining room very pleasing and effective. The kitchen in this house has been very carefully studied for convenience, light and ventilation. The pantry contains bins, shelves, drawers and a cupboard with glass doors and adjustable shelves. The kitchen is entered from the outside through a vestibule which contains the refrigerator.

The second story consists of three bedrooms, bath



LEFT SIDE ELEVATION

room, hall and four large closets. The arrangement of this story is very good and not a square foot of room has been wasted. The doors and windows in all rooms have been located with reference to the best locations for furniture. The front porch is built



for service as well as looks, and the projecting cornice will give shelter against rain and the hot afternoon sun.

A Country Home

The house shown on page 823 is the country home of Captain A. Ackerman at Twin Lakes, Wisconsin, and was constructed of hollow concrete blocks. The

From the porch which surrounds the front of the house a view of the entire lake can be had. The entire house is artistically built and shows the architectural possibilities of concrete blocks.

Concrete Dwelling House

Concrete block houses are acceptable in preference to brick or stone for comfort and durability but are



Country Home at Twin Lakes

view of the house here shown is from the lake and brings out its location and beautiful surroundings. The sand used for making the concrete blocks was

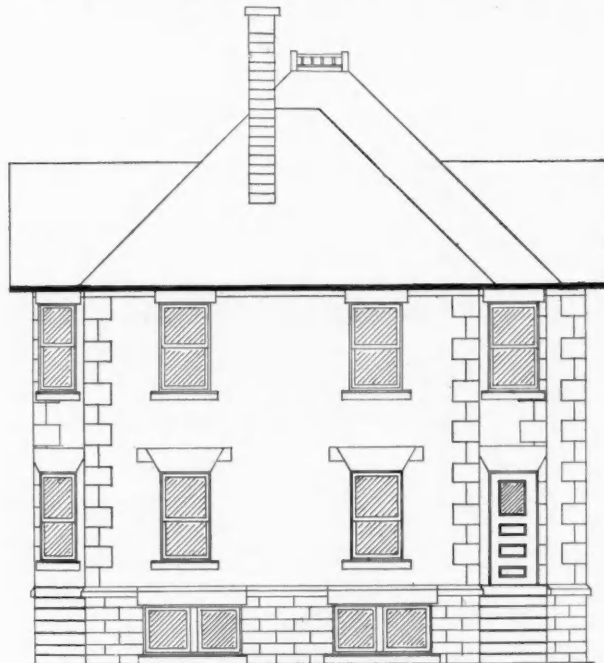
often objected to for their appearance simply for the fact that all blocks are of one size and mold, which has been entirely overcome in the plan here illustrated.

This building was designed to comfortably house two families and is now being erected in the heart of the city of Cleveland, Ohio, by F. W. Hagloch, near the public square, and it is the first attempt of producing a broken ashler wall with hollow blocks. These blocks are made on any large block machine by



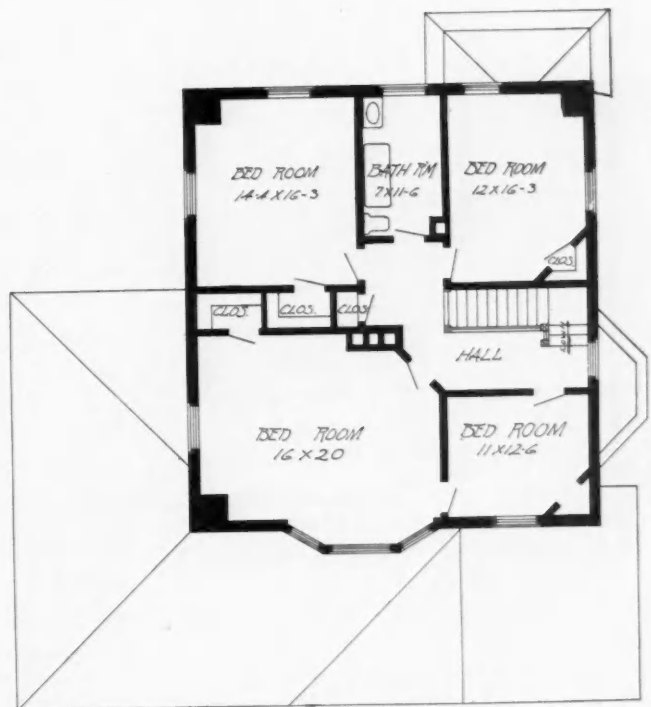
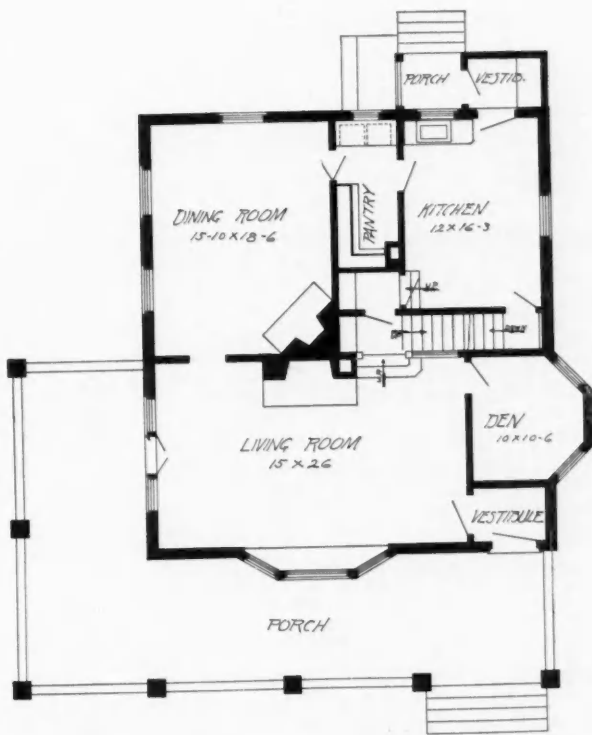
Front Elevation

taken from the basement of the house. The blocks are eight by eight by sixteen. The house is finished on the inside with Georgia pine and all the floors are of hardwood. There is a shingle roof on the house and the gables are of cement. There is a good arrangement of the rooms throughout the house, there being a living room, dining room, kitchen and den on the first floor, and four bedrooms and a bath room on the second. There are large fireplaces in both living and dining rooms, which add greatly to the appearance and comfort of the house.



Rear Elevation

the use of inserts and special face molds, or with two small machines which require less inserts and special patterns. Inserts are usually made of wood to fill



surplus space of the mold in making blocks of less dimensions than the full sized block made on the machine. Some machines are adjustable but in broken ashler there are always some sizes required that can-

spindles and carved work which is made in plaster molds.

The porch and balcony floors are concrete-steel and made in position, the round columns on either side



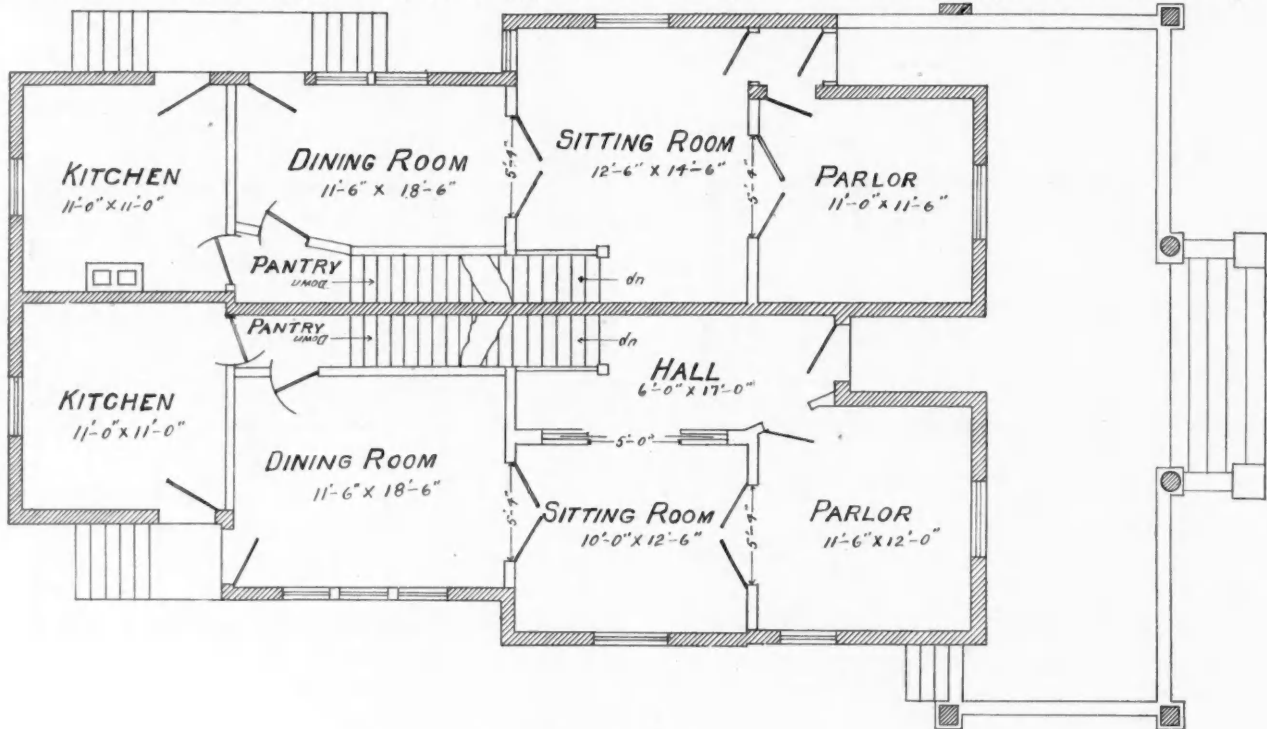
Left Side Elevation

not be met with the largest possible range of adjustments.

of the front entrance are of polished artificial granite.

The corner blocks being plain 14 by 17 by 9 inches

The roof is of reinforced concrete shingles, the laundry tubs and the sewer pipe and the floor tiling in



First Floor Plan

are made in wood molds as well as the lintels, sills, steps, water table and porch trimmings, except the

the halls and bath rooms are of reinforced concrete.

The plaster is applied direct to the concrete blocks

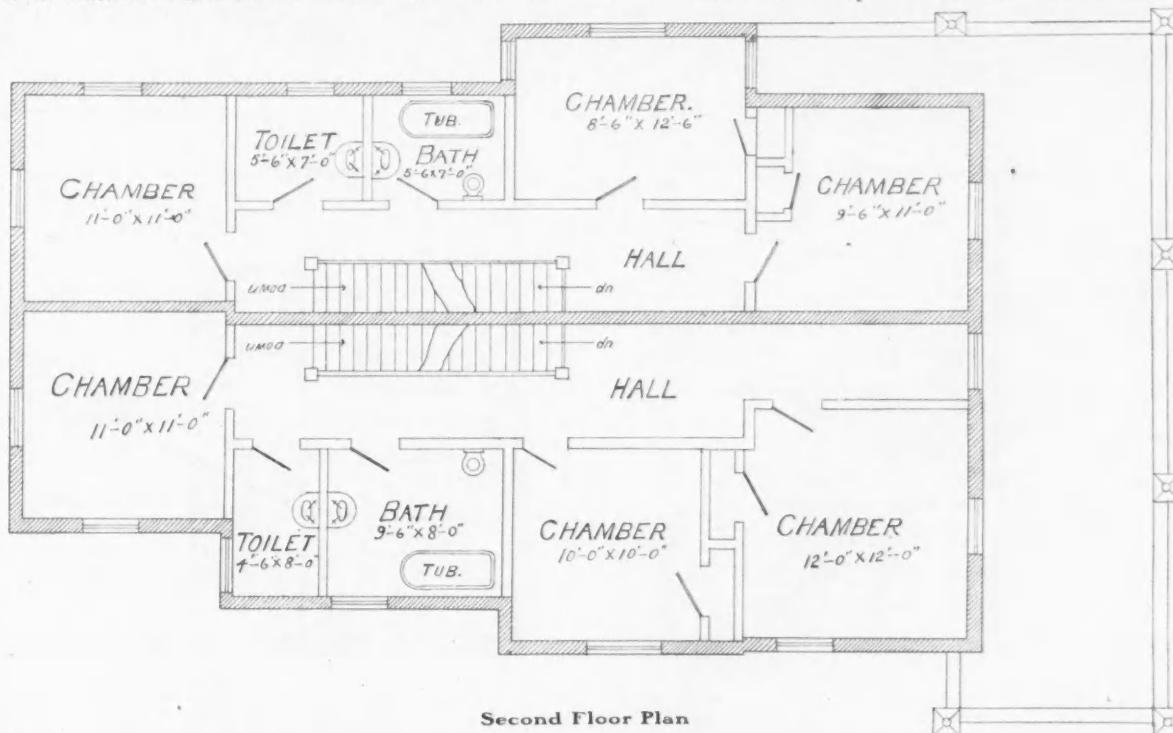
and the rock face exterior is waterproofed with a transparent filler, and the plain with an imitation of light clouded marble, thus making the entire exterior waterproof.

the possibilities to which concrete blocks can be put. The blocks with which it is constructed are reinforced with steel wire or rods. One feature to be considered with regard to these concrete houses is that they do



Right Side Elevation

The total cost when completed will be about \$7,000 while in natural materials it would be more than double that amount and would not equal it in durability and appearance.



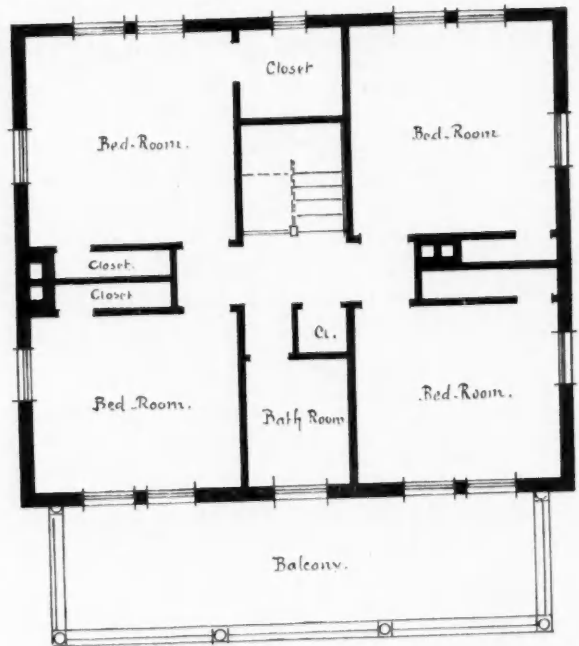
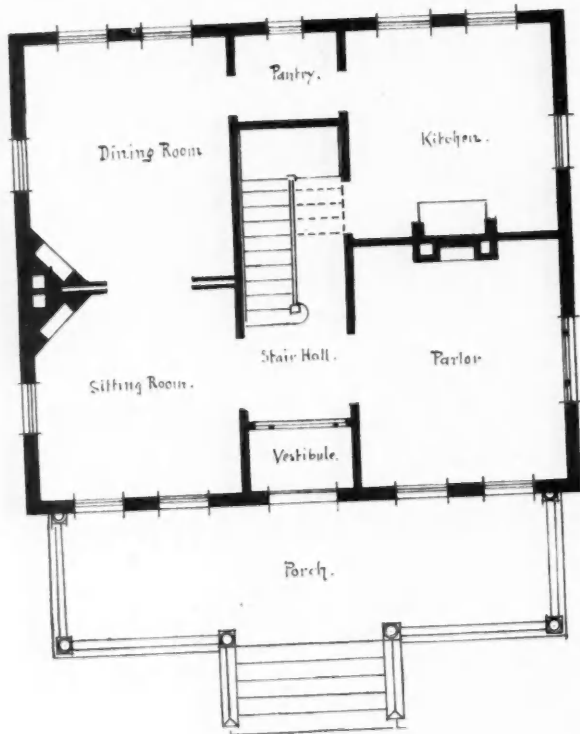
Second Floor Plan

double that amount and would not equal it in durability and appearance.

Reinforced Concrete Block House

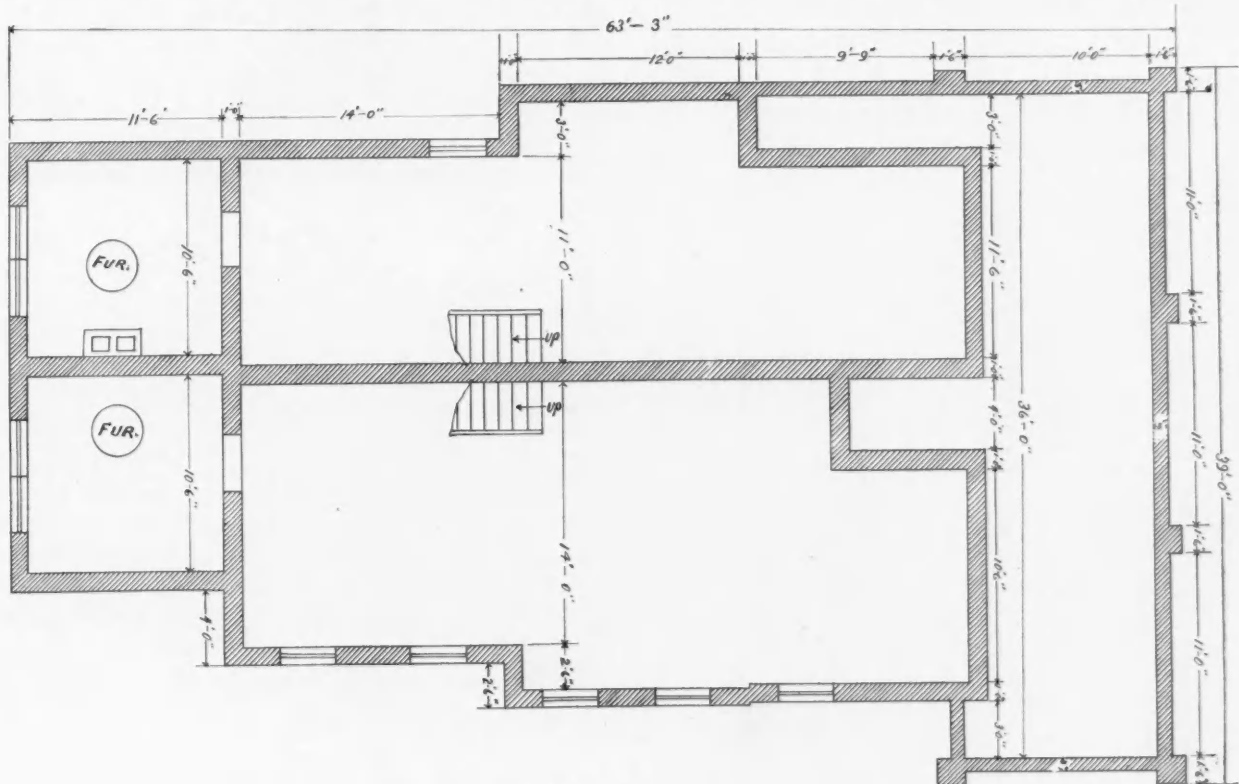
The design of a hollow concrete block house shown on page 826 is a very substantial building and shows

in summer and sanitary in every respect. No expense is necessary for repairs and they will last for ages. These hollow blocks can also be used for foundations, basements and even first stories of frame buildings. The arrangement of the floors in this design is a very



commendable feature as all the available space is used to the best advantage. The first floor is divided into the parlor, sitting room, dining room and kitchen. The sitting room and parlor are connected by the large stair hall making one large room if desired. Between the dining room and kitchen is the pantry, which is a very convenient location. The second floor is divided into four bedrooms and the bath room. The bedrooms all have large, commodious clothes closets and all

after a German invention which is now being exploited. In this new process sand and quicklime are mixed together in certain proportions, the latter hydrated in a mold in which a vacuum is produced, and as there is no space for expansion of the lime of hydration, the compression of the material follows. After this preliminary process is completed the bricks are further compressed in high-pressure stamps and then passed into steam boilers, in which a constant current of steam



Basement Plan

open directly into the hallway. The design was kindly loaned us by the National Hollow Concrete Machine Company.

Concrete Block House

The residence shown on our cover page is a good example of what effect can be produced with concrete blocks. It was one of the neatest designs among the hundreds exhibited at the recent cement users convention. We expect to publish the complete plans of the same at some later date. This photograph was kindly loaned us by the Automatic Building Block Machine Co.

Sandstone Bricks





Probably the oldest artificial building material in the world, bricks, have never lost their value or importance and are still being improved. This applies not only to methods for producing them, but to distinct and sharp departures from the clay that was formerly exclusively employed. Quite recently there has been established in British Columbia a factory for the manufacture of artificial sandstone bricks for building purposes,

is maintained for some ten hours. This causes a chemical combination of sand and lime and produces hydrosilicate of lime. The lime acts as a binding material or cement, uniting the particles of sand together and producing a brick of exceeding hardness and practically impervious to moisture.



Reinforced Concrete

A material much cheaper than brick and terra cotta and rapidly becoming as cheap as wood; a material that is absolutely fire and rain proof, yet that lends itself to artistic treatment as the clay in the hands of a sculptor, is bound to have its way, despite the disturbance it may occasion to some of the trades. The bricklayers will find it impossible to stay the course of what is far from being a "fad." They will have to learn the new trade. Construction in reinforced concrete is primarily a rather nice job for carpenters, than one for the architect-engineer, who adjust the iron skeleton, and last for the mason who fills the forms. As between carpenter and mason the carpenter has the more important work.



Interesting Concrete Block Construction

- 1. WATER WORKS AT CHARLOTTE, N.C. CHIMNEY 100 FEET HIGH.
 - 2. RETAINING WALL.
 - 3. FENCE ONE QUARTER MILE IN LENGTH AT WAHOO, NEB.
 - 4. FIRST CONCRETE BLOCK HOUSE IN ENGLAND.
 - 5. FIRST CONCRETE BLOCK HOUSE IN NEW ZEALAND.
- Nos. 1, 2, 4 and 5 loaned by Harmon S. Palmer, Hollow Concrete Building Block Co., Washington, D. C., No. 3 by Cement Machinery Manufacturing Co., Burlington, Iowa.

Cement Users' Conventions

TWO GATHERINGS, ONE AT MILWAUKEE AND ONE AT MINNEAPOLIS, WHERE GREAT AND UNUSUAL INTEREST IS SHOWN—IMPORANT QUESTIONS ABLY DISCUSSED

TWO important conventions of cement users were held last month, each remarkable for the great interest shown in all branches of the industry. Both gatherings were strictly business from beginning to end, morning, afternoon and evening sessions being held, and every meeting fully attended. It was necessary to curtail rather than urge discussion, as everyone was either anxious to ask questions or tell the results of his experience.

At neither city was there sufficient room for exhibits of machinery pertaining to the industry. At Milwaukee three or more buildings were used and even the public streets had to be utilized. This is to be regretted, as the cement user was particularly anxious to learn the merits of the different machines on the market, and it was important that he should have had the opportunity.

The meetings demonstrated the rapid growth of the industry and its possibilities. One cement dealer estimated that the amount of Portland cement used in 1905 exceeded that used in 1904 by 50 per cent, and that the ratio of increase in 1906 over 1905 would be even greater.

Milwaukee Convention

The second annual convention of the National Association of Cement Users met in Milwaukee, Wis., January 9, 10, 11, 12. Owing to the loss by fire of the Exposition building the convention was held in the West Side Turner Hall. This was found to be inadequate to hold all displays and some were transferred to the Frei Gemeinde Hall, one block away. Considering the difficulties which were encountered, everything went smoothly. The attendance was unusually large and all took an active interest in the proceedings.

The first paper of the convention, read by Sanford E. Thompson, was on "Concrete Aggregates." He said that, for the fine aggregates, sand, broken stone screenings, pulverized slag, or the fine material from cinders may be used, separately or in combination; while for the course aggregates, broken stone, gravel, screened gravel, slag, crushed lava, shells, broken

brick, or a mixture of any of these may be employed. In the discussion which followed it was brought out that clay in quantities not exceeding 10 per cent was a desirable element in adding strength to the concrete.

George L. Stanley, in his paper on "The Use of Salt in Concrete Sidewalk Construction," drew the following conclusions from his tests. That 15 per cent of salt can be used in the mixing water without injurious effect on concrete three inches thick and placed on the ground: that salt will prevent injury to concrete by frost at temperatures about ten degrees above zero; that concrete without salt in the mixing water will be more or less injured by frost if laid in freezing weather; that if there is no frost in the material used, and if properly cared for, concrete walks can be laid in freezing weather and be strong and durable.

"The Development in the Uses of Cement" was very ably discussed by President Richard L. Humphrey. After giving the history of cement back to an early date he grouped the uses to which it can be put into three classes: First, in mortars, binding together large masses of stone or brick, etc., or for casting various forms, such as artificial stone, hollow blocks, brick, etc.; second, as concrete in mass or under conditions where it is only subjected to compressive stresses; and

third, as reinforced concrete when it is subjected to both tensile and compressive stresses.

A. L. Johnson, in his paper on "Steel for Reinforcement," stated that in specifying bars for reinforcement, a few fundamental principles should be observed. In the matter of elastic limit the general proposition is that it should be as high as is consistent with the ductility required by the case in hand, up to about 60,000 pounds per square inch. Preference should be given to more bars of small section, as it is desirable to have the metal well distributed through the stretching concrete area. The bars should not be painted. A slight film of rust is no injury at all, and will totally disappear after embedment, but if the bars have been exposed long enough for scale to form,



Richard L. Humphrey
PRESIDENT NATIONAL ASSOCIATION OF CEMENT USERS

this must be removed before use or the corroding will continue.

C. A. P. Turner gave a paper on "Cement and Building Construction," which was illustrated with stereopticon views. In speaking of reinforced concrete work in winter he stated that it gave him very little concern. The only inconvenience he had was to keep the snow and ice out of the forms until he could fill them with concrete. He had to heat the material used, and when this was properly done, freezing did not appear to damage the work as much as too rapid drying in the hot summer months.

R. W. Lesley, in his paper on the "Relation of the Cement Manufacturer to the Cement User," stated that it was the duty of one to co-operate with the other in the making of standards, and in the production of such regulations as will make the construction of a building of reinforced concrete, or of concrete blocks, as safe, as definite and as positive, from the smallest frame or brick building to the largest skyscraper, as that of any other material.

President Humphrey, in his paper on "Investigation of Cement Mortars and Concretes at St. Louis," gave an outline of the work being carried on. Some of the experiments being made are with reference to the various kinds of concrete, different mixtures, different methods of reinforcing and properties of hollow blocks as regards fire resisting properties. He urged every member to write to his congressman and urge him to use his influence to pass the bill, which will soon be introduced in Congress, appropriating \$100,000 for this work.

In his paper on "Cement Block Architecture," Louis H. Gibson stated that if one wanted a clear, crisp, live colored block one must use clean, crisp, sharp, lively sand. The color and beauty of a concrete block depends upon its ingredients; if you put in muddy sand you will get a muddy colored stone. In speaking of the texture of the block he stated that in order to get a uniform texture the proportion of sand and cement had to be uniform. A block with good texture is one in which the surface is gritty and has somewhat of a sandpaper quality.

"The Use of Cement and Concrete for Farm Purposes" was the title of the paper read by S. M. Woodward. He brought out the facts that residences, barns, ice houses and silos may be advantageously built entirely of concrete blocks, or the cement may be used for cellar floors, barn floors, feeding troughs and mangers. It will also serve for pavements of yards, walks, hitching posts, fence posts and watering troughs. Watering tanks and troughs are rendered safer from injury if the interior surfaces are given a slant so that ice cannot exert a pressure perpendicular to the surface.

In his paper on "Hair Cracks, Cracking or Map Cracks on Concrete Surfaces," Albert Moyer stated that very wet concrete is more apt to craze and show undesirable hair cracks than dry concrete. A careful examination of these cracks lead to the conclusion

that they are due entirely to a contraction of the surface, the same contraction not taking place in the body of the concrete. His conclusions were that in a rich mortar there is more neat Portland cement on the face; and, therefore, a greater percentage of contraction of the surface; and that if the concrete were kept wet and protected, hair cracks and crazing would be avoided.

Henry Longcope, in his paper on "The Manufacture and Use of Concrete Piles," stated that while a concrete pile cost one and one-half times as much as a wooden one, it was far superior as it was not subject to rot or to the ravages of worms, neither could it be destroyed by fire and no cost is attached for repairs.

In his paper on "Machinery for Cement Users," W. W. Benson said that no one should go into the block business exclusively without a sufficient number of machines to give an average minimum daily capacity of not less than 400 standard sized blocks. The supervision of the plant should by all means be in the hands of some one who has a thorough knowledge of cement and concrete, and who is capable of testing the cement used.

An interesting paper on "Waterproofing" was read by J. L. Mothershead, Jr., in which he stated that one of the essentials in making blocks waterproof was to first make them good, then to use a richer material as a facing for the blocks. He also found that salt added to the cement does not make them waterproof but shortens the time of setting. The use of lime in any form is very detrimental to the blocks, as it has the tendency to disintegrate the blocks.

"Air Tamping and Conveying Concrete Blocks," by J. P. Sherer, brought out the points that the decked car is the best and cheapest method of conveying blocks. By using portable tracks any part of the yard can be reached. With reference to tamping he stated that the pneumatic tamps, which they had placed in their plant, was the best investment they had made, as they made a denser product, making their blocks more solid and easier to handle.

In his paper on "Legislation on Concrete Building Blocks" Will J. Scouff stated that the standard that must be adopted cannot be one that restricts the use of blocks of a certain age, nor of a certain proportion of aggregates, without reference to what the aggregates consist of, but it must relate to the quality of the product. In brick work, no attempt is made to say that a brick shall be made of one certain kind of clay and not of another. The brick requirement is one of strength and compactness; it should be so of concrete.

In a paper on "The Manufacture of Hollow Concrete Blocks," by S. B. Newberry, he advocated the use of from one quarter to one-third of hydrated lime in the concrete mixture, as it would materially add to the strength and waterproofing qualities of the concrete. Quicklime was also advocated. It had to be thoroughly slaked with water, and remain in the water

for a day or two so that all particles of the quicklime can be thoroughly slaked. It is then called milk of lime and after being poured through a fine screen can be readily used.

A paper on "The Causes of Failure in the Concrete Block Business" was given by O. U. Miracle. He stated that failures were caused by placing poor material on the market, cutting the prices of competitors and then turning out poor work, having insufficient capital to start with. To get good results the following vital points must be followed: First, proper selection and proportioning of material; second, careful mixing and complete incorporation of the ingredients; third, careful and thorough tamping; fourth, care in curing; fifth, care in laying.

"The Choice of Cement for Concrete Blocks" was ably discussed by Richard K. Meade. He summed up the requisite properties of the Portland cement which is to be used for the manufacture of concrete blocks so that they will have endurance, strength and color. He advocated the use of cement which was seasoned for at least six months, also the use of fine cement.

A paper on "Legislation Concerning the Use of Cement in New York City," by R. P. Miller, dwelt upon the building laws pertaining to cement and concrete in several of our large cities. He concluded by saying that it was decidedly to the interest of every cement user, that so valuable a structural material as cement should be applied honestly and intelligently, leaving no chance for its condemnation because of improper or irresponsible work.

J. C. McClenahan read a paper on "Manufactured Stone," in which he stated that the composition of a manufactured stone was finely crushed limestone, sandstone, trap rock, or granite, an aggregate that will pass through a 36-inch sieve, and not to contain over 15 per cent dust. This aggregate, clean and sharp and thoroughly mixed in a dry state, with cement in the proportion of one part of high grade, well-seasoned Portland cement to three parts of aggregate, and about 40 per cent good, pure water, will give the basis for a good manufactured stone.

Richard L. Humphrey was re-elected president, as were the other officers, excepting that O. U. Miracle succeeded to the office of third vice-president. The full set of officers follows:

President—Richard L. Humphrey.

First Vice-President—Merrill Watson.

Second Vice-President—J. H. Fellows.

Third Vice-President—O. U. Miracle.

Fourth Vice-President—A. Monsted.

Secretary—Charles Carroll Brown, Indianapolis, Ind.

There was lively competition for the next convention, Chicago, Columbus and Jackson, Mich., leading in popularity. The question was placed in the hands of the executive board who decided to hold the annual meeting in Chicago at a date to be named later.

Minneapolis Convention

The second annual convention of the Northwestern Cement Products Association was held in Minneapolis, Minn., January 17, 18 and 19. The convention hall was entirely separate from the hall where displays were made, and this was a very commendable feature, as each could do work without interrupting the other.

After the address of welcome by Mayor D. P. Jones a short address was delivered by Lee Stover on "How Conventions Can Help Us." He said that there should be more practical information given and less theory; also that many block machine men were hurting the industry by making exaggerated and misleading statements.



O. U. Miracle

PRESIDENT NORTHWESTERN CEMENT PRODUCTS ASSOCIATION

Arthur N. Pierson, in his talk on "Some of Our Troubles, and How They Came About," declared that the successful block man must have faith in his product as being superior to any other material. As to mixing concrete he favored using as much water as possible. He advocated wetting the blocks and keeping them in a damp atmosphere for a week.

President O. U. Miracle gave the annual address, giving the history of the association and the work being done by others throughout the country who were interested in the industry.

A set of specifications for the manufacture of concrete blocks and for concrete construction in general were submitted and, after consideration and revision by a committee, were adopted. These specifications include full details of proper aggregates, as well as definitions and instructions, and as they are the consensus of opinion of not only a committee but also of the full convention, they are given in full:

Sand.—Such material as will pass through a screen $\frac{1}{4}$ -inch mesh and is retained in screen having No. 40 mesh. This applies to river sand, bank sand, or screenings from a stone crusher.

Gravel.—Such stone or rock, obtained either from a bank or river, of such size as is retained in a screen having $\frac{1}{4}$ -inch mesh.

Crushed Stone.—Such stone from a crusher as is retained in a $\frac{1}{4}$ -inch screen.

Bank gravel.—Such material as is obtained from a pit or river containing both sand and gravel.

Aggregate.—Any material, such as broken stone, gravel, or such fragments used with cement and sand mortar in making concrete for the purpose of reducing the cost and adding to the strength.

Voids.—The space existing between particles of sand, crushed stone, or materials of which an aggregate is composed.

Cement.—Any American or Portland cement which will pass the tests required by the American Society for Testing Materials.

Quality of sand.—Sand suitable for concrete work must not be finer than the above described; must be sharp and gritty; not soft or loamy; must be free from loam or other foreign material, and must not contain any perceptible amount of clay, or other soluble matter. Some authorities concede that clay to the extent of 10 per cent in sand or gravel is not harmful. That, this committee is of the opinion that any perceptible amount of clay is unsafe. Crushed stone must be reasonably free from dust and must be retained on the same size screen as bank sand, viz., $\frac{1}{4}$ -inch. Gravel or crushed stone must be free from loam, dust, or other foreign material, and must contain no soft or rotten stone.

Determination of amount of cement to be used with aggregate.—A theoretically correct concrete should consist of sand and gravel, or crushed stone, or a combination of them, containing any amount of cement equal to the voids in such combination. In other words, interstices should be filled with cement.

To state this in another way, if the concrete is made up of sand and gravel, such proportion of cement should be used with the sand as is equal to the voids in the sand, and such quantity of this resulting mortar of sand and cement should be used with the crushed stone or gravel as will fill all voids in the crushed stone or gravel.

Restating this in a few words, the cement should fill the voids in the sand, and the resulting mortar should fill the voids in the aggregate.

Determination of voids.—To determine the voids in the sand, or the material to be used as an aggregate, what is known as the "water test" is employed. In preparing for this test the sand or gravel must be perfectly dry. Sand has greater volume when wet.

A receptacle holding a known amount, such as a quart jar, is filled with the material to be tested, sand for example, and into this receptacle is poured as much water as the sand, or other material, will absorb. The water should be measured. The amount of water absorbed indicates the voids, and also indicates the exact amount of cement which it is necessary to use in order to produce a solid concrete.

In making hollow blocks, if no gravel or other coarse aggregate is used, the result of this test should give the proportions of sand and cement to be used in block manufacture. Average sand will absorb 25 to 35 per cent of water, indicating from 25 to 35 per cent of voids; also indicating that the proportion to one part of cement to from three to five parts of sand are required to make a solid block.

The proper selection of sand and aggregate material is important. Care should be taken that the particles vary so in size as to produce the voids to the smallest amount possible. With this careful selection the amount of cement required to produce good work is greatly reduced.

Provided that the defining the proportions of cement we mean that a given measure of cement is one portion and that multiple of that measure of aggregates as properly combined, under the water test, shall determine the proportion. If found under the test that five parts crushed stone or gravel will take three portions of sand to fill the voids without increasing the bulk, and that one portion of cement shall fill the remaining voids, this proportion shall be a one to five mixture.

Mixing.—After the materials are selected they should be mixed together dry, until thoroughly incorporated, or in other words, until the mass is of an absolutely uniform color. Water should then be applied, and the thorough mixing repeated. The amount of water should be in all cases as great as possible, without causing the materials to stick to the molds when the stone is removed.

A little more care in the treatment of the face plates of any machine will enable the manufacturer to use a wetter concrete than is usually employed. Only such size batches

should be mixed at one time as can be used up within thirty minutes from the time the water has been added.

Manufacturing.—The concrete should be placed in the mold in small quantities, and tamping should begin immediately upon the placing of the first shovelful, and continue until the mold is full. The material should be tamped with a tamper having a small face, and short, quick, sharp blows should be struck.

In faced blocks the face should be composed of two parts sand and one part of cement, the same being mixed in the manner described above.

Owing, however, to the excess of cement used in facing, and owing, further, to the fact that the cement is what makes concrete sticky, the facing cannot be used as wet as the balance of the block is made. Great care should be taken to tamp the concrete thoroughly into the facing, so as to unite the two into one solid stone.

In the wet process the amount of water used is such as will produce a plastic or flowing condition in the concrete, but not enough to wash the cement from the other material. When placing the material in the molds the entire mold is filled with one pouring.

No stone having transverse ties or webs cracked should be used, or even allowed to cure. Should a slight crack occur in moving the green stone, throw the material back and make it over. In no case use a cracked stone in a building.

Curing.—All stone made by the medium wet or medium dry process should be made under cover, and kept under cover for at least ten days, protected from the dry currents of air. If shed room is not available to store a ten days' output, the blocks should be carried out after the initial set has taken place, and covered with canvas, hay or other covering, which will retain moisture and at the same time keep the dry air from circulating around the block. Under no circumstances should blocks be made under the direct rays of the sun, nor should blocks made by this process be exposed to either sunshine or dry winds while curing.

The blocks should be gently sprinkled as soon as possible after making—that is, just as soon as the cement has set sufficiently that it will not wash. Blocks should be kept wet from ten days to two weeks, and should never be removed from the yard for the purpose of using in a building until they are from thirty to sixty days old. This is very important. A green block will surely crack in the building, on account of shrinkage.

Laying.—In laying cement stone a soft mortar composed of one-half cement mortar and one-half lime mortar should be used. This mortar should be made with fine sand free from stone, and should be buttered on the ends of the stone before laying. The stone should be laid in the mortar and worked down. Do not leave end joints open until after the building is completed, because when the end joints are filled at this time shrinkage in mortar is liable to loosen it, causing the mortar to fall out, leaving openings through the wall.

The spreading of mortar is very important, because if mortar is unevenly spread so that it is thicker under one portion of the stone than under the other, a leverage is created, which, under the weight of the wall, is liable to produce a crack in the stone.

Coloring.—In using coloring matter with concrete, the color should always be mixed with the cement dry, before any sand or water are added. This mixing should be thorough, so that the mixture is uniform in color. After this mixing the combination is treated in the same way as clear cement.

The following officers were elected: President, C. A. P. Turner; vice presidents, A. H. Laughlin, O. U. Miracle, Lee Stover, John Wunder, E. W. Dow; secretary, George A. Hughes; treasurer, John M. Hazen.

St. Paul was the city unanimously decided upon for holding the next annual convention.

Use and Manufacture of Concrete Blocks

ADVANTAGES OVER OTHER BUILDING MATERIAL—TIME REQUIRED TO HARDEN—WHAT MATERIALS TO USE—
COST COMPARED WITH BRICK AND STONE

By George E. Walsh

THE rapidly extending employment of concrete compressed in the form of building blocks for houses, factories and public structures promises to make important changes in the general features of our country's architecture. More and more are we tending to substitute fireproof tiles, bricks and concrete blocks for wood in the building of both city and country homes, and the greater degree of safety from fires obtained thereby is an important gain. Whether the same degree of architectural beauty of line, proportions and ornamentation is perpetuated in the new fireproof houses is a question that depends upon the success or failure of architects to adapt the new materials to the needs of the day. While the danger is that fireproof building materials may produce too much of monotony in our homes, it is unquestionably true that they can be adapted to yield architectural effects of the greatest variety and beauty.

The danger of fire that is ever present in a frame building is practically eliminated when incombustible concrete blocks, burnt clay tiles, or hard-burned terra cotta bricks are used for the walls and partitions. Ordinary bricks which are not subjected to intense heat in the manufacture are not fireproof in the modern understanding of that word, nor can the same be claimed of granite, marble or stone. All of these materials, while not combustible like wood, will disintegrate and crumble when subjected to an intense heat, and especially if a stream of water from a fire engine is played on them. Consequently they fail to carry the loads for the upper stories of a building, and the walls collapse even after an ordinary fire. In the recent large fires, such as at Baltimore and other large cities, the common unburnt bricks, stone and marble proved almost as weak as wooden houses when surrounded by fire.

In a similar manner iron and steel are only semi-fireproof. When subjected to great temperatures, the steel framework of a modern building is warped and twisted so that the beams and girders fall and the superimposed loads collapse. In order to secure protection to the steel girders, columns and beams, it is necessary to build them up in partitions composed of fireproof material. Usually in the high-grade fireproof buildings the steel framework is protected by porous terra cotta tiles or bricks that have been subjected to a heat in the manufacture of at least 2,000 degrees Fahrenheit. As the fireproof material will not disintegrate, crumble or crack at such a high temperature it is not likely to be affected by any fire that breaks out in a city. The burned clay tiles, bricks and terra cotta are poor conductors of heat and cold, and as there are air spaces between them and the steel frames the heat

naturally penetrates very slowly through the walls.

Concrete is one of the oldest and one of the newest of our building materials. It was used by the early Romans and Egyptians, but as employed by them it was far from the standard required to-day of fireproof material. Only comparatively recently has concrete been extensively manufactured in briquettes or blocks for general building purposes. In this convenient form concrete is one of the most recent of popular building materials.

There are great numbers of cements used in the different building and engineering trades, and each has its particular use. The hydraulic cements include natural cements, slag cements and a certain grade of Portland cements. Most of the hydraulic cements harden quickly, and they contain a much larger proportion of clay than the best Portland cements. Slag cement is made chiefly from refuse of blast furnaces and slaked lime.

Portland cement is made in many different states, and by a great number of companies. Some 20,000,000 barrels of true Portland cement are manufactured annually in this country. This cement consists of lime, silica and alumina, with a few other ingredients. These materials are heated or calcined up to incipient fusion so that they readily mix. The mixing of the different proportions of the ingredients and the firing constitutes an important and delicate part of the process of cement making. If the mixture is underburnt it is weak and light in weight, and if over-burned it is inert and requires a long time to set or harden.

In the manufacture of modern concrete blocks of pure Portland cement and sand or gravel equally careful methods of mixing and curing must be observed. The cement should be carefully selected and only the fine, pulverized particles be used. The coarse, lumpy parts are inert and do not possess proper adhesive qualities. Usually the cement must pass through fine sieves with from 100 to 200 meshes to the linear inch. The quality and amount of sand or gravel to be mixed with the cement must receive equal careful attention as well as the water employed for softening the mixture. Sand that will pass through a sieve with 20 meshes to the linear inch is considered the best by the expert manufacturers and cement workers. To make the particles of sand uniform a second sieve with 30 meshes to the linear inch is suspended under the first. The sand that is to be used for the blocks must pass through the meshes of the first and be retained on the second. All that pass through the latter is too fine for the highest use, and all that is retained by the first sieve is too coarse to be used to any advantage.

Sufficient water is used to reduce the cement to a

consistent paste so that it will unite with the screened sand and form a stiff, homogeneous mold. The question of when the cement mixture is at the normal consistency is important. This is ascertained in concrete block factories by means of an apparatus which determines just when the paste is plastic enough to receive the sand. In all cases the exact proportions of cement, sand and water are ascertained in advance, and the same quantities used for making all the different bricks or blocks. Otherwise there will be a variation in the strength and standard durability of the walls. These formulas vary from 1 to 4 to 1 to 5 of cement and sand, but the greater the amount of Portland cement added the stronger will the blocks prove when cured.

The mixing and molding must be thorough and usually it can be done only by expert cement workers. No rules can be given which would help one to understand exactly when the ingredients are sufficiently mixed. The tendency of the cement to ball up is common, and this prevents mixing to a homogeneous mass. In mixing machines it is common to stop work to clean out the masses of cement that have not properly mixed with the water. This difficulty is not met with often when the cement is carefully screened and selected beforehand so that no hard particles find their way into the mass. The mixing must continue until there is a perfect uniformity of material and water is added until the mass is plastic enough to work easily in the molds.

The molding machinery is made of some non-corrodible material sufficiently strong to resist any pressure to which it may be subjected. The blocks or briquettes must be absolutely uniform in size, and any spreading of the mold boxes causes inequalities in the blocks. The molds are filled as soon as the concrete is mixed to the proper consistency. The mixture is pressed down firm in the molds with the hands and smoothed off at the ends with the trowel, and then the upper surface of the mold should be heaped up. They are then ready for the automatic pressure. It is commonly specified that any bricks or blocks that show a variation of 3 per cent in weight from the standard should be rejected. When pressed in shape, the blocks must be cured or dried, which is a process that can be left to nature. The curing room should be well ventilated, but the air should be dry and proper protection secured from rain or outside moisture. During the first day or two the blocks of concrete will harden a little on the outside, but the interior will be soft and moist. If natural cements are used the hardening process is greatly expedited; but natural cements are not proof against frost as Portland cement, and building blocks made of this material lacks the durable qualities required for modern fireproof buildings. There is always danger of collapse of walls when concrete blocks are used that are not proof against the action of frost.

The slow curing of concrete blocks has tempted

many builders to resort to different methods of hastening the process, but when we consider that the value of the briquettes depend largely upon the time allotted to them in the drying room it is important that no haste should be made. Concrete continues to set and harden up to six months and a year. No artificial process has been discovered to hasten the curing any more than in seasoning wood. Until completely set the blocks must not be moved or even jarred, nor should they be used for any building purposes inside of a week.

Even at the end of seven days they are far from ideal for building purposes, for they have reached only about half their full strength. Blocks that have been allowed a full year to harden show remarkable strength, and their power of resistance to pressure and fire is great. The hardening process proceeds more rapidly during the first seven days than thereafter, but the slow and sure setting of the concrete up to the first few months is of the utmost importance. At 30 days the blocks have reached about 65 per cent of their full strength, and at six months nearly 96 per cent. At this latter age they are practically good for any kind of work for which they are intended.

As the strength of the blocks depends upon the time of curing it stands as a matter of course that once in the walls of the building they will continue to harden the longer they stand, but in large buildings where the pressure of the load on the upper floors come directly on the lower courses of blocks the concrete may sag and give before the material is thoroughly set. For this reason blocks that have not reached at least 60 per cent of their full strength should not be employed for the foundation courses of any building that is to run above three stories. This means that the blocks should have at least thirty days in which to dry. For very tall buildings for factories or storage houses where the load to be carried is heavy, the drying process should extend upward of three or four months. At four months the blocks reach over 90 per cent of their full strength, and they can be used for almost any ordinary purposes.

Concrete blocks and bricks come in a variety of sizes and shapes, but the most convenient and popular are the brick form and the hollow block or stone form. All the larger size blocks are made hollow, which saves in material and weight, and at the same time increases the fireproof and dampproof qualities of the walls by having an air space between. The ordinary block made to take the place of stone, granite or marble is made to occupy two cubic feet of space, but some are made five feet long and eighteen inches thick. The former size occupies the space that would require 42 common bricks to fill, and the time and labor saved in laying the courses are quite important factors. The cost of hollow blocks and setting them in the courses of a wall is not much different from that of brickwork at a cost of \$12 per thousand in the wall. As the com-

mon unburnt bricks are not fireproof, nor so impervious to the action of heat, cold and moisture as the

concrete blocks the gain in some instances is quite a determining factor in building.

Molding Ornamental Stone

SEVERAL METHODS ON CASTING STONE—WHAT MAKERS OF CONCRETE STONE MACHINERY MUST DO IN GETTING OUT DESIGNS

By E. C. Harter,

Proprietor Cement Working Machinery Co., Detroit, Mich.

MANY methods have been devised for producing ornamental concrete stone. When made of the proper materials and thoroughly crystallized, artificial stone may be cut to any ornamental design by a stone carver or sculptor. On account of concrete being easily molded into any form desired this is the method generally employed for making ornamental work from it. The Germans have to considerable extent used both methods, and



in forty years' time which they have devoted to the art have achieved a marked success. At Chicago World's Fair the German government built its exhibits and even the statuary entirely of Portland cement stone, and these exhibits illustrated both ways of making ornamental stone from concrete.


In the past several methods for molding ornamental stone have been attempted in our country. The first of them may be described as the gelatine or glue mold process, by which the sculptors' work of whatever detail, even the masterpieces of the ancients, are reproduced in plaster of Paris. While this process works admirably well with plaster on account of the slow chemical action or setting of the cement, it has so far been found worthless for making ornamental stone. The slow setting cement will disintegrate the molds before one cast can be made. The writer has experimented with all manner of coating to protect the molds, but was finally obliged to abandon the method.



Another method of casting stone is to use the patterns and after molding them in the sand the same as an iron molder would in forming cast iron into desired shapes, pour the concrete, which must be in a very wet state—in fact, at least 65 per cent of water is necessary—into the molds. This process is a very

good one where the maker of concrete stone is sufficiently familiar with, and has the practical aid of one who has learned the molder's trade. Even "cut under" work may be made by this process by using cores or fillers, but difficulty in making stone by this method will be a drawback to its ever becoming generally used.

Another method by which the desired effects may be secured, which was adopted by the builders of the



power house of the Chicago Drainage Canal, is to use plaster of Paris molds and after the concrete is sufficiently hardened break or cut away the plaster. Of course this requires special molds to be cast for making each stone. The average builder does not wish to invest the amount of money necessary to secure this class of work. Therefore some other method for molding concrete into ornamental stone must be adopted that will meet with his requirements.

The illustration of a lion's head shows a sample of "cut under" work in concrete stone made in flexible molds of rubber, the flexible molds being held in position until the concrete is sufficiently hard to admit of removing by a perfectly fitting metal casing. This is a practical method for producing "cut under" work, and such molds will with constant use last for several years. They are quite expensive, but when the number of stone that may be produced in them is taken into consideration, the cost is not great enough to prevent their becoming generally used.

The writer has found that very fine effects may be produced by having an artistic modeler approach as nearly as possible the popular architectural designs that are in general use without adopting details that



are cut under. Metal patterns are made from these designs, and from them molds made of cast iron that are thoroughly sand-blasted, thus removing all the

rough scale and sand, leaving them as smooth as stove plates. The accompanying illustrations, excepting the lion's head, show concrete stone made from such molds. This process is simple, in fact, is the popular one already in use by makers of building blocks. Except for the cost of the original patterns such molds are inexpensive. After a little practice with them one operator can get as good results as another.

The missionary work necessary for the adoption of concrete as the universal building material has already been pretty thoroughly done. When the most conservative corporations and builders, as railway companies, large packing houses, etc., adopt concrete as their material for constructing buildings, it is time for the general public to have confidence in the material. There remains no question as to concrete being the most durable of any of the building materials. The building public will now look to the makers of concrete stone machinery to get out such designs as will make the general appearance of the buildings throughout our country more beautiful than has been produced by brick and lumber, so largely used in the past. When this has been accomplished the much talked of "Concrete Age" will be a reality.

Forms of Modern Masonry

TAKEN FROM THE EARLY EGYPTIAN AND ITALIAN DESIGNS—HOW THE DIFFERENT EFFECTS ARE DEVELOPED—WHERE USED TO THE BEST ADVANTAGE

By Geo. H. Melrose

THE art of hewing stones and fitting them into regular masonry work with bricks, has developed wonderfully in recent years. The operations of the modern masonry, as demanded by some of the builders of ornamental construction work, call for practical dexterity, with knowledge of geometry and mechanics.

The demand in some lines of building construction is very kindred to the designs furnished in the masonry work of the early Egyptian bricklayers. We may find Cyclopaean masonry in service now in correct imitation of this class of brick and stone work of centuries ago. Tyrrhenian masonry and Etruscan masonry are likewise utilized for certain descriptions of work. We get many suggestions from Italy. The Italian mason takes pleasure in uniting stones, brick and cement in such way that quite an elaborate figure work is produced in the body of his work in the walls, in the interior decoration, and in pillars. The Italian mason devotes a good portion of his time to sketching novel effects that he may develop in actual practice. In recent years the rubble or random walls have been introduced quite freely in the construction of American masonry. Stones of irregular form are specially selected and these are utilized in the describing of figures by an artistic arrangement of the same.

I have been traveling a great deal the past few years, and during these travels have come into contact

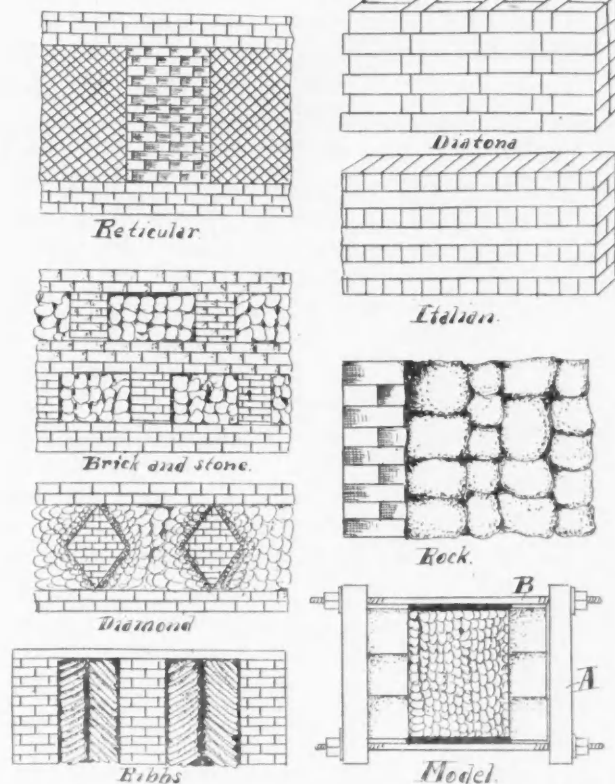
with men who make a business of designing the odd forms of ancient masonry, and apply them to the needs of the present age and demand. The so-called Reticular design, shown in Fig. 1, is used to some extent. This is formed in a net-like way with bricks or specially shaped stones on the order shown. Quite a stanch combination results. Then again the brick and stone design presented in the next drawing is popular. I found this class of brick and stone work used for framing designs in common wall-work and for the erection of supports for weights. Quite substantial results are obtained, from the point of durability, as the combination can be planned to alternate stone and brick. The Greeks use a great deal of this line of stone and brick architecture. I also found evidences of this style of masonry in Japan and in the Philippine Islands. The American mason now erects considerable work of the diamond order as shown in the cut thus marked.

The diamond effects are developed by shaping the brick work in the four-cornered style, pointed to the right angle to get the diamond design. Rubble walls are getting into fashion for this description of work. The rubble is made from the selected stone. Some of the brick manufacturers now carry the necessary rubble stock as a side line.

The shaping of patterns of masonry into ribb work as illustrated in the pattern indicated "Ribbs" is an-

other feature of the masonry service that is attracting attention. I found a great many of these styles of designs in Japan. I traveled through the United States extensively during the past year, as well, and could not help comparing the advent of the ribbed work in this country with that of foreign countries. It would seem that the plan of introducing novelties in the way

with several varieties of this line of masonry, both in stone, tile and brick. Instead of the same course being pursued, there is one header and one stretcher alternating in some of the walls, while in others, there is a course of headers and a course of stretchers, as the case demands. Sometimes the English bond in brickwork is followed out closely. Sometimes the headers pass through the wall entirely as in this illustration and a solid wall results for the width made. The common Italian system of wall work with bricks or with stones of equal sizes, is set forth in the next illustration and is signified "Italian." Here we have the courses or headers and stretchers arranged in regular form, without alternations, resulting in another form of powerful wall for the dimensions of the same. There is a great deal of stonewall work in progress in these days in which the foundations are erected with stone and brick. In the diagram marked "Rock" we exhibit one form of foundation used.



In the Roman system of foundation, a trench is dug and the bottom is covered with gravel and small stones.

Often dry and hard rubbish is put in on the gravel surface and then the stone and brick work is laid. Some very unique results are obtained when the wall work is made up with pillars of brick intersecting the stone. Sometimes satisfactory results are obtained through the employment of "long" and "short" work. The Norman style of cube work for masonry is used to some degree in this country and works to advantage in the erection of certain classes of architecture. Wall work which is completely filled in with some other kind of material is not at all uncommon nowadays. In the final cut of the illustrations we exhibit a plan of model employed in the shaping of some wall work constructed with courses of cubes with an interior filling of small stone. In examining some of this work, I found that pieces of broken brick, bits of lumber and all sorts of substances were often dumped into the space and packed securely with mortar. This plan is in vogue to an excessive degree in Japan and also in the buildings of the Philippine Islands and the Hawaiian Islands, all of which places were visited by the writer not long ago. In the construction of the wall shown in the last illustration, the jacks are made of two pieces of hardwood, *a*, secured on either side by bolts, *b*. After the completion of the wall, the jacks are removed.

of rubble and brick combination has developed alike in various parts of the world. In the construction of the ribb work, the stones must be carefully selected. In some of the yards boys are hired to get the proper stones and not only choose them out from among many, but with the necessary tools reduce high places, and make the stones suit the conditions needed to shape the required pattern. It is not only the ribb style, but there are herring-bone selections, diamond effects, line work and general artistic designs wrought out. There is a great chance for a man to display his originality in this service. Some of the patterns appeal to the people and are adopted. On the other hand, some of the designs are cumbersome, impracticable or unsuitable, because of the crudeness of the design. Some of the designs die in their infancy, while some live for years.

I likewise find that there is an inclination on the part of some masons to adopt the old style Diatona system of brick laying.

We exhibit a diagram of this description of wall work in the cut marked "Diatona." This is a Greek pattern, in which the brick or stones of kindred dimensions, are placed one upon the other in courses, as shown. Sometimes the stones are arranged to have their length equal to double their width. One meets

✦
Treatment of Floors

The floors of bath rooms, sculleries, water closets, larder, lavatories, greenhouses and sometimes of halls should be covered, whether with hydraulic pressed tiles, marble, mosaic or some substance of a non-absorptive character, so that they may be washed down frequently. In the case of lavatories, bathrooms and sculleries the floors are best laid sloping, so that when washed down the dirty water may be led, by means of a duct pipe, into a rain-water head to discharge over a gully trap.

Short Talks With Our Subscribers

WE BELIEVE we are justified in telling our subscribers something of the great success of the AMERICAN CARPENTER AND BUILDER. Every subscriber and reader of the magazine is entitled to consider himself really a part of the organization, and is interested in its success, and is entitled to know how his paper compares with others conducted along the same lines.

We started out with the ambition to build the largest carpenters' and builders' paper in the world. We have succeeded in the very short period of ten months in having accomplished our aim, and now lead all other publications by a very large margin. It will, no doubt, please you to know that, from all the information we are able to obtain, the AMERICAN CARPENTER AND BUILDER has as many paid-in-advance subscribers as its next two competitors combined. It also has more pages of paid advertising than its next two competitors combined.

When you take into consideration that we have accomplished in ten months what other papers have not been able to half accomplish in a quarter of a century, you will realize that we have been giving our readers the very best material that can be secured. We have not spared money nor energy in the accomplishment of this result, and it is with a great deal of satisfaction that we are able to tell our subscribers that they make up a part of the great family which has not been unsparing in its praise of our publication, and we wish to thank our readers for all the good words they have said in our behalf.

We are not selfish, but still we are not satisfied. We wish to increase the size of this great family of readers, and we believe that, with your assistance and the kind words you have said about us, we will be able, within a very short time, to double our circulation.

In order to accomplish this result, we are conducting a Prize Contest. This Prize Contest is confined to paid subscribers prior to January 1, 1906, and is not open to any other persons.

We believe that you have some friend or acquaintance whom you would like to see a regular subscriber to this paper, and we believe that you would like to see him one of the great family, so that when you meet him in your daily work, or, when you are at your leisure, and have time to talk of topics which relate to your trade, you will have some one with whom to discuss the subjects so ably handled in the AMERICAN CARPENTER AND BUILDER.

The very large subscription list we have is evidence of the exceptionally fine matter we offer our readers; the many pages of advertising is evidence of appreciation by advertisers who stand at the top in their particular lines. The advertising section of the AMERICAN CARPENTER AND BUILDER is becoming one of the best educators that can be placed in the hands of carpenters

and builders to-day. It tells them of new devices, new machines and new methods; it puts them in touch with the very best and most responsible manufacturers and dealers who have goods to offer them, which will be of assistance to them in their business.

Remember, that the contest which we call attention to on the opposite page is only for members of our great family, and only for those who became members prior to January 1st. We pay you a liberal commission for new subscribers, and, at the same time, we give you an opportunity to secure one or more of our very valuable rewards for extra effort in endeavoring to increase the size of our great family.

We have accomplished so much within the past ten months that we feel we should tell you about it, and, we also believe that by your assistance, and by the extra effort which you will put forth, we can give you a magazine which will be worth in the future more than it has been in the past. We want you to feel that it is your paper as well as our paper; we want you to be constantly looking for the next issue.

Our "great family" of subscribers is now composed of 26,401 members, and new additions are being made daily.

Do you realize that there are members of this "great family" in every state in the Union, and in almost every town in the Union where there is a carpenter?

Not only this, but do you realize that there are nearly 1,000 members in Canada, and that there are others in Alaska, Cuba, the Philippine Islands, England, Australia and Scotland?

You may have a friend who is not a subscriber to the AMERICAN CARPENTER AND BUILDER. You will probably be interested in having him become one of the "great family."

Have you ever asked him to subscribe?

Tell him how thoroughly and practically we cover every subject in which the carpenter and builder is interested.

Tell him how nicely our magazine is printed and fully illustrated.

Call his attention particularly to this number, our "Special Cement Number." Show him how thoroughly all details of the subject are covered, and how full of practical information each article is. Tell him that no other magazine published covers the subject one-half as well.

He will be deeply interested in this rapidly developing form of construction, as you and every other wide-awake carpenter and builder is.

Read the very liberal offer we are making to our "great family" of subscribers—to those who subscribed before January 1.

As one of the "great family," show your interest and add at least one new name to the roll.

Great Prize Contest

Hundreds of Valuable Rewards

REMINGTON TYPEWRITER, COMPLETE CHEST OF TOOLS, ROLL-TOP OFFICE DESK, AND A HOST OF OTHER ARTICLES TO BE GIVEN ABSOLUTELY FREE TO SUBSCRIBERS

Limited to Those Who Subscribed Prior to Jan. 1.

WE BELIEVE that our "great family" of nearly 27,000 subscribers are most interested in our wonderful success, and will want to see this success continue. We want them to share in the success of the AMERICAN CARPENTER AND BUILDER, and will reward them liberally for adding new names to the "great family."

A brand new Remington Standard Typewriter will be given to the subscriber who secures the largest number of new readers before March 1, 1906, Chest of Tools to the one who secures the second largest, a Dearborn Roll-Top Office Desk for the third, a set of German Silver Drawing Instruments for the fourth, and twenty-two other valuable rewards to the twenty-two who secure the next largest numbers.

There are also twelve liberal cash "Territorial Prizes," amounting in value to \$210.00.

In addition, there are many other special prizes for those who secure three or five subscriptions.

In fact, a liberal commission will be paid for every subscription secured.

If you were a subscriber previous to January 1, 1906, don't fail to take advantage of this liberal offer. Read the "Standing of Contestants" on page 843, and note what an excellent opportunity you have of securing one of the leading rewards.

Address, Contest Editor,
AMERICAN CARPENTER AND BUILDER,
196 Fifth Avenue, Chicago.

Four Leading Prizes

In selecting Grand Rewards and Special Prizes to be given to its great family of subscribers, the AMERICAN CARPENTER AND BUILDER has endeavored to secure none but the very best.


REMINGTON STANDARD TYPEWRITER

The Remington Typewriter is so well known that our readers do not need to be told of its excellent points. We are so well convinced of its superiority that we have twenty-five of these machines in daily use in our correspondence department. The subscriber who secures this Grand Reward absolutely free

will have not only one of the most useful articles ever produced, but will have something to be extremely proud of. It will be sent all express charges prepaid. Value \$100.00.

COMPLETE CHEST OF TOOLS

Following the same idea regarding the best of everything, we have arranged with the Orr & Lockett Hardware Co. to furnish us with one of their Tool Chests of the largest size, to be packed full of every conceivable tool that the carpenter or builder could use, everything to be of the very best. This Chest is 32 inches long, 18 inches wide, 16 inches deep, and has sliding trays. It will contain the following:



Orr & Lockett Tool Chest.
Bedrock Smooth Plane, 2-inch Cutter.
14-inch Bedrock Jack Plane, 2-inch Cutter.
22-inch Bedrock Jointer Plane, 2 3/8-inch Cutter.
Bailey Iron Block Plane.
Bailey Rabbet and Fillester Plane.
26-inch Bishop Cross Cut Saw.
26-inch Bishop Rip Saw.
12-inch Bishop Back Saw.
1 Set No. 12 Bishop's Nest of Saws.
Jones Cable Coping Saw.
3x6 Orr & Lockett Cabinet Scraper.
Morvill's Special Saw Set.
1 Set Buck Bros. Socket Chisels, Bevelled Edges, 1/4-inch, 1/2-inch, 3/4-inch, 1-inch, 1 1/4, 1 1/2-inch
1 1/2-inch Buck Bros. Tang Butt Chisel.
Straight Claw Hammer.
5 1/2-inch Cut Barton Hand Axe.
Millers Falls Ratchet Brace, 10-inch Sweep

Yankee Automatic Drill, with 8 Drills.
1 Set Russell Jennings Auger Bits, in case, 3 1/4 Quarters, 1/4-inch to 1-inch—13 bits.
Large Steers Expansive Bit, to cut 7/8-in. to 3-in.
1 Set Syracuse Twist Bits for Wood, from 3-32-inch to 12-32-inch.
Clarks Countersink.
Yankee Automatic Screw Driver.
6-inch Champion Screw Driver.
Orr & Lockett Screw Driver Bit.
30-inch Stratton Brass Bound Mahogany Level.
4-foot White Enamel Zigzag Rule.
Eclipse Folding Square.
8-inch Stanley Try Square.
8-inch Eureka T-Bevel.
Stanley's Universal Spoke Shave.
Wilkinson Folding Handle Drawing Knife.
Pair 8-inch Single Leg Cook's Dividers.
Assortment Knurled Handle Nail Sets.
Mortise and Marking Gauge.
Stanley Butt Gauge.
Lignum Vitae Mallet.
Russwin Monkey Wrench.
Pair 7-inch Carpenter's Pinchers.
Wells Special Steel Oilers.
"Oils-Here" Oil Stone, with one 8-inch Combination India Oil Stone
1 Dozen Orr & Lockett Carpenter's Pencils.
1 Dozen 5-inch Black Diamond Saw Files.

This complete set consists of more than 100 pieces, and combined with the Tool Chest has an actual value of more than \$65.00.

NOTE.—The carpenter securing this valuable reward may make any changes in the contents desired, providing the changes do not materially increase the cost.

DEARBORN ROLL-TOP OFFICE DESK

The beautiful desk shown in the illustration is made by the Dearborn Desk Co., who are constantly shipping desks in large

quantities all over the country. It is 54 inches wide, 33½ inches deep, 53½ inches high, and weighs 300 pounds. These dimensions alone show that it is an exceptionally fine and heavy piece of office furniture. It is made of beautifully figured oak, polish finish, three-ply writing bed and panels,



well grained oak front wood filing boxes, two upright spaces reserved for books, two extension slides, drawer in center, four right drawers and left which lock and unlock automatically by action of curtain; all drawers have carved handles and work easily. This desk is equipped with a patent smooth outer surface, dust-proof roll curtain, showing an unusually attractive grained effect, and also has heavy chilled-steel ball-bearing casters. Absolute satisfaction is guaranteed by the manufacturers. Value \$50.00.

GERMAN SILVER DRAWING INSTRUMENTS

The set of Drawing Instruments offered as a fourth Grand Reward is one of the best and most complete made. They are of high grade, superior quality and the set includes 13 pieces: 5½-inch Compass, Attached Needle Point, with Pencil and Pen Points, Lengthening Bar, 5-inch Divider with Hair Line Spacing Attachment, 3½-inch Compass, Attached Needle Point with Pencil and Pen Points, Spring Bow Pen, Spring Bow Pencil, Spring Bow Divider, two Spring Back Ruling Pens, 4½ and 5 inches, Box of Leads and Key. Value \$13.50.

Special Notice

The illustrations and descriptions above cover only four of 38 Grand Rewards and Territorial Prizes to be

Special Prizes for Five Subscriptions

ONE OF THESE USEFUL AND VALUABLE PRIZES WILL BE GIVEN ABSOLUTELY FREE TO EACH CONTESTANT FOR EVERY FIVE SUBSCRIPTIONS SECURED—OTHER PRIZES FOR THREE SUBSCRIPTIONS.

IN ADDITION to participating in the distribution of the "Grand Rewards" and "Territorial Prizes," and also in addition to the liberal cash commission paid for each subscription, the contestant is entitled to select one of the following "Special Prizes" every time he secures five subscriptions:

1. "BED ROCK" SMOOTH PLANE, NO. 603

This plane is of a design which allows of the combination of the utmost solidity and rigidity, with a wider range of adjustments than heretofore placed on iron planes. The advantages of this design are made possible by the extreme nicety of their manufacture. Among the novel points in this plane are: A frog with a machined face; a frog so designed that the entire bottom

given absolutely free to subscribers, who were members of our great family previous to January 1, 1906.

Four Prizes for Every Contestant

The most energetic contestants will secure four separate and distinct prizes, and even more when ten or more subscriptions are obtained:

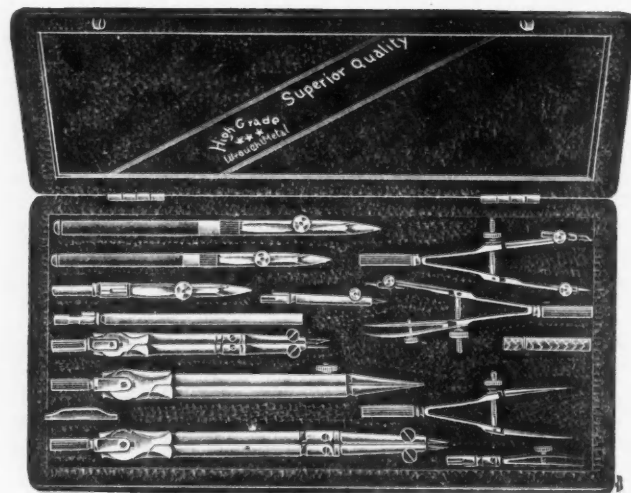
First—A cash commission of 50 cents on *every* subscription.

Second—A "Special Prize" when he secures either three or five or more subscriptions.

Third—A "Territorial Prize" if he secures the largest or second largest number of subscriptions in the group of states where he is located.

Fourth—One of the leading "Grand Rewards," if he finishes among the first twenty-six.

It should be remembered that the securing of one of these prizes does *not* prevent participation in the distribution of the other three. The contestant is paid



for *every* subscription secured, an additional payment for the securing of three or five, and also may secure two additional prizes through participating in the distribution of thirty-eight other rewards for special merit.

of the frog rests solidly on a seat formed in the plane body a frog so designed that its sides conform to guides formed in the plane body, which guides lend accuracy of adjustment to the frog as well as prevent any possibility of its wobbling; a reliable adjustment for the width of throat opening. This plane is 8 inches in length, with 1¾-inch cutter.

2. "BED ROCK" JACK PLANE, NO. 605

All that has been said in describing the Smooth Plane applies also to the Jack Plane. It is 14 inches in length, with 2-inch cutter.

3. BISHOP'S RIP OR CROSS CUT SAW, NO. 90

These saws are highly polished and fully warranted in every respect. They are hand made from purest steel, perfect

in temper, full taper ground and highly finished blade, carved and polished applewood handle, improved nickel screws, full skew back, teeth hand filed to diamond point, set ready for use. Length, 26 inches.

4. DISSTON'S ACME RIP OR CROSS CUT SAW, NO. 120

This saw is made of extra London spring steel, warranted, carved and polished apple handle, skew back. A fast, smooth-cutting saw, particularly adapted for fine cabinet work, sawing mitres, and in all instances where rapid, smooth cutting is desired. Either a rip or cross cut saw will be furnished, 26 inches in length.

5. JENNINGS' CHISEL SET, NO. 702

This is a set of 6 No. 02 Beveled Edge Chisels in canvas chisel roll. There is one each $\frac{1}{4}$, $\frac{1}{2}$, $\frac{3}{4}$, 1, $1\frac{1}{4}$ and $1\frac{1}{2}$ inch, with Cocobolo handles. The blades average about $3\frac{1}{2}$ inches long from shoulder, with sockets and handles in proportion.

6. BARBER IMPROVED RACHET BRACE, NO. 32

These braces possess the following points of superiority: The sweep is made from steel, the jaws are forged from steel, the wood handle has brass rings inserted in each end so it cannot split off, and the chuck has a hardened steel anti-friction washer between the two sockets, thus reducing the wear. The head has a bearing of steel balls, running on hardened steel plates, so no wear can take place, as the friction is reduced to the minimum. The brace is heavily nickel plated and warranted in every particular. No. 32 has a 10-inch sweep.

7. STRATTON BROS.' MAHOGANY LEVEL, NO. 2

This excellent mahogany level is adjustable level and plumb, has two ornamental brass side views, heavy circular end top plates, solid brass end plates, polished. Can be had in either of three lengths, 26, 28 and 30 inches.

8. "RIVAL" STEEL MEASURING TAPE, NO. 243

This steel tape line is enclosed in a nickel plated steel case with flush handle. It is a $\frac{3}{8}$ inch tape, marked, one side only in feet and twelfths (inches and eighths).

9. ECLIPSE ADJUSTABLE FOLDING SQUARE

This square is designed to meet the wants of those desiring a more convenient tool than the ordinary carpenter's square. It can be folded and packed in a small chest, and can be adjusted at right angles ready for instant use when required. It does away with cutting holes in the top or sides of small chests, can be shipped more readily on cars when traveling from place to place, and is protected from being bent and rusted when left standing or exposed to the weather.

10. NICHOLS FRAMING SQUARE, NO. 1

This square is made with the framing rule on the blade. It saves time, labor and money to the user. The No. 1 square has drafting scales 1-16, 1-12, $\frac{1}{8}$ inches, with framing rule, brace measure octagon, and 1-100 scale.

11. CARPENTERS' SHOULDER TOOL CHEST, NO. 20

This is a portable tool chest and can be easily carried on the shoulder. It is made of chestnut with locked dovetailed corners; has lock, brass elbows to support lid when open, drop handles and rack for holding saws. No. 20 is the largest size. Its inside dimensions are 32 inches long, by 8 inches wide, by 8 inches deep. A smaller size, 25 inches long, may be had if preferred.

12. SET OF DRAWING INSTRUMENTS, NO. 2076

This is an excellent set of German silver instruments. It contains 8 pieces: $5\frac{1}{2}$ -inch compass, attached needle point, with pencil and pen points, lengthening bar, 5-inch divider, spring bow pen, 5-inch ruling pen, box of leads and key.

13. SET OF DRAWING INSTRUMENTS, NO. 2015

This is a set of nickel plated instruments, designed especially for the young carpenter. It contains 9 pieces: $4\frac{1}{2}$ -inch compass, pen and ruling points, lengthening bar, dividers, ruling pen, spring bow pen, box of leads and key.

14. IMPROVED TRANSPARENT T SQUARE, NO. 373

This transparent T square is ambro lined, has maple blade and black walnut head. It can be had in any length desired: 18, 24, 30, 36, 42 or 48 inches.



Special Prizes for Three Subscriptions

In order that every subscriber entering this contest shall be fully paid for the work accomplished, we have decided to offer a limited list of Special Prizes to those who may not be able to secure more than three subscriptions. These prizes will be given absolutely free and entirely additional to the cash commission of 50 cents on each subscription.

1. STANLEY STEEL JACK PLANE, NO. 105

This is an exceptionally fine plane and is one of the carpenter's most handy tools. It is adjusted by a lever and is especially adapted for working on soft woods. It is 14 inches in length and has a $2\frac{1}{4}$ -inch cutter. Smaller planes, 9 inches in length with $2\frac{1}{8}$ -inch cutter, or 8 inches in length with $1\frac{3}{4}$ inch cutter, may be had if desired.

2. HAMMOND'S MECHANIC'S PRIDE HAMMER, NO. 175

This is one of the most expensive hammers made. It is nickel plated, has hickory ebonized handle, and octagon neck. Its weight, exclusive of handle, is one pound. Any other make, size, or style of hammer may be had if preferred.

3. YANKEE AUTOMATIC DRILL, NO. 44

This drill has an adjustable tension. The cap on top has a screw attached to it, by revolving which the spring is made longer or shorter, thereby making it weaker or stronger. The tool is made of brass, nickel plated and finely finished, the material and workmanship throughout being of the best. Eight drills are furnished with each tool. The chuck is of new and approved design, and will hold drill points absolutely tight and rigid. The entire length of tool, inclusive of drill, is $10\frac{1}{4}$ inches.

4. SET SYRACUSE WOOD DRILLS, NO. 16

This set contains nine drills. It is put up in a neat, strong box, and contains one each of the following sizes: $\frac{1}{8}$, $\frac{1}{4}$, $\frac{3}{8}$, $\frac{1}{2}$, $\frac{5}{8}$, $\frac{3}{4}$, $\frac{7}{8}$, $1\frac{1}{8}$, and $1\frac{1}{4}$. An attractive prize.

5. GERMAN SILVER DIVIDERS, NO. 2231

These dividers are made of the best German silver and have steel points and high finish. They have pivot point, with set screws, straightening device, hair-line spacing attachment, 5 inch.



Special Notice

If the subscriber should fail to find in these lists articles that he desires, we will be glad to substitute any other tool or article of merchandise of equal cost. Write to the "Contest Editor," stating just what you would like to secure, and he will tell you just how many new subscriptions will be necessary to secure it free. There is no reason why any subscriber should not secure any article he desires.

Details of Rewards and Conditions

HOW THE VALUABLE REWARDS AND CASH PRIZES WILL BE DIVIDED AMONG AMERICAN CARPENTER AND BUILDER SUBSCRIBERS THROUGH ITS GREAT CONTEST

TO THOSE subscribers who were on our list prior to Jan. 1, 1906, securing the most yearly subscriptions before March 1, 1906, the following Grand Rewards will be given:

For the largest number, Remington Standard Typewriter, No. 7, value.....	\$100.00
For the second largest number, Complete Chest of Carpenter's Tools, value	65.00
For the third largest number, Dearborn 54-inch Roll-Top Office Desk, value.....	50.00
For the fourth largest number, Complete Set of Drawing Instruments, value	13.50
For the fifth and sixth largest numbers, Cash, each, \$10.00, total.....	20.00
For the next five largest numbers, Cash, each \$5.00, total.....	25.00
For the next fifteen largest numbers, Cash, each, \$1.00, total.....	15.00

There are twenty-six (26) prizes in this list, with a total value of \$288.50.

TERRITORIAL PRIZES

In addition to participating in the above distribution of Grand Rewards, Territorial Prizes will be awarded as follows:

For the largest number of subscriptions from the North Atlantic States, First prize.....	\$25.00
Second prize.....	10.00
For the largest number from the South Atlantic States, First prize	25.00
Second prize	10.00
For the largest number from the Northern Central States, First prize	25.00
Second prize	10.00
For the largest number from the Southern Central States, First prize	25.00
Second prize	10.00
For the largest number from the Western States, First prize	25.00
Second prize	10.00
For the largest number from Canada, etc., First prize....	25.00
Second prize	10.00

This makes an additional twelve (12) prizes bringing the total value of these two lists up to almost an even \$500.00.

SPECIAL PRIZE FOR FIVE SUBSCRIPTIONS

In addition to participating in both of the above, each contestant securing five subscriptions, and for every five subscriptions secured, will be entitled to a choice of the special prizes.

SPECIAL PRIZES FOR THREE SUBSCRIPTIONS

Where a contestant is unable to secure five subscriptions, but does secure three subscriptions, he will be entitled to a choice of special prizes.

CASH COMMISSIONS

In addition to participating in the Grand Rewards, Territorial Prizes and Special Prizes, each contestant is entitled to a liberal cash commission on every subscription secured.

Conditions

The full conditions of this extraordinary contest are as follows:

These offers are made to AMERICAN CARPENTER AND BUILDER subscribers only, and is limited to those who subscribed prior to January 1, 1906.

The prizes are divided into four classes: "Grand Rewards," "Territorial Prizes," "Special Prizes," and "Commissions."

In case of a tie for any prize, the prize will go to the one whose subscriptions were received first.

Each contestant sending three or more subscriptions will participate in all four of these classes.

For every subscriber secured the contestant must send us \$1.50.

Send us your new subscriptions and the payment for each subscription as soon as you get it.

As soon as a subscriber has sent in five new subscriptions the "Special Prize" should be ordered.

The "Special Prize" for three new subscriptions is only intended for those who are unable to secure five or more subscriptions.

Any subscriber of the AMERICAN CARPENTER AND BUILDER who was on the list before January 1, 1906, may become a competitor for these valuable prizes and rewards.

TERRITORIAL PRIZES

These prizes are entirely additional to all other rewards and prizes. The list of states included in each division follows:

North Atlantic States—Maine, New Hampshire, Vermont, Massachusetts, Rhode Island, Connecticut, New York, New Jersey, Pennsylvania.

South Atlantic States—Delaware, Maryland District of Columbia, Virginia, West Virginia, North Carolina, South Carolina, Georgia, Florida.

Northern Central States—Ohio, Indiana, Illinois, Michigan, Wisconsin, Minnesota, Iowa, Missouri, North Dakota, South Dakota, Nebraska, Kansas.

Southern Central States—Kentucky, Tennessee, Alabama, Mississippi, Arkansas, Louisiana, Oklahoma, Indian Territory, Texas.

Western States—Montana, Wyoming, Colorado, New Mexico, Idaho, Utah, Arizona, Washington, Oregon, Nevada, California.

Miscellaneous—Alaska, Cuba, Philippine Islands, Canada, and all Foreign Countries.

CASH COMMISSIONS

Every contestant will be well paid. In addition to participating in the "Grand Rewards," "Territorial Prizes" and "Special Prizes," a commission of 25 per cent (50 cents), will be paid on every subscription secured. In addition to this liberal commission, those who participate and are most successful will have a share in all three of the other classes of rewards for special merit.

HOW TO SEND MONEY

There are four ways in which money may be sent by mail at our risk—by Postoffice Money Order, Express Money Order, Bank Draft, or Registered Letter.

Stamps may be sent in payment for subscriptions, but one or two cent stamps must be used.

The expense of sending money must be borne by the person sending it.

Money must be sent with all subscriptions—we cannot open subscription accounts with any one.

We will be pleased to furnish sample copies and subscription blanks—as many as you can use—free.

Contest closes March 1, 1906.

Read the next page. Note how few subscribers are necessary to secure the leading rewards.

Standing of Contestants to January 20

North Atlantic States

MAINE

Camden R. E. Richards 1

NEW HAMPSHIRE

Claremont W. H. Story 4
 Exeter George W. Lane 1
 Farmington A. Davis 1
 Franconia William Wilkins 5

MASSACHUSETTS

Great Barrington F. P. Spath 3
 Hyannisport O. W. Marchant 2
 Norwood F. L. Colton 1
 Quincy Herman G. Olsen 1
 Uxbridge W. E. Aldrich 3
 Vineyard Haven Thomas E. Mosher 1
 Worcester Wm. F. Hyde 1

CONNECTICUT

Bristol George H. Saxton 2
 Burnside A. W. Hayes 1
 Greenwich Geo. R. Murray 7
 Madison Chas. A. Willard 5

NEW YORK

Akron Goodlap Deinhart 1
 Bayside Joseph Reichel 1
 Brooklyn E. Nelson 1
 Bushford Frank M. Fuller 1
 Dansville E. J. Rauber 4
 Despatch H. R. Warden 1
 Fairground George W. Sweezy 2
 Fredonia Arthur P. Jeffery 2
 Houghton Wm. Francis 1
 Jamaica Henry W. S. Bangert 8
 New York C. S. Heney 1
 Niagara Falls John Lindeberg 2
 Pottersville Henry W. Smith 1
 Prattsburg J. W. Gelder 2
 Rochester H. C. Ball 5
 Seneca Falls E. R. Stevens 1
 Tottenville W. E. Joline 1
 Watertown George Smith 1
 West Rush Frank Stiggins 3

NEW JERSEY

Bayhead Jos. F. Morton 2
 Bernardsville H. T. Conklin 2
 Cranford E. A. Thompson 1
 Phillipsburg G. L. Creveling 1

PENNSYLVANIA

Alba Frank A. Kiff 1
 Barnesboro John F. Bee 1
 Berwick J. C. Smether 4
 Butler E. P. Pepper 2
 Carnegie Will Geiser 1
 Center Valley Frank A. Weaver 3
 Claysville S. A. Bane 1
 Columbia C. T. Emon 2
 Dorranceton H. L. Poust 1
 Fairchance E. T. Bailey 2
 Harrisburg J. R. Matter 1
 Hollidaysburg J. A. Martz 3
 Kushquea Harry Eshbaugh 1
 Lilly A. J. Yingling 5
 McKeesport M. E. Davis 1
 Mechanicsburg Andrew Stambaugh 1
 Pottstown Luther W. Turner 1
 Rice's Landing Walter B. Guesman 5
 Rochester Mills J. A. Brooks 1
 St. Mary's Jos. Kronenwetter 1
 Sheffield F. A. Stover 1
 Shiremanstown H. L. Huntsberger 5
 Uniontown John D. Cook 1
 Wyalusing V. H. Brown 1

ILLINOIS

Alton Thomas Oddy 1
 Anna T. C. Lippard 7
 Barrington H. G. Aurand 3
 Belleflower E. E. Ernst 5
 Carlinsville W. G. Moreland 1
 Carrollton Harvey Phelps 1
 Centralia A. C. Schnake 2
 Chebanse G. E. Scott 9
 Chadwick John W. Spinka 1
 Chicago John H. DeYoung 1
 Dewey J. W. Fink 1
 Exeter H. C. Ward 4
 Grayville A. E. Randle 5
 Harvard F. W. Moore 1
 Hinckley J. E. Powers 1
 Holder A. W. Anderson 1
 Kewanee A. Frank Ahleman 5
 La Salle Harry Heilstedt 1
 Melvin Jacob Gedelman 1
 Mendota G. L. Fleming 2
 Oregon E. F. Davis 1
 Sterling John D. Baker 2
 Table Grove J. N. Willis & Co. 4
 Upper Alton O. M. Elder 2
 Westfield C. E. Bigelow 7
 White Hall F. F. Worcester 7
 Willmette Geo. E. Bray 1
 Zion City C. F. Billings 1
 George West C. George West 3

MICHIGAN

Bellevue F. S. Pullen 2
 Detroit E. C. Harter 3
 Frank A. Lucas 1
 H. J. Scree 1
 D. C. Cameron 1
 A. Potsma 1
 Leonard Schott 1
 Lew A. Rippey 1

WISCONSIN

De Pere G. W. Fisher 2
 Galesville George W. Smith 1
 Iola Chr. K. Berg 1
 Knapp A. C. Peters 1
 Milwaukee Jos. A. Amman 1
 Arthur L. Richards 1
 W. N. Fisk 1
 Henry L. Lenz 1
 J. A. Kuster 6
 A. Schneidewent 1
 C. Zelle & Son 2
 T. H. Sporleder 1

MINNESOTA

Crookston Chas. J. Johnson 1
 Farmington E. L. Brackett 2
 Minneapolis Olaf Eweroth 1

IOWA

Belford E. Golding 1
 Tiffin Geo. Osborne 3

MISSOURI

Herculaneum J. W. Dugan 9
 Kahoka L. W. Dumas 1
 Monroe City W. L. Bond 5
 Philadelphia B. F. Leake 4
 St. Joseph H. F. Rieper 1
 St. Louis H. W. Haddock 1
 Santa Fe E. F. Quisenberry 1

NORTH DAKOTA

Ellendale John P. Greenawalt 1
 New Rockford Chas. F. Culp 2
 Minot A. Hanse 2
 Munich Chas. H. Bitterling 1
 Valley City Philip Schaefer 3
 Wales Chas. Richardson 1

SOUTH DAKOTA

Aberdeen George B. Narregang 7
 Mitchell Austin C. Myers 1
 Pierre Henry F. Neuhauser 1
 Rapid City D. B. Murray 1

NEBRASKA

Bladen J. W. Wrattan 2
 Bloomfield E. D. Hunt 1
 Cook J. G. Albers 3
 Farwell Alfred Lang 2
 Geneva W. A. Hosack 2
 Humphrey Wm. F. Schmid 1
 Lexington John Haworth 5
 Litchfield J. A. Swanson 1
 University Place A. H. Thompson 1
 Waterloo W. W. Ramsey 1

KANSAS

Argentine George Paine 1
 Ashland Wm. Evans 1
 Blue Rapids Wm. S. Winne 1
 Cunningham J. B. Thompson 1
 Ellsworth J. O. Knowles 2
 Greensburg B. R. McBride 1
 Highland W. G. Bingman 5
 Lewis C. F. Randel 7
 Maple Hill W. H. Greaser 3
 Marion H. C. Kable 1
 Newton A. G. McQuiddy 2

Parsons J. M. Franklin 1
 John P. Olsen 1
 Paul Sharp 1
 Republic E. Van Nortwick 1
 Seward D. B. Riegel 1
 Wetmore E. G. Larzelere 1
 Wilson C. M. Lingo 1

Southern Central States

KENTUCKY

Louisville James H. Shaw 1
 Paintsville Larin Turner 16

TENNESSEE

Cleveland S. F. Pierce 1
 Dyersburg D. A. Gardner 3
 E. C. Maynard 1

MISSISSIPPI

Greenwood W. J. Lacouer 6
 Jackson C. J. Harper 1
 Leakesville C. A. Hillebrand 4
 Sardis J. M. Burns 2
 Tupelo H. A. Moreland 4

ARKANSAS

Conway John A. Herbert 2
 Eureka Springs Ed. Cunningham 1
 Harrison B. N. Ritchey 2

LOUISIANA

Burnside Tony A. Montecino 1
 White Castle J. T. Williams 11

OKLAHOMA

Stillwater H. B. Bullen 2

TEXAS

Bang L. A. Wooten 2
 El Paso E. J. Ogle 1
 Irving C. C. Derrick 1
 Port Arthur Wm. Wolverton 1
 San Antonio George Powell 1

Western States

WYOMING

Buffalo J. H. Butler 1

COLORADO

Lamar P. S. Lynch 6
 Longmont Fred H. Thompson 1
 Loveland G. E. Wright 1
 Meeker C. M. Thompson 1
 Pryor R. L. Davison 1

NEW MEXICO

Las Vegas Griffith Hughes 9

IDAHO

Lewiston C. A. Strong 2

UTAH

Ephraim T. Breinholt 2
 Park City Eric Nielson 3

ARIZONA

St. Johns H. C. Overson 2

WASHINGTON

Charleston Alex Kellogg 1
 Medical Lake R. W. Carlisle 1
 North Yakima W. T. Stewart 1
 Pomeroy Wm. Waugh 1
 Snokomish L. Balliet 1

OREGON

Halsey J. W. Rector 1
 Newberg Allen Smith 1
 Phoenix E. T. Shaffer 2
 St. Johns J. H. Crook 2

CALIFORNIA

Long Beach J. A. Kirkpatrick 2
 Oroville H. E. Johnson 2
 Redlands B. F. Corwin 3
 San Diego Sydney H. Smith 1
 San Francisco J. E. Casey 1
 James Gilchrist 1
 Santa Ana Willett S. Decker 1
 Sonoro H. D. Grayson 3

Miscellaneous—Canada

CAPE BRETON

Sydney Jos. C. Turner 15

MANITOBA

Elgin J. A. Maguire 1

NOVA SCOTIA

Truro D. Henderson 1

NEW BRUNSWICK

Campbellton R. D. McNair 2

ONTARIO

Kingston J. C. Davis 1
 Port Arthur A. F. Manchee 2
 Stratford David Jacobs 5

SASKATCHEWAN

Regina Andrew Menzies 5

Building Construction

J. A. F. CARDIFF



Building a Home

A SERIES OF ILLUSTRATED ARTICLES COVERING CONSTRUCTION DETAILS IN THE ERECTION OF OUR AMERICAN HOMES
—FROM THE LAYING OF THE FOUNDATION TO THE DELIVERY OF THE HOUSE TO THE PAINTER

PLATE XXI takes up the construction of a double-hung sash frame in a double-plastered wall, with mosquito screen and blinds outside of the sashes and ample space for window shades on the inside stop bead. Also, the inside finish is of a somewhat better character than in preceding examples.

In locations exposed to severe cold weather and penetrating winds the double-plastered wall is particularly desirable. The walls are constructed of the usual two by four-inch studs, with one four by four-inch or two two by four-inch studs at all openings. The outside of the wall is sheathed with matched boards, laid horizontally or diagonally, preferably the latter way, and the sheathing paper is then put on; being well lapped at all corners and around all openings. On top of this the shingles, clapboards or other covering material is placed.

The inside of the wall is lathed and plastered two coats—scratch coat and brown coat. One-inch by two-inch grounds are nailed to studs as indicated at "G." A one-inch air space is then formed by means of one-inch by two-inch furring strips, marked "F," and the wall is again lathed and plastered, this time with three coats of plaster. All spaces around head, sill and jambs of window frame should be well filled up with scratch mortar, so as to be absolutely wind-proof.

In Fig. 88, where marked "P," two pockets are formed in the lower part of the pulley stile, for access to the sash weights. When the strip of wood dividing weight box is omitted, one pocket, usually on the inner half of the pulley stile, is sufficient. The flashing shown at the outside architrave is used only in the best grade work.

The interior finish consists of a pedestal base or wainscoting, the top member of which forms the window stool; pilaster jambs and an entablature head. With a finish of this kind the stop bead, marked "S," should always be made thick enough to take up the projecting mouldings of the cap and base, which butt against it. The panel under the window should be constructed so that it can be readily removed in case it cracks or is damaged, by taking off the panel mould-

ing. The frieze of the entablature should be on a line with the face of the pilaster, and the face of the wainscoting should be kept on a line with the plinth of the pilaster base. Cap and base are shown in Figs. 93 and 94.

Fig. 91 is an exterior elevation and Fig. 92 an interior elevation of the window.

Another method of constructing double-plastered walls and a window frame for same is shown in Fig. 90. In this case one-inch by two-inch furring strips, marked "A," are nailed to the studs as a bearing for the lath and are placed so as to allow a one-inch air space between the inside plastering and the back plastering. The frame could be improved by placing the outside casing outside of the sheathing boards, thereby giving enough width to the pulley stile to permit of both screen and blinds outside of sashes.

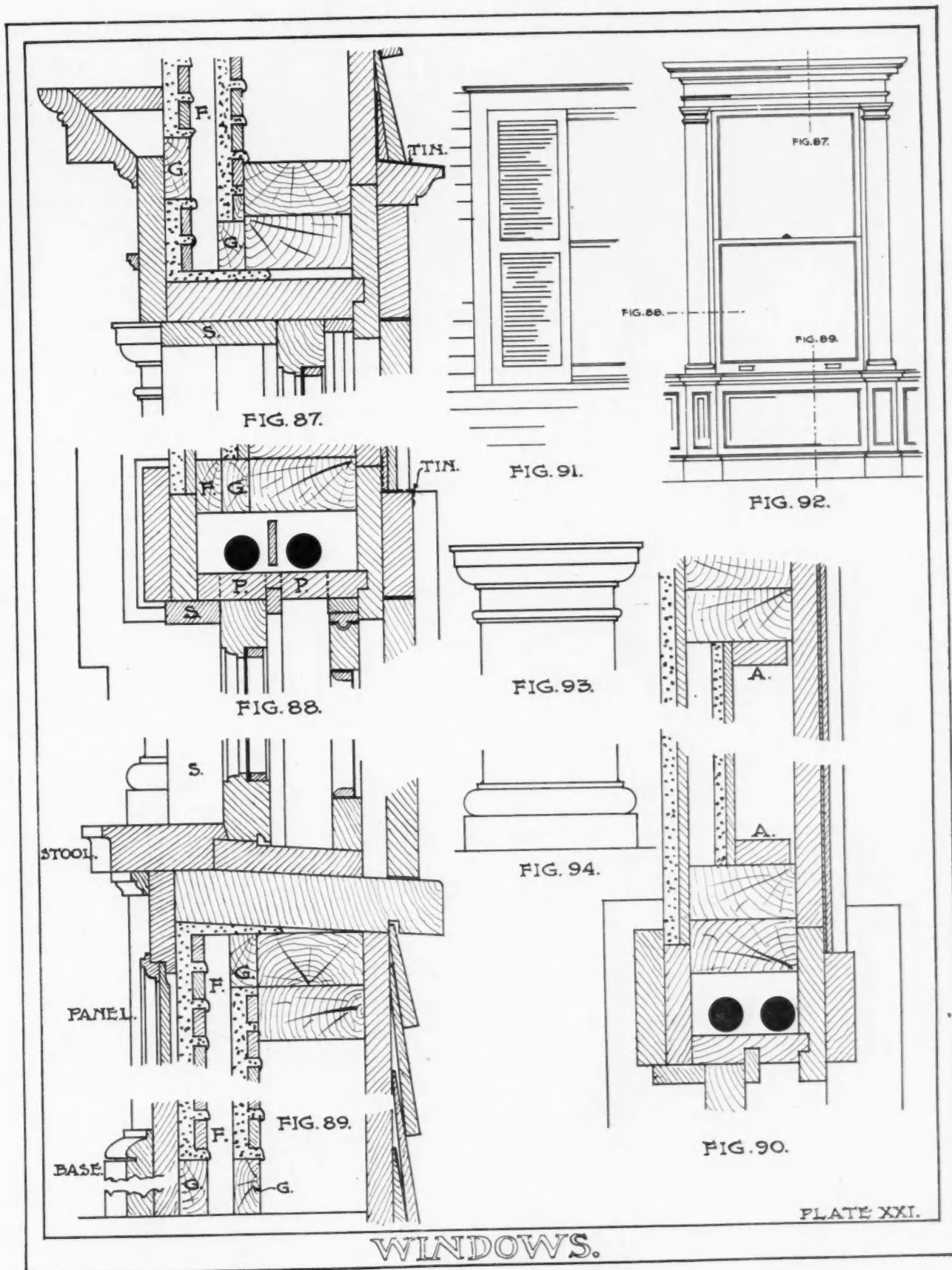
In Plate XXII, we illustrate a storm-resisting window, with a double set of sashes, in a double-plastered wall, for use in a location exposed to very severe weather throughout the entire or greater part of the year.

Three by six-inch studs are used for the outside walls and the window has a box frame with a separate weight box for each set of sashes. The sill should be gotten out of two-and-one-half-inch stuff.

Fig. 98 shows how storm sash may be substituted for blinds when cold weather sets in. The thickness of storm sash and outside architrave should be at least one and one-half inches, or better, one and three-quarter inches. The joint at the meeting stiles of storm sash is shown in Fig. 99. Sash are usually rebated one-half inch.

Fig. 100 shows a double-glazed sash for exposed locations. The principal objection to their use is that dust will sooner or later get between the sheets of glass, which, with the sweating in cold weather, will soil and streak the glass where it is inaccessible for cleaning.

Fig. 101 shows a window frame constructed for the use of heavy sashes. The use of four-inch by five-inch studs and the placing of the outside casing over the sheathing boards gives the required width to the pulley stile.



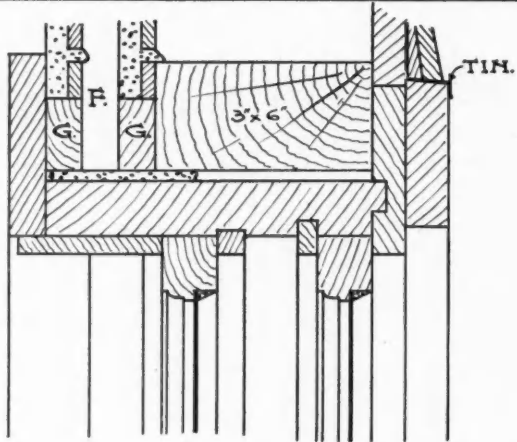


FIG. 95.

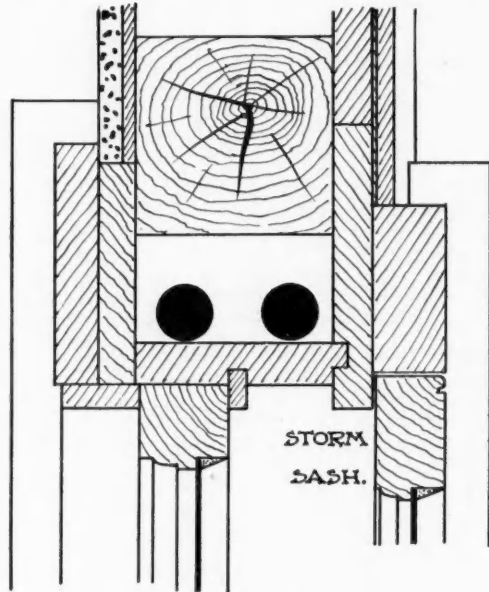


FIG. 98.

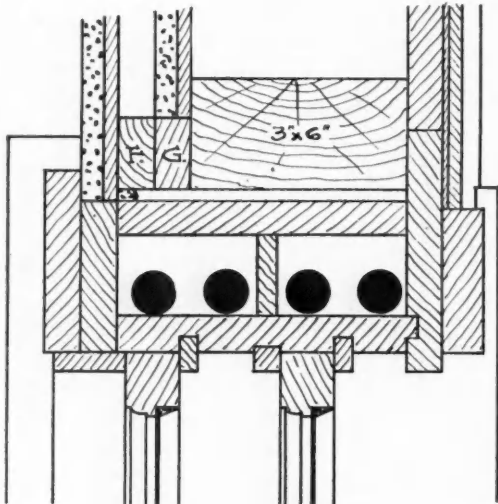


FIG. 96.



FIG. 100.



FIG. 99.

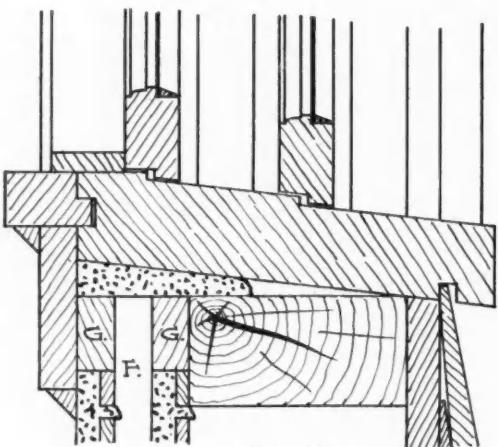


FIG. 97.

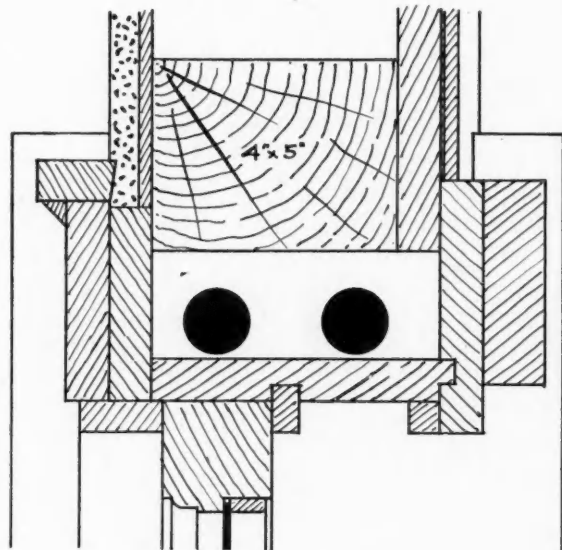



FIG. 101.

PLATE XXH.

WINDOWS.



Steel Square

ALFRED W. WOODS

How to Use the Steel Square

SHOWING THE RELATIVE DIFFERENCE OF PITCH WHEN RECKONED BY THE DEGREES OF INCLINE AND BY A RISE GIVEN IN PROPORTION TO THE SPAN—HOW TO RECKON PITCH IN CONNECTION WITH THE STEEL SQUARE

IN OUR last article we closed talking on the subject of pitches. In this the subject is continued, giving a comparison of pitches reckoned by degrees given the incline of the roof and by a rise given in proportion to the span. In engineering works, custom seems to have long since settled on the former method, while in carpenter work it seems to have as firmly settled on a rise given in proportion to the

In looking up the subject we fail to find pitch as applied to the roof defined in any of the encyclopedias other than by the degrees given the incline of the roof. Therefore, it is more than probable, to avoid these troublesome fractions, custom has settled on taking a proportion of the span for the rise. Thus, knowing the measurements of two of the factors (run and rise), the third (pitch) is easily arrived at by scale and from their measurements, the various angles for the cuts may be obtained with the steel square without the knowledge of the degrees entering into the problem.

The fact that the 45 degrees remains the same in either way of reckoning is no reason that 22½ degrees should equal the one-quarter, or that 67½ degrees should equal the three-quarter pitch in comparison to the pitches where reckoned by the proportion to the span.

Because, in degrees, the proportions are based on circular measurement, the 45-degree angle is at the half-way point between the horizontal and perpendicular, while in the proportion of the span, the measurements are based on lineal measurement and half of the span coincides with the tangent or rise of the 45-degree angle.

In Fig. 54 is shown a comparative illustration. Here are shown the one-quarter, one-half, three-quarter and full pitch by both methods. Note the difference in degrees: In the former they are 22 degrees and 30 minutes; 45 degrees; 67 degrees and 30 minutes, and 90 degrees respectively; while in the latter they are 26 degrees and 34 minutes; 45 degrees; 56 degrees and 19 minutes, and 63 degrees and 26 minutes.

The rise in inches of the former to one foot in run are 4 23-24; 12; 28 23-24 inches, and perpendicular; while in the latter they are 6; 12; 18, and 24 inches respectively.

By the former method, there could never be a full pitch because it would have to stand at 90 degrees, and in that case fails to cover space; in other words, it would never meet its mate. By the latter method the pitch becomes full when the rise equals the span, and consequently the roof can have any number of full pitches and fractions thereof. Yet, while they differ in the expression of pitch, they have their parts

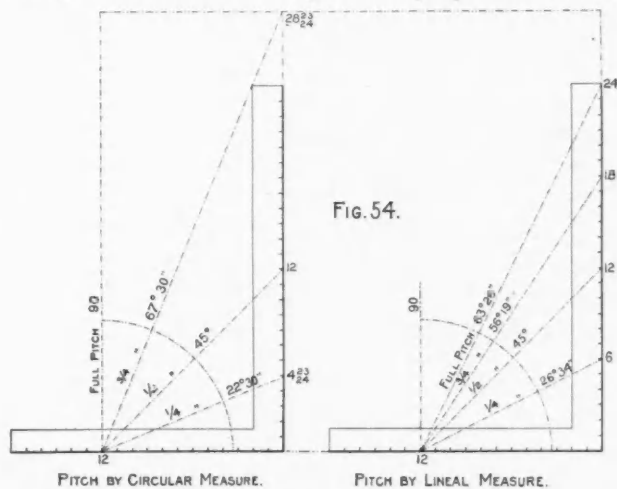


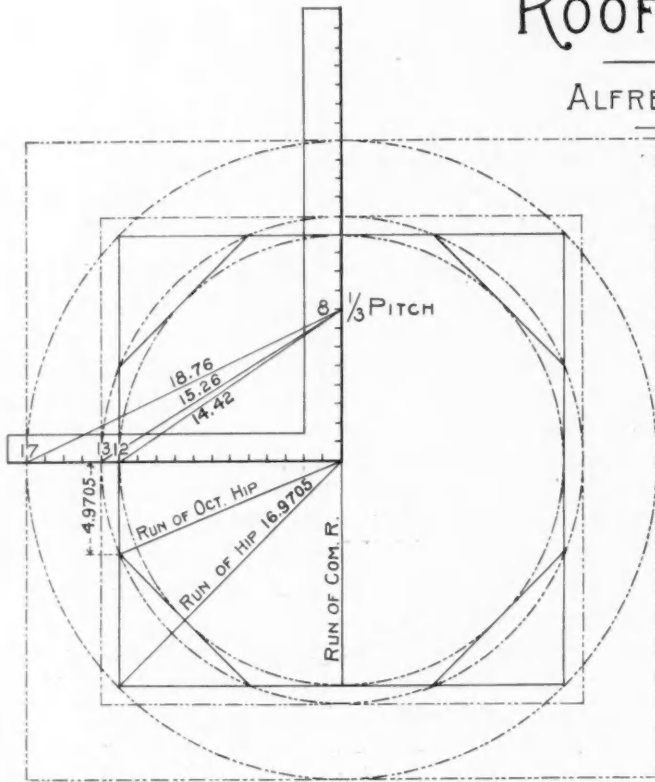
Fig. 54.

width of the gable, as one-fourth, one-third, one-half, etc. In this way of reckoning the degrees of pitch are practically lost sight of, with the exception of the one-half pitch, which remains the same in either case. Yet they are there playing their part just the same, and when rightfully understood the steel square becomes to them simply as a reading instrument, translating their parts to the standard lineal measurement.

Angles are formed by the divisions of the circle, called degrees, of which it contains 360, and these parts are again divided into 60 parts, called minutes, and these parts are again divided into 60 parts, called seconds. From this it will be seen that there are many fractional parts, and if used for the pitches would result in fractions in the lineal measurement of the rise given the roof, as will be seen by referring back to Fig. 4. Only the 45 degree is without a fraction on the blade of the square when using 12 on the tongue. Besides, there is no way of arriving at the measurement of same without a problem of no small means in trigonometry or the use of a protractor to arrive at the desired angle from which to take the measurements by scale.

ROOF PITCHES

BY
ALFRED W. WOODS.



DECIMAL EQUIVALENTS OF ONE INCH.

DECIMAL	FRACTION
1.00	ONE
.96	23/24
.92	11/12
.87	7/8
.83	5/6
.79	19/24
.75	3/4
.71	17/24
.67	2/3
.62	5/8
.58	7/12
.54	13/24
.50	1/2
.46	11/24
.42	5/12
.37	3/8
.33	1/3
.29	7/24
.25	1/4
.21	5/24
.17	1/6
.13	1/8
.08	1/12
.04	1/24
.00	

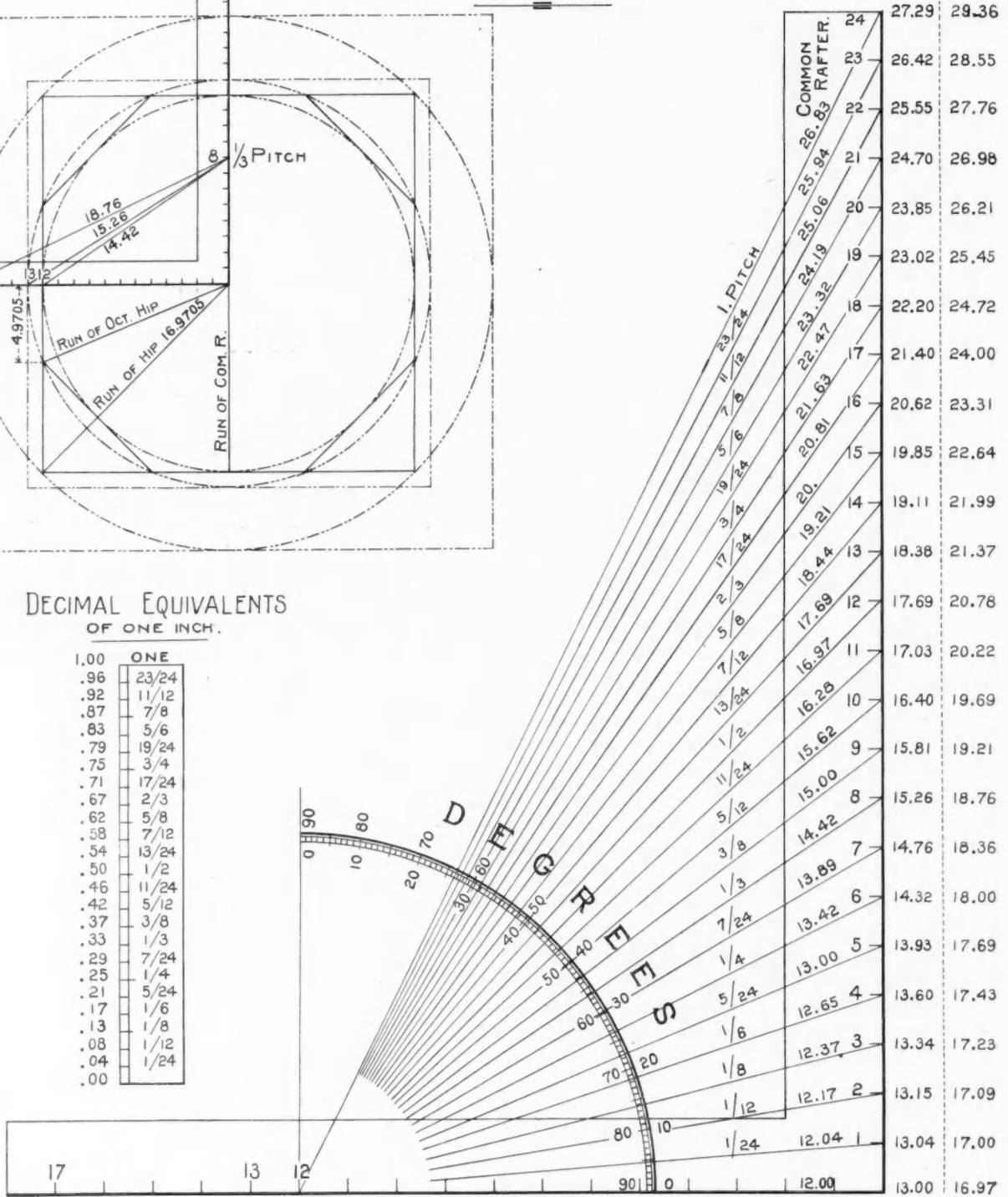


FIG. 55.

singly and jointly in the framing of all hip and valley roofs in determining the cuts, bevels and lengths of the rafter, which we will take up and explain later under their proper heads.

We will now drop the subject of pitch as expressed by the degrees for the time being and confine our remarks to the pitch as expressed by the proportion of the span in connection with the steel square, as shown in Fig. 55.

In this we show a line for every inch on the blade; or, in other words, for each inch in rise to one foot of run. Twelve on the tongue represents unity, because 12 inches is one foot; and since the run is 12 inches, the span must be double the run, or 24 inches, which is the length of the blade of the square. Then the first inch in rise on the blade must be that proportion to its own length, and produces one-twenty-fourth pitch, the second inch, one-twelfth pitch, the third one-eighth pitch, and continue to the twenty-fourth inch, when it becomes full. The twenty-fifth inch rise would therefore be one and one-twenty-fourth pitch, which is simply a repetition of the above pitches with a one prefixed till it gets up to 48 inches, when it takes on another pitch and represents two pitches, and continues on and on, getting fuller and fuller, but would never stand straight up because the run remains the same.

But let us get back to Fig. 55. This illustration contains a whole volume on roof framing and is to the roof as Fig. 4 (see May number) is to the polygonal miters. The fractional pitch lines for the common rafter are shown for each inch in rise up to the full pitch, and their lengths are expressed in decimal figures to the one-hundredth part of an inch, while to the right of the blade the same is expressed for the corresponding octagon and for the common hip or valley for a square-cornered building, which are reckoned from 13 and 17 on the tongue respectively. However, neither is absolutely correct, though near enough as far as the cuts are concerned. The greater deviation being in the hip for the square-cornered building. It lacks .0295 of being 17 inches and represents the run of the hip to a 12-inch run of the common rafter. Its true length being 16.9705 inches, this is the length from which we have reckoned for the lengths of the hips instead of 17, as is the usual custom. This may seem a trifling difference, and so it is in a short run and low pitches; but suppose it is for iron construction. To begin with, the shortage of each foot in run with the common rafter is .0295 of an inch; added to this the gain it would have in the pitch, which would be .015 of an inch by the time it got up to the full pitch for the common rafter; and this added to the .0295 to start with would be a difference of .0445 of an inch to the foot in run with the common rafter. Now suppose the run to be 18 feet; $18 \times .0445 = .81$, or 19-24 of an inch difference; or, if no account was made of the gain in pitch, the .0295 of an inch in the run would amount to over half an

inch in the length of the hip alone. This is a common error and while it is not much and probably would never be noticed in wood construction, it is well to know this discrepancy and guard against it when the occasion demands, and for that reason we give the correct amounts. The shortage in the octagon is not so pronounced. Instead of it being in the run, it is the tangent that is lacking the same amount, it being 4.9705 instead of 5 inches. This coming as it does cannot affect the length of the rafter nearly so much as in the above.

We explain this shortage better by referring to that part of the illustration in Fig. 55 showing the plan of a combination square and octagon frame with the heel of the steel square resting at the center. From this it will be seen that the two outer circles catch the corners of the frame and seemingly intersecting the tongue at 13 and 17 and represent the figures to use on that member for the seat cuts, but the true length of the run of the hip is 16.9705 and that for the tangent of the octagon is 4.9705.

In connection with this illustration we also give a table of decimal equivalents to the one-twenty-fourth part of an inch for convenience in finding their value in common fractions.



Concrete and the Bricklayers

Certain obvious advantages connected with the use of concrete instead of wood and brick for buildings of all kinds have persuaded a good many builders to employ it, with its modern improvements, for factories, apartment houses, stables, garages and cottages. So determined is the demand this year that those architects who have mastered the science of reinforcing concrete with iron and steel can scarcely accept all the commissions offered. Already the bricklayers and masons have taken alarm lest the new fashion in building materials should affect their labor market. Recently there was a call on their leaders to put a stop to a "fad" which might seriously interfere with their power over the building trade. And there is some reason for their anxiety.

The tendency of wood and brick to rise steadily in price and that of cement, the dearest ingredient of concrete, to fall, point to an economy in this material which builders cannot fail to see. Just now complaints are heard everywhere that men of moderate means cannot afford houses even in the country, owing to the extraordinary rise in cost of labor and materials.



A little systematic observation is of more value than a great deal of surface knowledge and enthusiasm.



Just because a rolling stone gathers no moss is no reason why a man should become a fossil.



It takes more than a derrick to raise hopes.

Farm Buildings

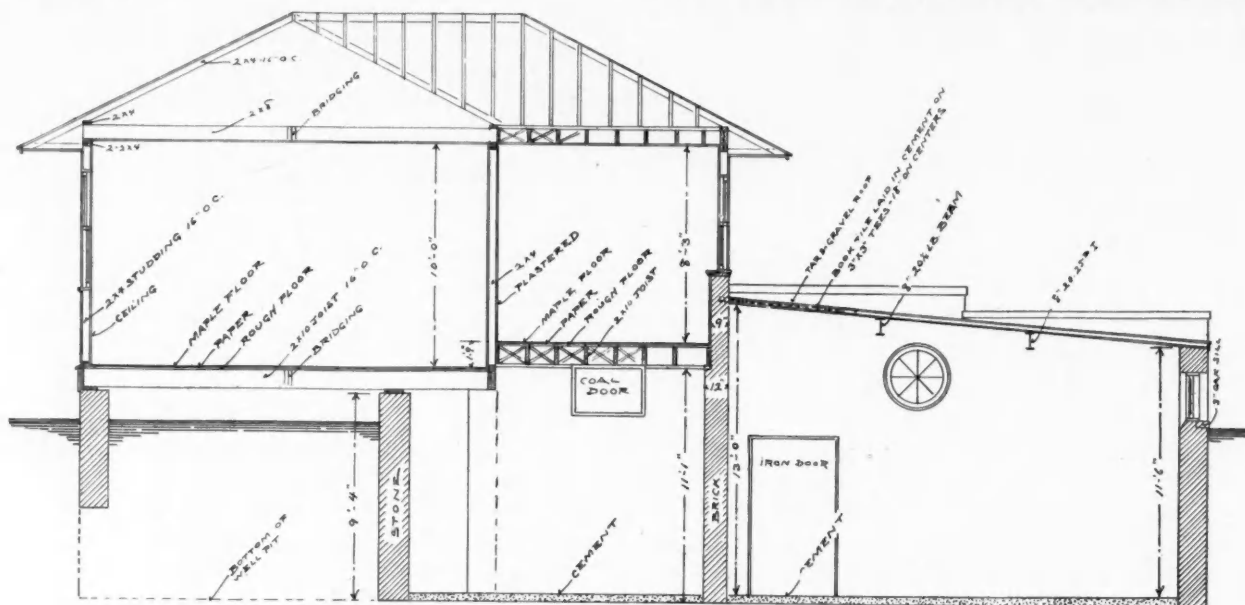
HENRY H. NIEMANN

Power House for a Farm


WELL EQUIPPED WITH ENGINE AND MOTORS TO HEAT AND LIGHT THE ENTIRE FARM—FURNISHES POWER TO RUN ALL NECESSARY MACHINERY—DRAWINGS SHOWING CONSTRUCTIONS

THE drawings and photograph here shown will give the reader a good conception of the power house of the George B. Robbins farm and will, no doubt, be interesting to the mechanics of rural buildings.

This building gives shelter to the various mechanism which furnishes the power, light, water and heat to the different buildings of the farm and thus becomes one of the most important buildings. Its engine room is equipped with a powerful Westinghouse,



SECTION SHOWING FRAMING OF POWER HOUSE

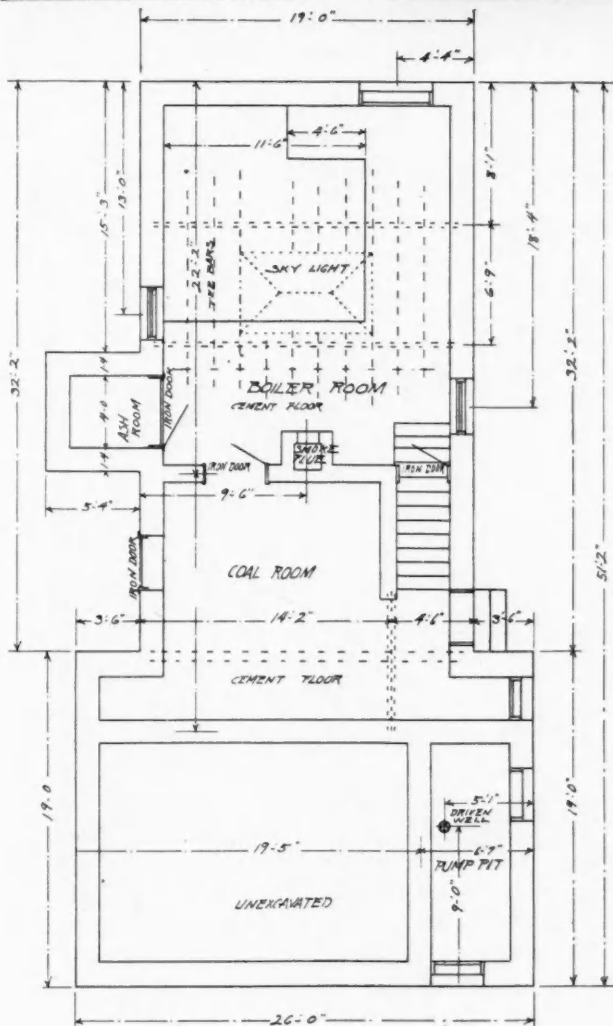



EAST ELEVATION OF POWER HOUSE FOR MR GEORGE B. ROBBINS. TRUSSALE, ILL.

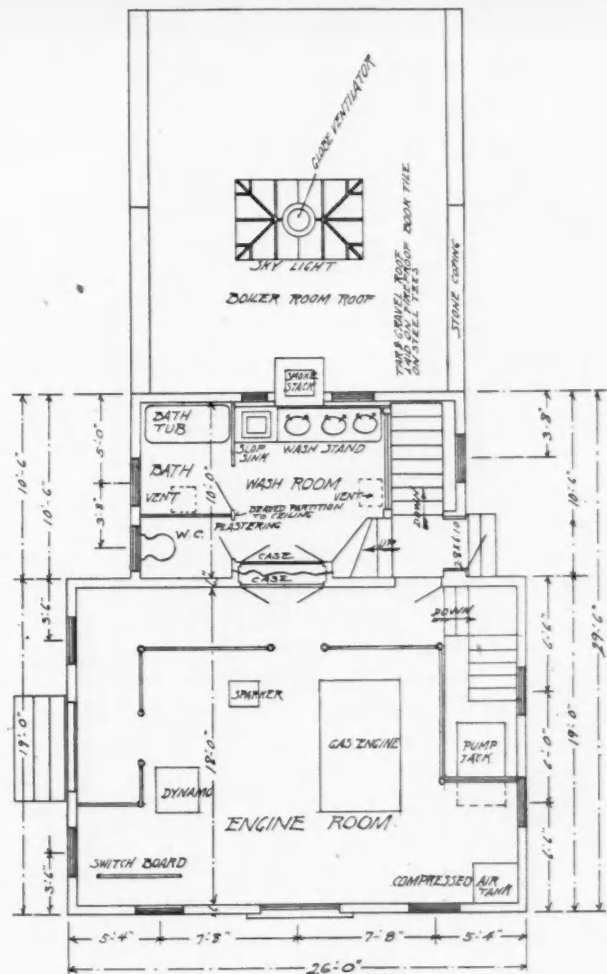
three cylinder, gas engine which supplies power for pumping water and generating electricity for light and power for the various small machines such as cream separator, churn, ensilage cutter, grain elevator, ice hoist and for many other purposes about the farm.

The various electric circuits are controlled by a modern marble switchboard, from which the wires run up to the ventilator on the roof of the building and from thence to the different buildings, supplying them with incandescent light and power.

The pumping apparatus supplies water from a deep driven well to two large pneumatic pressure storage tanks. The soft water supply is pumped from large cisterns with a total capacity of 700 barrels into another pneumatic storage tank; the three tanks supply the various buildings with cold, hard and soft water,



BASEMENT PLAN OF POWER HOUSE



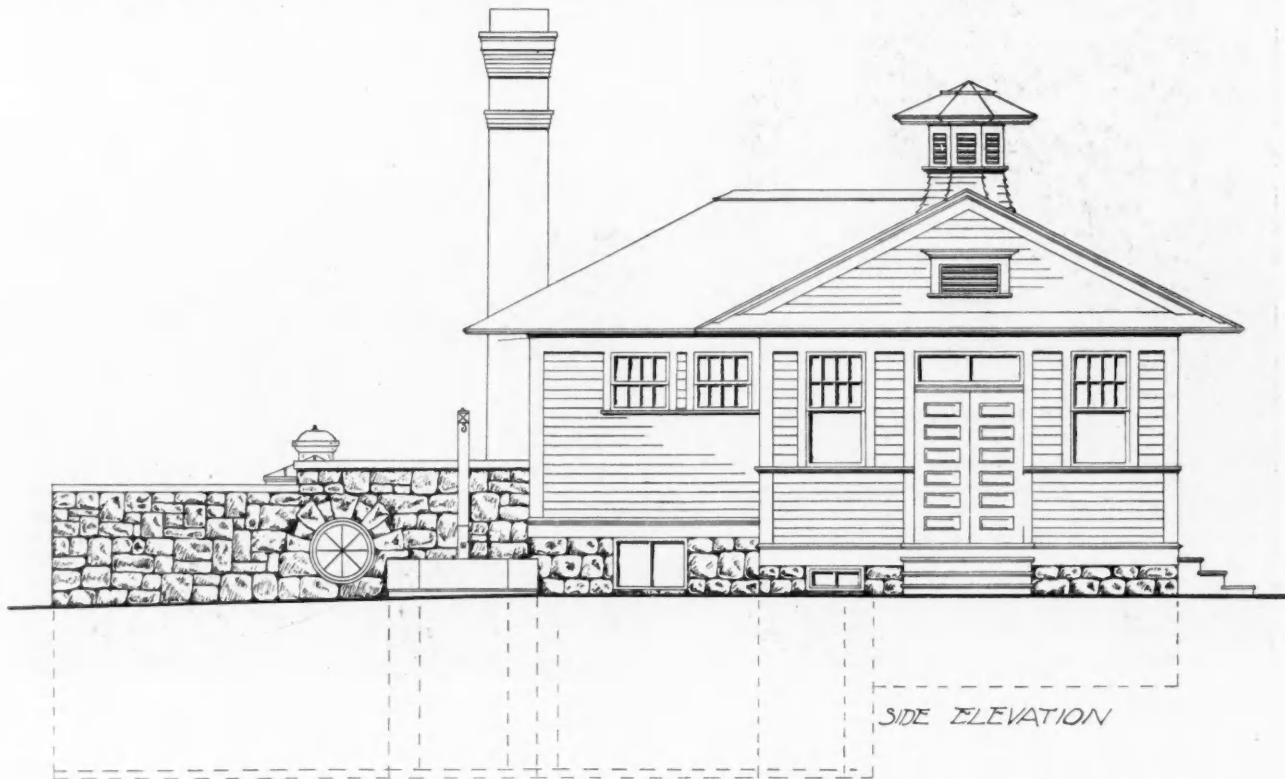
FIRST FLOOR PLAN OF POWER HOUSE

having a pressure of about 80 pounds per square inch and a capacity of 27,000 gallons.

The boiler room is of fireproof construction, having stone walls and a ceiling of book tile laid on steel T bars, bedded in cement; this ceiling also forms the

sterilizing oven, creamery, laundry and other purposes.

This building is connected to the other buildings with a network of pipes run through underground conduits which contain hard and soft water, hot and cold water and steam supply and return pipes. Be-



roof which is of asphalt and gravel. The boiler room is built partly below ground so that the steam return pipes from the various buildings will slope back to the boilers. Both boilers are of the high pressure, fire-box type; the larger is of sufficient capacity to heat all the buildings in the coldest weather and the smaller to furnish high pressure steam at all times for the

tween the boiler room and engine room is the toilet and wash room for the employes of the farm. Under this wash room and under part of the engine room is a large basement for coal and fuel. The exterior of this building is very pretty and from an architectural point of view it is in harmony with the other buildings.

Public Library Building

BUILT SO AS TO BE A CREDIT TO THE TOWN—ARRANGEMENT OF ROOMS AFFORDS GREAT CONVENIENCE IN DISTRIBUTING BOOKS

WE HERewith show the perspective and floor plans of a public library built in South Haven, Mich., during the past year. The architect for the same was Albert R. Ross and the contractor J. L. Simmons. The building is forty by fifty-four feet and is constructed of Bedford cut stone. This gives it a rich imposing appearance and makes it one of the finest buildings in the town. The roof is of slate. The floors in the vestibule and stair hall are in mosaic. The interior woodwork is finished in black and the walls are appropriately tinted. In the basement is a large hall which can be used for different meetings. The toilet rooms are also located here and the heating and storage plant. The building is heated with hot water. The first floor is divided into the stack room, main reading room, reference room and

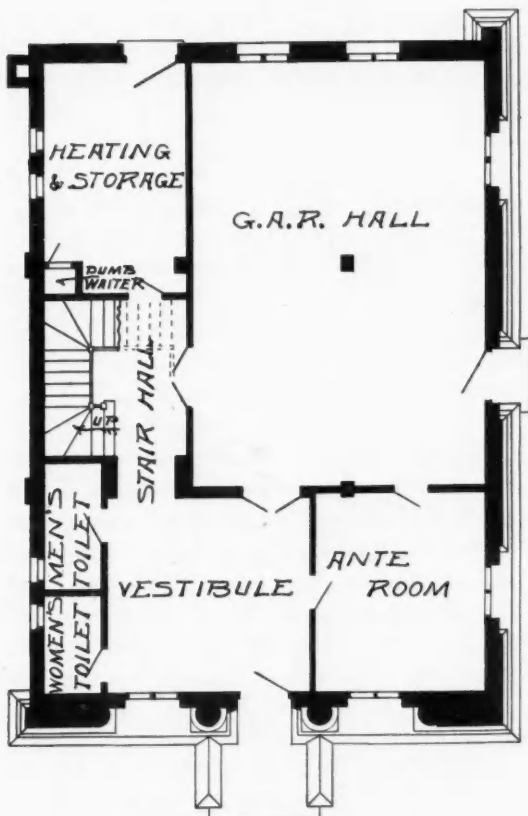

delivery hall. There is a large table at the entrance of the stack room, where the books are given out.

The total cost of the building is \$12,500.

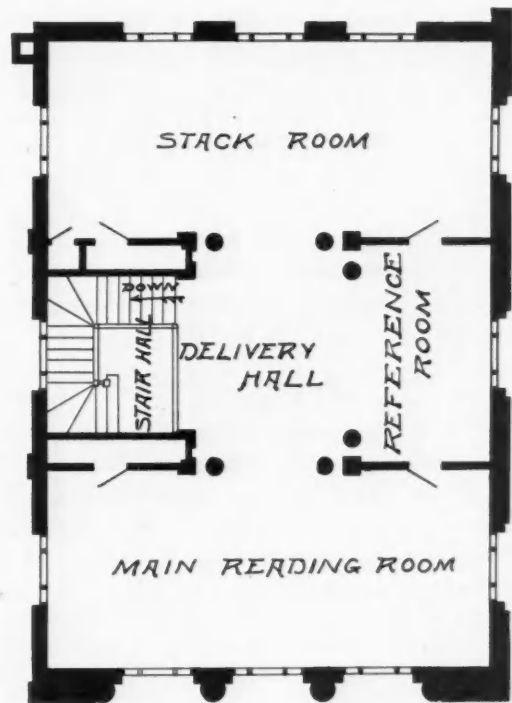


Brazilian Woods

A German consular officer, writing to his government, points out the enormous possibilities of Brazil's forests and calls attention to the fact that an American company, with \$5,000,000, is beginning to exploit some of the best regions. He assigns as a reason for the backward state of the lumber trade the fact that communication with the woods was bad, freights and wages high. The new company hopes to overcome all these by the application of modern transportation and milling methods.



PLAN OF BASEMENT



PLAN OF FIRST FLOOR



PLANING MILLWORK

J. CROW TAYLOR

Care of Small Band Saws

IMPORTANCE OF SETTING AND FILING—AMOUNT OF STRAIN TO PUT ON A SAW OF ANY GIVEN WIDTH—
CAUSE OF VIBRATION AND HOW TO REMEDY IT

IN THE care of small band saws, while the subject of brazing has been discussed first, it is in order to remark that skill in the art of preventing the necessity of brazing is just as important as to be able to do the brazing when it is needed. Saws will eventually give way and crack from continued use even with the best of attention, but there are many more brazes caused by lack of proper attention to the saw while in operation than from the metal just naturally giving out. The first item of consideration, of course, in the proper maintenance of the band saw is that of setting and filing, a matter which should not require any extensive treatment here, because the same theories and practices that obtain in fitting hand saws apply also to band saws. There is the one difference that the band saw is used indiscriminately as a rip saw and crosscut, but as most of the work is in the nature of ripping, it is generally treated as a rip saw and filed square, with spring set in the teeth, just as you put it in your hand rip saw. There is a difference of opinion as to the kind of set to use in this work, but if you have a Morrill set for your hand saw you can very easily adjust it and make it do good service in setting band saw blades. There are some instances where a heavy lot of crosscutting is to be done, where it might be advisable to file the teeth a little fleaming, just as you would your hand crosscut saw, but for general purposes file your band saw square. The saws should be jointed, of course, and preferably jointed while on the machine, which can be done while the saw is in motion with a piece of emery or grindstone. In the matter of the size of tooth, number of points to the lineal inch, it is a little difficult to give specific advice without knowing exactly the nature of the work in hand. But it is generally a good idea to have among your saws a variety in teeth sizes. For some work six or seven points to an inch are advisable, while in other classes of work three and four points are better, and on wider blades for resawing you may come down to two points. After using saws with one kind and then another kind of spacing for the teeth you will be able to determine for yourself which gives the most general satisfaction for the work you have, and that is about the only way to get at it right.

Tension of a Saw

When you put a saw on a machine you will find that the most difficult question to come to a definite conclusion about is tension. Training it on the wheels so

that it will run straight and stay back against the guide without pressing too hard and straining is all very simple and a correct idea which should be very easy of attainment. But, when it comes to tension, there is nothing very positive to go on. Practically all band saw machines are provided with a hand wheel and screw for raising and lowering the top wheel to take in varying lengths of saw blade and enable one to tighten the saws up to whatever tension may be desired. The earlier types of machines had spring tension devices, but the later types have a weighting device for putting tension in the saw, the weight being made to slide in or out on a lever, and thus put more or less tension in the saw. While this is an improvement over the old designs, there is nothing in any of them to give one a clue to just how much strain to put on a saw of any given width. The only thing to do is to use your own judgment and work with this idea in view: You want to put just as little strain on the saw blade as is necessary to make it run steady and stand up to its work. In other words, you should guard against over-straining your saw, because it is not only hard on the saw, but makes the machine run heavy and sometimes causes heating in the journals. The saw, if run too slack, will show a decided tendency to shake and chatter in the guard block on the back side of the machine. The chattering tendency being governed somewhat by the general condition of the machine itself, but a little practice and a little experimenting will enable you to tell with a reasonable degree of certainty when you have got strain enough to make your saw run steady. When you get that it is generally enough.

Cause of Vibration

If you have trouble with vibration in your saws and in your machines, try to locate the cause and remove it, for this is one of the hardest things on both machines and the saws. See that the machine is setting steady and is free from vibration contributed by other parts of the factory. Then examine the wheels and see if they are true and round on the face. Sometimes when rubber bands are put on the wheels to act as cushions to the saw blades they are not evenly stretched, and as a result, the face of the wheel becomes lumpy. In the case of lumps on the wheels dress them off. This is easier said than done, but it can be done. Some people fasten a piece of sandpaper on a block and hold this against the wheel while it is in motion; others

take a file or rasp and get a rest for it so that they can bring its face or corner in contact with the surface of the rubber while it is running and smooth it off in this way. There is really no perfect way for doing the work, for rubber is one of the most difficult things to work with tools and cannot be easily turned off with a turnnig tool like one would turn wood. With the faces of the wheels trued up, if there is still vibration, the chances are that one of your wheels is out of balance and should be attended to. This contingency does not arise very often, however, for most wheels are put in balance in the factory before sending out, still it will be well to bear it in mind, for if they are out of balance they will never give satisfactory service till balanced up.

Some day, in the course of events, you will likely discover that there is something wrong with the top wheel. There will be a flapping and thumping that will finally resolve itself into the fact that the rubber band on the top wheel has come loose from a section of the wheel rim and is impelled by the centrifugal force of the wheel in motion to swing out when it is released from under the saw in front and flapping back again when it comes in contact with the back side of the saw again. Then you will begin to wonder about band saw wheels and rubbers. Big band saw machines for sawmills carry their saws right on the iron face of the wheel, but the saws are trained so that the teeth extend beyond the edge of the wheel, a thing which is not practical in the operation of a small band saw, so the small band saw rig is provided with a flat soft rubber tire on the wheel to form a cushion for the saw teeth so as to not take out the set and dull the teeth. It is a simple thing, but this little rubber band can cause you lots of trouble when it begins to come loose, and it is a strange fact that it is nearly always the top wheel that comes loose first. Just why this is has not been satisfactorily explained, but it is a pretty generally recognized fact just the same, and the chances are your top wheel will use nearly two rubbers to your lower wheel one.

Putting on Rubber

When your rubber comes loose strip the machine of its saw, take the wheel off and examine its condition. If the rubber is badly worn the best thing to do is to order a new one. If it is not worn badly, however, then there may be a chance to reset it and get good service. Sometimes you may take a piece of sandpaper and clean off the face of the wheel under the loose section of rubber, take some glue and glue it down again and it will stand. Oftener it becomes necessary to take the rubber all off the wheel, clean both the rubber and the wheel and then put it on again just as if you were putting on a new rubber. Now, a rubber band for a wheel, whether new or old, should have to stretch considerably in putting it on the wheel, otherwise it will be very difficult to hold. If it does not stretch tight on the wheel, if your old rubber seems in view of this to be a little too long, cut and lap the

rubber, scarfing the ends back, say two or three inches. Cement the lap together with rubber cement and let it dry before putting on the wheel. To put a rubber on a wheel the most important thing is to get the face of the wheel thoroughly clean and absolutely free from all oily or greasy substances. Some resort to one thing and some to another for this purpose. Some use sandpaper and some use concentrated lye to cut off all grease, and then rub thoroughly dry with dry waste, and there are a number of other ways of doing the work, enough that you may choose your own method, bearing in mind the one fact that you want to get glue to adhere to the iron face. For holding the rubber on you can use any good glue, but the general shop practice is to use a good liquid glue. Cover the face of the wheel evenly and liberally with glue, then let two men get hold of the rubber band with all four hands, standing opposite each other, and stretch it on to the wheel, taking pains to get it stretched well and evenly all around. Sometimes it may become necessary to use some rods or sticks in the form of levers to assist in this work, but generally two men can stretch a band on a wheel. Go over the wheel carefully at once, before the glue sets, and adjust every part of the rubber so that it is on the wheel evenly, and press it against the face all around with the hands so as to get it settled down firmly all over. Then let it lay for twenty-four hours before putting it on the machine.

After you get through with putting the first rubber on you will wonder what it is that makes them come off, and be in a humor to take steps to guard against it, because new rubbers cost money, and it takes time and work to put them on. There are different causes for rubber coming loose, but probably the most general cause is from the use of coal oil on the saw, or from moisture, which may come from various sources, including sawing of green or wet material. Either of these will in time cause the loosening of glue joints, and while it is not possible to entirely prevent them one can guard against it to some extent. The use of coal oil on the saw is good for the saw, especially where one is cutting yellow pine, or any wood with resin in it, because it is one of the greatest cleaning agents we can get hold of, but it should be used judiciously and in as small quantities as possible, for while it is good for the saws, it is hard on the rubbers. In other words, don't be sloppy with it. Use it whenever you need it, but be nice about it.



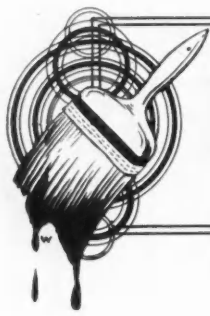
Applause for our efforts is the incentive that often helps us to the highway of accomplishment.



We would never fully realize how great some people are if they didn't tell us.



Don't try to be whole-souled in a half-hearted sort of way.



PAINTING

EDWARD HURST BROWN



Painting the New House

WHAT WOOD FILLERS CONSIST OF—WHY BENEFICIAL TO INTERIOR FINISHING—HOW TO PREPARE AND APPLY—PREVENTING THE DARKENING OF THE WOOD

BEFORE considering the actual work of the preparation of the surface for finishing and of the actual application of the varnish or other finish which is to be used, we should take up briefly a class of materials upon which much of the beauty and durability of the subsequent varnish structure depends—the wood fillers, and the surfacers or first coaters.

For the preparation of all open grained woods, such as oak, chestnut, ash and the like, in all cases where a smooth surface is desired, it is necessary to fill up the open grain of the wood with a hard, transparent substance, which should not be acted upon by the tannin or tannic acid contained in wood of this character, and which should be chemically inert in regard to the varnish that is to be applied upon it.

If varnish is coated directly upon one of these open grained woods, it would sink down into the inequalities and would give a surface that was far from level, and even several subsequent coatings would still show traces of this irregularity. It is true that it might be possible to produce a perfect finish by means of varnish alone, provided much labor was used in rubbing down these inequalities with pumice, but it would be a tedious and expensive means of obtaining an end that is more directly reached by the use of a paste wood filler. This will give a smooth, hard and glassy surface, to which the subsequent coats of varnish will adhere firmly and upon which they can be made to lie in smooth, even films that will take but comparatively little labor to rub to a practically perfect surface, and upon which a high grade piece of polished work can be produced.

A paste wood filler might correctly be termed a paint, inasmuch as it is composed of a solid substance held in suspension by a liquid or vehicle. Paste fillers of all sorts have been put on the market, and many different materials have been used as the pigment base, from corn starch and potatoes to china clay, barytes or whiting, but the majority of these have little value. Vegetable substances will in time decay, while soft mineral bases, such as china clay or whiting are unfit for the purpose, being absorbent and taking up moisture from the wood and swelling. The best pigment base for a wood filler is very finely ground silex or quartz. When dry this is a white powder, but

when mixed with a quick drying oil varnish, by some curious and not exactly understood law of optics, it becomes transparent and remains so even after the hardening of the varnish film. One test of a good filler is to spread a little of it upon a clear white board and rub it back and forth with the blade of a palette knife for a few minutes. The silex being very hard and having a slight grit, although it should be ground so fine that the grit cannot be detected by the fingers, will wear away the surface of the palette knife very slightly yet sufficiently to darken the board. A filler that is not made of silex will show no darkening.

Only enough varnish should be used in the preparation of a good filler to form a sort of paste, and the filler must be thinned down to working consistency with turpentine just before it is to be used. It is applied with a short, stiff brush and rubbed well into the pores of the wood across the grain. It is not sufficient to simply apply the filler like a paint as some wood finishers do who care more about saving themselves hard work than they do about the quality of the finish. The filler should be allowed sufficient time to set; that is, for part of the turpentine to evaporate—when it is to be well rubbed across the grain of the wood with coarse burlaps or bagging. Some finishers use excelsior or curled hair, but these are not so good, as they have a tendency to drag the filler out of the pores. The filler must not be allowed to become bone dry before rubbing—as specifications sometimes mistakenly call for—or it will be impossible to rub it at all, or even to cut it down with sandpaper, for the silex and varnish will form a harder cutting surface than the glue and sand of the sandpaper. After rubbing, the surface of the wood must be wiped off with a cloth in order to remove any surplus filler.

It is often stated that the wood is so completely filled by one application of the filler that it would be worse than useless to give the wood a second coat. This, however, is denied by many experienced hardwood finishers, who make a practice of giving a second coat of filler, especially on oak, chestnut and ash. This second coat of filler lies upon the surface of the wood in a thin, smooth film, as hard as glass, and acts more as a surfacer than as a filler. While it is perhaps desirable to use it when the finisher understands how to apply this second coat of filler, it is

not well to specify it in competitive bidding for the majority of hardwood finishers would regard it as ignorance on the part of the architect, or builder, and if required to carry it out, would probably fail to produce the result desired because they were ignorant of the method of doing it.

Wood fillers are not only used for the purpose of leveling the surface of the wood, but they serve the additional purpose of bringing out more fully the beauty of the markings of the grain. To this end they are not only used plain, but they are stained or colored with various pigments. Antique oak is produced, for example, by darkening the filler for oak wood by the addition of burnt Turkey umber, in varying proportions; golden oak is made by adding Vandyke brown and black asphaltum varnish to the filler; Flemish oak is made by the addition of Vandyke brown, burnt Turkey umber and drop black and forest green oak requires a filler stained with lamp black and chrome yellow. Other woods, such as mahogany, walnut and ebony are usually filled with a paste filler that has been toned up to match the color of the wood. Many

beautiful effects can be produced by means of stained fillers, without any general staining of the wood.

Where a very light colored wood is to be filled, the oil in the varnish with which the filler is mixed might cause a darkening of the wood, if the filler were applied directly to the bare wood. Hence some finishers recommend the application of a very thin coat of shellac to seal up the pores and to prevent the oil from the filler from sinking into the wood and discoloring it. This would be necessary only in those cases where it is desired to avoid even the slightest darkening of the wood. For all ordinary cases the filler should be applied to the bare wood.

The use of a coat of linseed oil under a finish that is made up of varnish coats is strongly condemned as an oily undercoat will invariably cause subsequent coats of varnish to peel. In carriage and railroad car painting, where varnish is applied over paint, the colors are not ground in oil like house paints, but are ground in a peculiar kind of varnish known as grinding japan and are thinned to working consistency with turpentine.

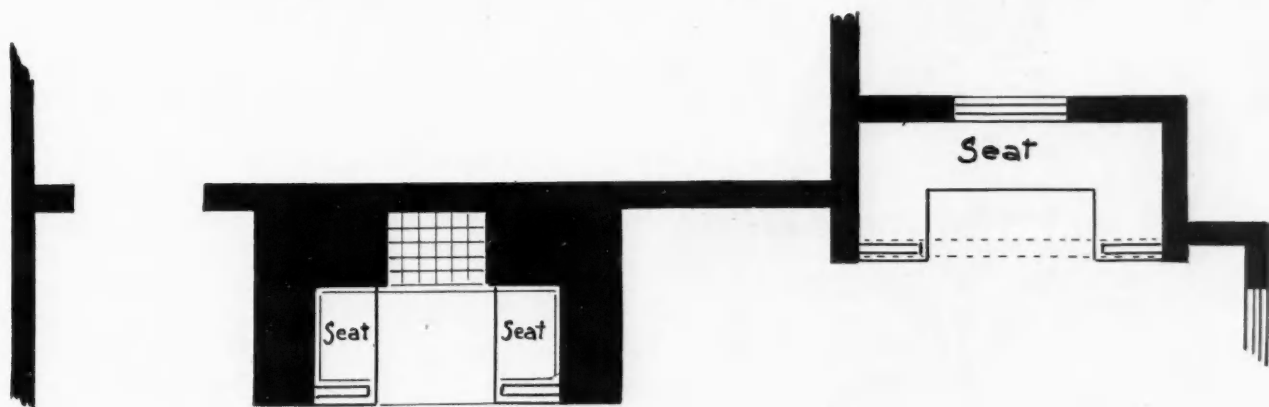
Hall in a Country House

DESIGNS FOR A COUNTRY HOME SHOWING THE LONG FULL CURVES—COMBINATION OF COLOR TO USE TO GET THE BEST EFFECTS

By Sidney Phillips

THE scheme of decoration suggested by the accompanying sketches is particularly suited for the hall in a country or suburban house, though it might also be adapted to a dining room or a den. To make it more intelligible, we show a sketch plan in order to illustrate the fireplace, with its inglenook and

design must be adapted to the shape of the room and the high panelled wainscot may be used independently of the fireplace or the window seat, or the arrangement of the apartment may make it necessary to have the fireplace on one side and use the bay window idea as a sort of cozy corner.



SKETCH PLAN

stone seats, that could be made very attractive with gay cushions, and the bay with its window seat and arched beam supported by quaint twined columns and brackets with a long and graceful curve. As will be noticed by an inspection of the details of the design, it is carried out in the spirit of the modern art, the moldings having long, full curves, with no small members or quirks to gather dust and dirt. Of course, the


The room is intended to be panelled for a height of from six to eight feet with strips of three-quarter-inch boards, about three inches wide and having rounded edges, forming long panels, eighteen inches wide. These are to be filled with a blue, gray or very light green buckram, which is pasted on the wall. In the upper part of each panel a decorative design is stenciled—shown in larger scale or the detail drawing—

either in a dull blue, a dark green or a dull red. Or an aluminum or gold bronze might be used for this stencil work. The latter would look specially well on

The cornice is of wood, and the ceiling hung with a plain buckram of the same color as the wainscot panels. An excellent effect would be gained by panel-



a background of light brown or tan burlap or buckram. The frieze is to be hung with a plain burlap of



a dull blue or green tone, making an excellent background for quaint steins or other pottery.

ling the ceiling with flat moldings, similar to the wainscot, making panels about eighteen inches square. Both on the ceiling and the walls the fabrics should be hung before the carpenter does any work putting up the moldings. This will obviate any difficulty with the edges of the material.

The woodwork is either of oak or ash, stained a forest green and finished with a wax finish, or it may be dyed a silver gray, using specially prepared dyes, or may be darkened with ammonia or bichromate of potash, and neutralized with vinegar before being waxed. Another way would be to make the woodwork of whitewood (poplar) finishing it either in pale green or in ivory enamel. The broad moldings used in the design with the long sweeps to their curves, are particularly adapted to an enamel finish, although they are also very effective in the natural wood.

The chimney piece is to be built of rough, hard bricks, selecting as much as possible those that are darkened and half glazed by the fire, so as to get a pleasing play of color over the surface. They should be laid up with wide joints of gray cement, the joints being scraped out with a rounded stick to the depth of at least a quarter of an inch. The inside of the fireplace, itself, may be either lined with cast iron or built up of brick or tiles. On the face of the projecting cheeks of the inglenook, a square of rough tiling or of rough art glass is indicated as set in. This feature could also be introduced over the mantel shelf

or on the sides of these cheek walls. The seats are to be made of flag stone or some similar material. The fireplace floor should be of glazed tiles, while the hearth in front, between the seats, should be either of brick or red unglazed tiles. Of course, the seats are of little use except for ornament, when a big fire is used, but ordinarily only a stick or two of wood will be burned—just enough to make a pleasant glow, while other means must be depended upon for heating the room.

If the size of the room permitted, it would be better

to make the inglenook from two to three feet wider than is indicated by the sketches. In any case it will be necessary to overcome the thrust of the low arch by running a half or three-quarter-inch rod concealed in the brickwork and coming out on the side of the cheek walls, where it terminates in a rosette boss or in an old-fashioned “S” or an ornamental device of wrought iron.

A leaded glass window, either in white glass or in opalescent colorings, in the bay, will add very much to the effectiveness of the room.

Constructing an Ordinary Stair

PLANS AND DEVELOPMENT OF THE RAIL ON A STAIR WHICH MAKES LESS THAN A RIGHT ANGLE TURN—SHOWING WHERE STAIR STOPS AT THE TURN AND WHERE IT CONTINUES BEYOND

By Lewis R. Steinberg

WE HAVE in Figs. A and B the plans and development of the rail on a stair which makes less than a right angle turn. In the case of Fig. A the stairs continue beyond the turn, while in Fig. B the stairs stop at the turn and the

at the point 12. Line 11-12 represents a line directly over and parallel to line 8-6, the point 12 being directly over the point 6. Now draw in the required curve tangent at the points 9 and 12. The bevel for both ends will be the angle 13, 14 and 15.

Fig. B is constructed very similarly, except that the landing begins with riser 2 and that the rail is level beyond the turn. The height of the level rail is usually several inches more than the height of the sloped rail above the tread at the riser. When the pitch line is drawn, the level continuation of this line is drawn as far above the landing as the above-mentioned difference in height of rail is found to be. Then project the points 3, 5 and 6 to the line of rail, locating respectively the points 7, 8 and 10. At 10 erect a perpendicular to the pitch line 14-9, and with 8 as a center and 8-17 as a radius describe an arc cutting the per-

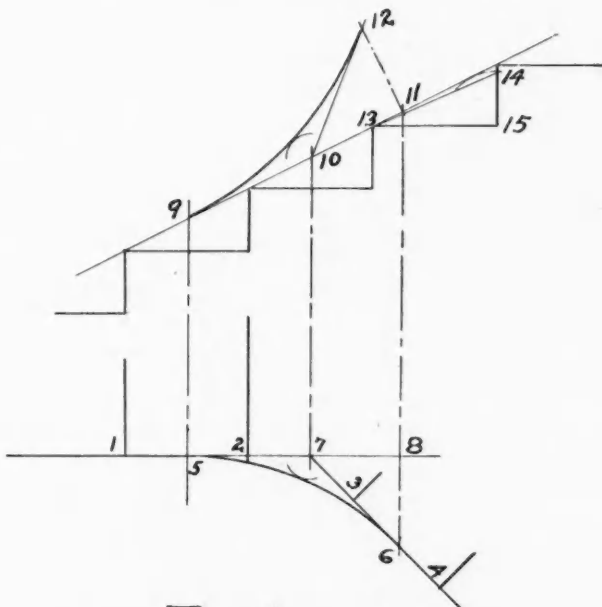


FIG. A.

rail continues level. In Fig. A the pitch of the rail is the same throughout for the reason that the risers 2 and 3 are taken one-half a tread from the point 7. If this spacing is changed there will be a change of pitch at this point.

To construct Fig. A draw the plan with the risers 1, 2, 3 and 4, locating the end of the curved piece of rail at the points 5 and 6. Then draw the elevation of the treads and risers to find the pitch line 9-11. Then project the points 5, 7 and 6 to the pitch line, locating the points 9, 10 and 11. Now in the prism the points 9, 10 and 11 will be vertically over the points 5, 7 and 8, respectively. Then at the point 11 erect a perpendicular, and with a radius equal to 9-10 and 10 as a center describe an arc cutting the perpendicular 11-12

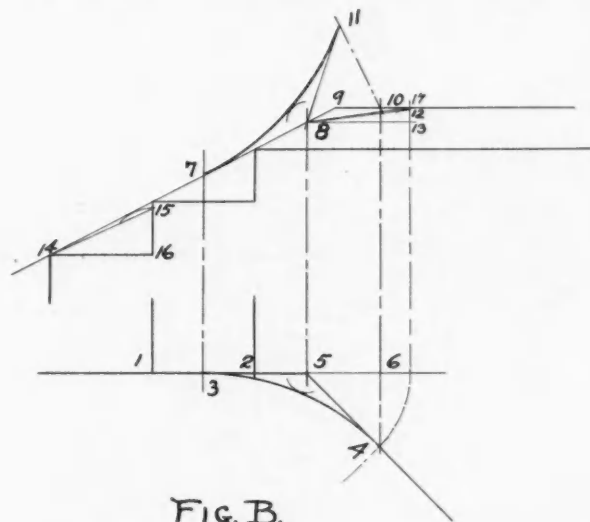


FIG. B.

perpendicular at 11, connect 8-11 and draw in the curve tangent at 7 and 11.

Each end will have a different bevel because there is a change of pitch in the rail. The bevel for the end at 7 will be the angle 8-12-13, and the bevel for the end at 11 will be the angle 14-15-16.

These figures, and for that matter all the figures in

these articles, may be so cut and folded as to bring the different parts of the drawing into their relative positions. By cutting Fig. A along 8-7 to 7 and 11-10 to 10 and folding on 1-7, 7-10 and 9-10, always folding

towards you, the problem will become very clear. Similarly with Fig. B, cut along 5-6 to 6 and along 11-8 to 8 and fold on 1-5, 5-8 and 7-8, observing the same direction as in Fig. A.

Drawing Lessons for the Carpenter

MAKING THE ROOF PLAN AND FRONT ELEVATION—DETAILED DESCRIPTION OF HOW TO DRAW THE VARIOUS PARTS—WHAT TO DRAW FIRST

By A. W. Woods

IN OUR last lesson we gave the foundation and floor plan of our subject. In this we give the roof plan and front elevation. The point of sight in a roof plan is from above, showing the location of the ridges, hips, valleys, dormers, skylights, chimneys and anything else that is in connection with the roof.

As long as the slope given the roof, that is, the same incline, the hips and valleys will rest at 45 degrees

in black and white. The accompanying roof plan is for our subject. The dotted lines represent the outer line of the framework.

Now that we are satisfied that our roof is going to work out all right, we will start in on the front elevation. The first thing to do is to draw the section, as shown, showing the size of the timbers, height of story, pitch of roof and the projection of cornices.



FRONT ELEVATION.

from the edge of the plate (provided the building has square corners), consequently a change of pitch would make no difference in the plan unless there are different slopes given the roof; and in that case the hips and valleys would not rest at an angle of 45 degrees from the plates.

It is a good idea to show the gutters and also mark the size of the outlets. The tinner can then see what is wanted as to quantity, size, etc., and can figure accordingly. It will save many questions and possible mistakes by locating these things while the mind is on the work; in fact, everything where a misunderstanding is likely to occur, should be, as the saying is,

This will serve as a scale for the height, etc., from which to make the elevation. Now take a strip of paper and lay across the front of the floor plans, and on it locate the corners, doors, windows and porch columns; then lay this strip on the drawing paper and locate the above points on same. Use the blade of the T-square for all parallel ruling, and the set square or triangle for the vertical ruling, as referred to in Lesson I.

The frieze forms the top of the window and door heads and should be calculated accordingly. The interior doors should correspond in height with the outer openings, so as to give a uniform finish through-

out. In figuring the openings for windows, allow four inches in width and six inches in height in addition to that allowed for the glass. It is the custom to give the width of all openings first. This is im-



portant, as the mill man will know at a glance which way the sash are to be made.

Draw the porch and railings complete before drawing the window and door that are in connection with same. In our next lesson we will take up the other elevations and follow with the detail drawings.

Patience and practice are the main essentials required in this work.

Kiln Drying of Wood

Drying is an essential part of the preparation of wood for manufacture. For a long time the only drying process used or known was air drying, or the exposure of wood to the gradual drying influence of the open air. Kiln-drying, which is an artificial method, originated in the effort to improve or shorten the process. By subjecting the wood to a high temperature, or to a draught of heated air, in a confined space or kiln, time is saved and a certain degree of control over the drying conditions is secured.

There are two points in the manufacture of lumber at either of which it may be kiln-dried. With softwoods, for instance, it is a common practice to kiln dry the lumber at the sawmill before it is shipped. This practice, however, is ill adapted for hardwoods, in which it would produce such checking and warping as would greatly reduce the value of the product.

In practice, therefore, hardwoods are more or less thoroughly air dried before being placed in the kiln, where the residue of moisture may be reduced to between 3 and 4 per cent, which is much lower than is possible by air drying only. Yet another practice obtains in the case of a few woods which give up their moisture very slowly. With these woods, of which cypress is an example, the kiln is resorted to both at the sawmill and at the factory where they are remanufactured.

* Kiln-drying is so important a process that a need is keenly felt for fuller information regarding it, based upon scientific study of the behavior of various kinds of woods at different temperatures and under different mechanical drying devices. In the effort to develop it to the highest efficiency, a variety of methods have been employed, but as yet these methods have not been carefully compared with a view to ascertaining which of them is best adapted to each special requirement of species or of manufacture. The Forest Service has begun a study of the dry-kilns throughout the country, first, to acquaint itself with the methods now in vogue, and second, to map out such improvements of the kiln-drying process as may render it in the highest degree satisfactory and profitable.

Mr. Frederick Dunlap, of the Office of Forest Products, in the Forest Service, who was assigned to this study, has during the past weeks inspected kiln-drying methods in the States of Indiana and Wisconsin, and in the city of Chicago. He found manufacturers disposed to aid the study by all means in their power.

In Indiana, a hardwood region, the prevailing method of kiln drying is based upon the use of steam pipes, which supply the dry heat required in the kiln. The pipes run on the floor of the kiln, and the lumber is placed over them. The radiated heat from the pipes dries the lumber. In Wisconsin softwoods are more widely manufactured and blower kilns are more generally used. In these air is pumped by means of a circular fan through a steam coil and so heated, and then passes on to the chamber in which the lumber is piled. After passing through this chamber, the air is sometimes returned to be reheated and sometimes allowed to escape.

In connection with the further study of kiln-drying processes, attention will be given to the value of the preparatory steaming of wood before the kiln-drying is begun. For this purpose work is planned in cooperation with firms which are interested in experiments to determine the value of steam treatment.

It's a waste of breath to tell other people not to waste theirs.

The value of experience depends on the after-effects.



Connections for Hot Water Boilers

SEVERAL SYSTEMS SHOWN WHEREBY WATER CAN BE HEATED—ORDINARY RANGE OR GAS RANGE USED—PROPER WAY OF MAKING VARIOUS CONNECTIONS

THE different ways of connecting a water front on any water heating device to an ordinary kitchen boiler, are governed, to some extent, by the conditions in each individual case by certain rules and laws which must be complied with.

In connecting a gas-heated water device, the connections should be made as shown in Fig. 1, which is known as a top connection—the particular reason being that it is possible, with a connection of this kind, to heat small quantities of water and to heat it quickly. The specific gravity of

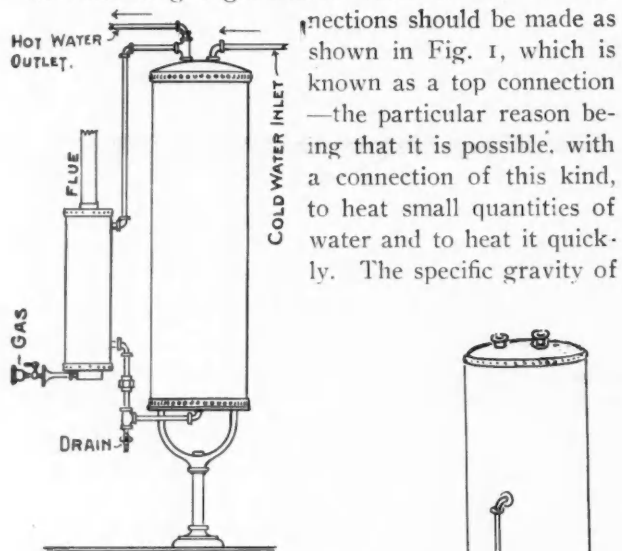


Fig. 1

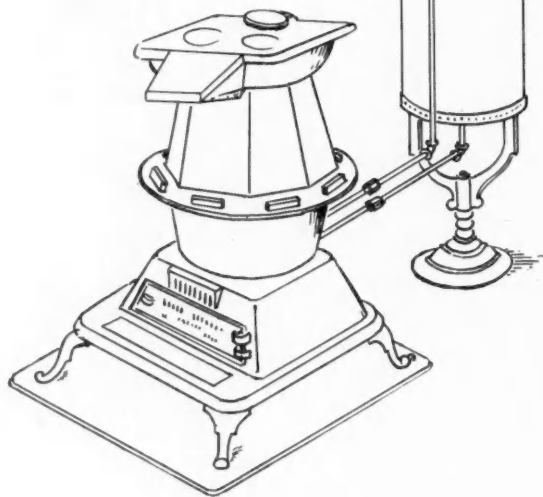


Fig. 2

hot water being less than that of cold water, the tendency is for the hot water to remain at the top, and with a connection of this kind, hot

water can be drawn within five minutes after lighting the gas—the great advantage being the economy of fuel and time. A gas-heated water device should always be connected to a flue.

When connecting a kitchen boiler to a water front in a range, the connection should be made as shown in Fig. 2. As the range fire will probably be kept burning all day, the question of fuel economy is not to be considered—the advantage of a connection of this kind is that it gives a large body of water from which to draw at all times.

In Fig. 3 we show the "Brook's" system, which is a method of connecting and piping range boilers. It does away with the unsightly lead or iron pipe connections and pipe boards on the kitchen wall, and saves much time and expense. Before turning water into the boiler from the cold water supply, the valve is closed at "R." This valve should always be kept closed except when the boiler is to be emptied.

Cold water enters the boiler through valve at "A" and passes up through the pipe at "B" to the top of the boiler, where at "C" the direction of the flow is reversed by a casing or outer pipe and the water flows down and out into this pipe at "D." Since the water is thus directed down by the casing, its inclination is toward the outlet at "E," where it leaves the boiler, flowing through the valve into the pipe "F," through the water front, where it becomes heated, returning to the boiler at "G," where it enters and passes in and up through the pipe at "G H K" into the top of the boiler, entering in an upward direction at "K" and being naturally deflected toward the other side by the top, which it strikes, and finds an immediate outlet at "L," whence it passes downward and out at "M" for use.

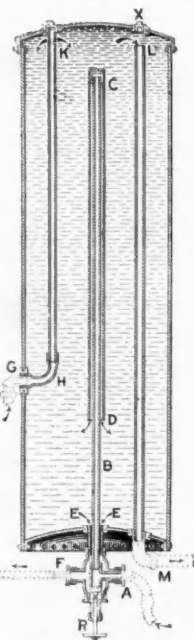


Fig. 3

The only connections which are necessary to make,

are at "F" and "G" and at "M." The outlet at "A" is the drain pipe.

drain out through the open faucet, or, in other words, the supply pipe is made to serve as a draw-off, an

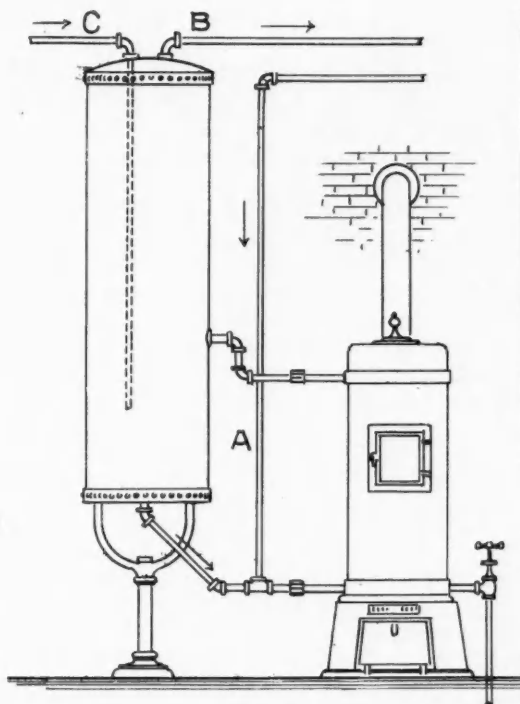


Fig. 4

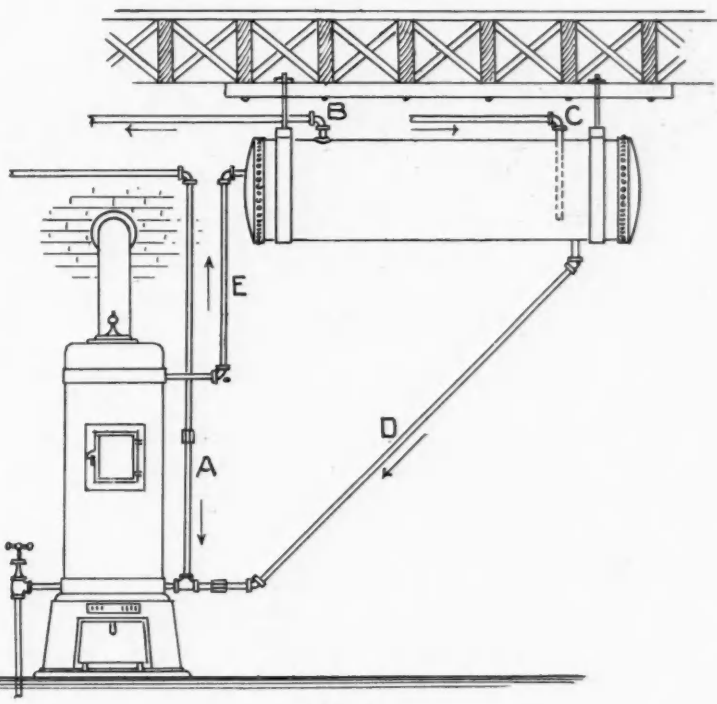



Fig. 5

To drain this boiler, shut off the supply, open the valve at "R" and loosen a plug at the top of the boiler,

arrangement far more sanitary than the old custom of connecting the service pipes with the sewer. The valve at the bottom of the boiler is very simple, and yet, is the kernel of the whole matter. It can be taken apart and pipes disconnected with perfect ease, making it a very easy matter to clean them.

Connections to vertical and horizontal boilers, when connected to independent water heaters are shown in Figs. 4 and 5.

Another device recently put on the market, is a combination reservoir and heater. This heater is unique in construction of water compartments inasmuch as all surfaces are exposed very advantageously to the flame. The central water compartment being directly over the flame and the pipe which carries hot water to the top of the tank enables it to supply hot water within a very short time. The gas supply is regulated by a thermostat, which automatically decreases the flow of gas when water is heated and automatically increases the flow of gas as soon as the hot water is drawn from the tank. Two clusters of blue flame gas burners, which are independent of each other, and can be used separately or both at the same time, furnish the heating medium. The advantage of this boiler, outside of the economy of fuel consumption, is that it requires little space for the installation and a great saving in the piping. Again the automatic gas regulating feature prevents the boiler from becoming over-heated and from its subsequent dangers, as the temperature of water is maintained at about 170°.



Combination Reservoir and Heater

then by opening a cold water faucet in the basement (say, the laundry) for instance, all the water will

In the sectional cut shown here, we show a steam coil whereby the water can be heated with steam, in case it is installed, where steam is available.

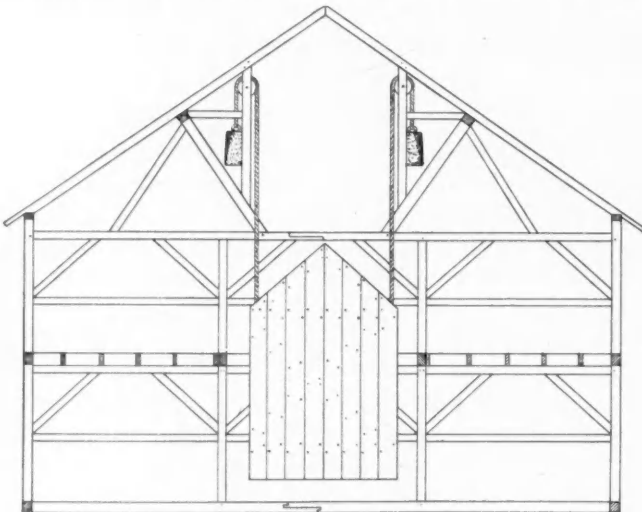
Correspondence

Hay Door in Barn

To the Editor:

Pittsfield, Ill.

I am sending you the plan of a hay door which I built in the gable of a barn. I never saw one before, but it worked so well that I have made three more like it. They are eight feet wide and extend from the cross tie to the peak of roof. I notice most carpenters hinge them at the bottom. Just imagine a door eight by thirteen hinged at the bottom—when it is open, the top is down. What a nice job it is closing it. If you make it in two parts it will not open back on account of the roof. Now you can decide for yourself which is the better way. I use two by fours for battens to nail the



door boards onto. You can have the weights run down on the outside of building if you wish, but it does not look so well. Where you put them on the inside you have to box them in, or they will not work when the mow is filled. Rope may be used on the weights, but I like a chain better. It is rat proof inside and the weather does not affect it on the outside. The best weights are made of concrete, which can be moulded in any desired shape, and does not take much bulk to make a heavy weight. A good fastener can be made by bending a rod in the shape of a staple. It can be moulded right into the weight, and will never pull out. The door can be hooked at top and bottom after it is closed. Hung in this way it is easily closed by one man. The pulleys can be mortised into door posts, or bolted onto sides with a board outside to keep the rope from running off. BEN JOHNSON.

Building Constructed of Deals

To the Editor:

Campbellton, N. B.

In the last number of your magazine I noticed in your correspondence column an article by Mr. Kidner, describing a building constructed of deals. I have come across buildings constructed in the same manner. I looked into the matter

and found that the price of refuse deals is three dollars, and deal ends two dollars and a half. These are used for foundations and basements for cheap houses. They are sometimes laid in mortar and last a number of years. I do not approve of these methods, and more modern and up-to-date houses are now being constructed. One building in particular that I have in mind was thirty by sixty feet. The basement was seven feet high, the first story eleven and the other two stories nine feet. Three-by-eleven-inch deals were used in the basement and the first story, while three-by-nine-inch deals were used on the top stories. They were well spiked together, and it would be an interesting problem for someone to figure out the number of feet of lumber in the walls of this building. W. H. WALLACE.

Dry Versus Wet Process

To the Editor:

Cleveland, Ohio.

My attention has been called to the article on page 758 of the January number of the AMERICAN CARPENTER AND BUILDER, undersigned by the American Hydraulic Stone Co., wherein they censure my article on page 641—December number. The amusing features are that I have been for years advocating the very method of proportioning they mention, and the American Hydraulic Stone is technically speaking made by the dry tamped system, which their writer undertakes to condemn. The Engineering News, which is mentioned as an authority, gave my articles on hollow block making preference over all their prize contest articles, but I had declined to enter the contest. The American Hydraulic Stone System is among our best, but the writer like myself has much room for improvement. FRED W. HAGLOCH.

Concrete Floor for Building

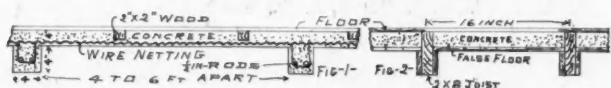
To the Editor:

San Marcos, Texas.

Will you please tell me the best way to fix a laboratory thirty-six by sixty feet? At one end will be center walls or sills twelve feet centers. I will want water, gas and drain pipes under the floor. What is the best size for joists, manner of putting them in, quality and thickness of concrete to make a good job? How can I fix the second story joist of a room thirty-six by sixty so as to avoid putting columns under, and will it do to use steel ceiling in a laboratory? The rooms above would have classes of sixty to one hundred in them at times. J. W. WHALEY.

Answer: To floor a building thirty-six by sixty feet for the purposes mentioned a live load of one hundred and eighty-five pounds per square foot will be a safe basis. The thickness of the concrete beams or wood joist is largely governed by the length of span. If posts every twelve feet is no objection then the first (concrete) floor may be built of concrete steel beams, eight inches wide and twelve inches high, crossing the building every twelve feet and spanning just twelve feet. Into these the four by eight-inch beams are built as shown in Fig. 1. The half-inch rods being placed two inches from the bottom and the wire netting (two-inch

mesh No. 10 wire) is placed one inch from the bottom of the four-inch concrete sheet. These beams are placed lengthwise of the building four feet apart and resting on or rather built in with the large beams just described. The iron in the

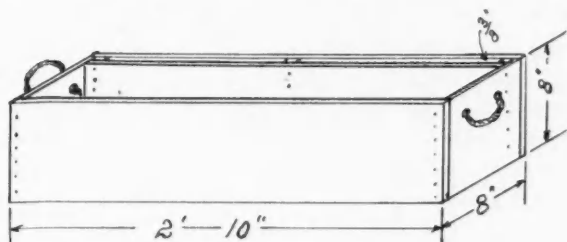


large beams are four rods five-eighths-inch thick, and all rods should be fastened with wire loops to the netting every three or four feet. The wood floor is nailed to wood strips two by two inches which are inserted into the top surface of the concrete. Fig. 2 is a section of flooring using wood joist, false floor and concrete for deadening and fireproofing suitable for your second floor. The concrete should be made of one part Portland cement, three parts sharp sand and three to five parts hard gravel mixed with sufficient water to become "sticky" and tamped hard in position. The longer the span the heavier concrete or wood is required.

FRED W. HAGLOCH.

Making a Tool Chest

To the Editor: Middletown, Ill.
This shoulder tool box I find very handy for all around purposes. The three-eighth-inch space makes an ideal place



for chisels, hatchet, etc. I used a bit gauge for boring mortises for locks, and the gauge was O. K., but got broken. I filed a small notch on the bit three and one-half inches from the cutter and find it very useful, and it is always in its place.

SAMUEL MORRIS.

Bisecting Angles

To the Editor: Sterling City, Cal.
Will you please explain in the AMERICAN CARPENTER AND BUILDER how to bisect the angle between brace and straining beam of a truss? There must be some rule for making this cut without working to a scale. I would also like an explanation of the best method of getting the length of a corner post for a tank tower where the batter is the same both ways.

J. W. FESCHER.

Answer: In the absence of a given example we will assume that the brace has a nine-inch rise or three-eighths pitch. The plumb cut for a brace of this pitch is at 12 on the tongue and 9 on the blade, with the cut on the latter. But since it must be cut to miter with the end of the straining beam the angle to be used on the steel square is at one-half that given for the plumb cut and intersects at four inches on the blade—the latter giving the cut. It must be remembered that the steel square is only a secondary instrument working in conjunction with that unseen but ever present factor "Degrees." In the case of the pitch of the brace 12 and 9 is used seemingly without any reference to the pitch in degrees, but they are there playing their part just the same. What is it? Answer: $36^{\circ} 53'$, and one-half of this is $18^{\circ} 26\frac{1}{2}'$ and falls at 4 on the blade as before mentioned. I mention these figures because they are the facts in the case. Now we will show how this angle may be readily found

by the use of two steel squares by crossing the tongues at 12 and resting with their edges in line with 9 on the blade of the other square. The point of intersection is at 4 on the blades and is the desired angle. In Fig. 1 is shown this angle in connection with the cut, while in Fig. 2 is shown the application of the square on both timbers to obtain the cut. If the brace was resting at half pitch then its degrees would be forty-five, and one-half of this would be $22\frac{1}{2}^{\circ}$ and would intersect the blade at practically five inches, and is in this case the same as for the octagon miter. Do not understand me to say that these figures are the only ones that will give the cuts. But I do say when other figures are substituted they must bear to one another the above proportions. The proper way to find the length of a corner post for a tower with an equal batter or pitch each way is to extract the square root of its run and rise. This, however, requires a mathematical solution that is quite beyond the average mathematician, it may be treated as for a hip, for such it is, and its length found by scale in like manner. Assume that the tower is twenty-two feet high and has a batter of two feet each way. Now by using the side of the steel square that is divided in one-twelfth inches we let the inches represent feet, the twelfths will then represent inches. Since the batter is two feet, the diagonal of two inches will represent the run of the post as shown in Fig. 3, which will be found to be thirty-four-twelfths or two and ten-twelfth inches, and this taken on the tongue represents the figures to use on that number. Then the length of a line from 2 to 10-12 to 22 will be the length per one-inch scale for the corner post. Therefore the variation of one-twelfth-inch would equal a whole inch in the length of the post. Its true length is twenty-two and two-twelfth inches, which is equal to twenty-two feet and two inches for the post.

A. W. WOODS.

Roof of a Barn

To the Editor: Ormstown, Que.
Please design a roof for a barn thirty-two feet wide by eighty-eight feet long. Beams will be two feet down on posts. How far from the side should the purlin post be set and how long?

GEO. W. SIMPSON.

Answer: I think it better in a roof of this kind to omit the purlin and interior posts as it will be so much better for the hay mow. In this case the plate is so near the floor that the rafters can be tied to the joists with a one by six on each side as shown in the sectional drawing. At the curb, fit in the angle a two by six block and extending between the one by six collar boards. Also nail a one by six board on each side of the block with the ends fitting square against the collar boards and covering the joint of the two by six rafters. At the peak, nail a two by eight cross piece on which to anchor the track for the hay fork. The rafters should be placed directly over the joists and should be two feet on centers. I have given the run and rise of each set of rafters and the pitches will be sixty and thirty degrees.

EDITOR.

Sawdust for Plastering

To the Editor: Walkerton, Ind.
In regard to the use of sawdust for plastering I must say it is very good, and can be worked with more ease than almost any other material as the weight is not so great and therefore does not pull off the plastering after it is once broken. I would be using it at the present time if sand was scarce, but at my present location I find that sand is plentiful and sawdust scarce. The proportions to use are about the same as sand plastering. At first it will be a trifle sticky, but it will not fall from the lath and will harden very nicely. I would recommend the use of Portland cement in mixing it; in fact, I do not believe any mortar ought to be used without plenty of cement.

WM. H. NIXON.

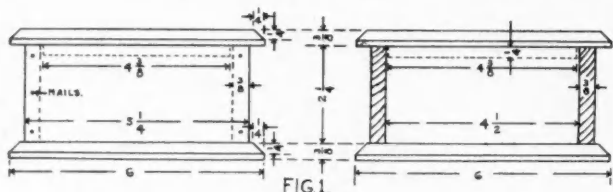
MANUAL TRAINING

IRA S. GRIFFITH

Something the Boys Can Make

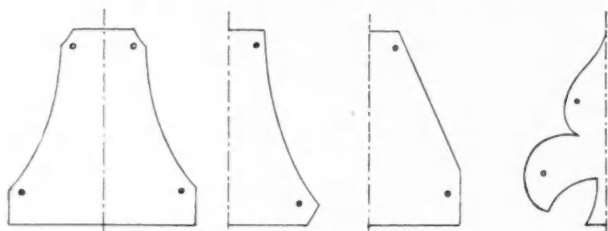
HOW TO MAKE A HANDKERCHIEF BOX AND A GLOVE BOX—KIND OF WOOD TO USE—VARIOUS OPERATIONS FULLY DESCRIBED

EFFORT is being made to describe from month to month objects which shall be of varying difficulty so that boys of varying ability may find suitable work. The handkerchief box, Fig. 1, and the glove box, Fig. 3, are constructed with the simplest kind of a joint possible. This kind of a joint is



but seldom or never used on small work of this kind commercially. Boys who can are advised to use the miter joint or any of the other corner joints in common use. The ornamental metal corner pieces serve to make the boxes of the less experienced workman quite satisfactory. A square butt joint well made is preferable to a more difficult one poorly made.

Both boxes are similar in construction. The handkerchief box requires two pieces, squared up to six inches square by three-eighths of an inch thick; two pieces two and one-quarter inches by four and one-half inches by three-eighths of an inch; two pieces two and one-quarter inches by five and one-quarter inches by three-eighths of an inch; and one piece four and three-eighths inches by one-quarter of an inch. Soft poplar, or white wood, as it is commonly called, will answer best for beginners. It will be a good plan to use stock which has been planed at the mill to



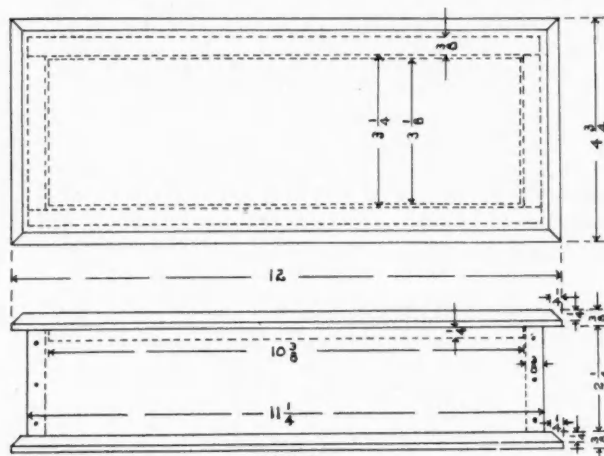
the required thickness if possible. This kind of stock is usually planed just a trifle thicker than the dimension given so that there is enough stock to allow the planing off of the mill marks with the smoothing plane providing the plane blade is set very shallow.

Mark the surface from which the mill marks have been planed XX for the working face. Plane an edge

straight and square to this surface and mark it XX for the joint edge. Gauge for the width and plane carefully to the gauge line, keeping the edge square to the working face while planing. Gauge for the thickness, unless the stock is of the correct thickness, and plane the remaining surface to the gauge line. Square knife lines around the four smoothed sides as near one end as possible. Plane to these lines. Measure for the length and square the other end, sawing if there is more than one-eighth of an inch of surplus stock. Use this order in preparing each piece.

It will be noted that the kind of corner joint used requires that two of the sides shall be longer than the other two by twice the thickness of the stock.

The upper sides of both top and bottom pieces have



a one-quarter inch bevel. In gauging for the bevels use a pencil gauge; that is, one that has a lead-marking point instead of the customary steel one. Gauge on the two edges and the ends, gauging from the working face, then gauge on the working face from the two edges and ends.

Sandpaper all pieces with fine sandpaper held on a block, being careful not to sandpaper the sharp corners off the bevels. Do not sandpaper the ends of the pieces which go to make up the joints.

Nail the side pieces—the longer pieces—to the ends using two or three small wire nails at each corner.

Mark the position which this framework is to have on the bottom piece using a try-square.

As it is rather difficult to nail the bottom to the sides and watch the mark at the same time, a good way is to

start several nails from the bottom allowing the points to come through slightly. The sides can then be located properly and pushed down on these points while the bottom is right side up. This will serve to

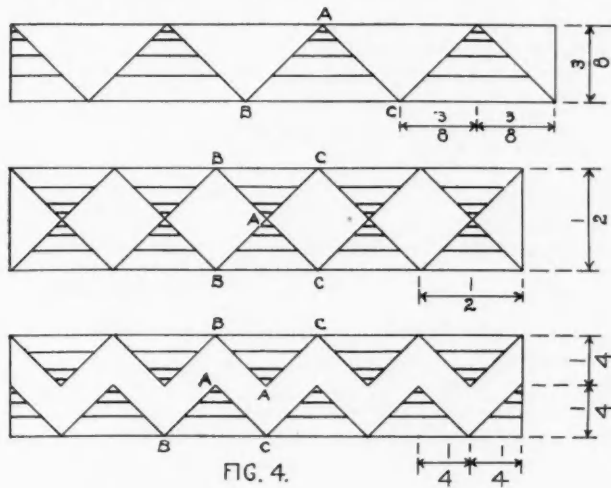


FIG. 4.

hold the parts in place when the whole is turned upside down for the finished nailing.

Care should be taken to locate the nails in the bottom that they will not strike the nails that hold the sides together.

The piece which holds the top in place is fastened to the underside of the top by means of four small screws one in each corner. It will be necessary to drill a hole through this under piece for each screw and to countersink so that the head may be flush.

To prevent warping, fasten these two pieces together so that the grain of the wood shall be at right angles one with the other. It is not good construction to do this, ordinarily, but with such small pieces the shrinkage is not sufficient to cause trouble.

Stain with some appropriate stain. Mahogany dye or acid stain, finished when dry with two coats of wax, brings out the grain nicely. Beware of varnish stains unless you are experienced in handling them.

The metal corner pieces may be made of very thin

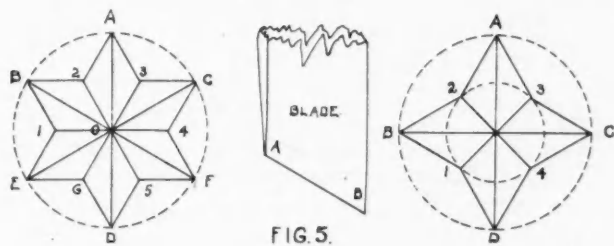


FIG. 5.

brass or copper. As these boxes are intended for beginners, the designs, Fig. 2, are made very simple. To make a design, take a piece of paper, draw a straight line on it, measure off two and one-quarter inches and draw freehand one-half of the design. Now fold the paper along the straight line and trace this half upon the other side. Transfer this design to the metal using carbon paper and cut it out with metal shears.

In making the design, avoid all lines and corners which cannot be got at readily with the shears.


File up the rough edges if there are any and punch holes to receive the brass tacks.

Polish the metal with emery powder or cloth and fasten the pieces to the box. Hold a block on the inside of the box against the end pieces while driving in the tacks that go into those pieces.

The glove box requires for the top a piece squared up to four and three-quarter inches by twelve inches by three-eighths of an inch. It is beveled to one-quarter of an inch measured on the working face and edges and ends. The bottom is similarly made. The sides are two and one-quarter inches by eleven and one-quarter inches by three-eighths of an inch. The ends are two and one-quarter inches by three and one-quarter inches by three-eighths of an inch. The piece under the lid is to be squared up to three and one-eighth inches by ten and three-eighths inches by one-quarter of an inch. This box is put together as was the handkerchief box.

If desired these boxes may be decorated by pyrography instead of stain. This wood will take the burning nicely. If this is done, the metal corner pieces had better be left off.

The boxes shown in the cut are ornamented with chip-carving. This is a very easy kind of carving, and, when well done, gives quite a pleasing effect. It



is done with a special knife called a chip-carving knife. This knife is ground like the skew chisel, sharp on the end but very thin; the end from A to B, Fig. 5, being the cutting edge.

Some of the simplest designs are shown in Figs. 4 and 5. The dimensions may be varied but the designs are more difficult to cut if they are increased much in size.

To cut any of the borders, Fig. 4, make a vertical cut by holding the point of the knife at A and the heel over B and, pushing it into the wood about one-sixteenth of an inch, gradually swing the handle so as to make the heel touch the wood at B but not cut it. Make a similar vertical cut from A to C. Now, holding the blade almost parallel to the surface shave out the section ABC, beginning the cut on the surface at the line BC and increasing in depth to one-sixteenth of an inch at A. The shaded sections are the ones to be removed.

The six-point star, Fig. 5, is laid out by describing a circle having a radius of one-half an inch. Through the center draw a vertical diameter. Using the one-half inch radius, beginning at one of the places where the vertical diameter touches the circumference as at A, Fig. 5, step off the circumference. This gives points as at B, E, D, F and C. Connect every other one of these points by means of straight lines, as

A and E, A and F, E and F, etc. This gives the outline for the star.

Connect the points of the star by straight lines through the center of the circle, as B and F, A and D, etc. Also connect the points at which the sides intersect by straight lines through the center as 1 and 4, 2 and 5, etc.

The cutting of the star differs but slightly from that of the borders. Make three vertical cuts at each of the numbers, placing the point of the knife on the numbered point and cutting as from 1 to the center of the circle, 1 to B, and 1 to E. Cut about one-sixteenth of an inch deep at the numbers and gradually decrease the cut to nothing at the letters. Next, holding the blade almost parallel to the surface, beginning on the lines which run from the center to the points, as B O and E O, cut a gradual slope to the depth of the vertical cuts.

A section such as B O E can be cut after a little experience in three vertical cuts and two oblique ones so that rapid progress can be made.

The four-point star is laid off using a circle of one-half inch radius within which is a concentric circle of one-quarter inch radius. The horizontal and vertical diameters are then drawn as A D and B C, Fig. 5. Now lay off lines which shall pass through the center of the circle at angles of forty-five degrees to the lines just drawn, as 1 to 3 and 2 to 4. Connect the points at which the horizontal and vertical diameters cut the circumference of the larger circle with those points at which the oblique lines cut the circumference of the smaller circle, as B to 2, 2 to A, etc.

In cutting the four-point star, the point of the knife is placed on the figures, as at 1, Fig. 5, and three vertical cuts made from each of these. The sections are cut as in the six-point star.

There are many other interesting forms which are quite common in chip carving. These are the simplest.

All carving must be done before staining.

In laying out any of these designs, a drawing board, T-square and the two triangles will enable the worker to dispense with the circles, as all the oblique lines used are at angles of 30°, 45°, or 60° to the horizontal. Many boys are familiar with the use of these instruments. The manner of laying out a pattern on paper will suggest itself to such.

Every boy ought to read the articles, beginning with the November number of the AMERICAN CARPENTER AND BUILDER, on "Drawing Lessons for the Carpenter," by A. W. Woods. The making of the board, T-square, and triangles will be described in this department ere long for the benefit of those who would make their own.



Would Not Be Without It

I wish to say that I would not be without the AMERICAN CARPENTER AND BUILDER if it would cost \$5.00 a year, and I expect to be with you as long as I live.—M. C. Oster, Ray, N. D.

The Average Man

The average man is the man of the mill,
The man of the valley, or man of the hill,
The man at the throttle, the man at the plough—
The man with the sweat of his toil on his brow,
Who brings into being the dreams of the few,
Who works for himself, and for me, and for you.
There is not a purpose, project or plan
But rests on the strength of the average man.

The growth of a city, the might of a land,
Depend on the fruit of the toil of his hand;
The road, or the wall, or the mill, or the mart,
Call daily to him that he furnish his part;
The pride of the great and the hope of the low,
The toil of the tide as it ebbs to and fro,
The reach of the rails and the countries they span
Tell what is the trust in the average man.

The man who, perchance, thinks he labors alone,
The man who stands out between hovel and throne,
The man who gives freely his brain and his brawn
Is the man that the world has been builded upon.
The clang of the hammer, the sweep of the saw,
The flash of the forge—they have strengthened the law,
They have rebuilt the realms that the wars overran,
They have shown us the worth of the average man.

So here's to the average man—to the one
Who has labored unknown on the tasks he has done,
Who has met as they came all the problems of life,
Who has helped us to win in the stress and the strife.
He has bent to his toil, thinking neither of fame
Nor of tribute, nor honor, nor prize, nor acclaim—
In the forefront of progress, since progress began—
Here's a health and a hail to the average man!

—J. W. Foley.



Concrete in Manila

Under the progressive influence of the Philippine Commission the United States are rapidly modernizing and reclaiming Manila. Many of the new public buildings are constructed either of monolithic concrete, cement blocks or of cement plastered walls on expanded metal.

Most of the cement comes from a plant located on Green Island, China, off the coast of Macao, although several shipments have been made from the Eastern seaports of the United States.

The government cold-storage plant at Manila is one of the best examples of the architectural adaptability of monolithic concrete, illustrating very effectively the unlimited possibilities of concrete for such work.

Many of the Manila streets are being graded, filled and improved with concrete gutters, which are 12 inches wide by 6 inches deep.



Washington Building Laws

Some very decided changes are in contemplation in connection with the building laws of Washington. This results from an investigation of sanitary conditions, of proper light and air. It is now planned to prevent the construction of buildings covering the entire lot, and regulate the amount of air space to be left about the structure, and thus protect the health of the occupants of the buildings.

PRACTICAL TRADE APPLIANCES.

Factories all Over the Country

In this number we show a design of a mantel taken from the latest catalogue of The Foster-Munger Co.

This firm issues the most complete book of its kind, over 800 pages devoted entirely to different articles used in the erection and completion of different styles of buildings.

Their large warehouses are located in Chicago, but they



have factories spread over the entire country, the Pacific Coast to the Eastern States, from Mississippi to Northern Wisconsin. It would be next to impossible to give a complete list of their specialties, but we call attention to a few such articles as Grilles, Mantels, Stairs, Wood Carpet, Cabinets of all kinds, Desks, Office Fixtures, Hardware, Carpenters' Tools, Refrigerators, Steel Ceilings, Paints, Glass Window Plate and Leaded Art, etc., etc.

Their large catalogue will be mailed to anyone sending 20 cents in stamps to cover cost of mailing. See their advertisement on another page.

Catalogue Free on Request

The Edwards Manufacturing Company, 401 Eggleston avenue, Cincinnati, O., has just issued a handsome catalogue showing the latest designs in steel ceilings, metal windows and metal shingles. This firm manufactures everything in sheet metal building materials. They advertise that if anyone desiring steel ceilings will submit a sketch of the space to be filled they will send a carefully prepared drawing showing just how the ceiling will look when finished. The Edwards Manufacturing Company are looking for good, live agents everywhere. Their latest catalogue is sent free to all who will write for it. Do not fail to mention that you are a reader of the AMERICAN CARPENTER AND BUILDER.

A Prosperous Publication

The Cortright Metal Shingle Advocate, started just a year ago with a circulation of 10,000, has now increased to 15,000 per month. The Advocate treats of practical roofing, its articles being contributed by practical men, and it aims to instruct home builders as to the advantages of the metal shingle over other forms of roofing.


There is no charge for the Advocate. Anyone desiring it sent them regularly has only to address the Cortright Metal Roofing Co., 52 North 23d street, Philadelphia, who will be glad to send it to them if they mention the AMERICAN CARPENTER AND BUILDER.

Machine Dressed Floors

The accompanying cut presents an illustration of a remarkable invention, the Rapid Floor Surfacer. It is a one-man affair, the carriage runs on wheels, and is as docile to guidance as a carpet sweeper. The disc is operated by a one and one-half horsepower motor. The surfacing, abrasive, grinding or polishing disc is set with the precision of a cutter in a smoothing plane; the operator requires no other knowledge than to present all parts of the floor to the machine, thus producing a level surface absolutely unattainable under the old system of hand work.

For leveling and eradicating imperfections in marble, slate and composition floors, this machine has proven a decided success; and this is not at all remarkable or strange, considering that an abrasive disc traverses the surface in question at the rate of 3,000 revolutions per minute.

The Ransome Concrete Machinery Company, No. 11 Broadway, New York City, had their attention called to this remarkable apparatus, and realizing its immense field for usefulness, have acquired a controlling interest, but have aban-



doned the plan of selling exclusive territory rights, and will manufacture the machines in such quantities that the price may at once be placed in the lowest notch and a crusade inaugurated to distribute the Rapid Floor Surfacer throughout the length and breadth of the land, and in foreign countries as well.

The operative and structural principles of the machine, as

it was originally made, and also the recent improvements and attachments, are fully protected by United States patents. Because the machine is the first of its kind, the patent is exceedingly broad and far-reaching.

With the invention of this device, an entirely new mechanical art may be said likewise to have been invented, and a new field for the small investor, to operate a few machines and build up an ever increasing business, by soliciting contracts from both private individuals and contractors, to surface new floors and renovate old ones.

"The Ad-el-ite People"

"It's the democratic spirit that we have always fostered in our business relations with our employes that has brought us success," stated a prominent member of the Adams & Elting Company, "The Ad-el-ite People," of Chicago.

"We try, and I think successfully, to make each one of our men realize that we are all co-workers—all on an equality—and that the success of the Adams & Elting Company means his success."

This is the right principle in any business but it is not every company that "practices what it preaches" in this respect, as do these manufacturers of high class paints and paint specialties.

A trip through the various departments reveals many interesting points on the workings of this huge establishment. The filler and stain department, which supplies more furniture factories with high grade goods than, perhaps, any other firm in the world, constantly works at its full capacity.

The mixed paint floor is always a hum with machinery and the workers are laboring alertly and intelligently. In the shellac department, the varnish department, the varnish remover department,—in all the score or more of specialty departments there is the same perfect co-operation and intelligent effort on the part of the employes.

This kind of endeavor is bound to result in the still greater growth of this big concern and combined with this consistent adherence to the manufacturer of goods of quality only they may easily outstrip other houses that pursue a less broad-minded policy.

Fox Square and Miter Improved

This is a new tool and something that will interest all carpenters. It is a great improvement over the old Fox square and miter which was placed on the market a number of years ago, as it has a sliding blade that can be adjusted from five to eight inches, making a full set of squares in one; also a miter blade at opposite end of handle which makes a complete square and miter without a single change. The full length of handle comes next to the work in all cases thereby insuring accuracy. By having this tool a carpenter has a full set of squares and miter in one, which will save space and weight in his tool box; also the price of several tools. It is made of best material, light, accurate, durable and thoroughly warranted. P. L. Fox is the sole manufacturer. Address him at 432 William street, Bridgeport, Conn., and tell him you are a reader of this paper.

Shingles that Last

Under the above suggestive title the National Sheet Metal Roofing Company, 339 to 345 Grand street, Jersey City, N. J., has issued an attractively printed pamphlet of thirty-two pages relating to the metallic shingles and tiles which it manufactures. Special reference is made to galvanized, painted tin and copper shingles, and there are some comments on slate roofs, all of which cannot fail to interest the architect, builder and sheet metal worker. A statement is made as to the results accomplished by the use of Walters shingles and tiles, following which is an illustrated description of the patented expansion lock, by which the shingles are fastened together. Not the least interesting feature of the pamphlet is found in

the directions for laying shingles and tiles, together with suggestions regarding flashings, paintings, covering old wood shingled roofs, advantages of close sheathing, etc. The concluding pages of the pamphlet are given up to list prices of painted and galvanized tin goods as well as roofing sundries. The advantages of artistic and durable roofing are becoming more and more widely appreciated and the company points out that the good opinion of metal roofing is due to Walters shingles and tiles more than to anything else.

The Hero Furnace

The Charles Smith Company are making a very attractive heating proposition to the carpenters and builders, in that they will tell you what it would cost to heat your building by the most approved methods by sending them plans or pencil sketches. They manufacture the well known Hero furnace which is all cast with the deepest ash pit made. It is gas tight and durable and is economical with any kind of fuel.

The Hero furnace is a good one, a furnace with large feed doors and independent grate bars which make it a favorite for soft coal. Full information can be had by writing to the manufacturers as they sell direct from their plant to you. Address Charles Smith, 40 Dearborn St., Chicago.

Columns and Porch Work

The Henry Sanders Co. of 70 to 80 Weed street, Chicago, make a specialty of columns, pilasters and porch work for the trade. They are the manufacturers of Koll's patent lock joint staved and turned columns and are the originators of the lock joint stave. They guarantee all their work. This



company claims to have the best equipped factory for the manufacture of columns in the country, making them from six to forty-five inches in diameter and proportionate in length.

The Henry Sanders Co. will be pleased to correspond with any of our readers who are in need of anything in their line, and as they make all kinds of columns, pilasters, pedestals, general porch work, hardwood and veneered columns for interior work, sun dials, brackets and consoles, as well as composition capitals, their output should appeal to our subscribers. They will send a catalogue for the asking.

Complete Electric Light Outfits

The National Stamping and Electric Works are selling motors, dynamos, arc lamps and complete electric light outfits for private residences, business blocks and hotels. With their system by means of a storage battery the current can be stored and used as needed. The outfits are simple in construction and thoroughly practical. They are built for steady work the year around. They are scientifically built and are of the best quality. These plants do not require a

skilled electrician to install and operate. Complete instructions and starting plans furnished with the outfits are very carefully made and state everything clearly, so that an inexperienced workman can easily set up and operate an outfit.

For further particulars of anything in the electric line or catalogue write to the National Stamping and Electric Works, corner of Clinton and Adams streets, Chicago, Ill., mentioning that you are a reader of the AMERICAN CARPENTER AND BUILDER.

A New Skylight Lift and Lock

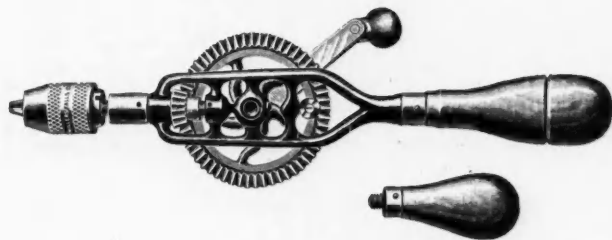


The accompanying illustration is of the Bickelhaupt Skylight Lift and Lock, which is a very handy device and should be on every house that has a skylight attached and needs ventilation. This skylight lift and opener is constructed of steel and malleable iron and has a movable slide holder to adjust itself. It raises and lowers as easily as a weighted window and is always locked automatically either open or closed. This lift can be applied to either hipped or flat skylights and easily and quickly. This concern also makes special corner hinges to be used in connection with the lift. This concern will send you one of their illustrated catalogues and prices upon application, they also want agents. They are the G. Bickelhaupt Company, 245 West 47th street, New York City, and they will answer you if you mention the AMERICAN CARPENTER AND BUILDER, when writing.

Who Wrote This Letter?

The Charles Smith Co., 40 Dearborn street, Chicago, received a letter last month from one of our subscribers in Normal, Ill. The writer neglected to sign his name to the communication, so the above firm was unable to follow up the matter. If he will write them again they will be pleased to give him the information asked for.

Hand Drills



Among the most convenient tools manufactured are small geared hand drills as illustrated. The use of these drills has become so universal that nearly every machinist, gunsmith, wood worker or user of tools of any description has one of them in his kit.

The Millers Falls Company of Millers Falls, Mass., and 28 Warren street, New York, were first in the field with a tool of this sort, which had chuck with jaws to grasp the bit or drill. They commenced the manufacture of such tools more than thirty years ago and the quantity distributed since has run into very large figures. The drills are shown in the Millers Falls Company's pocket catalogue "C" in a variety of styles and sizes. Anyone can have a copy of this catalogue by applying for it at the New York office of the company.

The Farrington Expansion Bolt

The Farrington Expansion Bolt depends for its expansive qualities upon the flexibility of a coil of wire, engaging the


thread of a common wood screw, or for larger and heavier work on the taper of the mandrel of a screw bolt, specially threaded. It can be used most effectively wherever an expansion bolt is required, and can be removed and replaced as frequently as a common bolt with nut, without its expansive qualities being lessened.

In its practical operation it requires to be driven into a hole in hard material with slight force until the head of the screw comes in contact with the object to be held; then a few turns only of the screw will permanently and efficiently hold the fixture in place. It distributes the pressure equally on all sides of the hole in which it is inserted, and owing to the hardness of the wire, has no tearing or stripping effect, as in devices using soft material. It may be used not only as an expansion bolt, but in place of ordinary standard bolts with an embedded nut, such as is ordinarily used to unite the various parts of portable objects, like beds, chairs, tables, small buildings, etc. Its field of operation is practically unlimited. Those interested should write to Harvey Farrington, 45 Broadway, New York, N. Y., who will be pleased to furnish any information desired.

Barker's Perfection Block Machine

Dr. W. S. Barker, Marine Building, Toledo, Ohio, has invented a machine for making a concrete block to build a two piece block wall, for which he claims several advantages. His patent is dated September 26, 1905. One of his machines makes a


block with 4 x 12-inch face and another 6x16 inches, and the thickness may be anything from 2 to 8 inches. The wall may be made of any thickness from 5 to 18 inches, and is hollow, being made with two solid block sections, as stated.



Fractional blocks down to 2-inch dimensions, Roman brick, octagon, circle, round corner, inside or return corners, porch column and chimney blocks, keystones, all with any desired faces, are said to be possible on the machine, so that any requirement of the architect can be met.

The blocks being one-man size, one man can operate the machine alone, or it can keep four men busy getting the material to it and the completed blocks away from it.

The machine is not taken apart after each block is made,



but each is made face up and tamped with the face plate in less than five seconds, the block being then expelled through the top of the machine in one second by part of a turn of the lower handle. This is said to save much time and labor.

A special point is made by the inventor of the ability of the machine to meet architectural requirements, so that the

blocks made on it can be used for all parts of the building and not merely for the foundations, to which so many block makers confine themselves. He claims ability to make blocks with a wetter mixture than is usual in machines.

A cut of the machine can be seen in their advertisement in another column. Write for further information to Barker & Nighswander, Marine Building, Toledo, O.

"Cochran" Cement-Brick Machine

The increasing demand for various kinds of concrete-block machinery makes it pertinent to present the accompanying illustration of the Cochran double-mold cement-brick machine.




This machine is built with a double-mold box, one on either side of the machine. The machine is made in two sizes; No. 1, which molds 16 brick at a time, eight on each side of the machine, and No. 2, which molds 20 brick at a time, 10 on each side. It is claimed that this is the only cement-brick machine made on which one man can make and carry away 20 brick at each operation.

The pallets of this machine are 30 inches long, hold 10 brick each and are made of cast iron. Ten of them are furnished with each machine, including a master pallet from which to cast others.

The machines are all made of cast iron and steel, and all parts are fitted in a mechanical and workmanlike manner. There is nothing to clog, break or get out of order, and every machine is guaranteed to do all claimed for it.

The Francisco Adjustable Concrete Block Machine



makes blocks face down from wet concrete, 2 and 1 for face, 3 and 1 and 5 to 7 parts stone or gravel—less cost and better blocks. Everything imaginable made on this machine, from 30 inches wide to 6 ft. long, also interior finish, such as base casings, molded heads. Makes all styles of hollow blocks, also the 2 piece or veneered block. 11ft. at one operation, 3 seconds required to deliver 6 ft. of castings of any description. No sprinkling required till the block is removed from the pallet, consequently no cracked block from sprinkling on wood pallets. We also furnish device for making concrete pallets. You cannot afford to make blocks with your old style side face machine.

You cannot be guided by what you read, for so many make such claims, as the only machine that will do this or that, when they have nothing but dry process side face, and require sand and cement instead of concrete.

Come to Columbus. Your fare will be deducted from the cost of the No. 1 outfit. You will see a process of making block different from any on the market. No sprinkling required until blocks are turned from wood pallet. Will also show you a side-face machine that will make length up to 60 inches, also adjusted to make 24 in. wide. Molds to make blocks from \$10.00 to \$15.00. Pattern fence post mold \$10.00.

SEND FOR CATALOGUE.

J. B. Francisco,

COLUMBUS, OHIO.

The Cochran machine is manufactured and sold only by the Concrete Engineering & Equipment Co. of Butler, Pa., and Greensboro, N. C.

Hygienic Ice Making


Sanitary authorities and physicians agree that many epidemics have their origin in the ice that is used for household purposes. To safeguard against the dangers of impurities in ice, the Brunswick Refrigerating Co. has perfected a combined ice making and refrigerating machine which is attached to a household refrigerator box and secures to the user hygienic ice and pure sanitary refrigeration. The advantages of mechanical refrigeration are daily becoming better known and appreciated, and it has become indispensable to a great variety of industries as well as to every household. It makes possible the preservation of food products and supplies pure, hygienic ice at all times and forever does away with the lodgment of poisonous germs which accumulate in wood or metal-

A Remarkably Fair Furnace Offer.

The Schafer Furnace Co., Youngstown, O., ship heaters for \$10 down, and no profit until user is satisfied. Particulars free, if this paper is named.


SPECIAL OFFER TO CARPENTERS

BUILDERS AND OWNERS OF HOMES



Ives Patent Window Ventilating Lock, a Safe-Guard for Ventilating Rooms, Pure Air, Good Health and Rest Assured.

To introduce this article, Four Ventilating Locks in Genuine Bronze, Brass or Antique Copper Finish will be mailed to any address prepaid for One Dollar. Will include a forty page Hardware Catalogue and Working Model to Carpenters who wish the agency to canvass for its sale. Address,



PATENTED.

THE H. B. IVES CO.
NEW HAVEN, CONN., U. S. A.

Structural Draftsmen

desiring to fit themselves for better paying positions should fill out and send this advertisement to us to day and receive our 200 page handbook (FREE) describing our **Structural Drafting Course** and over 60 others, including **Electrical, Mechanical, Steam and Civil Engineering, Heating, Ventilation and Plumbing, Architecture, Architectural Drafting, Mechanical Drawing, Telephony, Telegraphy, Textiles, etc.**

AMERICAN SCHOOL OF CORRESPONDENCE, Chicago, Ill.

Name.....
Address.....
City and State.....

Am. Carp. & Builder. 2-06

JOHNSON'S SCAFFOLD BRACKET HOOK

THE SIMPLEST, STRONGEST AND CHEAPEST DEVICE MADE FOR HOLDING UP SCAFFOLDING. Hook is ten inches long, made of best malleable iron and saves its cost many times over in one season's work.



Easy to put on Bracket. Easy to put Bracket on Building. No wiggling or falling scaffolds where this hook is used.

Writes for Circulars. Sold to builders with or without the folding brackets.

BRACKET HOOK CO., 123 N. Winnebago Street, Rockford, Ill.

Johnson's Wood Dye

"For the Artistic Coloring of Woods."

Johnson's Wood Dye is the result of years of experimentation. Because of its acknowledged superiority it has met with wonderful sale. Don't confound Johnson's Wood Dye with various "stains" now on sale. Water "stains" and spirit "stains" raise the grain of the wood. Oil "stains" do not sink deep into the wood, nor do they bring out the beauty of the grain. Varnish stains do not properly color the


wood—the color being only in the finish. When varnish finish is marred or scratched it shows the natural color of wood—revealing the sham. Johnson's Dye is a dye. It penetrates the wood; does not raise the grain; retains the high lights and brings out the beauty of the wood. Johnson's Dye is the best for use on floors, interior woodwork and furniture.

Don't buy "stains" but be sure to get the genuine Johnson's Dyes if you desire best results. Don't take a substitute.


Johnson's Wood Dyes are Sold by all Dealers in Paint. They are Prepared in all Shades as Follows:

- No. 131, Brown Weathered Oak;
- No. 129, Dark Mahogany; No. 172, Flemish Oak; No. 140, Manilla Oak;
- No. 126, Light Oak; No. 110, Bog Oak; No. 123, Dark Oak;
- No. 128, Light Mahogany; No. 121, Moss Green; No. 125, Mission Oak;
- No. 178, Brown Flemish Oak; No. 130, Weathered Oak.

Photographic illustration showing how Johnson's Wood Dye brings out natural beauty of wood.



you free on request. It is illustrated from life and written by a wood finishing authority with over 23 years experience in this line of work. Contains many ideas for your business. Write us now. Mention edition ACB 2.



One-half pint cans	30 cents
Pint cans	50 cents
Quart cans	85 cents
Gallon cans	\$3.00

One gallon covers 700 square feet upon hardwood, 400 square feet upon soft wood. It is very easily applied with an ordinary paint brush.

Special FREE Offer. We will send you a sample any shade, absolutely free for your paint dealer's name.

Send for FREE Book. We have just published a new edition of the interesting, practical book, "The Proper Treatment for Floors, Woodwork and Furniture," that we will send you free on request. It is illustrated from life and written by a wood finishing authority with over 23 years experience in this line of work. Contains many ideas for your business. Write us now. Mention edition ACB 2.

S. C. JOHNSON & SON, Racine, Wis.

"The Wood-Finishing Authorities."


lined refrigerators that become water-soaked and soggy from melting ice.

They can be used in restaurants and markets where they are a necessity on account of the dry, pure air, low, even temperature and the sanitary conditions which prevail, keeping everything clean, sweet and dry. They are particularly desirable for dairies and creameries where sanitary conditions are of first and greatest importance.

Among the advantages of mechanical refrigeration are that

you are no longer at the mercy of the ice man; you escape the slop, inconvenience and labor of getting in your supply of ice; you secure an even temperature, lower, if desired, than ice produces; you secure all these at an equal or less cost than with the use of ice.

For further particulars and catalogue write to the Brunswick Refrigerating Co., 1104-209 State St., Chicago, mentioning that you are a reader of the AMERICAN CARPENTER AND BUILDER.



Side Face Machine

The "REED" machines are in the lead. TIME is MONEY! Why not save Time and make Money? Why use a Machine that you tear down and set up every time you manufacture a block?

Why "NOT" use a machine when adjusted for the dimension of block desired which manufactures blocks and not waste time in tearing down and setting up for every block of the same dimension produced? The Reed Face Side and Face Down block and brick machines are simple, rapid and adjustable. Blocks and brick are raised or turned out of machines. Capacity 350 to 600 blocks, and 6000 brick in ten hours.

If interested it will pay you to write us at once.


The Wichita Coal & Material Co. WICHITA, KANSAS

THE CEMENT MACHINERY MANUFACTURING COMPANY OF BURLINGTON, IOWA agrees to ship their Junior No. 2, Junior No. 3 or Junior No. 4, 1906 Model Chicago Machines to any responsible parties who will put the machine to work and make first class blocks, for the following rental—2 cents per block for full sized blocks, fractional blocks to be figured at the same ratio. At the end of 30 days after receiving machine if they desire to purchase the outfit, the rental due will be allowed to apply on the purchase price. Price of the Junior No. 2 is \$45.00; Junior No. 3, \$100.00; Junior No. 4, \$150.00, all complete with attachments for making blocks of all lengths, widths and sizes. You will find our No. 4 Chicago Machine, 1906 Model, advertised in the October, November and December issues of this Journal. Give the block business a trial and send us your order for a Junior machine. If you don't feel like buying a large machine to start with, rent a Junior at 2 cents per block. Good references must accompany order, also \$10.00 in cash to guarantee freight to your station and return to us. If you purchase the machine, the \$10.00 will be credited to your account. We will also rent our large machines at 5 cents per block with the understanding that 100 blocks will be moulded each day.

We have for sale the following second-hand machines, good as new:
6 Normandins - - \$150.00 each 8 Palmers - - \$150.00 each
2 Junior No. 2 - - 30.00 " 1 " (Sill & Lintel) 100.00
120 Dykema Moulds - - \$220.00

We want your order for our large No. 4 model. After you have tried our Junior machine we are sure to get it. Look up our ad. in the October, November and December issues. Look at the cuts of our No. 4 Model and read our ad. carefully. Address, Sales Department, Cement Machinery Mfg. Co., Burlington, Iowa.

COUPON—Cut out this coupon and mail to us with 25c in stamps and we will mail you copy of our 80 page catalogue and sample of waterproofing and coloring for cement stone, guaranteed to make a perfect color and waterproofing at not to exceed 1c per face foot of stone. Any block can be colored and waterproofed after it is cured. Blocks do not need to be faced in order to be waterproofed and colored if our coloring and waterproofing is used. State color wanted when ordering. Write today for sample and be convinced. Address SALES DEPT., CEMENT MACHINERY MFG. CO., Burlington, Iowa.



THIS MANTEL \$24.00

Golden Oak, 82 inches high, 5 feet wide. Includes enameled tile hearth and facing, 20-inch oxydized finish combination grate with summer front.

Catalogue E Free—Mantels \$20.00 up. Our handsome large 72 page Catalogue for 10c postage.

CALHOUN MANTEL & TILE CO.
KANSAS CITY, MO.

**Tile Floors
AND
Bath Rooms**

Send Sketch of
Space for Prices



**CEMENT
BUILDING
STONE**


The Finest Grade
Ever Produced

"LAKE PATENTS" A WET SYSTEM

Easily, cheaply, and readily made with crushed stone and cement, WITHOUT A MACHINE. Thoroughly tested and now extensively used. Waterproof. Territorial rights for sale.

H. A. MONTFORT 45 Clinton St.
NEWARK, N. J.

The Standard Sand & Machine Co.



BEST in the world.
No experiment.
Been on the market since 1903 and successfully stood the test. Ask for catalog "A" and prices.

The Standard Sand & Machine Co., Cleveland, Ohio.

GOODELL MITRE BOX


MADE ENTIRELY OF STEEL. NO MORE BREAKING

FIRST IN QUALITY AND IMPROVEMENTS

AUTOMATIC STOPS FOR HOLDING UP SAW.
CORRUGATED BACKS. GRADUATED.
GAUGE FOR DUPLICATE CUTS and many other features.

If you want the best you will take no other.
Send for Circular C.

GOODELL MFG. CO., Greenfield, Mass.



WE MAKE a brand of hardwood flooring that is different from the product of every other manufacturer. It is different in quality—it is better. It is called "Steel-Polished Perfection" and is made in the finest flooring factory in America.

If properly taken care of after it leaves our hands it positively will not shrink.

Then, too, it matches so easily and accurately that it can be laid in much less time than it takes to lay the ordinary kind.

Mention this paper when you write and we will send samples in Beech, Birch, Maple or Oak. Tell us your requirements and we will quote prices by return mail.

JOHN SCHROEDER LUMBER CO. MILWAUKEE, WIS.



EARN MORE MONEY

The Largest Educational Institution in the World, that has had 14 years of successful experience in helping thousands of other people to secure better positions and increased earnings, stands ready to help **you** to earn more money, to secure your future, and to succeed in life. This Institution has taken a carpenter and qualified him as an architect with an income of \$10,000 a year; has taken a

SECURE YOUR FUTURE

bricklayer and qualified him as a contractor and builder with an annual business of \$200,000. If you wish to find out how such an Institution can help **YOU**, write today, stating the occupation you wish to rise in.

**INTERNATIONAL
CORRESPONDENCE SCHOOLS
BOX 910, SCRANTON, PA.**

SUCCEED IN LIFE

DO YOU WANT TO EARN? \$5 TO \$8 A DAY?

The Man that has a Trade earns just that.

A course of PRACTICAL INSTRUCTION in either PLUMBING or BRICKLAYING in THE ONLY SCHOOLS IN THE WORLD RECOGNIZED BY THE UNION qualifies you to earn such wages. Our graduates are admitted to the Plumbers' Union. You do not have to serve a 6 year apprenticeship. A course of PRACTICAL INSTRUCTION AT YOUR OWN HOME for those that cannot attend our schools.

Special Tuition Rate for American Carpenter and Builder Readers.

COYNE BROS. CO., SCHOOLS OF PLUMBING AND BRICKLAYING
New York, Chicago, Ill., Cincinnati, O., St. Louis, Mo.

COUPON.
COYNE BROS. CO., 239-241-243 Tenth Ave., New York.

Please send your free catalogue describing fully the course above which I have marked an X.
Plumbing (Home Course) Plumbing (School Course) Bricklaying
NAME.....
ADDRESS.....
AMERICAN CARPENTER AND BUILDER

LEARN HOW TO EARN FROM \$3000 TO \$5000 YEARLY IN THE REAL ESTATE BUSINESS

\$20,000

earned by one Chicago graduate last November. Another in North Dakota made over \$8,000 the first year after taking our course. Hundreds of others are successful and we will be pleased to send you their names. This proves you can make money in the REAL ESTATE BUSINESS.

We want to teach you, by mail, the best Business on earth (REAL ESTATE, GENERAL BROKERAGE AND INSURANCE) and help you to make a fortune.

By our system you can make money in a few weeks without interfering with your present occupation.

All graduates appointed special representatives of leading real estate companies. We furnish them lists of readily salable properties co-operate with them, and assist them to a quick success.

The largest fortunes were made in Real Estate. There is no better opening today for ambitious men than the Real Estate business.

The opportunities in this business constantly increase, as proven by a glance at the newspapers and magazines. Every business man engaged in or expecting to engage in the Real Estate Business should take this course of instruction. It will be of great assistance to persons in all lines of business, especially those dealing or investing in real estate.

Our FREE BOOK will tell you how you can make a success in this wonderful business. A postal card will bring it.

H. W. CROSS & CO.
1210 Tacoma Bldg., Chicago




The Speediest, Simplest and Best

Dr. W. S. Barker's Perfection

Cement Block Machine

Makes Largest Variety of Finished Product for

FINE RESIDENCES, PORCH COLUMNS, BLOCKS, ETC.



The reason the **Perfection** turns out material **faster** than any **Hand Tamp Machine** on the market, is—the block is made **face up**, and is **tamped with the face plate, perfectly uniform, dense and hard**. The **Tamping** of a block is done in less than **five seconds**, and the block expelled from the **top** of the machine in another second, by part of a turn of the lower handle. See by the cut of the machine, that you **don't have to take the Perfection apart and put it together again** every time you make a block, thereby saving thousands of **motions** every day, which means **time, and time is money**.

THE PERFECTION MACHINE

Makes a **vener block** any thickness, and a **hollow block**. Made in the following designs: A **TWO-PIECE WALL THAT BONDS ITSELF**; **ROCK FACE, PLAIN FACE, PANEL FACE, SUNKEN PANEL, ROUND CORNER CHIMNEY BLOCKS, SQUARE CORNER CHIMNEY BLOCKS WITH ANY FACES, ALSO SIDEWALK BLOCKS. BLOCKS FACED** on both sides or on all sides for porch work, porch column blocks, octagon, round corner blocks, water table, gable blocks, inside corner blocks, **BROKEN ASHLER** with return corners of all the different patterns, one-half the length of block, keystone blocks for arches, doors and windows. Also two Roman brick at a time, $1\frac{1}{4} \times 4 \times 16$ inches. **Write for Catalogue and Prices to**

BARKER & NIGHSWANDER

PATENTED SEPT. 26, 1905

MARINE BUILDING

TOLEDO, OHIO

LORENZEN MANTELS

are **not** designed to meet the requirements of persons who are satisfied with **ordinary** common-place designs so universally offered. They are exclusive in pattern, workmanship and material, because no other maker has the workmen, the woods, or even the **inclination** to make them as thoroughly good—inside and out—as the makers of

Lorenzen Mantels, \$10 upward

Our Craftsman, Modern Mission and Colonial designs embody the acme of artistic achievement. Nowhere in the world will you find the careful wood selections, the elegance of form and finish, the skilled workmanship.

To Carpenters and Builders Free


We will mail our large, handsome, 96 page (10x22) Catalogue, the largest Mantel and Grille book ever published, which cost us nearly 50 cents. Send us your business card and we will show you a way to make money by becoming our sales agent for your territory. **Write today.**

CHAS. F. LORENZEN & COMPANY
220 N. Ashland Ave., Chicago, U. S. A.

Fifty Lorenzen Mantels were recently purchased by the U. S. Government and shipped direct from our factory to Pekin, China, for use in new buildings of the U. S. Government

**LORENZEN
PAYS THE
FREIGHT**

Legation. After a thorough test of all other makes the government chose the Lorenzen Mantel as superior in attractiveness, workmanship and durability.



**Dumb Waiters
Hand Power Elevators**

Let us quote you our low delivered prices on Dumb Waiters and Hand Power Elevators.


We ship them complete, ready for erection.

Tell us what you want and we'll quote you prices that will please you.

Ask for Catalog 99.

Eaton & Prince Co.

CHICAGO



**AUTOMATIC
DUMB WAITERS
—AND—
HAND ELEVATORS**

of latest design and most improved construction

**Carriage Elevators, Trunk Lifts,
Side-walk Elevators, Invalid Lifts,
Freight Elevators, Hatchway Hoists**

**SEDGWICK MACHINE WORKS,
84-88 Carrol St., Poughkeepsie, N. Y.**

NEW YORK SALESROOMS, 128 LIBERTY ST.

☛ Catalogue on application.

DUMB WAITERS


We can ship Dumb Waiters on short notice. A complete working drawing sent with every machine, which will enable any carpenter to erect them with perfect ease and give perfect satisfaction.

**Carriage Hoists Sidewalk Hoists
Dumb Waiters Hand Power Elevators**

F. ROSENBERG
Elevator and Supply Company

147-149 Clinton St. Milwaukee, Wis.

DUMB WAITERS



The "COLUMBIA" or "JUMPER" always leads. Shall we send you descriptive matter that tells all about them?

**HAND and POWER ELEVATORS
SIDE-WALK or CELLAR HOISTS**

J. G. SPEIDEL

Send for Catalogue "A" **READING, PENNA.**

SKYLIGHT LIFT



A new device whereby a skylight can be raised or lowered as easily as a weighted window. Constructed of steel and malleable iron, has a movable slide-holder to adjust itself, and can be opened any distance desired. Always locks automatically open or shut. Can be applied to either hipped or flat skylight easily and quickly.

Send for Pamphlet

G. BICKELHAUPT SKYLIGHT WORKS
243-245 West 47th St., NEW YORK

AGENTS WANTED

Trade "G. B." Mark Tel., 675-38th St.

DERRICKS Union Elevator & Machine Co.
"The Manufacturing House"
144-146 Ontario Street, CHICAGO

Prices F.O.B. Chicago. We Ship Promptly.

SALAMANDERS




DERRICKS
Irons only
Drum 6 in. diam. x 42 in. long.\$32.00 each.
Drum 6 in. diam. x 48 in. long.\$36.00 each.

SALAMANDERS
With grates
No. 16 Gauge \$2.00 each
" 18 " 1.75 "
" 20 " 1.50 "

DERRICKS

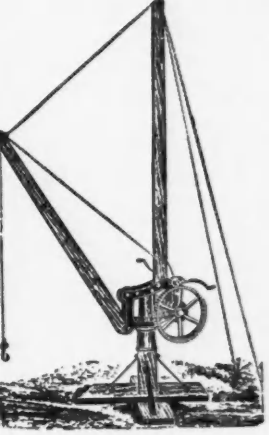
of all descriptions, for all purposes, from . . \$35 up

Special derricks for handling
Cement Hollow Blocks
The finest derrick for this purpose made

MATERIAL ELEVATORS
Chains, Sheaves, Tackle, Blocks and Rope

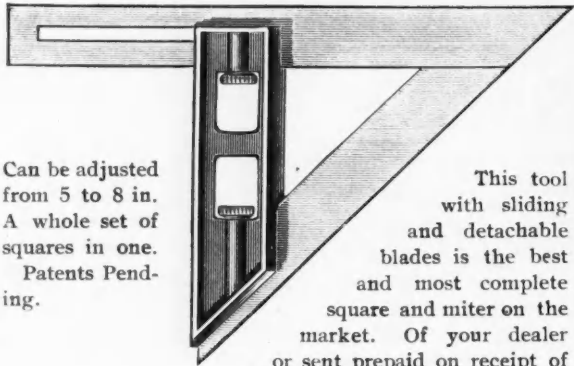
Write for catalog and prices

PARKER HOIST & MACHINE CO.
520 Ashland Block, CHICAGO, ILL.



WHEN WRITING ADVERTISERS PLEASE MENTION THE AMERICAN CARPENTER AND BUILDER.

The Fox Square and Miter Improved




Can be adjusted from 5 to 8 in. A whole set of squares in one. Patents Pending.

This tool with sliding and detachable blades is the best and most complete square and miter on the market. Of your dealer or sent prepaid on receipt of price, \$1.00.

P. L. FOX, Sole Manufacturer
432 William Street
BRIDGEPORT CONN.

Planer With Buzz Attachment



THE cut here-with represents the Planer with the Buzz Attachment on, to dress lumber out of wind, or straighten the edge for glue joints, etc. The rest is made to set at any angle, to use for cutting bevels, or guide the lumber square. The depth of cut is regulated in a moment at at your right hand by a handle moving back and forth. By moving the

handle back that part of the table is lowered so as to throw the shavings over it, when using the machine as a common board planer (as the lumber is run under the cylinder). In order to show how this planer is appreciated, we give one reference from Concord, N. H., [A Churn Manufactory] as being sufficient.

Concord, N. H.
Messrs. C. Hodgkins & Son, Gentlemen: You have our hearty commendation of your machine as the best we have ever seen or used. It is now set up and running to our entire satisfaction. Your attachment for truing our stock is ingenious, economical, and efficient. It is invaluable to us in our work.
Yours truly, PORTER BLANCHARD'S SONS.
Write for Prices, etc., to
C. & A. HODGKINS CO. Marlboro. N. H.



Columbia Mineral Wool Company

Standard Mineral Wool makes buildings fire, sound and vermin proof. Send for circulars and samples--free

LOOKING ALL WAYS FOR BUSINESS OFFICES: 918 Opera House Bldg., 112 Clark Street, Chicago, Ill.

Smokers

CAN NOW BUY THEIR CIGARS DIRECT FROM FACTORY

BY SAVING JOBBERS' AND DEALERS' PROFIT YOU CAN BUY A CLEAR HAVANA CIGAR FOR 2 1/2%.

100



\$2.50

OUR PROPOSITION—Send us express, P. O. order or check for \$2.50, and we will deliver to your address, prepaid, 100 Little Dream Panetellas. Guaranteed to be clear long Havana hand made, same size as above cut. You may smoke 10 of the cigars and if not suited, return balance of them to us and we will return your money without a word, or you may return them C. O. D. to us. We refer you to any bank or mercantile agency in Chicago. *You run no risk.*

Write To-day. Let Us Show You

TRIUMPHIA MFG. CO., Wilson Building, CHICAGO



Shingle Roof being covered with our Standing Seam Roofing.

STEEL ROOFING AND SIDING

Cheaper than tin, slate or reshingling. Cooler in summer; warmer in winter. Saves insurance and danger from fire.

**LLOYD IRON ROOFING
& PAINT CO.**
100 West Monroe St., CHICAGO, ILL.

Manufacturers of Metal Ceilings and Sidewalls, Corrugated and Crimped Iron, Steel and Galvanized Iron Roofing, Roofing Paints and Cement

WHEN WRITING ADVERTISERS PLEASE MENTION THE AMERICAN CARPENTER AND BUILDER.

ARE YOU Going to Build?

**GET THIS
800 PAGE BOOK
FREE**

THE FOSTER-MUNGER CO.

If You Intend Building or Making Alterations of Any Kind You Should Not Fail to Get this Great Book.

Send ten 2-cent stamps to pay postage and we will mail you at once our 800-page official 1904 book, with plans, photographs, plates and 8000 designs of everything entering into the construction of **any building**. It covers every department. Stairs, interior finish, mantels, grilles, wood carpet, sash, doors, blinds, art glass, columns, porch work, hardware, etc., etc. Send today for book No. 88.

THE FOSTER-MUNGER CO.,
20th and Sangamon Streets, CHICAGO.

New Ideas and Clever DRAWINGS

To Illustrate a
Point

Manz Engravings have furnished a standard of excellence for years.

Manz Drawings have a life, snap, dash and attractiveness that make advertising do its work most effectively.

Write us about the new ideas and drawings. Quite probable that we can help you. We have ideas, as well as artists to execute them; and for any business.

J. Manz Engraving Company

Photographers, Designers, Engravers,
Electrotypers and Printers

195-207 Canal Street, CHICAGO

HIGH-CLASS ARCHITECTURAL WORK



Secure an Architect who can combine style and dignity in DESIGN with practicability and economy in construction

ARTISTIC HOMES

This handsome 1905 Edition-de-Lux will be sent for \$1.00, post-paid. It is the largest and best-printed book of moderate-cost house plans

—PUBLIC BUILDINGS—

NOTE.—If you take an interest in "A City Beautiful" send me full particulars of any important buildings which are to be built in your city in the near future.

I have designed churches, schools, libraries, theatres, stores, hotels, banks, etc., all over the U.S., and have a special department for the planning of residences. Book of 32 Churches, 25c.

HERBERT C. CHIVERS
216 N. 7th —CONSULTING— St. Louis
ARCHITECT

It is always safe to be first

CONCRETE Construction Taught BY MAIL

Artificial Stone Making
Concrete Steel Construction
and Hollow Block Building

3 Practical Courses by 3 Practical Instructors

Send for Catalogue and be
the first in your locality

College of Construction
Cleveland, Ohio

FREE

SEND YOUR NAME
For Our Beautiful Catalogue

FREE

ORNAMENTAL
GLASS


WE ARE THE WORLD'S LARGEST MANUFACTURERS OF

**GLASS
SIGNS**

In Chipped
Gold and Sil-
ver for Store
Fronts, Offices,
Etc. Name
Plates and
Number
Plates for rest-
aurants, Name
plates for Of-
fice Desks.

Sand Blast
and Chipped
lettering on
Glass for Office
Boxes and Bank
Fixtures Jew-
eled Electric
Signs, Chipped
and Glass
Signs for Store
Windows, Lod-
ges, etc.

Glass Signs
are most durable.
They are bril-
liant at night as
well as day,
and, having a
perfectly smooth
front surface, are
easily kept clean.
We furnish full
size designs free
of charge.



Ornamental
Sand Blast
and Chipped
Glass, Plain
and Milled
Plates,
Leads and all
other orna-
mental glass
for use in doors,
front windows
and transoms of
residences.

ENAMELED
Glass (clear
and obscure),
Single and
Double pro-
cess Chipped
Glass, Plain
Sand Blast
Glass, Ge-
ometric
Chipped
Glass, Col-
ored Glass
ornamented
in Sand Blast
and Chipped
Glass, Col-
ored Glass,
Leads, Stained
Glass for
Church Win-
dows, Mirrors
of all kinds.

Our Great Exhibit at the World's Fair. We received highest Awards Covering Every Point of our Exhibit.

We issue TWO CATALOGUES—PLEASE MENTION CATALOGUE YOU WANT

ORNAMENTAL GLASS CATALOGUE—This catalogue is 10x6, containing 44 pages and cover, profusely illustrated with very fine, large cuts, showing what we manufacture in sand blast, chipped, ground and enameled glass, also chipped glass signs.

GLASS SIGN CATALOGUE—This catalogue is 10x6½, containing 40 pages and cover, showing full page illustrations of chipped, ground, enameled and embossed glass signs of all descriptions.

RAWSON & EVANS Union St. and Washington Blvd. **CHICAGO, U. S. A.**

ALL KINDS OF **GLASS** FOR BUILDING PURPOSES

IF YOU WANT GOOD GLASS, PROMPT SHIPMENTS, FAIR TREATMENT

DEAL WITH US
OUR STOCK IS ALWAYS COMPLETE

Don't buy before getting our price, and save money

SHARP, PARTRIDGE & CO.
10 to 20 Union Place, Chicago

DO YOU USE **GLASS** IN YOUR BUILDINGS?

Send for our **ART BOOK** and Special Designs



FREE! Write To-day


Place Pictures of Art on Glass in Your Doors

If you intend building or are in need of GLASS OF ANY KIND, you should write for catalogues of designs and prices today. Our ART GLASS glazed in metal (coppered) is the most perfect in design and workmanship.

The above cut is a photograph from a finished light made by our NEW PROCESS in SAND BLAST. Our designs are equal to steel engravings and half tones, and are inimitable in the ORIGINALITY of design, softness in EFFECT, and high grade QUALITY of WORK. TAKE OUT your plain glass, DECORATE your entrance and welcome cheerfulness at such little extra cost. ASK US HOW! Write for special catalogue on sand blast door designs.

THE SUESS ORNAMENTAL GLASS CO.
Throop and 21st Streets, Dept. C. CHICAGO.

ADJUSTABLE PLATE GLASS TOWEL SHELF
WITH PLATE GLASS TOWEL BAR COMBINED



Nickel Plated Bronze Brackets and Screws
No. 6.—Shelf 24 inches long and 6 inches wide, price each \$4.00

ADVANTAGES OF OUR FLAT GLASS TOWEL BARS ARE

*The Towels never slip
Water, hot or cold, has no effect
Need no cleaning
Never wear out or show use
All edges are ground and polished
They are entirely antiseptic*

OUR TOWEL SHELVES

Are so made that there are no holes required in the glass, thereby reducing breakage to a minimum. All shelves made so glass cannot fall out, but are adjustable.

Geo. H. Anderson & Co.

MANUFACTURERS OF MIRRORS
BEVELERS AND POLISHERS OF PLATE GLASS



Send for Complete Catalogue

281 to 291 West Superior St.
CHICAGO

TO OUR FRIENDS AND PATRONS:
WE PROMISE
*Best of Glass in all sizes of single
 and
 Some sizes of double.*
also QUICK SHIPMENTS.

**WINDOW GLASS
 MACHINE MADE
 IN HIGH FAVOR**
 Brilliant in Surface
 Even thickness
 Superiorly annealed
 Easily cut
 Little breakage

MANUFACTURED BY
AMERICAN WINDOW GLASS CO.
 PITTSBURG PA.




WHEN WRITING ADVERTISERS PLEASE MENTION THE AMERICAN CARPENTER AND BUILDER.

**"BALL-BEARING" GRAND RAPIDS
All-Steel Sash Pulleys**

Are sold **DIRECT** to Builders, Contractors and Mills at prices under the common ordinary goods

PATENT PENDING



If you make ten or ten thousand window frames, we can save you money and give you a superior sash pulley. We are the largest sash pulley makers in the world. We ship direct, or through dealers and jobbers everywhere.
Write for catalog and free samples and prices on half-gross, gross, barrel, or any quantity. Direct from the makers to you. Inquiries welcome.

Grand Rapids Hardware Co.
33 Pearl Street Grand Rapids, Mich.

**ARTISTIC
STEEL CEILINGS**

We wish to announce that we have added to our Steel Ceiling Catalog, **Supplement "A,"** which we have just received from the printers.

In addition to the fine line of ceilings shown in our catalog, we illustrate in Supplement "A" a variety of new and up-to-date designs which we have recently finished.

We are desirous of procuring a good, reliable party in each city or town to handle our ceiling material, a party that is in position to have it put up in buildings requiring metal ceilings or side-walls.

We can make interesting prices, and are glad to submit designs in answer to all inquiries, giving figured dimensions for rooms.

Acme Sheet Metal Co.
MARTINS FERRY, O.



You don't have to waste Spot Cord by cutting out rough places

SAMSON SPOT CORD

will wear so much longer than ordinary rough cords that it is by far the most economical



SEND FOR TESTS, CATALOG "A," AND SAMPLES

SAMSON CORDAGE WORKS, BOSTON, MASS.



CORNER POST


**THE "PETZ" CORNER POST
AND TRANSOM BAR**

GLASS IS SET FROM THE OUTSIDE WHICH MAKES GLAZING EASY

Used in up-to-date Display Windows and Store Fronts. Does not obstruct the light. Gives use of every inch of window for display. Its adaptability and utility will be grasped by every merchant. Send for descriptive circular No. 77.
Address, 491 FORT ST., DETROIT.

Made only by **DETROIT SHOW CASE COMPANY, DETROIT, MICHIGAN**
For sale by **PITTSBURGH PLATE GLASS COMPANY** at its various warehouses.

Patented Nov. 28, 1905.—John Petz, Patentee.



TRANSOM BAR

On the High Wave of Popularity
The Ideal Hollow Concrete Block Machine

Not a New Machine. Tried and Tested Over Two Years. Satisfied Users Everywhere. Interchangeable to Various Widths. Adjustable to Sixteen Lengths.

No wheels, cogs, gears, chains or cranks.

Nothing to clog, break or get out of order.

Simplicity, rapidity, adaptability, durability.

Face formed in bottom of the mould.

Cores withdrawn horizontally by lever.

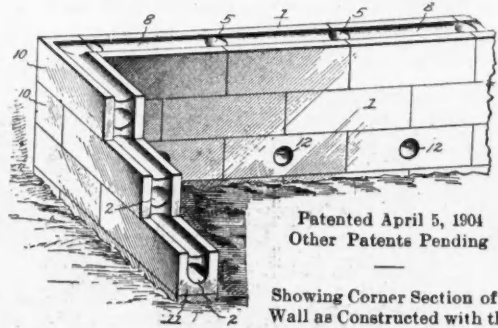
Guaranteed Capacity—two men, 10 hours, 200 blocks.

Portable—Can be carried by two men
 Over 200 in use in the state of Indiana alone.
 The only machine by which can be accomplished the facing of blocks by the Borst System.
 A business proposition to the maker of blocks.
 An appeal to the common sense judgment of the builder.
 In correspondence with us we make our business your interests.



Ideal Concrete Machinery Co.
 SOUTH BEND, INDIANA

**An Improved Block
 An Improved Machine**



Patented April 5, 1904
 Other Patents Pending

Showing Corner Section of Wall as Constructed with the

UNDERWOOD VENTILATING BUILDING BLOCK

WE WISH to call especial attention to the ventilating feature of our block, also the Improved Block and Machine, the strength of the block, all openings being circular, the simplicity of the machine and the rapidity with which it can be operated.

*This machine and block are fully protected by patents. * Territorial Rights for Sale. * Agents wanted. * * * * **

Underwood Building Block and Machine Co.
 49 Bank Building, - DENVER, COLORADO

Well! Well! Get in Line!



HOW?

By using the Coryell Cement Block Machine. When we ask

you to get in line, we mean get in line with a block that will make a hollow wall, so that when your customer asks you if you can build a hollow wall, you will not have to evade the question by saying: Our or my machine makes a hollow block. A hollow block is all right as far as it goes, but they will not make a hollow wall. Now if you want to avoid trouble with moisture and frost, use the Coryell Block, which is better than all, for it makes a hollow wall.

Our catalogue can be had for the asking.

Write, The Kells Foundry & Machine Co.
 82 N. Main St. WHO MANUFACTURE AND SELL THE MACHINE ADRIAN, MICH.

HOW MANY THOUSANDS OF CEMENT STONE BUILDINGS WILL BE ERECTED IN 1906?

There's a question Contractors, Builders, and all who have to do with building may well ask themselves.



The enormous use of Cement Stone in Buildings of all kinds during 1905 has compelled the conservatives in the building trade to "sit up and take notice."

The increase in 1906 over 1905 will be marvelous; better perhaps to say phenomenal.

Builders can no longer ignore the sterling value of perfectly made Cement blocks, either from the standpoint of economy or artistic beauty.

Men with foresight in the building trades all over America and even across the sea are falling in line, and are looking for the best Cement Stone Machine made.

In choosing a Cement Stone Machine don't be carried away with the vociferous shouting and constant clamoring of manufacturers who claim without reason that their machine is the best, even better than the best.



THE HERCULES CEMENT STONE MACHINE

**Is not better than the Best,
But better than the Rest.**

A fact that is easy to prove to any intelligent Builder or Contractor who will take the trouble to write for our new, beautifully illustrated Catalog X.

The simplicity of construction in the Hercules is one great feature; this, combined with its automatic action and accurate mechanism and the combination arrangement, which permits two stones of different sizes to be made on the one machine at the same time, is the reason that the Hercules makes more blocks in less time and for less money than any other machine.

The Hercules is an adjustable machine—perfectly and easily adjustable—and that is why it can make blocks ranging in size from two inches to six feet accurately and perfectly.

Being simple in construction, the Hercules is easily kept clean and does not require high priced labor to operate.

In the Hercules the plate that makes the face of the stone rests on the bottom. This allows the operator to tamp directly on the face, enabling him to get a very clear and accurate impression of the design, which comes out as natural as cut stone. Tamping directly on the face also permits the builder to make a stone with a fine clean cut face and a coarse back—a clear saving of material.

If you are going to own a machine you want the one that will make the strongest blocks—blocks with a crushing strength equal to natural stone.

Well: that's just why we call this Machine Hercules—the name denotes strength—wonderful strength—and the Hercules Machine does not belie its name, for with our method of tamping—with a big flat tamper—the Hercules makes stronger stone than can be made on any other machine.

The Hercules makes solid blocks and hollow blocks. The hollow blocks are made with more air space than those made on other machines which, as you can readily see, means a great saving in material—which means money.

You can smile at competition if you have a Hercules: smile right out loud if you choose, for you can make blocks much cheaper, much stronger, much more natural looking, than any competitor who uses any other machine.

You can make a larger number of designs too; over fifty half-tone designs of facings are shown in our new Catalog X.

On the ONE machine, the Hercules, you can make in addition to solid and hollow stone, water tables, window sills, lintels, coping, steps and the like.


We want you to send for our new Catalog X, showing our 1906 model—we want to prove to you that The Hercules will do anything that's worth doing better than any other machine and will do other things besides.

Send for Catalog X to-day. Lumber is going higher—natural stone won't go lower, that's a sure prophesy—and Cement Stone is the building material of the future. Catalog X will tell you lots of things you ought to know about stone making.

CENTURY CEMENT MACHINE CO.,
273 WEST MAIN ST., ROCHESTER, N. Y.


Hollow Concrete Walls and Partitions—Two Piece System

WHEN YOU FIND—That one piece hand tamped blocks make wet walls,
 That such walls are not stone but cemented sand,
 That damp sand and cement will not make true concrete,
 That tamping damp sand displaces that already tamped adjoining,
 That this produces a block lacking in density,
 That you cannot safely plaster on such a wall without expense of furring,
 That you have a soggy wet wall for days succeeding every storm,
 That you have a wall with only thirty per cent of air space,
 That you have no continuous horizontal air space,
 That you have a wall with no cross bond,
 That you have a system, requiring two men to handle a block and a derrick
 to put it in the wall,
 That you have a system slow and laborious in manufacture and laying,
 That you have no way of facing your work : (Patented)
 Then write to—



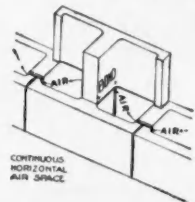
THE AMERICAN HYDRAULIC STONE CO., Century Building. Denver, Colo.

Ask for a prospectus describing the two piece wall containing the header bond, made of True Concrete, stronger in a 1 to 10 mixture than hand tamped damp sand and cement is in a 1 to 3 mixture. Every block made under heavy pressure, in steel moulds, in one set of which all the different widths of wall from 2 1/2" to 17" can be made by simply changing the adjustment, making a wall 50% hollow containing an air chamber both in the horizontal and perpendicular, through which moisture, heat and cold cannot penetrate—a block easily handled by one man—to which any facing desired 1/2" thick is applied before the block is pressed; one thousand square feet of wall per ten hour day made, cured, and cared for with nine men—three times the daily product possible under any other system.



(Patented) UNIVERSITY OF ILLINOIS Champaign, Ill., Sept. 29, 1904.

Gentlemen:— * * * I have, I believe, investigated all the principal systems of hollow concrete wall and partition construction now on the market, and have no hesitation in saying that your system of manufacturing is the only one I know of that obtains perfectly satisfactory results both in the block and in the finished wall.
 Very truly yours, (Signed) JAMES M. WHITE,
 Professor of Architectural Engineering.



WHY not manufacture your own Building Blocks? We have the machine that will do it. The machine that makes the right kind for all buildings.

It makes building-blocks from 4 to 32 in. in length, and any height from 4 to 12 in.

It draws the cores, opens end plates and draws the division plates with one operation, working simultaneously.

It makes two 16 in. or one 24 in. and one 8 in., or one 16 and two 8 in. and one 32 in. blocks.

It makes sills, lintels, water table, coping, and sidewalk tile up to 48 in. in length and 24 in. wide.

No cogs, no gears, no chains, no cranks, no levers in the way, no iron pallets needed, no bolts to remove in changing cores, no bolts to remove to adjust, no hopper to remove, no square needed, no broken corners, no breaking corners by drawing division plates, no skilled labor required.

THE HANCOCK BLOCK MACHINE CO., Lestershire, N. Y.

Patented Nov. 7, 1905. Pat. applied for. Write for Catalogue and Price.

Waterloo Concrete Brick & Block Mach. Co.



ONE movement of the lever operates the **ENTIRE** machine, consuming the least time for operation of any machine. Two men will make 250 blocks per day.

Our block is patented. Has double, a vertical and horizontal air space.

The brick attachment makes 18 brick as easily as a block.

No gears or chain to clog or break.

Write for catalogue "B."

O. H. SWEENEY, Sec.

Agents Wanted. 101 E. 4th St. WATERLOO, IOWA.

Southern Agents, SILVERA & GADSDEN, Savannah, Ga.

Agents for the Pacific Coast, C. J. TALLON & CO., 618 Bailey Building, Seattle, Wash.

Notice to Architects Contractors and Builders



THOUSANDS of hollow concrete houses were built this last year and ten times as many are being arranged for this coming year. While such buildings are comparatively new, yet the oldest buildings and work in the world are concrete material. We have had twenty years experience in concrete work, but as every new invention and discovery has difficulties and defects to overcome, we had an expert engineer travel and examine buildings that have been built of Hollow Concrete Blocks. He found lintels, sills and blocks cracked. As you readily understand, a solid block is much stronger than one with a large percentage removed. We experimented, made tests and invented a wire reinforcement which we patented. This strengthens blocks, lintels, etc., so they would not crack and would stand any strain. Tests show they would stand 1500 feet high before bottom block would commence to crumble. 40,000 of these were placed in the sewerage pumping station where the strain of the powerful machinery required the strongest construction. By using this reinforcement in the blocks they can be made so much lighter that one man can make and lay same, being a great saving in labor and material. Foundations, basements and even the first stories of frame buildings can be made of Hollow Concrete Blocks as well as lintels, sills, etc. Our machines make blocks face down. The face can be made one-fourth inch thick, any color, the balance of the block ordinary concrete. We make machines any size, from a hand machine that can be moved instead of the blocks, to a machine that turns out five blocks at one time. Write us and get full particulars regarding machines, cost, etc. We also furnish forms, shapes and moulds for all kinds of ornamental concrete work.

National Hollow Concrete Machine Co.

Department K No. 921 F Street, N. W. Washington, D. C.



We Move the Machine NOT THE BLOCKS

it is setting, but this is the only machine by which this is possible. The blocks cost 6 cents to make—sell for 18 cents. One man can make 200 blocks per day. Whole outfit costs \$125.00. Figure the profits.

Competition simply demonstrates the superiority of the Pettyjohn machine. Unlimited guarantee. SENT ON TRIAL.

THE PETTYJOHN COMPANY

634 No. 6th Street, TERRE HAUTE, IND.



FACTS CONCERNING THE

HARTWICK AUTOMATIC CONCRETE BLOCK MACHINE

All parts are machine finished and every block guaranteed perfect.
Makes all forms, **Solid or Hollow Blocks**.
Has fewer parts and works easier than any other machine.
No Springs—No Cogs—No Wheels. Simplicity and durability its strong points.
Either **Wood or Iron Pallets** for all kinds of work.

THE SCHEIFFLER, Continuous Automatic Proportioning Mixer

The only Mixer that will automatically proportion in any amounts from 1 to 2, to 1 to 10, and **will not clog with Cement**.
Made in all sizes; any kind of power required.
Used for all kinds of **Street and General Contract Work**.
Hand Machines are fitted with pulley power—can be attached.
Are especially adapted for **Concrete Block Manufacture**.

HARTWICK MACHINERY CO.

228 Washington Street

::

JACKSON, MICHIGAN

The "Cochran" Double Mould Cement Brick Machine

(Patents Pending)



This machine has **Double the Capacity** of any Cement Brick Machine on the market. It is practically **Two Machines in One**. **Two Men** can work at the same time, one on each side of the machine.

This is the only Cement Brick Machine made on which **One Man** can make and carry away **Twenty Brick at each Operation**.


Made in two sizes. Number 1 making **16** brick at a time and No. 2 making **20** brick at a time.

We furnish **Cast-Iron Pallets** with our machine because we **know** you cannot make good brick on **Wooden Pallets**. Write for prices to.

Concrete Engineering & Equipment Co.

Butler, Pa. Greensboro, N. C.

THE MEDIUM Hollow Block Machine



Rock

Panel

Smooth

Operates in three sections, making **ROCK, PANEL** and **SMOOTH** face all at the same time.

Its capacity is 1,000 blocks per day—ten hours. **COSTS ONLY \$200.00**. Single sections with all attachments \$125.00. Operates in the **MEDIUM PROCESS**. Our blocks cost only one-half as much as others.

Medium Hollow Block Machine Co.

419 Boston Block
MINNEAPOLIS, MINNESOTA

NELS ERICKSON,
Mgr. and Patente



THE -X-L- CONCRETE STONE MACHINE

EQUAL TO ANY FOUR OTHER two-piece tamp machines.

MAKES A VARIETY OF OVER 800 BLOCKS. ALL WIDTH OF WALLS OVER 2 INCHES.

Blocks made scientifically correct.

THE L BLOCK TWO-PIECE SYSTEM.

The true solution to concrete wall construction.

WATERPROOF WITHOUT FACINGS. Inside block made heavier than face block.

LET US TELL YOU HOW

We save upwards of 50 per cent. in construction of walls. Would this mean anything to a business? Special price on first machine to desirable parties at central points.

THE -X-L- CONCRETE STONE MACHINE COMPANY

111 W. 18th St., Kansas City, Mo.

WHEN WRITING ADVERTISERS PLEASE MENTION THE AMERICAN CARPENTER AND BUILDER.

THE FACE PLATES



COPYRIGHT 1904 BY E. C. HARTER.

of our \$25.00 concrete Stone Outfit are all interchangeable. The stone made by it are just as artistic of design and as practical for building buildings as those made on the more expensive machines. We ship to responsible parties on ten days' trial. 411 machines shipped on trial during 1904; only three were returned. If we were selling gold dollars for 90 cents each we could scarcely hope to beat this record. Don't

argue—we pay the freight when not satisfactory. Send for our book of instructions for making concrete stone.



CEMENT WORKING MACHINERY CO.

195 LAFAYETTE AVE., DETROIT, MICH.



THE IMPROVED "MILES"

CONCRETE BUILDING BLOCK MACHINE


MOLDS ALL BLOCKS FACE DOWN

Makes circles, octagons, gables and water table blocks for hollow, solid or veneer walls.

Write us today for circulars and descriptive matter

THE P. B. MILES MFG. CO.
214 S. Mechanic St.
JACKSON, MICH.

Concrete Blocks! The Clipper Block Machine Produces Them




The Clipper Block Machines are simple, durable, light, strong, accurate, and will produce a great variety of shapes and sizes in hollow blocks, veneering blocks, chimney blocks, pier blocks, circular blocks.

ALL FACE BLOCKS TAMPED WITH THE FACE DOWN.

Rock faced, plain faced, panel faced.
Continuous air space, damp and frost proof.
Machines on the installment plan.
Write for particulars.

R. T. FROST, Exclusive Agent
Address Dept. "A" Dows, Ia.




Granilite manufactured by the McClenahan process

CONTRACTORS and builders are amazed at the perfection of this product. Highly approved by architects everywhere.

DURABILITY UNQUESTIONED LESS ABSORBENT THAN NATURAL STONE
ABSOLUTELY FIRE-PROOF

Every detail of architect fully carried out. Our Licensees are not compelled to compete with the owners of \$25.00 hollow block molds. Parties with capital should write for illustrated catalogue.

STANDARD STONE CO. OF AMERICA (Sole owners of McClenahan patents) No. 1 Madison Ave., New York City



The "Runyan"

Is the only machine that will make concrete building blocks of any description, pavement blocks, window and door caps and sills, BRICK and curbing. The only combination brick and block machine ever invented. One movement of the lever through an arc of 55 degrees, forms the mould and places the cores in position; a reversed motion will release the mould and remove the cores; less than a second's time required; A CHILD CAN DO IT. Cheapest machine on the market, capacity considered.

C. M. RUNYAN & CO.
ELYRIA, OHIO




Strong, Simple, Durable
Capacity limited only by what can be fed into it. It's doing business all the time. Operated by 3 H. P. gasoline engine, the entire machine when equipped weighs but 1,700 lbs.

The GRANT

The Mixer that Mixes
Dry Concrete, for it is not a revolving drum or cube

It has the dry and wet mix of our famous CONNOLLY and, of its character, is the lowest priced concrete, cement and mortar mixer equipped with power on the market.



The rapid and peculiar motion of its 23 paddles attached to the center (mixing) shaft, making 62 revolutions a minute, throwing the material over itself and giving it lateral and edgewise thrusts, the entire product gets a thorough and absolutely perfect mix.

We make and try to keep in stock our Special Type of Grant with mixing cylinder 10 ft. in length and equipped with 53 paddles, a superb mixer designed for dry concrete. This we sell with or without power, stationary or on wheels, and is essentially a machine for block and all kinds of artificial stone work.

Make no mistake but send for Booklet "G" and prices.

U. S. CONCRETE MACHINE Co., Majestic Bldg., Detroit, Mich., U.S.A.



Ready for Shipment

Millions of CLAY BRICK are used every day

Cement Brick are better and at the same price replace them.

Cement brick can be sold at the same price at a good profit if made on the



DYKEMA BRICK MACHINE, because with it brick are made at a low enough cost to enter the common clay brick market.

The machine is simple—concrete is tamped into the mold, a pallet placed on top of it—a bar placed on the pallet and the whole mold turned over, discharging the brick automatically.

Nothing to open or close, all labor utilized in making brick. Brick are made face down—a properly graded concrete is used—saving cement. They slide out—more water can be used—saving cement.

An established market, an unlimited demand and a small investment make this a splendid business proposition. Send for book.

Send for our book about the **Dykema Wet Process Molds** for making stone that won't take water.

Send 30 cents in stamps to our Architectural Dept. for our book of 40 plans.

The DYKEMA CO.

2626 Pearl Street
GRAND RAPIDS, MICH.



MIXER vs Mixture

**We make the mixer—
You make the mixture—
Without a good mixer—
You can't get a good mixture—**

Our American mixer is good—all that the name implies—new, modern, up-to-date, honest, to be depended upon and a "mixer"—just like any genuine American citizen. Compare it from any standpoint with the other kind and the result is like comparing the Yankee with the subjects of the Old World.

A REAL AMERICAN

It feeds while running, discharges instantly, is self cleaning, does not "ball" or "roll" and MIXES. Send for Catalogue "O".

MANUFACTURED BY
THE INTERNATIONAL FENCE & FIREPROOFING CO.,
Columbus, O.

THE DUNN MACHINE

WITH

Mason's and Builder's Equipment

PATENTED

A Machine that makes 300 perfect blocks per day. Adjustable Cores, and all parts interchangeable. Makes blocks from 2 to 12 inches in width up to 20 inches long and in different designs.

No expensive iron pallets required. All blocks made on the one size wood pallet.

PRICE \$35.00

No machine at any price makes better blocks, or makes them more rapidly or economically. Write for catalog.



W. E. DUNN & CO.


Sole Manufacturers

353 West Fullerton Ave.


Chicago, Ill.

Get the Best

Our 1906 model FACE DOWN MACHINE makes blocks hollow or solid, all lengths and widths. Makes circle, octagon, hexagon, veneered, crown moulding, and many fancy blocks, also water tables. Send for Catalogue No. 5.



COLTRIN MFG. CO.'S BLOCK MOLD



BOOS AUTOMATIC CEMENT BRICK MACHINE

The BOOS AUTOMATIC BRICK MACHINE will make standard brick, plain or rock

face, designed especially for facing the brick. Compare its merits with its competitors, the rapidity of its work, quality and uniform size. Two men can readily turn out from 3,500 to 4,000 brick in ten hours. Address

Coltrin Mfg. Co.

140 West Main St. ::: JACKSON, MICH.

The Architectural Mold Co.



This cut illustrates results obtained from our

Balluster and Base Ball Cap Molds

Photographed direct from the cement products. Size of Balluster blocks $8\frac{3}{4} \times 12 \times 12$, base of cap 12×12 in., diameter of sphere 9 in.

These molds have our corner locks, which easily and rapidly adjust the molds to their proper position. You will be interested in our Broken Ashler and Course Building Block Molds.

Let us supply your needs in this line also.

Full particulars and prices furnished upon application

THE ARCHITECTURAL MOLD CO.
1174 Theodore Street DRETOIT, MICH.


SUPERIOR THE BEST CONCRETE BLOCK MACHINE




The SUPERIOR makes the stone with the face down or in the bottom of the flask, which permits of the use of fine rich material for the face and coarser, cheaper material for the main body of the block.

It is manufactured by
T. O. EICHELBERGER COMPANY
DAYTON, OHIO

who will gladly tell you all about it. Write them.



**Only
Machine that
can make
Water-Proof
Work**



The original inventor's latest production in Hollow Concrete Building Block Machines; advancing the industry one hundred per cent

**Harmon S. Palmer's
Self-Closing-Automatic-Adjustable**

The Crystallization of Every Merit in the industry to date. Blocks of every size, length, angle, height and contour produced with astonishing ease and rapidity. Also brick. A marvel of ingenious attachments to the machine which has made more buildings than all infringers and imitators combined. We gave the world the Hollow Concrete Block Industry, the first machine and the first practical block. In the race for advancement and business, we are still in the lead.

Two Highest Awards at St. Louis Exposition. Adopted by the United States Government and Panama Canal Commissioners.

Wanted!—Live Agents, Good Factories and Local Lawyers

We agree to prosecute infringers. Many already enjoined. Many suits pending.

**Write for Catalogue "A."
Washington, D. C.**




CEMENT BRICK

BE YOUR OWN BRICK MAKER

LARGE CAPACITY — 5,000 BRICK PER DAY
SKILLED LABOR UNNECESSARY. SIMPLE AND INEXPENSIVE

Seaman's Cement Brick Machine Co.

23 Fountain Street Grand Rapids, Michigan



Smith Mixers

Used by all up-to-date Engineers and Contractors.

600 Sold in 1905. WHY?

Made in seven sizes. Any combination of power and mounting.
Write for prices and particulars.


Contractors Supply & Equipment Company
Old Colony Building, CHICAGO

170 Broadway, New York

John L. Kirk, Pittsburg

THE CROUCH SYSTEM


THE SAND PALLET BEATS THEM ALL



Probably 10,000 persons contemplate engaging in the manufacture of cement posts or cement building blocks this year. Many more propose to enlarge their plants or perfect their equipment. You are one of them. The cost is an item of importance. Before buying a machine for the manufacture of cement building blocks, porch blocks, fence posts and hitching posts, write for my new catalog and learn about the Sand Pallet and the economical system of making them.

By using the Sand Pallet you cut out the cost of wooden or metal pallets. This item alone will save you \$200 to \$500 on a small outfit to make 150 blocks per day. This amount is more than I ask for an outfit to make 25 varieties and sizes of stone, posts, lattice and piers. Besides this, the other kind of machine costs more than mine. You will be right when you adopt the Crouch System.

J. M. KEITH, 1190 West 4th Street, Des Moines, Iowa.




GET A MACHINE THAT WILL DO THE BUSINESS

The cut of the church shows what can be done with the Stewart Machine, as this church was erected of blocks made on a Stewart. You can make blocks in any old box, but if you want to make good blocks,

GET A STEWART


Write for catalogue to the
STEWART CEMENT BLOCK MACHINE CO.
 888 Lafayette Block, WATERLOO, IOWA

The OHIO CERAMIC ENGINEERING CO., Cleveland, Ohio
 Agents east of Wisconsin, Illinois and the Mississippi River.



CONCRETE STONE MADE BY NATIONAL BUILDING BLOCK MACHINERY CO.

MILWAUKEE, WIS.



211 GRAND AVE., MILWAUKEE, WIS.

The only award (Gold Medal) given to a Concrete Block Machine at the latest exposition was on



(Showing Face Down Position.)

THE "WINGET 1906 MODEL"

The judges quickly recognized its superiority over all others.

It combines all the different types of machines into one Universal Machine, being a Face-Down, an Upright, a Two-Piece Block Machine, just as you choose to use it. Interchangeable in an instant, self-closing, self-opening. Operated through all movements by one lever. A wonder of speed, economy and wide range of product.

When in the market do not fail to get full information regarding the Winget System of concrete machinery, which equips the most complete, up-to-date plant.

Address

The Winget Concrete Machine Co.
 Columbus, Ohio

BRANCHES

New York Chicago St. Louis Los Angeles Greensboro, S. C.


A Model Cement Block Machine For 1906

To the Public and Purchasers of Cement Machinery:

We offer you this, our model block and sill machine, as the BEST general purpose cement machine to be had at a reasonable price; easy and quick in operation, substantial, durable and strong; and will mold everything necessary for the construction of a modern building within itself.

Commence communicating with us AT ONCE, that we may be able to supply your demands with promptness and dispatch.

Keep this ad in mind, it may not appear again.




ADDRESS

STRINGER MACHINE CO., Jackson, Mich.

THE IMPROVED COLTRIN Concrete Mixer

Double drive, automatic feed



Pat'd Feb. 21, 1905

Nine cubic yards per hour, hand power

Catalog No. 5 now out

The Knickerbocker Co.

525 Liberty Street

JACKSON, MICHIGAN

"STANDARD" Cement Brick MACHINE

Standard No. 20



Cement brick made by the Standard Brick Machine can be made for less money than any clay brick or any cement brick made by any other Brick Machine now on the market.

They are all perfectly smooth, with no broken corners.

They can be made into either plain or fancy shapes.

Small amount of capital invested.

Large output at small expense.

It is the fastest hand machine in the world.

OUR CONCRETE MIXER

will handle one-third yard at a time. Mixes batch thoroughly in a minute, whether wet or dry, and two horse power is all that is required to operate it. It is especially adapted for brick or block work. The machine is self-cleaning, is filled and unloaded easily.

Write for catalogue and prices before placing order. Address, Department A.

South Bend Machine Mfg. Co.

SOUTH BEND, IND.


DIXON'S FRAMERS, SIZE 538

DIXON'S CARPENTERS PENCILS

**LAST THE LONGEST
BREAK THE LEAST
MARK THE CLEARST**

Send 16 cents for samples and our special circular 182 J.

**JOSEPH DIXON CRUCIBLE CO.,
JERSEY CITY, N. J.**



We have NOW READY our NEW ILLUSTRATED CATALOGUE devoted exclusively to

WOODWORKERS' TOOLS

**CONTAINING 250 PAGES
1,100 ILLUSTRATIONS**

Handsomely printed on heavy paper, it makes a convenient and useful book for all WOODWORKING MECHANICS.

Sent to any address on receipt of Ten Cents Postage, if you mention American Carpenter and Builder.

WM. P. WALTER'S SONS
1233 Market St., Philadelphia

The Cement Worker's Hand-Book.

By W. H. BAKER. :: Second Edition.

A practical treatise on Cement and its Uses in Construction. Cloth bound. Over 30,000 words. In five chapters. One each on *Commercial Cements, Mortars, Concretes, Cast Masonry, and Practical Notes, Indexed.* The tables and formulas are reliable, and are alone worth the cost. Sold to the Amateur Workman, the Mason, the Engineer, the Railroads, and to the U. S. Government, and in all parts of the English-speaking world. Sent to any address for 50 cents.

Address,
W. H. BAKER, Seville, Ohio

SLATE WE HAVE WHAT YOU WANT

In Roofing Slate, Slate Blackboards
Structural and Plumbers' Slate

SATISFACTION GUARANTEED IN QUALITY AND PRICE
ASK FOR DELIVERED PRICE.

J. K. HOWER, Station C., Slatington, Pa.
H. J. KICHLINE, Sales Agent

"Best" Cement Sidewalk Tools



SEND FOR 1906 CATALOGUE AND PRICE LIST
The Most Satisfactory CEMENT SIDEWALK TOOLS in the World

THE WOODHOUSE HARDWARE MFG. CO.
2618 So. 13th Street, St. Louis, Mo.

SLATE! SLATE!! SLATE!!!


ROOFING SLATE—for Houses, Barns, Factories, &c. If you are going to build, then use Slate for Roofing. Always clean, beautiful and fireproof.

BLACKBOARDS—for Schools, Colleges, &c. Needs no commendation: speaks for itself; just the thing Universally used all over this land and other countries.

STRUCTURAL SLATE—Electral Stock, Sinks, Troughs, Wash-tubs, &c., are being made of slate and are superior to all other stone for such purposes.

SLATERS' SUPPLIES—consisting of Slaters' Tools, Felt, Cement, Nails (all kinds), Snow Guards, Cutting and Puncturing Machines. Kept in stock and can be shipped with the slate. Write for prices and I will tell you all about slate.

David McKenna, Slatington, Pa., U. S. A.



SHELF SUPPORTED ON PINS.

JOHNSTON'S PATENT SHELF PIN.

1 DOZ 15¢ 1 GROSS 85¢.

THESE PINS ARE USED FOR SUPPORTING MOVEABLE SHELVES IN BOOK CASES.

CANNOT FALL OUT OR SAG DOWN. THE BEST SHELF PIN MADE. EASILY PUT IN PLACE BY ANY ONE.

SEND FOR FREE SAMPLE TO **J.D. Johnston** NEWPORT, R.I.

This Shelf Pin is neat in appearance, strong, easily put in place, easily removed, without the use of any tool, not liable to sag down or dropout of place. I have a neat model with pin attached which I will send to Architects.

It will support all kinds of movable sheves in all kinds of cases, or cupboards, or cabinets.

Architectural Draftsmen

desiring to fit themselves for better paying positions should fill out and send this advertisement to us to-day and receive our 200 page handbook (FREE) describing our **Architectural Drawing** course and over 60 others, including **Electrical, Mechanical, Steam and Civil Engineering, Heating, Ventilation and Plumbing, Architecture, Mechanical Drawing, Telephony, Telegraphy, Textiles, etc.**

AMERICAN SCHOOL OF CORRESPONDENCE, Chicago, Ill.

Name

Address

City and State

Am. Carp. & Builder. 2-06

Saw Filer, Clamp and Vise Complete,

to file your own saws. All who see it buy it with joy and file with pleasure. For illustrated circulars and testimonials address

G. H. ROTH NEW OXFORD, PA.

"ROYAL BLUE"

**C. S. NORTON
BLUE STONE CO.**

Dark Blue Stone A Specialty

ESPECIALLY ADAPTED AND
EXTENSIVELY USED FOR

**STEPS—SILLS
PLATFORMS ETC.,**

Now being used in construction
of government War College and
Officers' Quarters—Barracks
Buildings, Washington, D. C.

**QUARRIES SPIDER CREEK CANYON
BEDFORD, IND.**

"ROYAL BLUE"

Bedford Stone

BUFF AND BLUE

Sawed, Planed, Turned
Cut Ready to Set

Estimates promptly made for stone
delivered to any point. Plans sent
for estimate, promptly returned.

Bedford Steam Stone Works
Bedford : : Indiana

**ROOFING, GENUINE BANGOR
BLACKBOARDS & STRUCTURAL** **SLATE**



**ALL ORDERS FILLED
PROMPTLY**

Order direct from the min-
ers and manufacturers

HEADQUARTERS FOR
SLATE BURIAL VAULTS,
CATACOMBS, ETC.


THE BANGOR STRUCTURAL SLATE CO.
LOCK BOX 48 BANGOR, PA.

THE GENERAL PUBLIC

is not educated as to the degree of perfection to which
Block Machines have attained, many believing the cheap
machines will do the work, as it is nothing more than an
experiment.

However, this idea is wrong, and experimenting with
an inferior machine will invariably prove a failure.

The Block business is permanent, and the trade de-
mands that the machine prove its efficiency before it be-
comes a fixture on the market.



The success of our machine is established, and it is
classified as permanent and invaluable because of its
many superior features.

Its speed is unlimited, and you are assured of the
very best results in quality and appearance of blocks, be-
cause of the fact that they are moulded with the face down.

Write us for descriptive catalogue J.

AUTOMATIC BUILDING BLOCK MACHINE CO.
126 Liberty Street, Jackson, Mich.

**40,000 SAND-CEMENT
BRICK or 5,000 BLOCK
(8 x 24) PER DAY**



Only TAMPING principle power ma-
chine made.

We also make an up-to-date mixer.

Write for our Catalogue of power
machines, also of our perfect bond-
damp-proof block wall. (Hand moulds).

CONCRETE MACHINERY CO.
950 Majestic Building, DETROIT, MICH.

KEEP OUT DAMPNESS

PAINT YOUR CONCRETE BUILDINGS WITH

R. I. W. PAINT

"REMEMBER IT'S WATERPROOF"

Sold in Barrels, \$1.25 per gallon; 5-gallon cans at \$1.35 per gallon;
1-gallon can, \$1.50 per gallon; all F. O. B. Chicago.

PROOF AGAINST WATER, ACID, FUMES OR ALKALI
Special Elastic Compound for Each Specific Purpose.

THE GARDEN CITY SAND CO.
dealers in All Kinds of Building Materials
1201 SECURITY BUILDING, CHICAGO.

SASH**COMPLETE STOCK
PROMPT SHIPMENT****DOORS****HIGHEST GRADES
LOWEST PRICES****MILLWORK****NET Price Catalogue Mailed to Contractors on Request
Write TODAY****GEORGE GREEN LUMBER CO.****Twenty-Second and Grove Sts., Chicago****PENNSYLVANIA PAINT & GLASS CO.**

Wholesale Dealers in

Paints Varnishes Brushes Colors
 Painters' Supplies Plate Skylight Mirrors
 Ornamental Window Glass

Exclusive Distributors for
 Acme White Lead and Color Works' Products

890-902 SECOND AVENUE, PITTSBURGH, PENNSYLVANIA

AN UNPARALLELED OFFER

To every manufacturer using wood-working machinery of any description, who will tell us he saw this ad in the American Carpenter and Builder, we will send *free of charge* one of our

VAN DUZEN LOOSE PULLEY OILERS

They do not waste or throw oil—can be used on almost every size and speed of pulley. Tried and tested 15 years. 7 sizes, all brass. Ask for price list 26Z.

THE E. W. VAN DUZEN CO., CINCINNATI, OHIO

YOU are Building — YOU need Millwork



We will send you this catalogue of 200 pages—FREE OF COST.

It contains illustrations and **WHOLE-SALE PRICES** on

- | | | |
|-----------|--------------|-----------------|
| Sash | Mantels | Porch Work |
| Doors | Grilles | Stair Work |
| Blinds | Flooring | Building Paper |
| Mouldings | Glass | Galv. Iron Work |
| Frames | Blocks | Steel Ceilings |
| Screens | Pantry Cases | Sink Trimmings |

This shows the book we send free to Carpenters and Builders



Size 6x9 inches
Over 700 illustrations, fully priced

Ask for it Today

DON'T Put it Off

We Operate Our Own Factory

We carry a large assortment of stock sizes of all kinds of Millwork and are prepared to make *prompt* shipment.

Our factory is specially prepared for special work.

All of our goods are guaranteed.

You lose nothing, as you can return all goods not satisfactory.

Could we be any fairer to you?


Schaller-Hoerr Co.

Country Dept.

West 22nd Street

CHICAGO, ILL.

We
Manufacture
Everything
In
Millwork
at
Chicago



Send
us
your
Lists
for
Estimate

We are prepared to quote extremely low prices consistent with high grade manufacture and solicit your business. We can make complete shipment of an ordinary house bill within one week.

Best Facilities in Chicago

HARTY BROTHERS & HARTY COMPANY

Twenty-first and Loomis St.

Chicago


BUILDERS EVERYWHERE

SAVE MONEY
ON ALL KINDS OF
MILL WORK.

DIRECT FROM THE MILL
AT LOWEST MILL FIGURES
SASH DOORS FRAMES
PLAIN AND
EMBOSSED **MOULDINGS**
FINE INTERIOR FINISH.
PERFECT WORK PROMPT SHIPMENT—

TRY SEND FOR ESTIMATES TRY
PRICES AND CATALOGUE

FOLEY M'F'G. Co.
FACTORY AND LUMBER YARD
474-498 & 475-495 W. 21ST. PLACE
OFFICE
471 W. 22ND STREET—
CHICAGO
ALSO BEST MATERIALS FOR
GREENHOUSES AND CONSERVATORIES.
SEND FOR CATALOGUE



Embossed and Plain Mouldings

Balusters and Stair Work

Columns, Interior Caps
and Raised Carvings

Chicago Embossed Moulding Co.
598 AUSTIN AVENUE, CHICAGO, ILL.

Send for Our New Catalogue





8x8 - 8 ft.
\$2.50
 1 1/4" Stave
 Lock Joint

CHICAGO MILLWORK SUPPLY CO.

Manufacturers

*Buy
 Direct
 and
 Compete*

**FROM
 MANUFACTURER
 DIRECT**

*We
 Save
 you
 Money*

**Mailed
 Free
 Catalogue
 No. 12**

This valuable book—200 pages—2,000 designs, with **exact, net prices** plainly marked on all goods illustrated—Doors, Windows, Mouldings, Blinds, Frames, Porch Work, Art Glass, Mantels, Stair Work, Grilles, Wood Carpet, etc., etc.

Mailed to **Contractors and Builders** on application. Estimates on Millwork submitted.

Write today for Book No. 12

239-245 W. 22nd St. CHICAGO, U. S. A.



Stays on.

HIGH IDEALS IN PAINTS.

MONARCH PAINT. 100% PURE.

Made of Carbonate of Lead, Oxide of Zinc, and pure Linseed Oil. *Guaranteed and sold subject to Chemical Analysis.* Introduced 21 years ago.

We are the oldest and the largest manufacturers of an absolutely pure Paint in the United States.



Dries hard.

SENOUR'S FLOOR PAINT.

The Original and Best on the Market.

Made specially to walk on. Dries hard over night. High lustre. Wears like iron.



Stands the wear.


SENOUR'S E. Z. FLOOR AND FURNITURE STAIN.

Easy to Apply. Quick to Dry.

For Floors—does not chip or mar white. Washable. For Furniture—does not obscure the grain of the wood. High polish finish for high-grade work.

SENOUR MFG. CO.

CHICAGO. SOLE MAKERS. MONTREAL.



UNIVERSAL Design Book

416 Pages—Handsomely Bound in Cloth—1500 Illustrations.
Official Lists Throughout—Size of Page, 7x10½

\$1.25 POSTPAID.

The phenomenal success of our large Design Book throughout the United States, the many testimonials we have received as to its usefulness, is assurance the book is all its name implies, viz: "Universal." Corrected to date, it contains all the Official Lists, including Window and Plate Glass, Mouldings, Corner, Head and Base Blocks, New Sash and Door List, etc. Almost invaluable to the Architect, Contractor, Builder, Jobber and Manufacturer, alike. A book of ready reference, and referred to constantly. Special care having been taken in its compilation by the best authorities, assuring accuracy and judgment, and nothing listed that cannot be obtained at all times without annoyance and delay.

Handsomely bound in cloth, lettered in white and gold, beautiful enamel stock, with Art Glass, Parquetry Flooring, Painted and Grained Doors, illustrated in seventeen colors—a work of art, a Design Book that no office is complete without. Send for one while the edition lasts.

We also publish and keep in stock the following Official Lists:

96 Page Sash and Door List—232 Page Sash and Door List

THE ABOVE IN VEST POCKET SIZE.

OFFICIAL MOULDING BOOK—WINDOW AND PLATE GLASS LIST—ART GLASS CATALOGUE

SEND FOR SAMPLES AND PRICES.

Shattock & McKay Co. PRINTERS AND PUBLISHERS **Chicago**
180-182 MONROE STREET

JACK HENDERSON SERIES

Mirthful Books in Up-to-Date Slang

A Series of Books by Benj. F. Cobb, written in the catchy slang vein which to-day is so prevalent. These books are the best issued, and fairly blossom with wit and humor. Bound in cloth, gilt top, with seven half-tone illustrations. Price 50 cts. each, postpaid.

Jack Henderson Down East
Jack Henderson Out West
Jack Henderson Down South
Jack Henderson on Matrimony
Jack Henderson on Tippin
Jack Henderson on Experience

The six books would cost you \$3.00. There are seven stories in each book and seven laughs in each story. Nothing like it for driving away the blues and keeping down doctor bills.

If you can not find these at your book dealer's, write to

Hurst & Company
Publishers
395 Broadway, N. Y.



JACK HENDERSON



THE GIRL LOOKED CONFUSED

THE AUTHOR'S NAME IS A SUFFICIENT GUARANTEE THAT THESE BOOKS ARE THE BEST AND MOST PRACTICAL IN THE WORLD.

THE Carpenter's and Builder's Standard Library

BROTHERHOOD EDITION

By FRED. T. HODGSON, Architect.



Complete in Ten Handsome Volumes, 3,000 pages, 2,600 Illustrations, or sold Separately if so Desired. They are Practical, Omitting Nothing Essential and Containing Nothing Irrelevant.

FROM the Carpenter's and Builder's Standard Library of books has been eliminated everything which in the remotest degree divert the reader's mind from the essentials of the subjects treated; thereby providing him with the necessary and useful knowledge by the most direct route and shortest cut and saving him many hours of misspent study.

Designed for the journeyman carpenter, architect or apprentice, the Carpenter's and Builder's Standard Library presents all the rules, formulas and principles of practical science, describing processes, machinery, tools, etc., in such a manner as to enable the reader to put into practice what he learns—in short these works make a practical operator of the reader and not an eloquent theorist as is too often the case with the product of modern schools.

The books are technical only within indispensable limitations, and in such instances care has been observed not to confuse the student with terms which, to an untrained reader, might appear ambiguous or obscure.

TITLES CONTAINED IN THE SET

Each Beautifully Bound in Half Persian Morocco, Silk Cloth Sides, Gold Tops and Titles.

Practical Treatise on the Use of the Steel Square. Two large volumes. 560 pages. 500 illustrations. Price.....\$3.00

Modern Estimator and Contractor's Guide. For pricing all builders' work. 300 pages. Fully illustrated. Price.....\$2.00

Modern Carpentry and Joinery. A practical manual. 250 pages. 200 illustrations. Price.....\$1.50

Easy Lessons in the Art of Practical Wood Carving. 320 pages. 300 illustrations. Price.....\$2.00

The Up-to-date Hardwood Finisher. 320 pages. 117 illustrations. Price.....\$1.50

Common Sense Stairbuilding and Handrailing. 200 pages. 200 illustrations. Price.....\$1.50

Twentieth Century Stonemason's and Bricklayer's Assistant. 320 pages. 400 illustrations. Price \$2 00

Builders' Architectural Drawing Self-Taught. 300 pages. 300 illustrations. 18 large double folding plates. Price.....\$2.50

Low Cost American Homes. 240 pages. 200 illustrations. Price.....\$1.50

HOME STUDY AND SUCCESS.

EDUKATION neither begins nor ends with the college. It depends, first or last, upon one's own efforts; upon one's ability to learn needful facts and put them into practice. Home study is the secret of success. Many of our great men have been self-taught. Lincoln is a striking example. The most complete home training school ever organized is now open to every earnest man or boy. It is within the pages of the "NEW CARPENTER'S AND BUILDER'S STANDARD LIBRARY," by Fred. T. Hodgson. It provides no less than 100 courses of study, covering every phase of Carpentry and Building. To make this work distinctly practical Mr. Hodgson has worked over 50 years in gathering together this vast amount of practical information. No matter what your education or previous training, this unrivaled work will point out new practical examples which you have long wanted to know. If you have no aid or incentive to home study, you are losing ground. Questions are constantly coming up which require definite answers. You need the best books you can get, and that is easily the "New Carpenter's and Builder's Standard Library."

Send for 80 Page Booklet—Sent FREE

The Hodgson Book Co.—Special Price Offer Coupon.

THE HODGSON BOOK CO., 213-211 East Madison St., Chicago, Ill.

GENTLEMEN:

Form 1—Cash Offer You may send me, all charges paid, One Complete Set, 10 Volumes. The Carpenter's and Builder's Standard Library, Brotherhood Edition, at your special price of \$13.50. Amount enclosed herewith.

Form 2—Installment Offer You may send me, all charges paid, One Complete Set, 10 Volumes, The Carpenter's and Builder's Standard Library, for which I enclose \$3.00 as first payment and further agree to pay you the sum of \$2.00 per month for six months, until the full amount of \$15.00 is paid, books to remain the property of the Hodgson Book Co. until paid for in full.

Form 3—Volume Offer Please send me, all charges paid, Volume

..... for which I herewith enclose the sum of

My Express Company is

Name

Street and No.

Town

State

WHEN WRITING ADVERTISERS PLEASE MENTION THE AMERICAN CARPENTER AND BUILDER.

CONTENTS FOR FEBRUARY, 1906

Table with 3 columns: Article Title, Page, Article Title, Page. Includes 'Average Man, The (Poem)', 'Editorials', 'Painting the New House', 'Reinforced Concrete', etc.

INDEX TO ADVERTISEMENTS, FEBRUARY, 1906

Large index table with 3 columns: Company Name, Page, Company Name, Page. Lists numerous companies such as Acme Sheet Metal Co., American Hydraulic Stone Co., and many others.

THE TWO MIRACLES

Concrete Specialists

Miracle

STAGGERED
AIR
SPACE
BUILDING
BLOCK
MACHINE
EXHIBIT

“A”

Miracle


CEMENT
SEWER
PIPE
AND
TILE
MOLDS
PERFECT
MECHANISM

and their

Big Four Concrete Products

CONCRETE, THE BIG, NEW INDUSTRY, CAN MAKE MONEY FOR YOU.

Four branches to this profitable business are now open to you. No proposition of the present day can equal it for profits earned on capital invested. Each branch is working wonders in concrete construction, and has much larger possibilities. The demand for concrete is growing every day, and the best thing for any contractor or builder to do is to be prepared at least to meet that demand. Many men are making thousands of dollars yearly from concrete construction. Those who get started first set the profits and market value in your territory. We can get you started exclusively in your territory if you will let us.



“THEY ALL LIKE OUR BLOCK.”

It therefore behooves you to talk to us before installing any other kind.

NO OTHER CEMENT BRICK MACHINE

on the market with two men operating can do the work ours can with only one man. And it costs less to install. Our booklet will tell you more. Send for it.

ALL OTHER SEWER PIPE AND TILE MOLDS

require a big investment because they cannot be removed until the cement is set. Ours is different. New patented mechanism makes it possible for one mold to be kept busy all the time. It is boosting the industry.

OUR SIDEWALK TILE MACHINE

has done service for years, and not a one returned. Every purchaser is making good money. These are reasons which are worth considering.

We will make it worth your while to correspond with us.



The New Miracle Cement Brick Machine

WRITE FOR CATALOG K.

Miracle Pressed Stone Co.
MINNEAPOLIS

Miracle

ONE
MAN
CEMENT
BRICK
MACHINE
THE
MOST
PRACTICAL


Miracle

CEMENT
SIDEWALK
TILE
MACHINE
—
AN
EXCELLENT
SIDE
LINE

RELATING TO AN EXHIBIT AT THE LATE

WORLD'S FAIR ST. LOUIS 1904

MACHINERY HALL



H.B. SMITH MACHINE CO'S SPACE

THE RESULT



GOLD MEDAL



DIPLOMA



GOLD MEDAL

The Highest Award

FOR SUPERIORITY OF

WOOD WORKING MACHINERY

TO
H.B. SMITH MACHINE CO.

SMITHVILLE, N.J. U.S.A.

BRANCHES:- NEW YORK, BOSTON, CHICAGO.

SEND FOR CATALOG DESCRIBING
MORE THAN 150 MACHINES FOR WORKING WOOD
ADDRESS AS ABOVE

WHEN WRITING ADVERTISERS PLEASE MENTION THE AMERICAN CARPENTER AND BUILDER.