

May, 1906


Price 20 cents

*Prints*

# AMERICAN CARPENTER AND BUILDER



**The World's Greatest Building Paper**



United States Capitol of Hawaii at Honolulu



## Builders and Architects

If you are not using our  
**Improved Hero Furnaces**  
 or our  
**Combination Heaters**

in your buildings, you are neglecting something that will add to their value and to your success.

With your permission we can give you invaluable suggestions and assistance in this line. Let us prove it to you.

Your Letters Will Receive Our Prompt Attention

**CHARLES SMITH COMPANY, 40 Dearborn Street CHICAGO**



Keen Kutter Tools stand every test of a good tool. You can take a Keen Kutter saw, bend the end of the blade around *until it touches the handle* and it will spring back straight and true. Every other kind of a Keen Kutter Tool is as good a tool of its class as the Keen Kutter Hand Saw. The Keen Kutter brand covers a complete line of tools, and every

# KEEN KUTTER

Tool is made of the finest steel and made in the best possible manner by expert workmen. This quality tells in actual use—it means freedom from constant

sharpening—it means long and satisfactory service. Even in the beginning Keen Kutter Tools cost little more than inferior qualities—in the end they are by far the cheapest tools you can buy. Keen Kutter Tools have been Standard of America for 36 years and were awarded the Grand Prize at the St. Louis Exposition in competition with the world.




Following are a few kinds of Keen Kutter Tools, which your dealer should have—if he hasn't them, write us and we will see that you are supplied. Axes, Adzes, Hammers, Hatchets, Chisels, Screw Drivers, Auger Bits, Files, Planes, Draw Knives, Saws, Tool Cabinet, Scythes, Hay Knives, Grass Hooks, Brush Hooks, Corn Knives, Eye Hoes, Trowels, Pruning Shears, Tinner's Snips, Scissors, Shears, Hair Clippers, Horse Shears, Razors, etc., and knives of all kinds. Every Keen Kutter Tool is sold under this Mark of Quality.

Be sure to write for our Illustrated Tool Book. Sent FREE.

Address: DEPARTMENT K

**Simmons Hardware Company**  
 ST. LOUIS

# Do You Want a Handy Guide



Practical for both mechanic and home carpenter?

## Our FREE Pocket Catalogue No. 7

Describes a hundred new tools, besides giving a complete list of all the older ones.

SEND FOR IT TO DAY

**GOODELL-PRATT CO., Greenfield, Mass. U.S.A.**

### CARPENTERS

desiring to fit themselves for better paying positions should fill out and send this advertisement to us to-day and we will send 200-page hand-book (FREE), describing our Carpenters course and over sixty others, including Electrical, Mechanical, Steam and Civil Engineering, Heating, Ventilation and Plumbing, Architecture, Structural Drafting, Mechanical Drawing, Telephony, Telegraphy, Textiles, etc.


AMERICAN SCHOOL OF CORRESPONDENCE, Chicago, Ill.

Name.....

Address.....

City and State.....

Am. Carp. & Bullder. 5-06



We have NOW READY our NEW ILLUSTRATED CATALOGUE devoted exclusively to

### WOODWORKERS' TOOLS

CONTAINING 250 PAGES  
1,100 ILLUSTRATIONS

Handsomely printed on heavy paper, it makes a convenient and useful book for all WOODWORKING MECHANICS.

Sent to any address on receipt of Ten Cents Postage, if you mention American Carpenter and Builder.

**WM. P. WALTER'S SONS**  
1233 Market St., Philadelphia



L. S. STARRETT SAYS:

*"If you find any tools better than Starrett Tools, buy them."*

Send for free Catalogue No. 176.

The L. S. Starrett Co., Athol, Mass., U. S. A.



### Hardware Catalogue

FREE  
OUR NEW ILLUSTRATED  
Builders' Hardware  
Catalogue


and Net Price List is now completed and will be sent to CONTRACTORS and BUILDERS on request.

You Cannot Afford to be Without It. Send Us Your Name Now.

**REHM HARDWARE COMPANY**  
352 Blue Island Avenue, CHICAGO

**THERE IS NO SUBSTITUTE FOR A LEVEL  
NEITHER IS THERE A SUBSTITUTE FOR**

Cannot be thrown  
out of  
**ADJUSTMENT**  
by a **FALL** or **JAR**.  
**HAVE THE  
BEST**



**WOOD  
IRON  
ALUMINUM**


**COOK'S PATENT LEVEL**

**FOR CARPENTERS, MACHINISTS, MASONS** EVERY LEVEL WARRANTED

**OF ALL DEALERS, OR  
CATALOGUE ON REQUEST**

**DAVIS & COOK**



**13 HIGH STREET  
WATERTOWN, N. Y.**



**All Spirit  
Tubes in  
Akron  
Eclipse  
Levels**

Are carried on elastic bearings and enclosed in heavy glass tubes which makes it almost impossible to break them, and makes it possible for the glasses to be set in plain sight, where they can be seen from any position.  
For sale by all dealers, but if your dealer does not handle them we will furnish them direct from factory. Write for our new Illustrated Level Catalog C.

**The Baker, McMillan Company,**  
PROPRIETORS OF THE  
**Akron Spirit Level Works**  
**AKRON, OHIO**



**WEBER'S "ECONOMIC" ARCHITECT'S AND BUILDER'S LEVEL**


**FOR LEVELING FOUNDATIONS, SETTING MACHINERY, FLOOR TIMBERS, Etc.  
FOR ASCERTAINING THE HEIGHT OF SPRINGS, WATER-FALLS, Etc.**

**Manufacturers and  
Importers of DRAFTING SUPPLIES**

**Sole Agents for Riefler's Round System Drawing Instruments, Ott's Planimeters and Pantographs.**

**Drawing Tables, T Squares, Triangles, Drawing and Tracing Papers, Tracing Cloth, Blue Print, and Blue Line and Black Print Papers. Large assortment of School Supplies.**

**Manufacturers of Drawing Instruments  
of Every Description**



**THIS LEVEL, INCLUDING  
LEVEL ROD**

**\$22.50**

**SEND FOR CATALOG 263**

Mention Amer. Carpenter & Builder.

**BRANCHES { BALTIMORE  
ST. LOUIS**

**F. WEBER & CO. Philadelphia, Pa.**

**FOR 36 YEARS** **OUR CONSTANT EFFORT HAS  
BEEN TO MAKE THE** - - -

**Best Spirit Levels on the Market**

**Our Goods Talk For Us]**



**STRATTON BROS.**

**SOLD BY DEALERS**

**Catalogue for Asking  
Stratton Bros.**

**R. O. STETSON, Prop..**


**Greenfield, Mass.**

## Awarded the Gold Medal at the Late World's Fair, St. Louis

Cut of No. 205-A, Double-End Tenoning Machine, showing Double Cut-Off Saws in front, Lower Copes on the Ways, and Patent Scoring Attachment for working Triple Veneered Stock.

Also builders of more than 150 different Machines for working wood.

600 Page Catalog of Wood Working Machines sent to intending purchasers. Address



GET THE BEST


BEST IS CHEAPEST

PATENT SCORING ATTACHMENT FOR WORKING TRIPLE VENEERED STOCK WITHOUT LIFTING THE VENEERS.

**H. B. SMITH MACHINE CO., Smithville, N. J., U. S. A.**  
BRANCHES: NEW YORK, BOSTON, CHICAGO, ATLANTA

### Crescent Jointers Always Give Satisfaction

You may be in a hurry for a job and crowd the limit of capacity, and get just as good work as though you had not crowded the machine at all.



Every fellow fortunate enough to own a CRESCENT JOINTER is so perfectly satisfied that when any of his friends want a jointer he tells them on the spot order a CRESCENT. You will do the same when you get one. Catalog describing our elegant line of BAND SAWS, SAW TABLES and JOINTERS mailed on request. SEND FOR IT NOW

THE CRESCENT MACHINE CO.

224 Main Street, - - - LEETONIA, OHIO


**COMPLETE OUTFIT PRICE \$15.00**  
HAND AND FOOT-POWER MACHINERY

Our No. 7 Scroll Saw is warranted to be made of good material and workmanship, and to saw pine 3 inches thick at the rate of one foot a minute.

Send for Catalogue.

**W.F. & Jno. Barnes Co.**

74 Ruby St. - ROCKFORD, ILL.

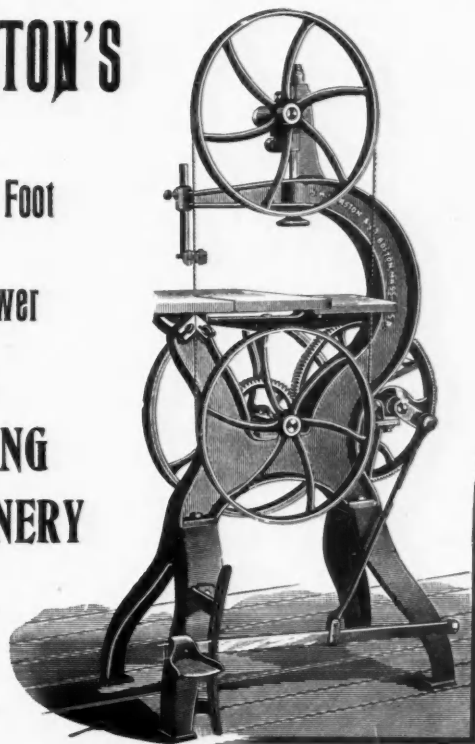


### MARSTON'S

Patent Hand and Foot and Steam Power

WOOD WORKING MACHINERY

20-inch Hand and Foot Power Band Saw.

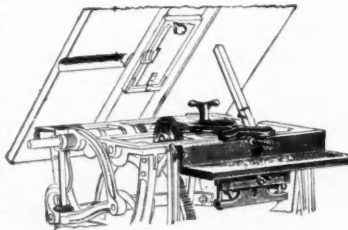


**J.M. MARSTON & CO.**


227 Ruggles St., Boston, Mass., U. S. A.

# If You Knew of a Man


who could do as much work as 4 good men, would you hesitate to hire him? Don't believe you would wait a minute. Well, here is about the same proposition: one man with the No. 5 Union Combination Self-Feed Rip and Cross-Cut Saw will do as much as four men using hand tools, will do it easier and will do it better. Wouldn't it be economy for you to get a Union Combination Saw and save three men's wages?



"Union" Boring Attachment.



"Union" Moulding Attachment.




"Union" Scroll Saw Attachment.

## No. 5 "Union" Saw

Combination Self-Feed Rip and Cross-Cut

is suitable for various kinds of work—ripping (up to 3½ inches thick), cross-cutting, mitering, etc., and, with additional attachments, rabbetting, grooving, dadoing, boring, scroll-sawing, edge-moulding, beading, etc. Almost a complete workshop in one machine.

Send for Catalog "A," fully describing our complete line of foot, hand and light power wood-working machinery.



No. 5 "Union" Combination Self-Feed Rip and Cross-Cut Saw.

**The Seneca Falls Mfg. Co.**

218 Water St., Seneca Falls, N. Y., U. S. A. (105)

*If you only knew how good it is you would have*

## The Taintor Positive Saw Set

It does not curl, crease or in any way mar the teeth, but leaves them in the best possible shape, slightly concave on the inside.

It is **self-adjusting**, except turning the anvil to change the setting. The upper handle clamps the saw so that it **cannot slip**, the lower one sets the tooth against the anvil.

If your dealer tries to sell you any other Set insist on seeing the Taintor Positive, and then judge for yourself. If he will not supply you, we will send the Saw Set postpaid for \$1.00. with full description and "Hints on the Care of the Saw."




*Address* GRAHAM COMPANY, 113 Chambers Street, NEW YORK

## Wood-Working Machinery

SOLD, BOUGHT AND EXCHANGED

Large quantity second hand machinery always in stock. If you are in the market to buy or sell let us hear from you.

**LONG ISLAND MACHINERY CO.,**  
JUNCTION WASHINGTON & KENT AVES.  
BROOKLYN, N. Y.



**HERE YOU ARE**  
THE NEW RELIABLE  
AUTOMATIC  
BAND SAW  
SHARPENER

If you have a band saw, it requires sharpening twice a week or perhaps more. Every time it is filed it costs you 25 cents, or \$26.00 per year at the very lowest. Now just add \$10.00 more to that amount and have the

price of a machine which will do this work for a lifetime with practically no repairs.

**SIMPLE                      DURABLE                      ECONOMICAL**  
Send for Circular  
**ROTARY FILE AND MACHINE CO., 579 Kent Ave., BROOKLYN, N. Y.**



# We Do Things That Others Dare Not Attempt

because the unusual facilities of our factory—the largest and best equipped in the world—our wide experience and skilled artisans enable us to execute the most intricate and delicate work ever attempted in sheet metal, promptly and with complete satisfaction.

## Our 120 Page Catalogue

will be sent you on request and gives some idea of our great facilities. We shall be glad to submit estimates, designs, etc.

**The W. H. Mullins Co., 214 Franklin Street, Salem, Ohio.**

*Makers of everything in sheet metal.*

# CLEVELAND

## Our Proposition

We will equip that splendid new building with Cleveland Joist and Wall Hangers for say \$500.00.

That \$500.00 buys exactly \$500.00 worth of hot forged hangers, made of heavy steel of superior quality and coated with asphaltum so as to prevent rusting.

If we formed our Cleveland Hangers out of cold metal, used light stock, and forgot about the asphaltum dip we could shade the price say 10 per cent.

But isn't it worth the extra \$50.00 to feel sure that the hanger has ample strength to support securely and for an indefinite period that \$500,000.00 structure.

It's worth more than \$50.00 just to have a clear conscience.

More and more architects, contractors and engineers are adopting this view of the matter, which accounts for the growing popularity of the Cleveland Hanger.

A postal will bring one useful Hand Book of Joist Hangers No. 12 containing tables of value to architects, contractors and engineers.

**The Columbian Hardware Co.**  
CLEVELAND, OHIO



## JOIST HANGERS

- For Concrete Blocks, Wood or Iron Beams.
- Many Sizes in Stock.
- Special Shapes to Order.
- STEEL POST CAPS.
- WIRE FLOOR CLIPS.
- STRAPS, BOLTS, PIN ANCHORS.

Telephone Main 987.

**CHAS. MULVEY MFG. CO.**  
15 So. Jefferson Street. CHICAGO.

## Architectural Draftsmen



desiring to fit themselves for better paying positions should fill out and send this advertisement to us to-day and receive our 200-page handbook (FREE) describing our Architectural Drawing course and over 60 others, including Electrical, Mechanical, Steam and Civil Engineering, Heating, Ventilation and Plumbing, Architecture, Mechanical Drawing, Telephony, Telegraphy, Textiles, etc

**AMERICAN SCHOOL OF CORRESPONDENCE, Chicago, Ill.**

Name.....  
Address.....  
City and State.....

Am. Carp. & Builder. 5-06

...WITH THIS...

# Corner Brace

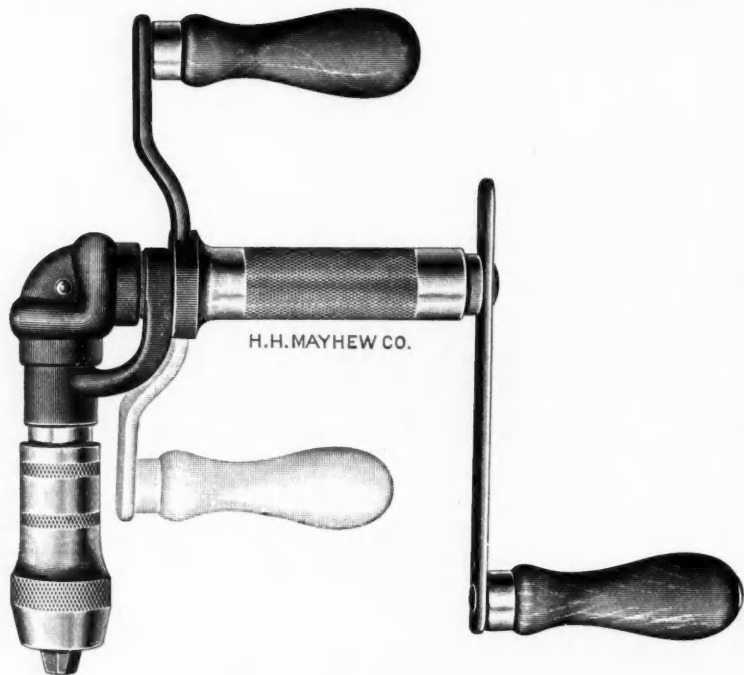
...YOU CAN...

## Bore a Hole Anywhere

By simply adjusting the supporting handle to one of its eight positions and turning the sweep.

**ASK YOUR DEALER ABOUT IT**

*Our Catalogue May Be Had for the Asking*



H.H. MAYHEW CO.

# H. H. MAYHEW COMPANY

SHELBURNE FALLS, MASSACHUSETTS

## "FORSTNER" BRACE AND MACHINE BITS

FOR FINE CARPENTER, CABINET AND PATTERN WORK



**Specially Adapted for Hardwood Working.**

The Forstner Labor-Saving Auger Bit, unlike other bits, is guided by its *Circular Rim* instead of its centre; consequently it will bore any arc of a circle and can be guided in any direction regardless of grain or knots, leaving a true polished surface. It is preferable and more expeditious than chisel, gouge, scroll-saw, or lathe tool combined, for core-boxes, fine and delicate patterns, veneers, screen work, scalloping, fancy scroll twist columns, newels, ribbon moulding and mortising, etc.

Manufactured by

**THE PROGRESSIVE MFG. CO., Torrington, Conn.**

Enquire of your Hardware Dealers or write us direct.

Supplied in sets.

Write for Catalogue.

To thoroughly introduce this high grade tool among carpenters, pattern makers, and others, we will mail to any reader of THE AMERICAN CARPENTER AND BUILDER upon receipt of 50 cents any bit we make from one quarter inch to one inch in size.

# LUFKIN STEEL TAPES



## and RULES

ARE INDISPENSABLE FOR ACCURATE WORK

MADE BY  
**THE LUFKIN RULE CO.**  
SAGINAW, MICH., U. S. A.  
NEW YORK LONDON

For Sale Everywhere.  
Send for Catalogue.




## DIXON'S CARPENTERS PENCILS

LAST THE LONGEST  
BREAK THE LEAST  
MARK THE CLEARST

Send 16 cents for samples and our special circular 182 J.

**JOSEPH DIXON CRUCIBLE CO.,**  
JERSEY CITY, N. J.






**SOMETHING  
NEW  
—  
Ideal Bevel  
Try  
Square**

With one stroke of pencil you get both square and bevel cut without changing tools.

Send for particulars

**NICHOLLS MFG. CO., Ottumwa, Iowa.**

**KEY TO THE STEEL SQUARE.**



**This is it.**

The Key,  
Book of  
Instruction  
and  
Morocco  
Case.

Full Size  
4x5 inches.

It tells the whole story of how to use the common steel square for all kinds of framing.

Ask your hardware dealer to see it. If he has not got it, write to me. Retail price, \$1.50.

**ALFRED W. WOODS**  
198 Fifth Avenue, - CHICAGO



**Our New Steel Square**

Aside from excellence of material and workmanship, the greatest difference between the best **Carpenters' Steel Square** and the old iron square of the blacksmith, consists of the scales and markings on the improved tool. Our square, as recently improved, enables the carpenter to lay out all kinds of work and to calculate quantities with an ease and accuracy never before known.

Our **Steel Square Book**, describing the new tool, is a veritable **PRACTICAL TREATISE ON THE STEEL SQUARE** and we will send a copy, without charge, to anyone who in writing us will mention the American Carpenter and Builder

**SARGENT & COMPANY**

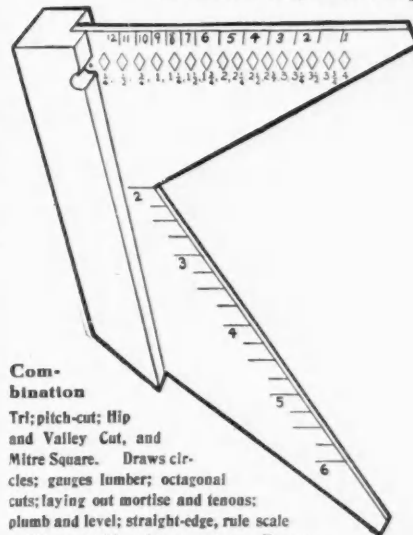
1149 Leonard Street

NEW YORK

The New  
**Universal Square**  
"New Style"

6 in. 10 in. 13 in.  
MADE IN THREE SIZES: No. 6, No. 10, No. 13  
**ALWAYS READY, NO ADJUSTING**

Made of Best Steel, and is Light. Coppered, then oxidized or nickel finish. Can't Rust. Guaranteed. If found untrue, will be replaced



**Com-  
bination**  
Tri; pitch-cut; Hip  
and Valley Cut, and  
Mitre Square. Draws cir-  
cles; gauges lumber; octagonal  
cuts; laying out mortise and tenons;  
plumb and level; straight-edge, rule scale  
and innumerable other purposes. To oper-  
ate, you simply reverse it from side to side. It marks  
 $\frac{1}{8}$ " on one side and  $\frac{1}{4}$ " on the other.

—FOR SALE BY—  
All Leading Tool  
Dealers

Write for Circulars

**Duby  
& Shinn  
Mfg. Co.**  
Inc.

OFFICE AND WORKS:  
34 East 29th St.  
NEW YORK CITY



The  
**Fox Square and Miter**  
Improved

This tool with sliding and detachable blades is the best and most complete square and miter on the market. Can be adjusted from 5 to 8 inches. A whole set of squares in one. Patents pending.

FOR SALE BY ALL HARDWARE DEALERS


**P. L. FOX, Sole Manufacturer** 432 William Street  
BRIDGEPORT, CONN.

WHEN WRITING ADVERTISERS PLEASE MENTION THE AMERICAN CARPENTER AND BUILDER

FAR AHEAD for smooth, easy work and holding edge will be YOUR VERDICT ON TRYING  
**CHAPLIN'S IMPROVED PLANES**

Patented Feb. 14, 1899; Oct. 30  
 1900; Dec. 24, 1902.

*We invite the  
 Seberest  
 Comparative  
 Tests*



We want you to have a copy of  
 our booklet

*"A 'Plane' Talk About  
 a Good Plane!"*

We want you to have a copy,  
 for it is a booklet you really need  
 in your business.  
 We'll gladly send you this  
 booklet with our compliments,  
 promptly upon receipt of your  
 request.

**Tower & Lyon Company, 95 Chambers Street, New York**

**30 DAYS' TRIAL  
 MONEY REFUNDED**


**BEST PLANE IN THE WORLD.** If plane is returned at

ONLY SELF-SETTING PLANE MADE.

HAS AN ADJUSTABLE IRON THROAT

Sets Instantly with Minute Accuracy.

Every bit warranted to stand from  
 lock knot to user's satisfaction.  
 Works easy.



**Our Expense**

To introduce our  
 planes where not sold,  
 we will for 2 months  
 sell them to **CARPEN-  
 TERS** at **DEALERS'**  
**PRICE.**

Write for particulars.

**GAGE TOOL CO.**

Vineland, N. J.

KANSAS STATE AGRICULTURAL COLLEGE.  
 MANHATTAN, KAS.

Gage Tool Company:—

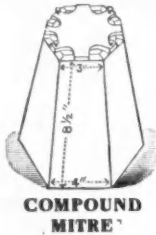
In re-adjustment of the Carpenter shop about eleven years ago,  
 and also of the tools, we purchased about 225 24-inch Gage Jointers.

In a place of this kind we need good wearing tools, as nearly half  
 of the students have hardly used any tools at all. Their first experi-  
 ence in the use of any kind of tools is in the Carpenter shop. Their  
 first work is in truing up a board, and as the plane comes first it is  
 put to the most severe test possible.


They have given entire satisfaction and I can fully recommend  
 the Gage planes, for I believe that eleven years of hard usage is a  
 good test for any tool.

Sincerely,

W. R. HOUSE,  
 Foreman of Carpenter Shop,  
 K. S. A. C.



**SAW COMPOUND AS  
 WELL AS PLAIN MITRES  
 ANY WIDTH WITH A  
 BACK SAW 4 INCHES  
 WIDE ON**




**DORN'S REVOLVING MITRE BOX**

SEND FOR BOOKLET

Manufactured By **Braunsdorf - Mueller Co.**  
 1091 E. Grand Street Elizabeth, N. J.

**STANLEY  
 MITRE BOX**



On the edge of the Solid Metal Base, (where the will always  
 remain correct) degrees are accurately graduated.

As the Swivel will automatically lock at any point, the oper-  
 ator can quickly set the Saw to cut the angle needed.

For duplicating work, a stock guide can be screwed in a  
 threaded Plate, inserted in base board, making a perfect  
 length gauge.


With these new features, the **Stanley Mitre Box** is  
 more than ever a necessity to all wood-workers.

For full description, sizes, and prices, write for Cata-  
 logue No. 34.

Sold by all Hardware Dealers.

**Stanley Rule & Level Co.**

New Britain, Conn., U. S. A.



### THE H. C. SAFETY LOCK

Patented March 28, 1905

A Solid Steel Chest Lock that will last forever. Combined Key and Combination. Easy to open when you know how, but impossible to pick. Mailed complete with two keys to your address for 85 cents.

**HONORÉ COUDYSER & CO.**

1010 Wells Building,

MILWAUKEE, WIS.



### It's High Time That You Use The GRAMMES SAW VISE

You have used the "make-shift" Circular Saw Vise long enough.

Now use the Grammes Vise—a vise that doesn't cost a cent more than the best ordinary vise of to-day.


—A vise that's new through and through; iron, all of it; stout and unjarrable.

—A vise that turns on a swivel all the way around; on an axis anywhere in a 3/4 circle.

—A vise that fits any filer—any circular saw—any cutter with any kind of teeth.

—A vise that gives filer perfect control over all the light he needs—natural and artificial

—A vise that can't buckle the most sensitive saw. The value of this vise is \$12.00. That's what experienced filers say. Our price is \$6.50 obtained only through our good manufacturing facilities. Get our "vise talk"—and a special proposition.



**L. F. GRAMMES & SONS,**  
1247 Hall Street, ALLENTOWN, PA.

## "Yankee Tools"

The newest, cleverest and most satisfactory in use, and the first to be offered at so reasonable a price that every up-to-date mechanic could buy tools of their quality and character.

Other tools are very good tools, but "Yankee" tools are better.

"Yankee" tools are sold by all leading dealers in tools and hardware everywhere. Ask your dealer to see them.

Our "Yankee" Tool Book tells all about these and some others, and is mailed free on application to—



No. 15. "Yankee" Ratchet Screw Driver, with Finger Turn on Blade.



No. 30. "Yankee" Spiral-Ratchet Screw Driver, Right and Left Hand.




No. 44. "Yankee" Automatic Drill, Eight Drill Points in Handle, and Adjustable Tension to Spring.



No. 50. "Yankee" Reciprocating Drill for Iron, Steel, Brass, Wood, etc.

**North Bros. Mfg. Co.**  
PHILADELPHIA, PA.



**Save Time and Annoyance**

Time is money to all busy men, and you can save hours by using **Prouty Parlor Door Hangers**.

The **PROUTY No. 5 CUSHION TRACK HANGER** does not require any cutting of the door, and our adjustment is positive, so when once in place it **never** requires further attention. It is **noiseless, easy-running and strong**, and if you use it once you will have no other.

Write us for particulars and sample set free of charge.

**T. C. PROUTY CO., Ltd.**  
ALBION, MICHIGAN


**Important to Contractors and Builders**

WE want agents in all parts of the country to send us lists of all new or remodeled buildings in their towns, or of any one needing new fixtures. For all information, if we get the job, we will pay a good commission. If you will send us the names we will do the rest, and you get a commission on all goods shipped to your town as long as you send us reports. We manufacture a full line of Bank, Store and Office Fixtures. We draw plans, make sketches, and submit prices, free of charge. Our factory is equipped with the latest machinery, and our goods are all up-to-date. Write us for information.

**Bloomington Store Fixture Company**  
BLOOMINGTON, ILLINOIS

**Miller's Hand Mortiser**

We guarantee to cut an opening in a door for a Mortise Lock in three minutes  
Price \$12.00



\$4.00 with order balance 30 days trial

Does not mar the door adjusted in a moment, cuts hard, soft, cross grained or end wood, for any size mortise lock.

**A. W. MILLER MANUFACTURING CO.**  
RIVERSIDE, CAL. CINCINNATI, O., 234 Walnut St.

When  
You Build  
Beautify  
Your Home

By Using


**Polygon Pipe**  
It Excels

all conductors in

Beauty, Strength and  
Durability.

Address Dept. C.

**THE AMERICAN ROLLING MILL CO.**  
MIDDLETOWN, OHIO.



— RELIABLE —  
**ROUND TRACK DOOR HANGERS**

Impossible to Derail  
Easy Running, Great Strength

— FOR —  
**BARN, WAREHOUSE and FIRE DOORS**

Send for Catalog "A"

**ALLITH MANUFACTURING CO.**  
CHICAGO, ILL.

*Your roof protects your home!*

**Our brand  
protects you!**

**Tanner & Co.'s**  
I C

**Old Style Process"**

**Roofing Plates** are made by the "Old Style" Process through pure palm oil, which permits the sheets to absorb all the coating they will retain.

Every sheet is stamped as above, and our plates can be obtained from any first-class tinner at **reasonable cost**.

Insist on having the right kind of material on the **outside** of your home, and you will always be comfortable on the **inside**.

**Tanner & Company**  
Indianapolis, Ind.

**A Thorough Understanding**

of how Terne Plates are made has saved many a man many a dollar when specifying and laying a tin roof. That you may know exactly how



**ROOFING TIN**

is made, and how carefully each branch of the Old Style process is adhered to, we want to send you our valuable booklet, "From Underfoot to Overhead," free of charge.

This follows the ore from the time it leaves the mine until it becomes a sheet of MF Tin; it also shows illustrations of the many processes through which the ore must pass before it is ready for the roofer's hands, and taken all in all is a book which every Architect, Roofer and Property Owner should read and keep for reference.

Write to our Advertising Department today—and learn how "The Terne which turns the elements" is made.

**AMERICAN  
SHEET & TIN PLATE  
COMPANY**

FRICK BUILDING

PITTSBURGH, PA.

**"CANTON"**

**Metal Ceilings** are sold on their merits. They have both the style and construction. Construction is the biggest asset, as you depend upon the time occupied in the erection for your profit. A recent experiment shows that

**"Canton" Metal Ceilings**

have the best construction. A ceiling of 44 squares was erected at a cost of 70 cents per square. Get our book, "**Art in Metal Ceilings.**" 'Twill open your eyes. It's FREE.

**The Canton Art Metal Co.**  
CANTON, O.

MINNEAPOLIS BRANCH:  
253 Second Ave., S.

NEW YORK BRANCH:  
525 W. 23rd St.

**METAL  
CEILINGS**

☐ The above is the title of an attractive loose-leaf catalogue we are issuing for the benefit of possible purchasers of Steel Ceilings. Every contractor, builder or architect should have it. It contains more solid meat about the Steel Ceiling proposition in any half-dozen of its pages than is found between the covers of the great majority of other ceiling catalogues.

☐ It shows many complete ceiling combinations of the I. S. R. & C. Co. make, on which we are making very low prices. Incidentally it tells of the high quality of the I. S. R. & C. Co. make. How they excel in fitting qualities; why they can be erected in the least time and at the lowest possible expense.

☐ It mentions the high class of material used; how it is properly annealed and sufficiently hammered to bring out clear and distinct every fine line or delicate scroll. Of the care in painting and re-squaring every plate before it is ready for shipment. If you are interested in Steel Ceilings, you need this catalogue. It's free.

**Indianapolis Steel Roofing &  
Corrugating Co.**

Department G

Indianapolis, Ind.

Manufacturers of Everything in Sheet Metal Building Material.



**Eller's**  
**Metal**  
**Ceilings**

Designed by artists. Made by mechanics. Easy and profitable to erect. Estimates and drawings furnished free.

One coat of our "Meto" paste paint rolled on before shipping.

We want you to sell our goods.

**WE SHIP THEM QUICK**

Coating on our Brands of Tin Guaranteed.

Orders for ARCHITECTURAL ORNAMENTS, CORNICES, VENTILATORS, SKYLIGHTS, ROOFING, TROUGH, PIPE CUTTER, RIDGE ROLL, HANGERS, METAL SHINGLES, OIL CANS (all sizes) and Dry Measures are filled on short notice

WRITE US TO-DAY


**THE ELLER MANUFACTURING CO.**

SUCCESSORS TO

**J. H. ELLER & CO.,**

CANTON, OHIO

**The Edwards Metal Ceilings**




Artistic  
Sanitary

Ornamental  
Permanent

Write for Descriptive Catalog A and special proposition to agents.

Everything in Sheet Metal Building Material illustrated and described in our large 132 page Catalog A-1, sent free upon request.

**The Edwards Manufacturing Co.**  
"THE SHEET METAL FOLKS"  
401 TO 417 EGGLESTON AVE. CINCINNATI, O.



**Metal Shingles**

Perfect Side Lock.  
Rain and Snow Proof.  
Always Give Satisfaction.

Write for Prices and Catalog "S."

For—  
Architectural Sheet Metal Work,  
Galvanized and Copper Cornice,  
Roof Gutters,

Curved Mouldings, Skylights, Finials, Ventilators, all styles Roofing and Siding, Conductor Pipe, Eave Trough, Etc.

Write for prices and Catalog "G G".

**Art Metal Ceilings and Sidewall.**


Exclusive and Artistic Designs. Perfect Fitting Plates.

Write for Prices and Catalog "D-D".

**KANNEBERG ROOFING AND CEILING CO.**  
CANTON, OHIO. MANUFACTURERS.

**"ACME" SHEET METAL LATH**

PATENTED



1, 2, 3—Corrugations, which add rigidity and form a beaded joint; or lap on all sheets.

Rigid,  
Simplest,  
Strongest,  
Reversible,  
Fire Proof,  
Crack Proof,  
Vermin Proof.

**DOVE-TAIL KEY**




"ACME" SHEET METAL LATH has a dove-tail key which double clinches the mortar. Mortar cannot fall away from the "ACME" SHEET METAL LATH. "ACME" SHEET METAL LATH saves mortar, reducing the cost of a wall 40 to 50 per cent. "ACME" SHEET METAL LATH is specified by leading architects everywhere. It is constructed in large buildings and institutions throughout the country. It is adopted and largely used by the U. S. Government. This proves all claims of superiority and economy made for the "ACME" SHEET METAL LATH. Write for sample and prices. Prompt shipment.

Manufactured by  
**CANONSBURG IRON & STEEL CO.**  
421 Wood Street PITTSBURG, PA.

**"BALL-BEARING" GRAND RAPIDS  
All-Steel Sash Pulleys**

Are sold **DIRECT** to Builders, Contractors and Mills at prices under the common ordinary goods

PATENT PENDING



If you make ten or ten thousand window frames, we can save you money and give you a superior sash pulley. We are the largest sash pulley makers in the world. We ship direct, or through dealers and jobbers everywhere. Write for catalog and free samples and prices on half-gross, gross, barrel, or any quantity. Direct from the makers to you. Inquiries welcome.

**Grand Rapids Hardware Co.**  
33 Pearl Street Grand Rapids, Mich.

Don't ask the Dealer for Sash Cord. Ask for  
**"SILVER LAKE"**

and see that he gives it to you. It is impossible to



substitute, as our name is stamped in red on the cord. Silver Lake Sash Cord is the Original Solid Braided Cotton Sash Cord and has been the standard since 1868. No other is just as good.

**"Pullman" New Sash  
Balance Catalog**

Mr. Carpenter, you should have one

We want every carpenter and contractor to have one.



It contains illustrations and dimensions of the various kinds and styles of Sash Balances we are making.

The majority of the Balances shown are new. We are now making Balances to handle sash with twice the length run ever before made. Send for Catalog A.

**PULLMAN MFG. COMPANY**

Pullman St. :: Rochester, N. Y., U. S. A.



You don't have to waste Spot Cord by cutting out rough places


**SAMSON SPOT CORD**

will wear so much longer than ordinary rough cords that it is by far the most economical



SEND FOR TESTS, CATALOG "A," AND SAMPLES

**SAMSON CORDAGE WORKS, BOSTON, MASS.**



Hang FULL-LENGTH SCREENS with

**GOSSETT'S  
Detachable Suspension  
HINGES**

No ladder or tools required even on upper stories; other attractive features. Write for free sample pair. Sold by Hardware and Lumber Dealers.

**F. D. KEES MFG. CO.**  
BEATRICE, NEB.

**HALE &  
BENJAMIN'S  
PATENTED  
AUTOMATIC  
BLIND HINGES**


Flush and surface for wood and brick building. Easy to put on, strong and durable. Warranted. Also combination awning hinges. With these hinges blinds will not slam or blow off. They are the only hinges adapted to bay or mullion windows, as they require no other fixtures. Testimonials on request from dealers, contractors and people who have used them several years. We are the sole owners of these two patents. If your dealer does not keep them write to

**PARKER WIRE GOODS CO.**  
Manufacturers  
General and Special Wire Hardware  
Worcester, Mass.



# UPSON'S PATENT BLIND ADJUSTER AND FASTENER

Patented Dec. 13, 1904



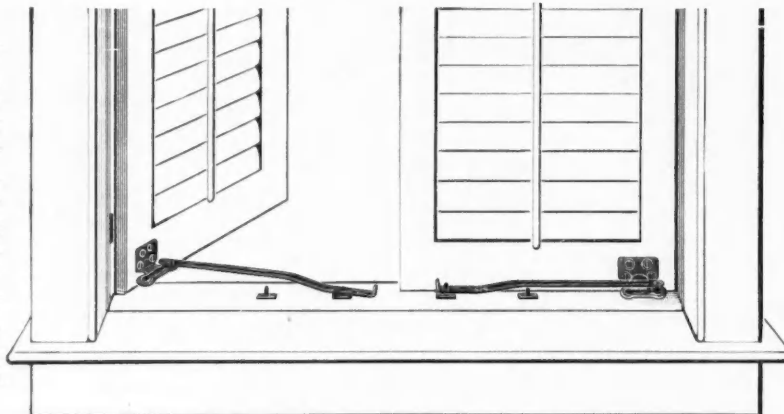
Reversible - Fits any Blind, Right or Left.

By its double action it excels all other Blind Fasteners in range of adjustment, doing away with the necessity of carrying several sizes in stock.

The connection between the blind and the rod being locked in either position stops vibration, making it noiseless; this locking device also prevents the rod leaving the sill pin.

Made throughout from cold rolled steel, giving maximum strength to minimum weight.

Finished in electro galvanized plate, rust and weather proof.



SHOWING ADJUSTER AS ATTACHED TO BLINDS.

To introduce this article to Architects, Carpenters and Builders we will mail, nicely packed in a box, one pair of Blind Fasteners with screws complete to any address for 50c in stamps. We will also include a 50 page illustrated catalogue of Window Hardware Specialties.

Address **THE H. B. IVES COMPANY, Sole Manufacturers New Haven, Conn., U.S.A.**




## PHOENIX SLIDING BLIND

Phoenix, N. Y. Department "C"

HIGH GRADE VENEERED DOORS

## MALLORY'S



### Standard Shutter Worker

New and improved patterns and designs.

Opens and closes the blinds without raising the window. Automatically locks the blinds in any position desired. Made of gray and malleable iron. The best and most durable blind hinge. Incomparable for strength, durability and power. Can be applied to old or new houses of brick, stone or frame. Send for Illustrated Circular. If your hardware dealer does not keep them, send direct to

FLEMINGTON, NEW JERSEY.

The **BUILDER** or **ARCHITECT** Who fails to learn about

ALL KINDS OF WOODS  
ANY FINISH

## BURLINGTON


Venetian and Sliding Blinds is losing a splendid opportunity for himself and his clients. We are telling the public, through the popular magazines every month, how unequalled Burlington Blinds are for beauty, simplicity, service and economy. The inquiries we are getting from interested people more than prove the big need there is for our perfect blinds.

CAN BE ATTACHED TO ANY WINDOW

We earnestly solicit the correspondence of architects and builders everywhere, and will take pleasure in going into every desired detail, and quoting prices.

**Burlington Venetian Blind Co.**  
950 Lake Street, Burlington, Vermont.

## ORDER TO-DAY Ornamental HIP Shingles



NET PRICES For Prompt Acceptance

Size	Tin painted per 100	Galvanized iron per 100
3x7	\$1.01	\$1.70
3x8	1.08	1.80
3x9	1.17	1.91
4x7	1.19	1.87
4x8	1.27	1.95
4x9	1.35	2.03
5x12		3.37

Packed in boxes of 250 and 500 each. 3x8 and 4x8 are the standard sizes for wood shingles. 5x12 for slate.

Our estimate book and catalogue combined is yours for the asking. Our new general catalogue will be out about March 15th and will show a complete line of galvanized cornices, skylights, crestings, finials, tin shingles etc. (Send for it.)

**MESSENGER & PARKS**  
MANUFACTURERS OF SHEET METAL WORK for BUILDINGS  
Jobbers in Tin Plates, Galvanized Sheets and Solder  
11-13-15-17 Fox St. AURORA, ILL.







THE BEAUTY OF  
**Colonial Columns**

or adding tone and elegance to the home has never been questioned, but until the discovery of Koll's (original) Patent Lock Joint construction they were incomplete.

**The Best Columns Have This Joint**

Leading architects prefer them for their beauty and durability



Besides carrying regular stock sizes from 6 to 12 inches in diameter, complete with caps and bases, we make Special Large Columns up to 44 inches in diameter, according to architectural drawings, together with a general line of


**PORCH WORK TO MATCH** Ask for Catalogue

**Henry Sanders Company** 70-80 Weed St. Chicago, Ill.

Eastern Rep.: Hartman Bros. Mfg. Co., Mt. Vernon, N. Y. Pacific Coast Plg. Mill Co., Los Angeles, Cal.

**The "Zimmermann" Iron Base**  
FOR WOOD COLUMNS

"The Column Never Rot's"  
All Sizes for Round or Square Columns.  
Thousands in use. Send for Circular "Z"



**C. E. ZIMMERMANN, : Syracuse, N. Y.**

**A'20 Watch for \$5.45**



These figures tell exactly what we are doing—selling a \$20.00 watch for \$5.45. We don't claim that this is a \$40.00 watch or a \$50.00 watch, but it is a \$20.00 watch. A leading watch manufacturer, being hard pressed for ready cash, recently sold us 100,000 watches—watches actually built to retail at \$20.00. There is no doubt that we could wholesale them to dealers for \$12.00 or \$13.00, but this would involve a great amount of labor, time and expense. In the end our profit would be little more than it is at selling the watch direct to the consumer at \$5.45. **The Evington Watch**, which we offer at \$5.45 is an im. 21 jeweled, finely balanced and perfectly adjusted movement. It

has specially selected jewels, dust-band, patent regulator, enameled dial, jeweled compensation balance, double hunting case, genuine gold-laid and handsomely engraved. Each watch is thoroughly timed, tested and regulated, before leaving the factory and both the case and movement are guaranteed for 25 years.

Clip out this advertisement and mail it to us today with your name, postoffice address and nearest express office. Tell us whether you want a lady's or gent's watch and we will send the watch to your express office at once. If it satisfies you after a careful examination, pay the express agent \$5.45 and express charges and the watch is yours, but if it doesn't please you return it to us at our expense. A 25-Year Guarantee will be placed in the front case of the watch we send you and to the first 10,000 customers we will send a beautiful gold-laid watch chain free. We refer to the First National Bank of Chicago, Capital \$10,000,000.

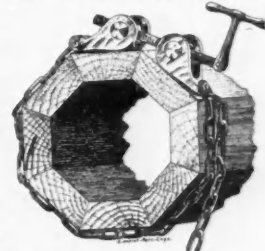
**NATIONAL CONSOLIDATED WATCH CO., Dep. 402, Chicago**

When All Other Column Clamps have Failed to Please, Try the

**NOXALL**

The only clamp with a record of 20,000 sold in 3 years. The screw and swivel nuts are of the best steel, with threads cut right and left, doing the work with one turn of screw where others take two.

Ever have trouble with chains? If so throw them away. The weldless steel wire chain used on the Noxall will not fall you at the critical moment—never was known to break. Don't experiment. If in need of a column clamp, why not buy the best? It will interest you.



Write for list of users.

PRICE With 4 feet of chain, per doz. .... \$20.00  
Less than doz. lots, each ..... 2.00

Manufactured by A. A. LOETSCHER, Dubuque, Iowa.  
AUSTIN & EDDY, Selling Agents, Chicago & Boston

TAKE THE "SHORT CUT" and SAVE TIME and MONEY every time

**Grinnell's Estimator and Builders' Pocket Companion**

A marvel of rules, statistics, methods of saving money by practical and accurate "short cuts." Contains Grinnell's new system of

**ESTIMATING LABOR AND MATERIAL.**

Over forty tables for the different branches of the building trade. The Rafter Table with corresponding Hip and Valley Table for eleven different pitches with rules for estimating, figuring, framing and erecting intricate roofs.

No architect, contractor, mason, builder, bricklayer, cement block maker, concrete user, plasterer, painter, lumber dealer, teamster or prospective builder can afford to be without it.

To the novice who wishes to rise from the rank and file and be a builder or contractor himself later, this book will be the key note of his success, as it will give him in one week's time what he couldn't learn otherwise in five years.

—In Alligator or Embossed Leather \$1.00; Paper 85c.—

**THE GRINNELL PUBLISHING COMPANY**  
213-B Law Exchange Bldg., BUFFALO, NEW YORK

# ELEVATORS

**Modern ELECTRIC, BELT and HAND POWER**

For PASSENGER or FREIGHT SERVICE in Factories, Stores and Dwelling Houses

Our Elevators are noted for their Easy Running and Serviceable Qualities

**Don't Fail to Get Our Prices**

*When Writing,  
State Your Requirements*

**SIDNEY ELEVATOR & MFG. CO.**

**Sidney, Ohio**

## Dumb Waiter Prices


Our high grade  
Dumb Waiters  
at popular  
prices will in-  
terest you.

We build  
them to meet  
your require-  
ments and  
ship com-  
plete, ready  
to be erected.

Write to-day  
for Cata-  
log 99.

**Eaton &  
Prince  
Co.**

CHICAGO



## THE STORM MANUFACTURING CO. NEWARK, N. J. DUMBWAITERS

New York Safety, Paragon (automatic lock),  
Manhattan, Newark


**HAND ELEVATORS**  
Paragon, Humphrey

**TRUNK AND INVALID LIFTS**

FOR ALL KINDS AND CLASSES OF WORK  
All Machines Guaranteed

Write for Catalogue 5

## DUMB WAITERS

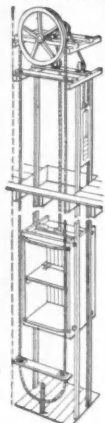


The "COLUMBIA" or "JUMPER"  
always leads. Shall we send you  
descriptive matter that tells all about  
them?

HAND and POWER **ELEVATORS**  
SIDE-WALK or CELLAR **HOISTS**

J. G. SPEIDEL

Send for Catalogue "A" READING, PENNA.



## AUTOMATIC DUMB WAITERS AND HAND ELEVATORS.

Of Latest Design and Most Improved Construction

*Carriage Elevators,  
Trunk Lifts,  
Sidewalk Elevators,  
Invalid Lifts,  
Freight Elevators,  
Hatchway Hoists.*

**SEDGWICK MACHINE WORKS**

84-88 Carroll St., POUGHKEEPSIE, N. Y.  
NEW YORK SALESROOMS, 128 LIBERTY ST.  
Catalogue on application.

## DUMB WAITERS

We can ship Dumb Waiters on short  
notice. A complete working drawing  
sent with every machine, which will en-  
able any carpenter to erect them with  
perfect ease and give perfect satisfaction.

Carriage Hoists Sidewalk Hoists  
Dumb Waiters Hand Power Elevators

**F. ROSENBERG**


**Elevator and Supply Company**

147-149 Clinton St.

Milwaukee, Wis.

# SMALL REFRIGERATING PLANTS

FOR THE



## HOUSEHOLD, RESTAURANTS, HOTELS, ETC.

SOMETHING OF A NOVELTY in the way of a small electrically operated refrigerating machine for the household, which may be used for supplying a refrigerator box with dry cold air, and also for the purpose of manufacturing ice from sterilized or otherwise purified water. The machine has a refrigerating capacity equal to the melting or the use of 200 pounds of ice a day. It is automatic and is as free from complications as it is possible to make a machine of this character. It is installed on the same base as the refrigerator, becoming part of it, so that the entire plant is shipped as a unit, it being only necessary to connect the power and water when it is ready to operate.

The machine is especially adapted to motor driver and may be operated by a one-half horse power electric motor; any motive power however may be employed. When operated for 10 or 12 hours each day it will manufacture 10 pounds of hygienic ice besides refrigerating two storage compartments to a temperature of thirty-five to thirty-eight degrees Fahrenheit. You secure lower and more even temperature at less cost than using ice.

MANUFACTURED BY THE

## BRUNSWICK REFRIGERATING CO.

E. E. SAVAGE, Western Representative,  
1104-209 State Street, CHICAGO.



PAT. MAY 22, 1894.

GENERAL OFFICE

## A FIRE RESISTANT


SUPERIOR TO WOOD OR METAL LATH IN THE  
CONSTRUCTION OF PLASTERED

## WALLS AND CEILINGS

NAILED DIRECTLY TO STUDDING AND FINISHED WITH PLASTER

Walls and Ceilings constructed with this Plaster Board are economical, light, durable and will not fall. Its use saves weeks of time in construction, as the light finishing required dries quickly. Warmer than lath and cleaner in application. Send for booklet and sample.

**Sackett Wall Board Company, 17 Battery Place, New York**  
**Grand Rapids Plaster Co., Grand Rapids, Mich.**



## KNO-BURN Steel Plastering Lath IS THE OLD RELIABLE

First on the Market and Still Leads

FIREPROOF—STRONGEST—STIFFEST

Expanded Steel for Reinforcement  
of Concrete. Write for Handbook

## NORTHWESTERN EXPANDED METAL COMPANY

780 Old Colony Building, CHICAGO



**Chicago Metal Covering Co.**

Makers of

**Metal Covered Wood Mouldings**

Of Every Description

German Silver, Brass, Copper, Bronze, Steel  
and Oxidized Copper

69-71 N. GREEN ST. :: :: :: :: CHICAGO, ILLS.

Write for Catalogue No. 7

Telephone Connections.

John W. Crooks, Treasurer.

**ARCHITECTS!  
CONTRACTORS!  
BUILDERS!**

When you want any STRUCTURAL WORK it will pay you to write to the



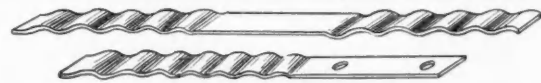
CONVERTORS OF

IRON and STEEL into BOLTS, EXPANSION BOLTS, NUTS, and all kind of STRUCTURAL WORK for MILLS, CHURCHES, HALLS, FACTORIES, BRIDGES, WHARVES, ETC., AND IRON WORK of all kinds forged and made to order.

DEALERS IN HEAVY HARDWARE and CONTRACTORS' SUPPLIES

44 Farnsworth St.,

Boston, Mass.



**Union Brick Bonds**

Have the largest binding space and consequently make the strongest Bonds.

They grip the mortar on both sides over their whole surface. They are strongest because they are not weakened by having part of the metal cut away. They make close joints.

Write for Free Samples and Prices  
Made in all Sizes for all Purposes

**UNION BRICK BOND CO.**

200 Barker Place, Pittsburg, Pa.

THE UP-TO-DATE  
**STAR EXPANSION BOLT**



Made of Iron



Made of Lead

Carpenters and builders who have not used these simple expansion bolts do not know what solid fastening to brick and stone means. The Shields can be used with the smallest Wood Screw and the largest Lag or Coach Screw.

We will send prices, samples and catalogues upon request.

**STAR EXPANSION BOLT COMPANY**

Cor. Cedar and Washington Sts., New York City.

**FARRINGTON  
EXPANSION BOLT**



EXPANDS IN ALL DIRECTIONS

Cheapest and Most Effective on the Market. Made of Brass—Cannot Loosen.

Write for Circulars,  
Samples and Prices

**H. FARRINGTON**

45 Broadway  
NEW YORK CITY

**Every Carpenter APPRECIATES Labor Saving Devices**



WRITE FOR CIRCULAR  
of our  
**Bracket Hanger  
and  
Roof Bracket**

**25000 Have Been  
PUT IN USE LAST YEAR**  
Satisfaction Guaranteed



**WAGNER MFG. CO. SOLE MANUFACTURERS CEDAR FALLS, IOWA**




**"Yankee"  
Quick-Acting  
Lever  
Vise.**

Rapid, Strong, Durable. Best "All-Round" Vise. Self-Adjusting Jaw. Unequaled for Wood-Workers. Holds securely Pipe, Rods, Bolts, Etc.

Send for Catalogue of all kinds of Vises.

**PRENTISS VISE COMPANY MAKERS**  
44 Barclay Street, New York, U. S. A.




**TAYLOR CLAMPS**

Come in all sizes and shapes  
Send for Catalogue

**JAMES L. TAYLOR MFG. CO., Bloomfield, N. J.**

**PARKER VISES**



MADE  
ESPECIALLY  
FOR WOOD  
WORKERS.

FOR SALE BY  
DEALERS.

SEND FOR  
CATALOG.


**CHAS. PARKER CO.**  
MERIDEN, CONN.

**COLT'S CLAMPS**  
Steel Bars Any Length Desired

Quick Time  
Acting. Saving

Eccentric  
and Screw.

Ask for  
CATALOGUE No. 124.



**BATAVIA CLAMP CO.**  
57 CENTER ST., Batavia, N. Y.

**CARPENTER'S BORING MACHINE**




Price,  
**\$7.50**

WE do not offer this machine as a low priced one, but do say without hesitation that it has no equal in merit and style. It is durable, neat in appearance, folds up compactly for shipping, and never fails to give entire satisfaction.

It can be used either in upright position, as shown in the cut, or in a moment's time adjusted to any angle required. The power and speed are regulated by the extension cranks. The sale of a machine in any neighborhood invariably brings orders for more.

**MILLERS FALLS COMPANY**  
28 Warren St., New York, N. Y. and Millers Falls, Mass.

**BOSTROM'S IMPROVED BUILDER'S LEVEL**



A Practical Up-to-Date Instrument that anyone can use.


Substantially constructed. Durable. Accurate. Can be quickly adjusted and its accuracy proven right on the spot.

Price \$25.00, including Tripod and Rod.

Write for names of dealers handling them and for other information to

**BOSTROM-BRADY  
MFG. CO.**  
59 W. Alabama St.,  
ATLANTA, GA.

# STORE FRONTS THAT ATTRACT



CORNER POST

**T**HE WASTE of space caused by old style pillars and posts need no longer be tolerated. You can now have attractive, trade-winning store fronts and utilize every inch of space in an artistic way beyond the possibility of the old style posts and at much lower cost.

## The Petz Corner Post and Transom Bar

(Patented Nov. 28, 1905)

is the practical and permanent solution of the store window problem. Takes up small space, does not obstruct the light and holds the largest and heaviest lights of glass securely. Makes glazing easy, because glass can be set from the outside.

The Petz Corner Post and Transom Bars are metal covered, impervious to the weather, and can be had in any finish. Extra strong because they are cored with iron.


Our illustrated booklet, "Listen to Petz," should be in your hands. Sent free upon request. Please write for a copy today, and also ask for circular No. 77.



TRANSOM BAR

**Detroit Show Case Company**  
491 West Fort Street Detroit, U. S. A.

# UNION METAL CORNER BEADS ARE DOUBLE HOT GALVANIZED



Union Metal Corner Bead No. 2.

A Steel Corner Bead to be efficient must be anti-rust.

UNION METAL CORNER BEADS are double hot galvanized after all perforating and

forming has been done. This insures the greatest possible protection against rust.

NO OTHER CORNER BEAD MANUFACTURER offers a metal corner bead protected from rust in this manner.

Aside from its many other good points this anti-rust feature alone is sufficient reason why it will be to your advantage to use UNION METAL CORNER BEADS.

Write for circulars, prices, estimates, etc.

**UNION BUILDING MATERIAL CO.,**

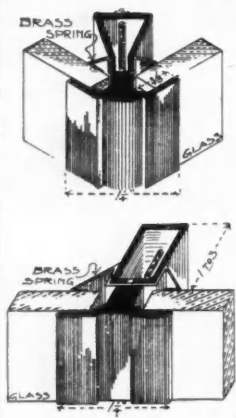
407 Chamber of Commerce Bldg., CHICAGO, ILL., Phone Main 2714.  
BRANCH: 1170 Broadway, New York.

This Shelf Pin is neat in appearance, strong, easily put in place, easily removed, without the use of any tool, not liable to sag down or drop out of place. I have a neat model with pin attached which I will send to Architects.

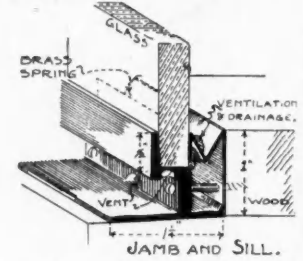
It will support all kinds of movable shelves in all kinds of cases, or cupboards, or cabinets.

# The New "Kawneer" Store Front

IS THE NEWEST AND MOST DURABLE STORE FRONT CONSTRUCTION KNOWN




Frostless Glass, because of perfect ventilation.  
Fireproof, because made entirely of heavy drawn metal.  
Absolutely perfect drainage device.  
Insurance 400% less than certain other fronts.  
No wood to rot and swell; no painting or repainting.  
Electric lights attached to back of bars.  
No beveling or boring of the glass.  
Allowance for expansion and contraction of glass.  
No putty, felt, cork, etc., used.  
Gives the greatest glass width.  
The glass is set from the outside.  
All parts are cut accurately at the factory.  
No delay in shipment, orders filled from stock made up.



(This setting goes all around the glass.)

FOR SALE BY THE TRADE. MANUFACTURED BY **Kawneer Mfg. Co.** Office: 505 Kemper Bldg., Kansas City, Mo.  
PATENTS PENDING



100% More Light

In dark interiors by the use of

3-Way Prisms

Catalogue on Request

Prism Glass of all kinds  
Vault Lights  
Window Lights  
Skylights  
Wired Prisms

See Page 271, 272 in "Sweets'" Index at all Architects and Builders' Offices.

**American 3-Way Prism Co.** 134 North Tenth St. PHILADELPHIA.



# ASTOR-GRIT


**Warranted 5 years**

Requires no coating  
**SAMPLES FREE**

A heavy felt protected by crushed granite—no coal tar.

**SCOTT & CO., CINCINNATI, O. ESTABLISHED 1872.**

## ROOFING



**If You Want to Eliminate All Elements of Chance or Uncertainty**

When you buy **SCHOOL FURNITURE** or **OPERA CHAIRS** insist upon that made by

**The A. H. Andrews Co. of Chicago**

Andrews Office Furniture, also Steel Rod

comprehends all grades of Desks, Tables and Chairs, Andrews own make of Desks are always high grade and have individuality in design and construction which puts them in a class by themselves.

**The A. H. Andrews Co., 174 Wabash Ave., Chicago**

## SKYLIGHT LIFT

A new device whereby a skylight can be raised or lowered as easily as a weighted window. Constructed of steel and malleable iron, has a movable slide-holder to adjust itself, and can be opened any distance desired. Always locks automatically open or shut. Can be applied to either hipped or flat skylight easily and quickly.



*Send for Pamphlet*

**G. BICKELHAUPT SKYLIGHT WORKS**

243-245 West 47th St., NEW YORK

**AGENTS WANTED**

Trade "G. B." Mark Tel., 675-38th St.



## 10 DAYS FREE TRIAL SEND NO MONEY

Simply write us a postal card saying "send me your catalogues and free trial offer" and we will send you by return mail, free, postpaid, the handsomest art catalogue of the season and our new and marvelous propositions, the most liberal bicycle offers ever made by any house.

OUR CATALOGUES SHOW large photographic illustrations of all our models, the most complete line of high grade bicycles in the world, and describe and explain every detail of construction. They show the difference between high class material and work and cheap contract built wheels. We explain how we can manufacture bicycles of the very best material, furnish the finest equipment, coaster-brakes, puncture-proof tires and sell direct to the rider at less than dealer's cost.

WE SHIP ON APPROVAL to any person, anywhere, without a cent deposit, pay the freight and allow ten days free trial on all our bicycles. Write for our catalogues, select your wheel, and send us your order on these terms. Do not buy elsewhere until you try our wheel 10 days free.

We will convince you that we sell **BETTER BICYCLES at LOWER PRICES** and broader guarantee than any other manufacturer or dealer in the world. We have reliable bicycles for men and women, boys and girls, cheaper than the lowest prices of any other house; we have the highest grade bicycles that it is possible to make at prices as low as a jobber can get in 1000 lots. We have branch houses in Liverpool and London, and we sell bicycles in every country on the globe.

**BICYCLE DEALERS** You can sell our bicycles under your own name plate at double our prices. Orders filled the day received. Many dealers are handling our line. Rider Agents make money selling our bicycles, tires and sundries without interfering with their other work. Splendid opportunity for one agent in each town. If you own a bicycle write to us anyway; there are suggestions and information in our catalogues that will be of immense value to you.

**TIRES, COASTER-BRAKES, built-up-wheels, saddles, pedals, parts and repairs and everything** in the bicycle line are sold by us at half the usual prices charged by dealers and repair men. Ask for our tire and sundry catalogue. If you want children's wheels ask for Juvenile Catalogues.

**DO NOT WAIT** but write us a postal today. Do not think of buying a bicycle or a pair of tires from anyone until you know the new and wonderful offers we are making. It only costs a postal to learn everything. Write it now.

**MEAD CYCLE COMPANY, Dept. T-159 CHICAGO, ILL.**



## DERRICKS

of all descriptions, for all purposes, from \$35 up

Special derricks for handling **Cement Hollow Blocks**

The finest derrick for this purpose made

**MATERIAL ELEVATORS**

Chains, Sheaves, Tackle, Blocks and Rope

*Write for catalog and prices*

**PARKER HOIST & MACHINE CO.**

973 N. Francisco Ave., CHICAGO, ILL.

## PLUMBERS' SUPPLIES

AT WHOLESALE



If you need anything in my line, and wish to

**SAVE**


**20 to 40 Per Cent**

on every article, write for my free illustrated Catalog. Shipments promptly made from a very complete stock of guaranteed goods.

Small orders are as carefully handled as large ones.

**B. B. KAROL, 233 W. Harrison St., Chicago, Ill.**

## MONTROSS METAL SHINGLES



OCTAGON SHINGLE

**PROFIT:** That's what we're all working for, and the more Montross shingles you handle, the more you'll make, the more we'll make, and the more satisfaction owners of the buildings covered will have. Get at it. This is the busy season, get your share; it's the best paying proposition you ever tried.

**MONTROSS METAL SHINGLE CO. Camden, N. J.**



EASTLAKE SHINGLE



Roof covered with our Victor Tiles.



# The Marshalltown Trowels

High Grade Tools  
for High Grade  
Mechanics

BEST MADE



Finishing and  
Browning  
Trowels, all sizes  
and gauges

Marshalltown  
Aluminum  
Hawks and  
Darbies



Brick Hammers  
Brick Chisels  
Cork Floats  
Canvas Tool Bags  
Beading Tools

## Marshalltown Trowel Co.

Marshalltown, Iowa.

U. S. A.

## New Ideas and Clever DRAWINGS

To Illustrate a  
Point

Manz Engravings have furnished a standard of excellence for years.

Manz Drawings have a life, snap, dash and attractiveness that make advertising do its work most effectively.

Write us about the new ideas and drawings. Quite probable that we can help you. We have ideas, as well as artists to execute them; and for any business.

**J. Manz Engraving Company**

Photographers, Designers, Engravers,  
Electrotypers and Printers

195-207 Canal Street, CHICAGO

## Mr. Contractor?

Are you satisfied with your way of estimating? Do you always get everything figured in? Do you know how much profit you are going to make on an estimate? Do you know the cost of each separate part of the work? Is your way simple, practical, rapid, accurate and above all reliable?

If not you should get a copy of the third edition of the *Lighting Estimator* for estimating wood and veneered buildings. This edition is one third larger than previous editions. Has much valuable advice on estimating, showing illustrations of some of the buildings that the work is computed upon. Handles the subject from excavating to painters' work, including masonry, concrete block work, plastering, brick work, veneering with brick plain cut stone, cellars, floors, sidewalls roofs, floor space, cornice, porches, windows, doors, stair work and interior finish, and the work in general required on buildings of this class.

Gives the exact time for the labor on each separate part of the work. Particularly adapted to repair work.

Prepared by a builder of experience on actual building construction, not theory.

A leading magazine says of it:

**A Wonder of Terseness, Compactness, and Comprehensive-ness.—National Builder**

No long articles meaning nothing, but brief and goes to the subject at once in a simple practical manner, easily understood. While this edition has been made a third larger, the price has been advanced only to 60 cents. (Money order.)

**Bradt Publishing Company,**  
1260 Michigan Avenue, Jackson, Michigan

## Do you object to making money?


We have an agency proposition which will interest any man who mixes with men that use tools. It requires little or no work and is intended to appeal to men who have no objection to earning a little on the side without much effort.

This is a straight business proposition by the biggest and best house in the country selling hardware only directly to the consumer. There is nothing tricky or questionable about it in any way.

We want to hear from a live man, contractor or mechanic in each town. A big general contractor will lose none of his dignity by taking up a proposition of this kind.

*We will appoint only one well recommended man in each locality, so write quick. Address Dept. 37.*

**Orr & Lockett Hardware Co.**  
Established 1872 CHICAGO



## Suppose YOU Were Discharged?

Could you get another job? Would you have to take anything you could get, at whatever they could pay? Or do you possess the special training that qualifies you for a responsible position and a good salary wherever you go?

The value of man's labor depends upon his knowledge of his trade. If **YOU** are held down to an inferior position by lack of such knowledge, your salvation may be gained by writing to the *International Correspondence Schools*. They will tell how they can provide you, in your spare time and without any conditions hard for you to meet, with the training that will enable you to command a good position at any time or place; that will secure you a better position, increased earnings, and a happy future.

*Isn't such an offer worth investigating?*

**INTERNATIONAL CORRESPONDENCE SCHOOLS**  
Box 910, Scranton, Pa.

# BOMMER

## SPRING HINGES

are quality goods,

but cost no more than inferior kinds.



**DON'T ERR IN JUDGMENT** when buying spring hinges, which of all hardware perform the hardest work. Bommer Spring Hinges never fail to give satisfaction and have withstood the test of time. "PRACTICALLY UNBREAKABLE" says the World's Fair Award, Chicago, 1893.

Gold Medals—St. Louis, 1904—Buffalo, 1901—Paris, 1900

Your Hardwareman can supply them. Kindly but firmly refuse all substitutes.

BOMMER BROTHERS, Mfr's, Brooklyn, N. Y. Est. 1876.

## Any Carpenter will tell you that the "Special" is the Best Saw Set Made



Be sure when buying that our Name and Trade-mark are stamped on the tool.

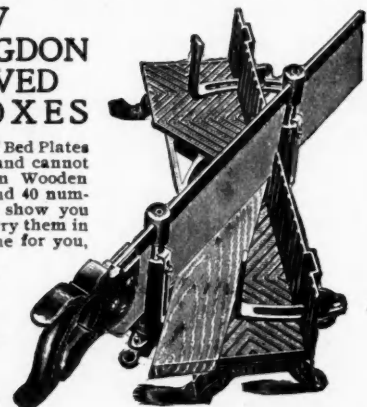
CHAS. MORRILL, 283 Broadway, New York

## The NEW MARSH-LANGDON and IMPROVED MITER BOXES

All have Corrugated Metal Bed Plates—same are ground true, and cannot warp and split like thin Wooden Plates. Made in 4 sizes and 40 numbers. Ask your dealer to show you one, and if he does not carry them in stock, ask him to order one for you, for you want the best.

Write for circulars and prices.

Manufactured only by  
**H. C. Marsh**  
606 Race Street  
Rockford, Illinois



LIBRARY of CONGRESS  
Two Copies Received  
MAY 5 1906  
Copyright Entry  
MAY 14 1906  
CLASS B. XXC. No.  
116 343  
COPY B.



The Largest, Best and Most Practical Trade Journal in the World for the Carpenter and Builder

## American Carpenter and Builder

Entered as second-class matter July 1, 1905, at the postoffice at Chicago, Ill. under the Act of Congress of March 3, 1879.

WILLIAM A. RADFORD, EDITOR.  
WILLIAM REUTHER, ASSOCIATE EDITOR.

*Published monthly by*

**American Carpenter and Builder Company**

196 FIFTH AVENUE, CHICAGO.

O. F. BYXBEE, General Manager.  
E. L. HATFIELD, Assistant Manager.

NEW YORK OFFICE, 253 BROADWAY  
EGBERT DAYTON, Manager.

Vol. II.                      MAY, 1906                      No. 2

The AMERICAN CARPENTER AND BUILDER is issued promptly on the first of each month. It aims to furnish the latest and the most practical and authoritative information on all matters relating to the carpentry and building trades.

Short practical letters and articles on subjects pertaining to the carpentry and building trades are requested.

### SUBSCRIPTION RATES.

One year, \$2.00; six months, \$1.00; payable always in advance. Single copies, 20 cents.

SUBSCRIPTIONS may be sent by check, express or money order, or registered letter. Make all remittances payable to the American Carpenter and Builder Company. Postage stamps are not desirable, but if necessary to remit them, two-cent stamps are preferred.

IMPORTANT TO SUBSCRIBERS—Do not fail to notify us promptly if you wish your magazine forwarded to another address than that originally ordered. We will not guarantee to furnish missing numbers in cases where subscribers have neglected to inform us of their change of residence. We will be pleased to change the address of any subscriber at any time, but have no means of knowing that they have moved unless they notify us of the fact. The postoffice authorities will not forward newspapers or magazines from one address to another unless extra postage is paid by the subscriber. Write us as soon as you move, giving your new address, and we will correct our mailing list and there will be no delay in your getting your magazine.

### ADVERTISING RATES.

Furnished on application. The value of the American Carpenter and Builder as an advertising medium is unquestioned. The character of the advertisements now in its columns, and the number of them, tell the whole story. Circulation considered, it is the cheapest trade journal in the United States to advertise in. Advertisements, to insure insertion in the issue of any month, should reach this office not later than the twentieth of the month preceding.

EVERY man is the architect of his own fortune, but there are some bum draftsmen in the business.

JUST because the tortoise beat the hare in the fable is not sufficient reason for assuming that every man that plays a little now and then will get left in

the race, no matter how swift he may be, for a little play is a good thing in its place. A little relaxation now and then is but whetting the energies for renewed efforts. Of course, too much whetting is never good.

WHEN a man answers your instructions with, "Yes, I know," and then does the work in an entirely different way from the one you told him, is it possible that the recording angel will make any charge for a few cuss words, if you turn them loose?

### Honesty in Building Matters

IN these days of rapid building it is a very easy matter for carpenters and builders to rush their work and unintentionally neglect the seemingly unimportant things, but which eventually might spoil the entire job. They seem to forget that the little things about the house often bind the entire structure together into a perfect whole, while to neglect these would result in the ruination of the building. When building it is a wise plan to remember that this is not the last house you expect to build or the last season you expect to work, but that the quality of the work you do at the present will largely govern the amount of work you will have in the future. While building your houses build a reputation at the same time, for upon the quality of your work will depend the quality of your reputation.

### The San Francisco Disaster

THE awful catastrophe which destroyed the city of San Francisco with its great buildings and boundless wealth has caused deep sorrow to the whole world. Shaken by an earthquake which could not be foreseen or guarded against the splendid types of the builder's craft were torn and rent apart and what did remain intact was devastated by fire which broke out in various sections of the city.

Out of the blackened ruins which are all that now remain of the beautiful city of the west a new San Francisco will arise as did Chicago, Baltimore and

Galveston. The energy and pride of the west will assert itself and prove to the world that no matter how great the calamity they will be able to rise above it. The problem for the future is what materials to use so as to guard against a similar occurrence. Will steel and iron be used exclusively in the business sections or will the structures all be limited to a certain height? The problem is a new one and will require considerable thought and study.



### Uniform Design of Reinforced Concrete

**R**EINFORCED concrete, although the most popular form of fireproof construction at the present day, is a veritable chaos as to its design.

Quoting from a recent publication: "Many systems are patented and it is a common matter for designs to be furnished free, contingent on the designer's patent being used."

This seems to be an unnecessary state of affairs. Reinforced concrete should be standardized. Structural steel construction has been standardized until all mills roll the same sections. Standards devised by the various steel companies are practically uniform. There are no patents to speak of, and all designers uniformly adopt the standard sections rolled, and specify the uniform connections.

There is no reason why reinforced concrete should not be brought to the same state of uniformity as structural steel.

It is true that there are at present a great variety of so-called "systems" which have more or less merit, but it is also true that perfect construction can be and is every day being devised, which is not using patented forms or methods.

Standard methods should be adopted in such a form that the architect, engineer or contractor is made entirely independent of the so-called patented "systems" and at the same time the standards should be arranged so that where it is shown profitable, a patented section could be substituted for the reinforcement shown upon the plans of the designer.

Until some systematic action is taken to standardize reinforced concrete, designers will be handicapped by the necessity of specifying some particular "system" or leaving the plans open to a free-for-all scrap as to who can do the work for the least money.



### Individuality

**T**HERE is such a thing as eccentric individuality, but it is not that which we intend to recommend here. Eccentric individuality is not, commercially speaking, a paying quality. Individuality, which distinguishes in contradistinction to being general or common, is the valuable kind.

Some years ago I called on a builder who constructs between fifty and seventy-five houses a year, with the object in view of interesting him in a little better line

of plumbing fixtures than he had been and was using at the time, and I was confronted with the following arguments:

"What's the matter with the fixtures I am using? They are durable, guaranteed, first quality, have proven eminently satisfactory and are considerably less in cost than those to which you want me to change."

"But," said I, "they lack individuality; you are furnishing the same class of fixtures which every large operator is. You destroy a vital factor in a talking point, if nothing more."

"Oh, as to that," he remarked, "people are not paying for individuality. I could not get a cent more per house if I did change; people will not pay for it, I tell you, and I know it."

I finally persuaded him to take ten houses as an example, expend \$100 (more than he had been paying) for fixtures which were better and had an individuality about them, add to it the cost of the house, plus his percentage of profit, and try it.

It would be worth \$1,000 as an ad., if nothing more. He could advertise it and use it as an argument in support of his statement, that his houses were better than the common so-called real-estate houses and the goods would be there to prove it.

I afterwards had the pleasure of listening to his arguments with a prospective buyer, as to why the buyer should buy his house in preference to Mr. Blank's; it was "Individuality, Individuality, Individuality." And he had it! He sold the house and the ten.

I afterwards contracted with him for one hundred houses, and today he admits that individuality pays, and, incidentally, keeps me busy getting up new ideas for him all the time. He is also carrying the idea throughout the entire houses which he builds, and the result is that while he has at all times some ten to twenty houses under construction, he seldom has a finished house on hand for sale.

If meritorious individuality is a success in this case, why will it not be so in yours? Aim to make your efforts, in fact your entire work, distinguished from the other fellow's. Do not be satisfied with what is good enough for him is good enough for you. It isn't! It's bad enough for him, and worse for you (because he has tried it, failed at it, and cannot be told anything different).

If Edison had been satisfied with an oil lamp and had never tried to improve on it, because other people said it was good enough — and other people knew all about it — we would not have had the incandescent light, at least not as soon as we did.

Individuality always sells at a premium. It is a recognized commodity the civilized world over. Governments encourage it and protect it by letter patent. It attracts, it commands attention by being different, and the world pays tribute to it. The world owes its progression to individuality not to generalization.

Characters in Houses—Hints for Architect and Owner



Fig. 1

A man's house should show what kind of a man he is. If the designer will study carefully the lines of his client's facial architecture he will be able to reproduce them in the house.

See Figs. 1 and 2.



Fig. 2.




Fig. 3

Hair and whiskers can be skillfully worked into the elevation, as shown in Figs. 3 and 4.

This would be of great benefit to out of town visitors, in helping them to find your home.



Fig. 4



Fig 5.

RALPH WILDER ->

Many an architect undoubtedly desires to do justice to the man who is much alarmed over the cost of lumber and extras. Some such treatment as shown in Figs. 5 and 6 is often called for.




Fig. 6.

## A Study in Salesmanship

SALESMANSHIP AS A FACTOR IN CARPENTER WORK HAS BEEN LONG NEGLECTED AND IN NEED OF ATTENTION—  
HOW TO CREATE A PROPER INTEREST TO STIMULATE NEW BUSINESS

"I AM getting old," said Pete Tully, as he was calling the Clearwater Club together one evening; "getting old and tough, so that a new idea in order to penetrate my mind and make a deep impression must either have a pretty sharp point or quite a lot of force behind it, but one managed to find its way in there somehow, and it's made impression enough that I want to talk about it. The idea was suggested by Uncle Rural's statement that what most of us carpenters and builders need to study is the art of salesmanship and create or enlarge the demand for our work instead of fighting among each other for what work comes our way without any effort on our own part so far as creating a desire for the work is concerned.

"The impression this idea has made on my mind is this: We carpenters in our efforts to get each fellow his share of what work is going on and capture the building projects that are offered, remind me of a lot of small boys in a scramble for the best share of a limited supply of berries growing wild along the roadside and in the waste places, and the moral to it is that just as these boys could by less effort cultivate and grow plenty of berries for all, so might we builders by a proper attention to cultivating a desire for building on the part of the public create plenty of work for all with less trouble and worry and better feeling all the way around.

"This metaphor of mine may not be as clear nor fit as well as some of Uncle Rural's, but there is one thing that is clear in my mind now and that is that a man does not ordinarily build a new house, barn or any other building, large or small, to take care of immediate necessity as the cause, so much as he does from mere choice or to gratify his present inclination."

"Whoa! Hold up a minute, Pete!" said Mosby. "Do you mean to tell us that it is not necessary for a man to build a house for himself and his family, or a barn to shelter his stock? Surely you are not going to class them as luxuries? If you do you'll miss it a long way on some of them."

"No, I did not mean to class them as luxuries, though most any kind of a shack would be regarded as a luxury by an Indian with nothing but a home made tent for shelter; but you are on the wrong track or haven't gotten headed in the right direction. Without entering into any discussion of what constitutes a necessity as compared to a luxury, the point I want to make is this: That the average man and his family is ordinarily already housed in some kind of a habitation. When in the course of events and the development of enlarged ideas and desires suggest the thought of a new and more pretentious home or a

larger or better barn, or any other building about the place, it is this desire and nothing in the form of absolute necessity that leads to the planning and erection of buildings, and at times there may be some counter influences that will shelve this desire for the time being. A man may plan to build a house, not this year, but next year. Maybe next year something else comes up, lumber is too high, or he is too busy to give it attention, so he puts it off another year. Puts it off from time to time, in fact, sufficiently to demonstrate that it is not so much a matter of immediate necessity but choice and inclination that is responsible for building operations. Sometimes, of course, a man's home is destroyed by fire, but it is not an exception of this kind we are talking about, so much as the general progress of things under ordinary conditions."

"Well," Mosby replied, "just what do you gather out of that? What is there about all of it that inspires you to think salesmanship is an important factor in connection with building operations, and has not only been long neglected but is in serious need of attention?"

"What I make out of it is, it is up to us to propagate the desire for new houses and new work of various kinds that means increased business for us. The way I make salesmanship out of it is that anything which creates a desire for goods that leads to their purchase belongs properly to the calling known as salesmanship. Do you suppose, for example, if we did not have local stores to display goods that the community would buy as much as it does? If the community had to originate its own desires, then go away to some distant market place to obtain what they desire they would not only go without lots of things they have now, but their desire for things would gradually become limited until they would narrow down to almost bare necessities and the people themselves would be the first to kick against such a condition of things. That sort of a condition, however, is just what we have allowed to exist right along in the building world. We leave the people alone to develop their own desires and then when they make these desires known we come into the game and offer what we have for sale. When we look at it this way it should not be difficult to see how we might enlarge the demand for our own work by shaping our surplus efforts along the line of creating a desire for new things in the building line just as any merchant creates a desire for his goods; not only create a desire but keep it alive and interested to such an extent that there won't be so much putting off until to-morrow what might be done to-day in the way of building. The only thing that is troubling my mind is just how

to go about it. I have an idea what we ought to do all right, but don't know how to do it, and I came here hoping that maybe some of you could give us some light on the subject."

"I have been studying the same thing," said J. B., "but I don't know whether I can throw any light on it or not. Sometimes I think what we need is a sort of advertising manager. I don't know just what part of salesmanship most of the world regards advertising, but as a desire promoter, as an agent for making people want things, there is nothing to equal advertising when it is well done. I believe it would be a good plan for all of us to carry cards regularly in our local paper, and then every new house or new piece of work worthy of notice that is done to encourage and assist the local paper in making a notice of it, giving enough details to make it interesting and of more moment than just an ordinary news item saying that John Jones has built a new barn."

"Well," said Mosby, "I believe in publicity myself; I think we are all too modest and too much inclined to hide our lights under a bushel. Still, I doubt whether or not the ordinary business card which many a carpenter does carry in his local paper really creates much interest or brings sufficient returns to justify the investment. I rather like your idea, J. B., in regard to the need of an advertising manager. I think what we need is lessons in advertising so that we may do it in a live, wideawake manner and arouse interest instead of just serving to fill in a quiet nook in the local paper at which nobody takes the trouble to look. I think we ought to have some real live reading matter, something that will excite and hold interest, and at times I feel like trying the experiment of drawing a lot of model house plans, together with a description and figures as to cost, but if some of you can suggest a better plan of attracting attention and cultivating a desire to build on the part of the public, I want to hear about it and I am ready to give up my ideas for better ones any time."

"I guess," said J. B., "we are all in the same boat in this matter; we feel that something ought to be done to attract and hold attention, something different, something new and something inspiring. But just what to do is a hard nut to crack, and so I guess we'll have to pass it up to Uncle Rural and see what he has to say about it."

"Well, boys," Uncle Rural replied. "You've got me in a corner this time where it takes more than one man to dig the way out. Still I think I can add one little portion of alum to clarify your ideas on advertising, and that portion was suggested by Tully speaking of the berries that grow wild and the berries that might be had by proper cultivation. Cultivation is a good theme to study right now, for it is spring time and we can get object lessons all around us, and one of those object lessons is that it is not ourselves, our own personality, that should be in the lime light of attention, but it is the other fellow, the fellow that is

going to build, or ought to be inspired to build, who is the important subject to consider. Go watch the farmer when he plants corn. It is not the farmer nor his clothes that form the main object of attention, but the little grains of corn he is going to plant, and the preparation and cultivation of the ground before and after planting that must have practically undivided attention if the farmer hopes to reap anything like a full harvest. The farmer may in time have cause to take a certain pride in his work, but in order to have work to be proud of he must in the work of planting and cultivating practically obscure himself and think and plan almost entirely for the benefit of the growing crop."

"Well," said Tully, "isn't that just what we have been talking about?"


"Yes, in a way, but in not just the right way. You have been talking about attracting attention and holding attention, but to what? To yourself or to your work? Now don't misunderstand me on this point. I am not going to take issue against the idea of blowing your own horn. But when you blow that horn it should be to call people's attention, not to yourself, so much as to something that will attract and interest them. When Aunt Cynthia comes out and blows the horn for dinner it is not Aunt Cynthia we are coming in the house to see, and think of first when we hear that horn, but it is the dinner we are going to get and the good it is going to do us that makes us enjoy hearing it. Now instead of attracting attention to ourselves in this horn blowing you speak of through the local papers, what we want to do, the main object of Pete's idea as originally outlined, is to arouse the building desire of the public, and the best way to do that is not by attracting attention to what we can do individually, but by cultivating the spirit of improvement among the people, and while the articles we might have in the papers would logically at times include house plans, they should be rather more directed toward inspiring people to build by showing them how they can get pleasure and benefit out of it. In other words, it's not ourselves we want to push primarily—that is, not our own personalities—but the building movement generally, and if we can devise a way to do that we will get our reward in due time, just as Aunt Cynthia when she blows the horn for dinner, while she is really calling attention to dinner, gets due credit in time without asking for it for being the originator of a good dinner."

"Well," said Mosby as the meeting adjourned, "Uncle Rural's alum clears the water a little, but it is still a little muddy, and I can't exactly see through it."

"O, well," said J. B., "let us try the filtration process on it a while and may be after we let it sift through our minds for a few weeks we can see more clearly how to go about promoting the building spirit in the public mind."



We learn from mistakes—or ought to.



# STEEL SQUARE L

Alfred W. Woods

## How to Use the Steel Square

PROPORTIONAL SCALES TAKEN ON THE STEEL SQUARE FOR CUTS AND BEVELS—WHAT DETERMINES THEM AND HOW THEY MAY BE FOUND IN CONNECTION WITH THE FULL SCALE

**I**N OUR last article we dwelt more especially on the subject of steep or unusual pitches and how to obtain the cuts and bevels by a proportional scale in connection with the common steel square. In this article we will go further into the subject of scales, giving more in detail how a change of figures may be readily determined and yet be in proportion

59 of the last number of this magazine, but designating each line as a whole, as 1, 2, 3, etc., pitch up to 24th pitch. Yet the universal theory of 12 and 12 taken on the square gives the seat and plumb cuts for the  $\frac{1}{2}$  pitch is the accepted practice and must prevail. What is true in this case must naturally follow when other figures are taken on the blade. Comparing it with the above method, twelve whole things would only be one-half of a thing. Six whole things are one-fourth of a thing, etc. In saying this we do not mean to be understood that we are trying to introduce some new fangled theory about pitches; far from it. We

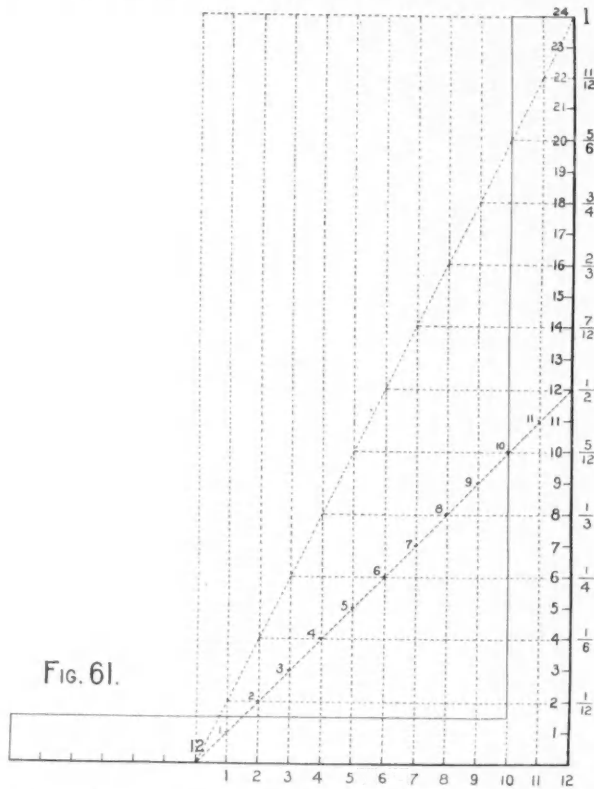


FIG. 61.

to the full scale for a one-foot run, which is at 12 on the tongue and represents one or the full pitch. We find builders differ as to what constitutes a full pitch, and this is not to be wondered at, because writers on the subject differ. There are a number of books on the market, one of which has reached considerable sale, a copy of which is now before us, illustrating the pitch lines on the square similar to that shown in Fig.

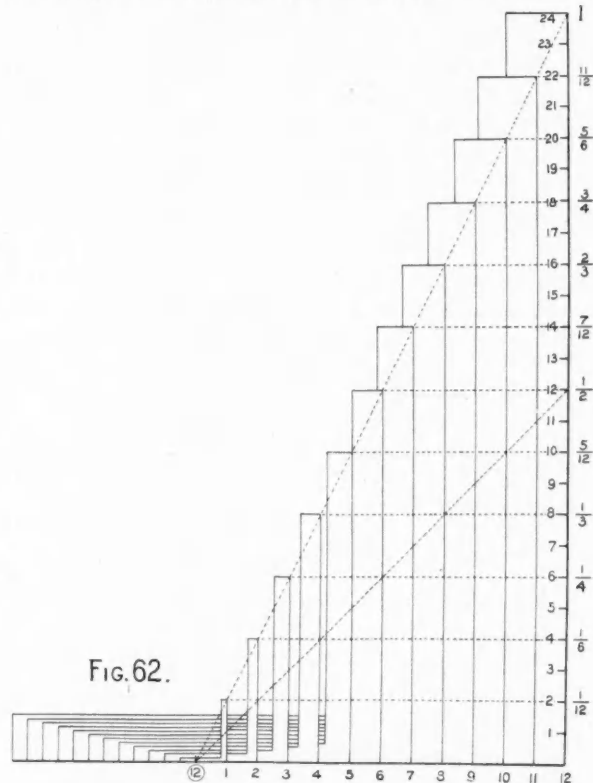


FIG. 62.

take it as is usual in the accepted practice and analyze it. In other words, if there is such a thing as  $\frac{1}{4}$ ,  $\frac{1}{3}$ ,  $\frac{1}{2}$ ,  $\frac{3}{4}$  pitch, etc., then there must be a full pitch.



This is arrived at by reckoning the rise given the common rafter in proportion to the span or width of the gable. It is therefore a full or a whole pitch when the rise equals the span. Taking it on the square;— the run being 12 inches, the span must necessarily be 24 inches and since the blade is 24 inches long, then the figures on that member are to the pitch as to its own (blade) length, and that is all there is to it. Then a line drawn from 12 on the tongue to each of the inch divisions on the blade will represent as many fractional pitches. These lines diverge from one another taken on the vertical line at the rate of 1-12 of

proportion to the full size square and these, if divided into as many parts as the full size square would give just the same results as far as the cuts and bevels are concerned as will be seen by taking the  $\frac{1}{2}$  pitch, the line passes at the half-way point on the blade of all of the squares and consequently would give like results. However, squares are not made other than with the standard measurements. This illustration is given simply to illustrate proportional scales and that the size of the square would make no difference in the results so long as the divisions are to the ratio of the standard scale of measurements.

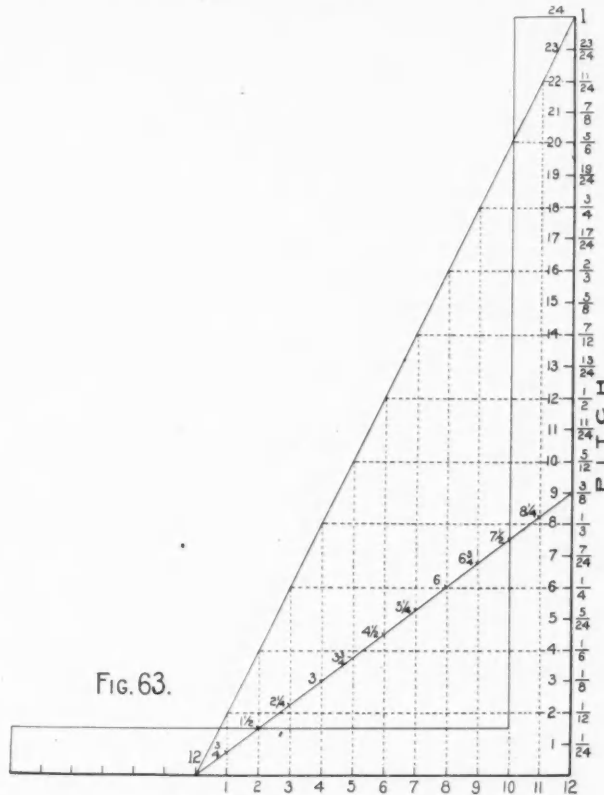


Fig. 63.

an inch to each inch in run. So at the twelfth-inch back from the starting point, the lines are 12-12 or one inch apart and intersects the blade at the inch divisions and represents the full scale for a one-foot run for all of the pitch lines. Now let us look at the figures on the blade of the square, as shown in Fig. 61, and see what relation they bear to those on the tongue. These figures as before explained represent the rise given the common rafter to a one-foot run. The fractional numbers to the right of the blade represent the proportion of the pitch. Now follow the horizontal dotted lines from these figures over to the full or one pitch, thence down to the desired pitch and the figures at this point and those in the run taken on the square will be to the same proportion as those for the full scale, but at different points on the square. For illustration see the  $\frac{1}{2}$  pitch.

In Fig. 62 is shown a similar drawing, but in this the squares are reduced in size ranging from 1-12 up to the full size square. The fractional figures that denote the pitch, also denote the size of the squares in

proportion to the full size square and these, if divided into as many parts as the full size square would give just the same results as far as the cuts and bevels are concerned as will be seen by taking the  $\frac{1}{2}$  pitch, the line passes at the half-way point on the blade of all of the squares and consequently would give like results. However, squares are not made other than with the standard measurements. This illustration is given simply to illustrate proportional scales and that the size of the square would make no difference in the results so long as the divisions are to the ratio of the standard scale of measurements.

But we are not through talking about Fig. 61. In this illustration the vertical dotted lines from each inch in run represents the blade and the figures where the  $\frac{1}{2}$  pitch line crosses these lines and that denoting the run will give the seat and plumb cuts for the common rafter, as 1 and 1, 2 and 2, 3 and 3, etc. Now let us apply this to some other pitch. For an example we will take  $\frac{3}{8}$  pitch, as shown in Fig. 63. Remember the full pitch regulates the scale in proportion to the full scale for any rise under 24 inches. The full scale for the  $\frac{3}{8}$  pitch is 12 and 9. Why? Because 9 is  $\frac{3}{8}$  of 24.

To find the  $\frac{1}{4}$  scale for the above pitch, take 6 on the blade and follow the horizontal line to the left till it intersects the one pitch, thence vertically down to the  $\frac{3}{8}$  pitch, and it will be found that this intersection is at  $2\frac{1}{4}$  inches above 3 on the run, and it will be seen that these figures are  $\frac{1}{4}$  that of 9 and 12. For the 5-12 scale, proceed in like manner, starting from 10 on the blade. The intersection on the pitch line will be  $3\frac{3}{4}$  inches above 5 on the run. Thus every inch of the blade's length represents a distinct scale, and these are subject to many more scales. If the blade of the square be divided in twelfth inches each division will represent a scale, making in all 12 multiplied by 24 equals 288 different scales; but these divisions run into intricate fractions for the rise, and only one-half of the runs will end in twelfths of an inch. The other half will end in twenty-fourths, but all of these scales will be in the same ratio as that given for the full scale, and consequently give the same result as far as the angles are concerned. However, it is better to use the full scale when same can be done, as it is handier and insures more accuracy in the work.



**Best He Ever Read**

Your paper is the best I have ever read.—J. H. Lippincott, Garwin, Iowa.




**Magazine Deserves Success**


Your magazine certainly deserves success.—F. A. Koehler, Peru, Ill.



Some draftsmen would accomplish a good deal more if they didn't spend so much time in sharpening their pencils.



# BUILDING CONSTRUCTION



J.A.F. Cardiff.

## Building a Home

A SERIES OF ILLUSTRATED ARTICLES COVERING CONSTRUCTION DETAILS IN THE ERECTION OF OUR AMERICAN HOMES—FROM THE LAYING OF THE FOUNDATION TO THE DELIVERY OF THE HOUSE TO THE PAINTER

**C**ONTINUING the consideration of window construction, we illustrate in Plate XXVII, a double hung sash window in an eighteen-inch brick wall.

Fig. 119 is a section through the window head. The opening is spanned on the outside with an arch of stone and on the inside a timber lintel is provided, and a row-lock relieving arch turned on top of same. Relieving arches are usually constructed with one row-lock to each eighteen inches or fraction thereof in the width of the brick opening. The timber lintel is constructed with two or three centers of two-inch stuff, cut to the required curvature. On top of these centers are nailed narrow wood strips called lags.

Fig. 120 is a section through the window jamb. The calking shown in this and other sections is to keep out penetrating winds. This calking is commonly done by filling around all openings, as shown, with scratch mortar, but in the highest grade work is done by hand-calking all the spaces around frame with oakum.

It will be noticed that furring and lathing of inside of walls is omitted, and the plaster applied directly to brickwork. When this is done, the wall should be thoroughly coated with a waterproof paint so as to make it absolutely impervious to moisture and dampness, which would discolor the finished plaster work. There are several of these paints now on the market, and, when properly applied, make a wall absolutely damp resisting. Before the paint is applied, the mortar joints should be raked out enough to give a clinch for the plaster, as shown in Fig. 121.

This section is taken through the window sill, and its principal feature is the joint of the wood and stone sills. This joint is made water-tight by means of a galvanized iron bar or tongue which is let into a slot on the underside of the wood sill and lead-calked into a corresponding reglet in the stone sill. The stone sill is cut with wash and lugs on top, and with a water drip on the lower edge.

The sash are shown one and three-quarters inches thick and glazed with plate glass, bedded in putty and held in place with wood beads.

Metal lath is nailed to the timber lintel to afford a clinch for plaster. This lath will also be required over any recesses or pipe chases in masonry walls.

Plate XXVIII illustrates another method of con-

structing a double hung window frame in a masonry wall. The opening is spanned on the outside by a moulded stone lintel and the inner eight inches of the wall is carried on an iron lintel (Fig. 122). An iron lintel is usually provided when it is not convenient to turn a row-lock relieving arch over a timber lintel, as in the case of floor beams bearing over opening, so close to window head as to make it impossible to turn an arch underneath them. They are also used over wide openings in preference to arches.

Fig. 123 is a section through the jamb of window. Stone quoins of various widths and heights are provided for masonry jambs.

Fig. 124 is a sill section and shows a moulded drip on bottom rail of sash.

Figs. 125-127 are exterior elevations.



### Durability of Concrete and Stone

In a paper entitled "Structural Steel Dams," read by Mr. F. H. Bainbridge before the recent Chicago meeting of the Western Society of Engineers, the writer attacks what he describes as a popular but erroneous impression concerning the durability of stone, and incidentally pays the following tribute to concrete:

"It is usually assumed by the uninformed," says Mr. Bainbridge, "that stone structures subject to the action of air, water and frost will last indefinitely. As a matter of fact only a small percentage of the stone which is accessible is at all fit for use in structures, and even in the best quarries, the inferior stone which must be wasted or used for riprap, often amounts to 50 per cent or more of the stone quarried. In a dam, especially in cold climates, stone is subjected to the most trying conditions and untried local stone should be used only with the greatest caution. So far as our present experience goes, Portland cement concrete dams appears to be a safer material, but it must be remembered that concrete setting in air contracts in volume and in large masses cracks are almost certain to appear. For this reason concrete for large dams must first be cast in blocks and set in mortar joints after being dried out."



Don't be afraid of a strict boss. You'll never learn anything from an easy one.

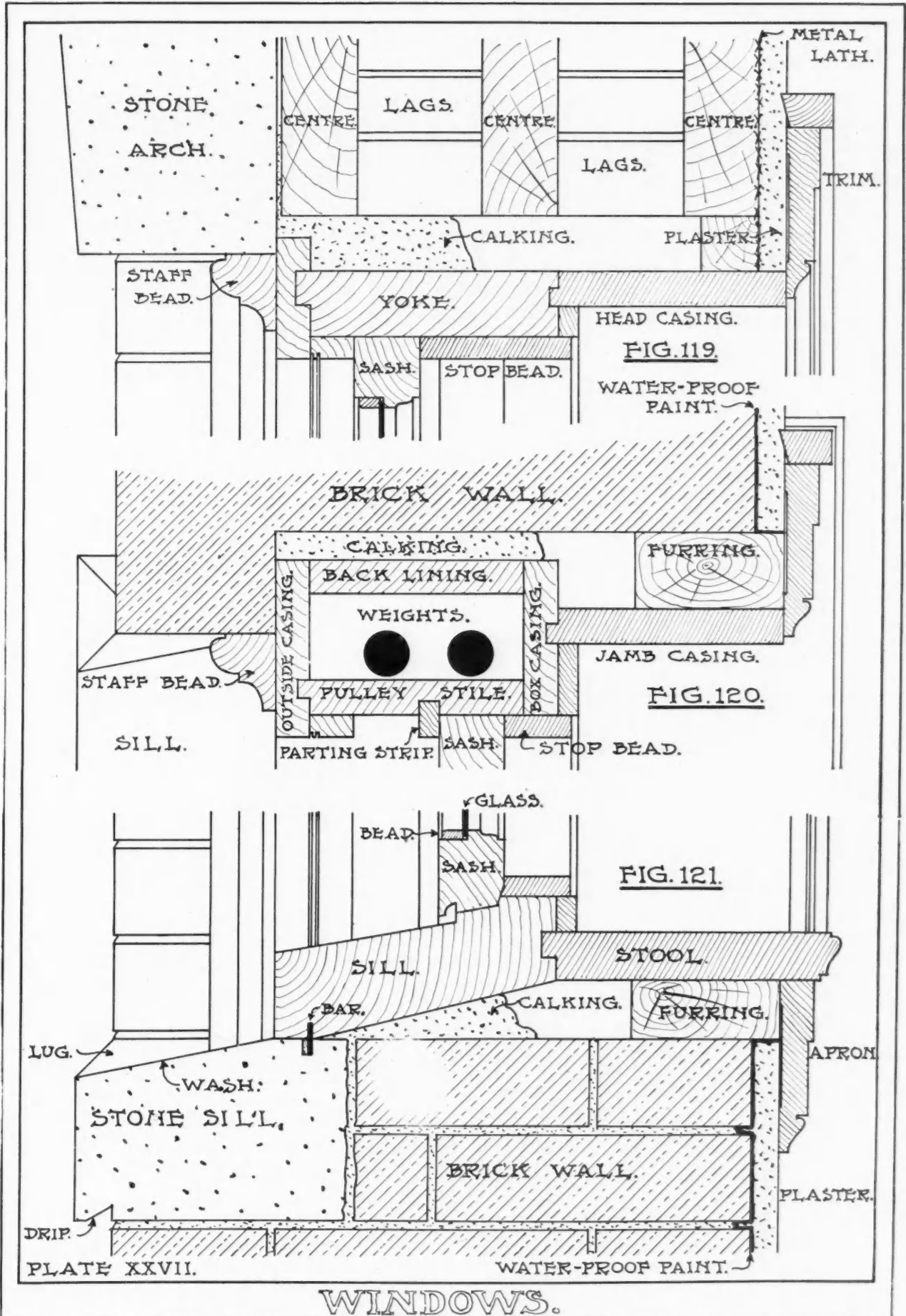


PLATE XXVII.

WINDOWS.

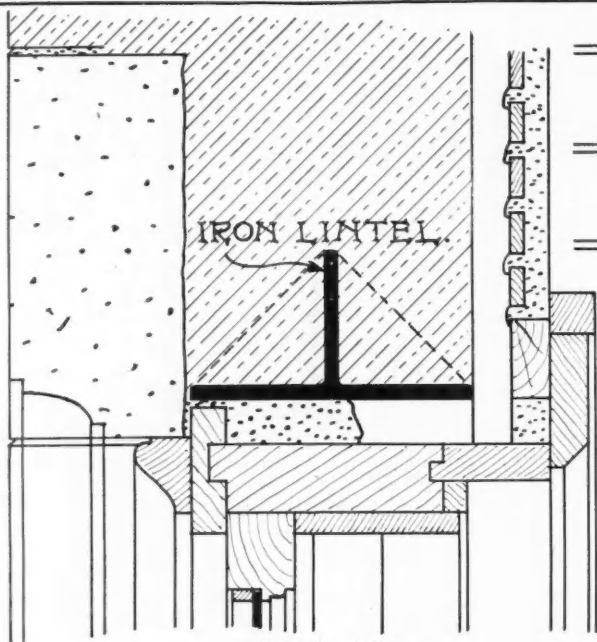


FIG. 122.




FIG. 125.

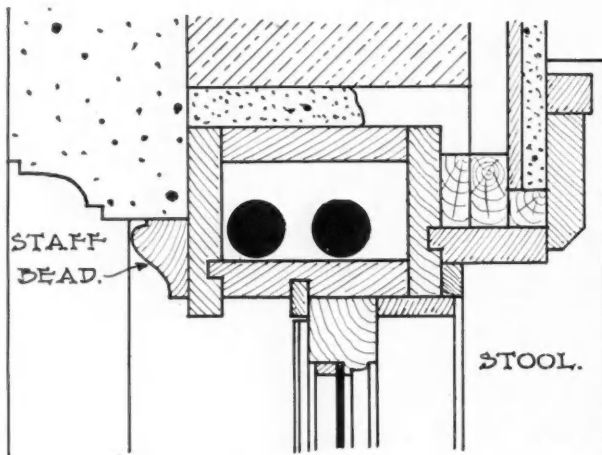


FIG. 123.

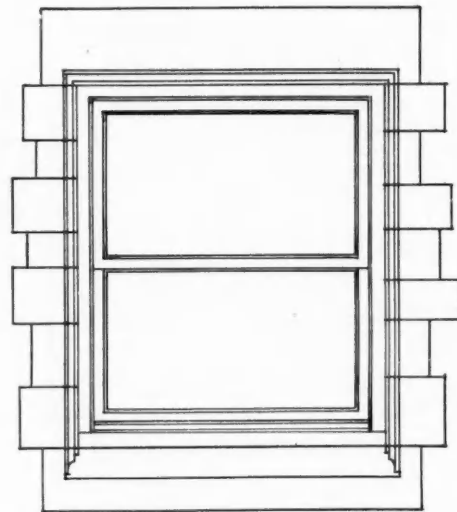


FIG. 127.

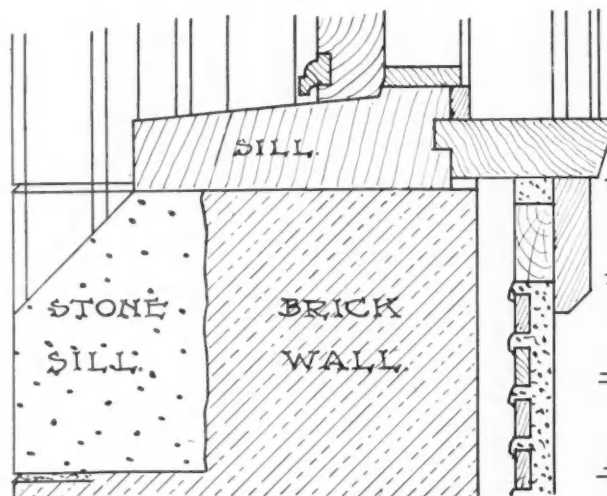


FIG. 124.

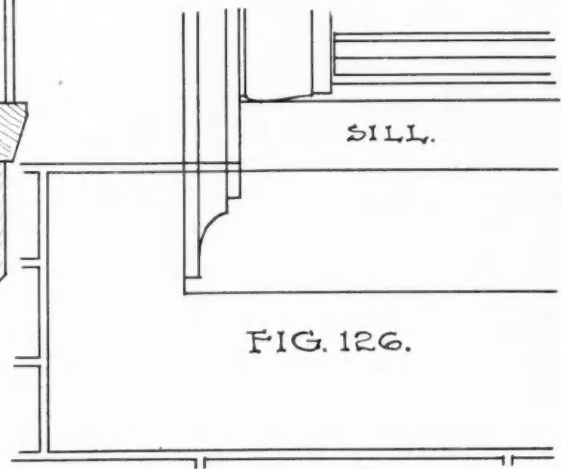


FIG. 126.

PLATE XXVIII.

WINDOWS.



## Brick Veneered Buildings

SHOWING HOW TO VENEER THE TIMBER WORK—HOW TO FASTEN THE BRICK TO THE BUILDING—METHOD TO USE IN VENEERING A CONCRETE HOUSE

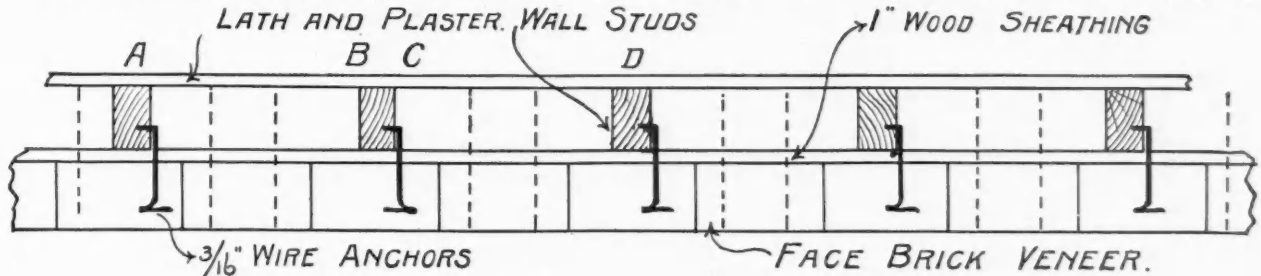
**T**HE following question was referred to us, and as it is one of general interest to our readers, we thought it best to give a complete and detailed answer to the question.

To the Editor:

Eitzen, Minn.

I would like to ask a question in regard to a brick veneered

concrete veneered with brick or to be of stone veneered with brick. We will assume, however, that the house is to be of frame construction with 2 by 4 or 3 by 6 studdings and posts composing the frame, and sheathed diagonal with inch boards and finished with a brick facing or veneer of 4 inches. In order to properly



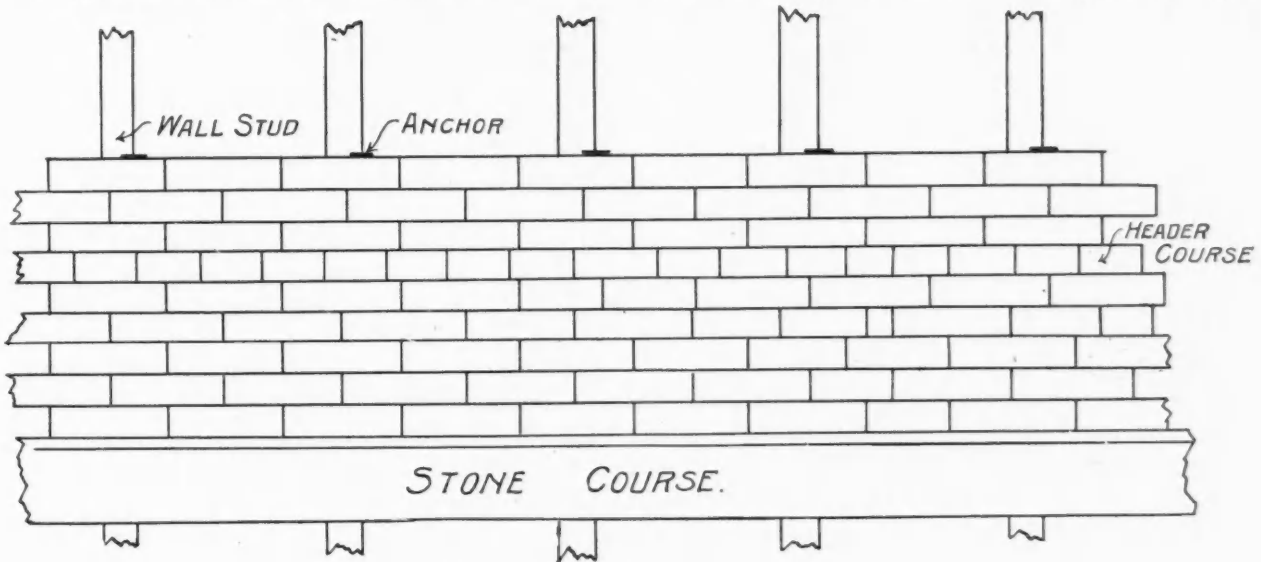
PLAN

building. What is the best way to fasten the brick to the building?

W. C. BISPING.

Answer: The problem propounded by our subscriber is one which can be solved in various ways according to the forms of the construction involved. In

veneering the wooden or timber work it is necessary that the frame should be kept at least 6 inches from the outside face of the foundation wall. A water table course of stone should be carried around above the cellar absolutely level in order to support the upper



ELEVATION OF VENEERED WALL.

the first place, our correspondent does not state whether his house is to be constructed of a wooden frame which is to be veneered with brick, or to be of

structure of brick. Therefore, the foundation wall must not be less than 20 inches thick.

The water table having been set and the frame

erected to the exact measurements, the first five courses of brick may be laid all the way around as shown in the sketch. After this is done wire wall anchors of the shape indicated upon the plan (which, by the way, can be purchased at any hardware store) are driven into the sides of the studdings 16 inches apart and laid flat on the top of the bed recourse so as to tie the brick work firmly to the wooden frame. At the corners the anchors should be plentifully used. Should it not be desirable to use the anchors and it is found necessary to make a stronger wall a course of brick headers, English Bond, may be introduced on the 6th course, allowing the headers to pass through the thickness of the studdings and filling up the space between them as at A B and C D with the rough brick. This method gives practically an 8-inch wall, and makes a warmer house, as old brick-bats can be used to great advantage.

Should a Flemish Bond of "headers" and "stretchers" be employed then the bricks should be placed as indicated by the dotted lines shown in the plan. The thickness of the anchors desired must not be in excess of the brick mortar joints.

Should the building be of concrete, veneered with brick, it will be necessary to lay up the brick work first before backing up of the concrete. All measurements must be carefully watched so that the sills, lintels, bond courses, etc., may be at their proper heights and levels. The same rules apply to backing up with rough rubble stone work, but it is better to build the stone work first and by driving hook anchors into the variegating joints obtain a fastening in the brick veneer.

Finally, a good 8-inch wall of English Bond up to 30 feet in height is more economical, dryer, warmer, and infinitely preferable to a veneered wall.

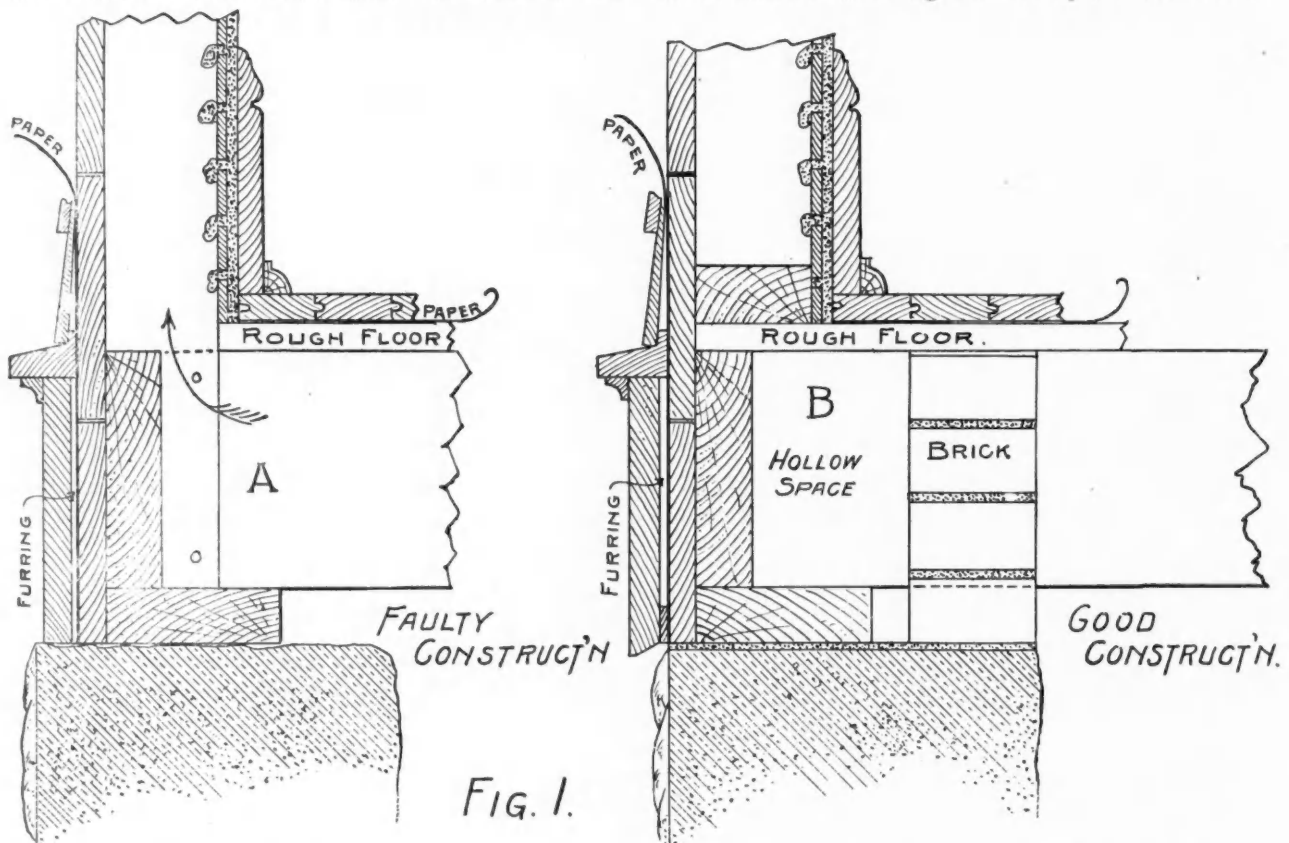
## Past and Present Building Methods

MORTICE AND TENNON FRAMING AS COMPARED WITH PRESENT DAY METHODS—SOME DEFECTS IN THE LATTER AND HOW THEY MAY BE REMEDIED

By A. W. Woods

**S**OME thirty-five or forty years ago when lumber was more plentiful, it was the common practice to build frame houses, great and small, with solid timbers. The sills, plates and corner posts were often hewn from the round timber with broad ax and

bers were hewn to the desired size, then came the work of laying out the mortice and tenons for joining the different parts together. No nails or spikes being used for this work. The corner posts were usually made out of timbers six or eight inches square with the in-



adz, often taking months in preparing these for the "new house." In fact, it was quite the custom to commence the year before to get out the timbers, preparatory for the day of "house raising." After the tim-

ber corner hewn out to receive the lath and plaster. Think of doing that kind of work nowadays. This carries us back to the time of the building of our old home, now more than forty years ago, though only a

lad we remember the time the trees were being felled in the forest and after a long wait for the timbers to be squared, they were hauled to the building site and after a time for them to season, the carpenters came, and as though but yesterday, we see them under the old apple trees astride the timbers with auger, chisel

these things may require but little or no extra expense, if attended to at the proper time, but if neglected prove of a serious detriment to the building. It is this phase of the question that we desire most to call attention.

In Fig. 1 are shown two ways of constructing the

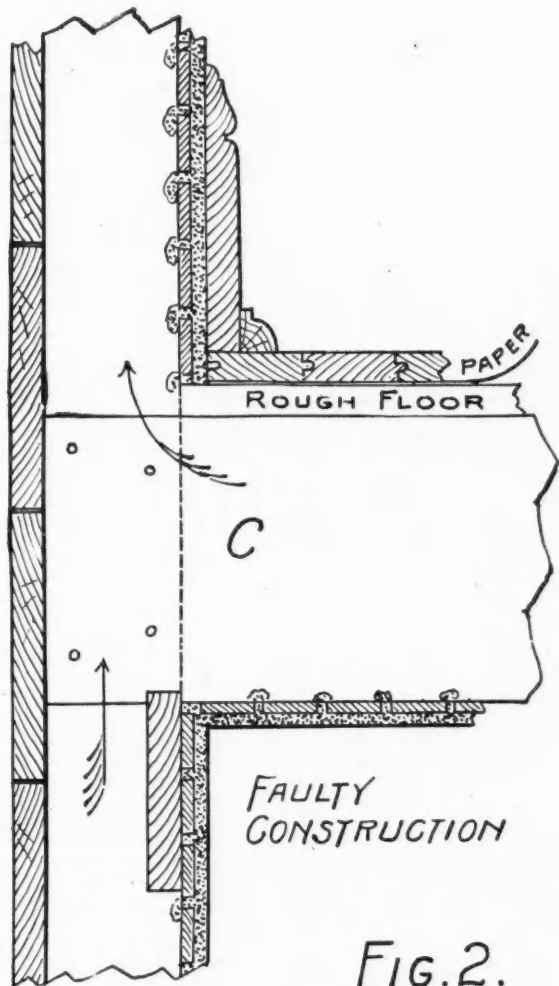
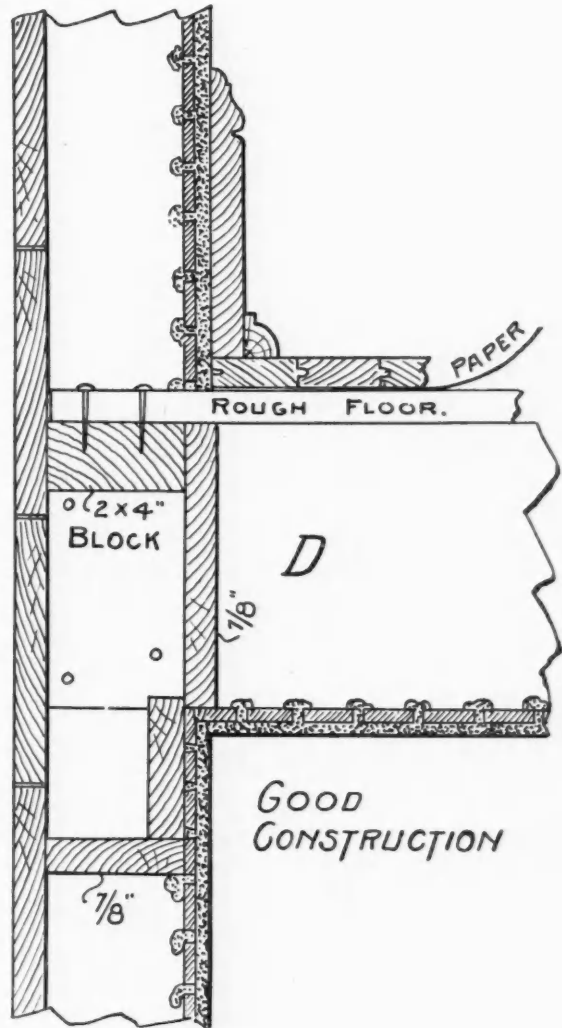


FIG. 2.

and mallet working away from morn till night. It was just so with all of the work connected with the building. The mill work was gotten out by hand, even to the sash and doors. How well they built their works remain as a silent witness, suffice it to say the latter day workmen could gain some good pointers in construction from these old timers. Neither short hours, long hours, strikes or lockouts worried them. Those were days of toil, days of contentment and peace. How different it is now. When the new house is decided upon, within sixty or ninety days it is ready to move into. The work is divided up into different classes and done by different workmen. The solid timbers are no longer used for the frame work. In its stead the sills and other timbers are built up with joists and studding commonly known as balloon framing, and everything is rushed from start to finish and in the hurry many things that should be done are overlooked to the detriment of the house. Some of

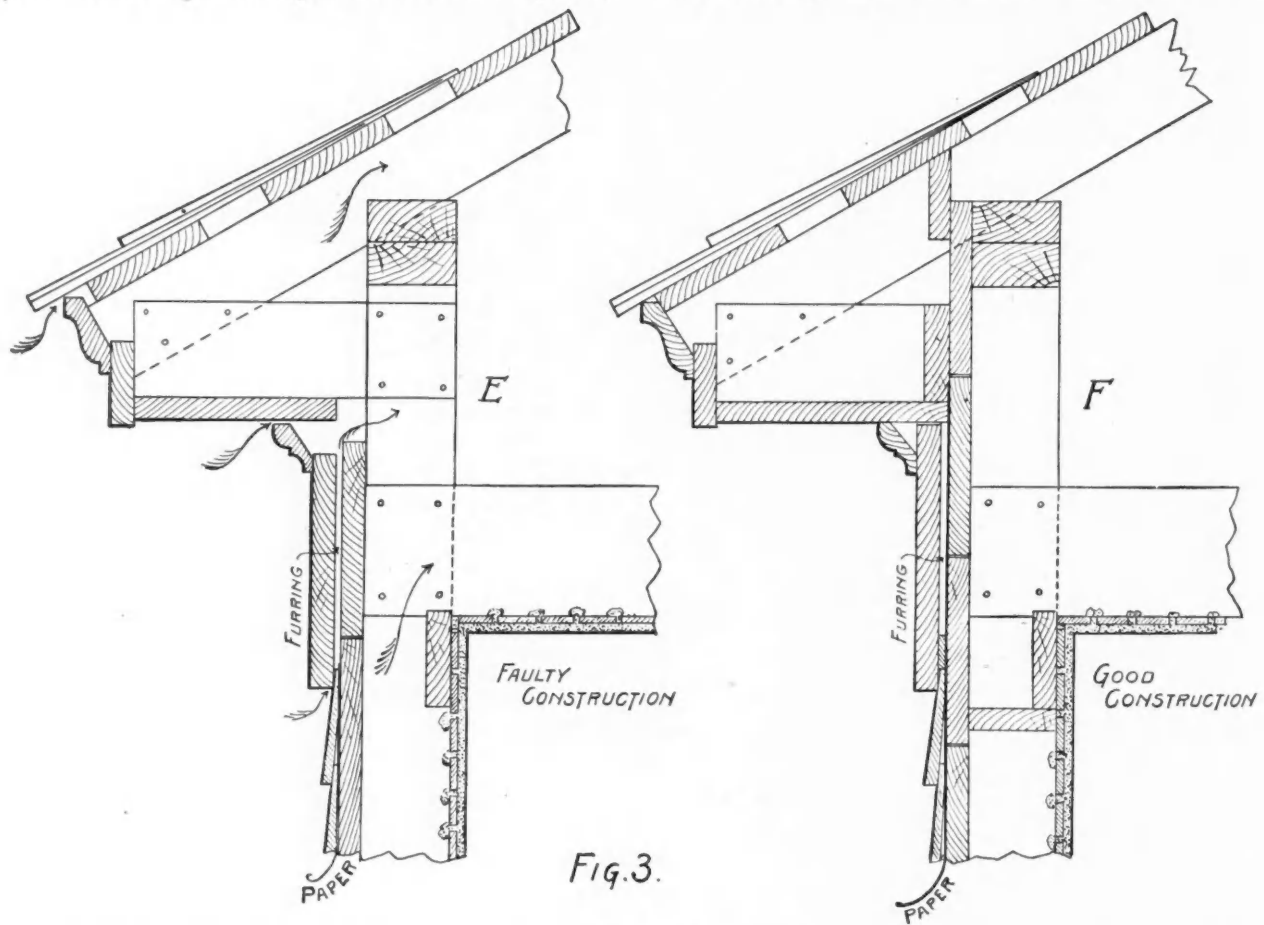


sill, however, there are several ways, but these will serve our purpose. The one shown at A is marked "faulty" and that at B is marked "good construction." At A the masonry projects a little beyond the base board and the sill is laid without being bedded in mortar. The water follows the woodwork and runs or beats under the sill. The inequalities of the stone holding the water and in a few years the sill is rotted out, say nothing of the cold that the open crevices will let in. The studding are halved to allow nailing space to the sides of the joist, but in doing this a space between the studding is left open, allowing free circulation as shown by the course of the arrow. In the construction at B the sheathing is flush with the masonry work, and the base sets clear and a little below the top edge of the stone. The back edge of the base is beveled so as to form a drip. The sills are bedded in mortar and the spaces between the joist and studding are cut off. Bricks are used to fill in between the joist

but in this allowance should be made for shrinkage of the timbers by leaving the masonry work a little below the top edge of the joist. The building paper extends from sill to plate and under window and door frames.

In Fig. 2 is shown two forms of construction at the bearing of the second floor joist. The construction shown at C is the usual way most two-story houses are built. No attempt being made to cut off the space between either studding or joist. At D is shown what should be done. Two by four-inch pieces are set in between the studding on a level with the top of the joist. The rough flooring should be laid diagonally

proportion and the frosts and cold winds find their way in to compete with the burning coals for supremacy. As the heat rises and warms the attic, the cold air seeks the lower level, and if by faulty construction as before mentioned in the lower parts of the house, it has a perfect current of cold air sweeping through these spaces and the result is a cold house. At F is shown how these defects could have easily been remedied at a very little extra expense. But it does not stop here, for there are many other parts in and about the house that are constructed on the same principle. Gable studdings are often times continuous from sill



with the joist and extend over on to these pieces and nailed. This forms a good tie and makes a closed job and by cutting in  $\frac{7}{8}$ -inch boards between the joist, letting the lower edge lap over the bearing board will cut off the space between the joist. If back plastering is desired a third piece should be cut in between the studding just beneath the bearing board for the back plaster to stop against same.

In Fig. 3 is shown faulty and good construction of cornice and bearing of the ceiling joist. At E is the usual way of construction for cottages where the ceiling is lower than the plate. The space between the studding is left open and is otherwise built on a refrigerator plan. Great open cracks are left between the frieze and plancier with the idea of covering with the bed mold. After the natural shrinkage of the different members, small crevices are opened up to huge

to the rafter instead of the plate across the end, thereby leaving an open space the whole way down. The pockets for the sliding doors are often not closed from the surrounding openings. In case of fire getting started every opening is a ready flue to fan on the flames. On the other hand with these flues cut off, fire is not nearly so apt to get started and if it does, it will take much longer time to consume the building and the chances are much better for saving the house. The builders are not so much to blame for this kind of work, but rather the architect who should show these things in the plans and specifications and see that it is done. Otherwise, in these days of close competition the contractor must figure close, and unless these things are clearly shown and described, he cannot reasonably be expected to do it without all are required to do the same.



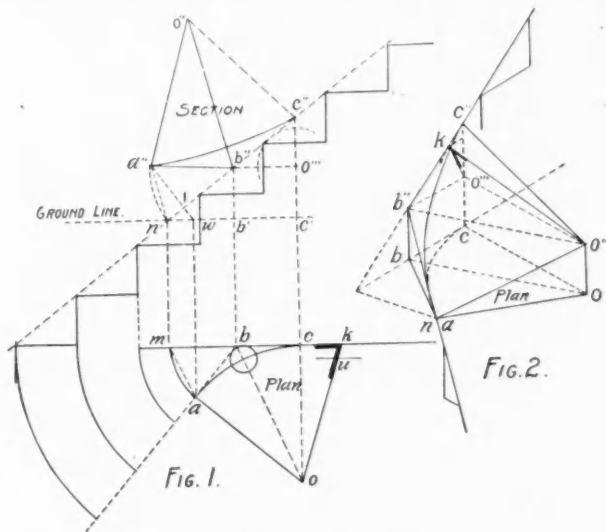
# Constructing an Ordinary Stair

PLANS AND DEVELOPMENT OF THE RAIL ON A STAIR WHICH MAKES LESS THAN A RIGHT ANGLE TURN—  
SHOWING WHERE STAIR STOPS AT THE TURN AND WHERE IT CONTINUES BEYOND

By Morris Williams

**F**IG. 1 shows the plan, elevations, pitch line of tangents, developed central line of wreath and also the outline of the plane whereon the wreath is assumed to rest in its ascent from the lower end of the curve to the upper end, as shown from a to c. The form of the plane is shown to be composed of the lines a''b''-b''c''-c''o'' and o''a''. It is generally called section, and marked as such in the diagram.

To develop the section as shown in Fig. 1 we commence by revolving point a in the plan to m;



from m, a perpendicular line is drawn to n. Again from a a perpendicular line is drawn to w; and from w, the line wa'', which is drawn square to the pitch line.

Now place one leg of the compass in b'', extend the other to n and revolve n to a'' as shown by the arc. Connect a'' and b'', thus the lower tangent a''b'' is transferred into the section and the angle it makes with the upper tangent b''c'' is the one required on the face mold to square the joints of the wreath.

To complete the form of a section draw a line from n to a'', and from b'' a line parallel to it. In this case the line from b'' will be the minor axis. Make it equal in length to ob in the plan and connect oa'' and o''c'', thus completing the form of the section. Now make b''x equal bx on the plan and draw the central line of the rail through a''xc'' as shown.

From b'' draw a line across to o''.

We will now with the aid of the perspective shown in Fig. 2 endeavor to explain these lines and points.

Let oabc in Fig. 2 represent the plan of the lines as shown at oabc in Fig. 1 and axc the plan of the

central line of the rail. It is shown in Fig. 2 that point a is the only one that is not raised above the ground line.

Point b is shown to be raised from b to b'', point c to c'' and point o from o to o''.

By connecting ab'' it will determine the inclination of the lower tangent over the plan tangent ab, and by connecting b''c'' the inclination of the upper tangent is determined and shown in this figure to stand over and above its plan bc.

By connecting c'' to o'' and o'' to a the form of the section will be complete as shown outlined from a to b'', from b'' to c'', from c'' to o'' and from o'' to a.

The height from b to b'' in Fig. 2 is equal to the height shown from b' to b'' in Fig. 1; the height from c to c'' in Fig. 2 equals height from c' to c'' in Fig. 1 and the height from o to o'' in Fig. 2 equals the height from c' to o'' in Fig. 1.

It will be observed that points b'' and o'' in both figures stand above the ground line or plan at an equal height. If we connect these points the line will be the minor axis and it will stand over and above a diagonal line in the plan drawn from o to b.

It is on these two lines that we fix point x as shown to determine a point contained in the developed central line of the wreath.

We will now explain the bevel that will be needed to twist the wreath. It is shown in Fig. 1 at ock, the line oc is shown to be the radius of the plan curves, the length of ck is found by placing the compasses in o'', extending it to touch the upper tangent b''c'' as shown by the arc.

By connecting ko the bevel is found at k, and owing to the tangents being equally inclined it is the only bevel required, and because both tangents do incline it is applied to both ends of the wreath.

The nature of it is clearly exhibited in Fig. 2 where it is shown to indicate the angle of inclination across the plane of section from point o'' in the direction of the upper tangent b''c''.

It inclines in the direction of the tangent ab'' at the same angle as we have already stated, owing to the tangents being equally inclined.

In Fig. 3 is shown a very simple method; to draw the face mold for this wreath make mib''c'' equal the same figures shown in pitch line in Fig. 1.

From I. draw the line Ia, place the compasses in b'' extend to m and turn over to cut the line from I in a; connect ab''.

Make bx equal b''x in Fig. 1 and draw the circle, the diameter to equal the width of the straight rail. On each side of a and c'' place the distance kn taken

from the bevel in Fig. 1 and draw the same circles. Now bend the lath to touch the circumference of the circle and semicircles for both inside and outside curves.

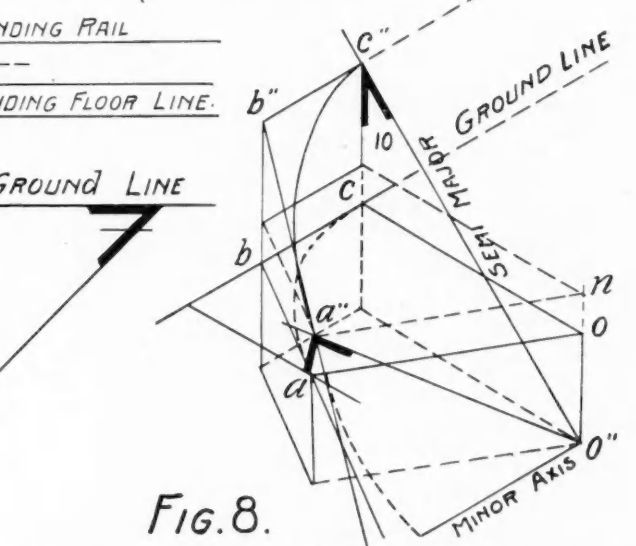
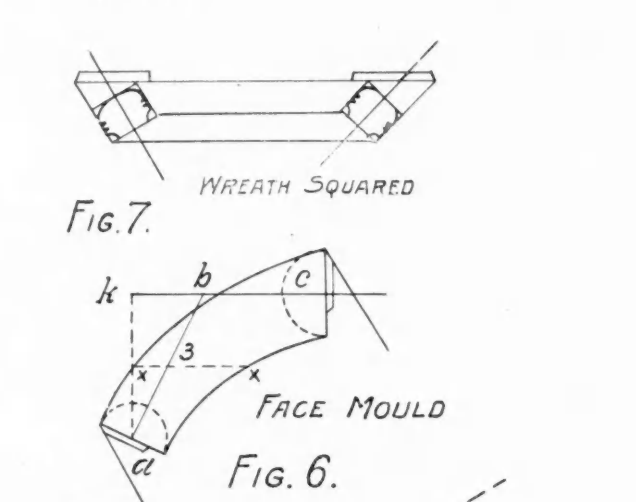
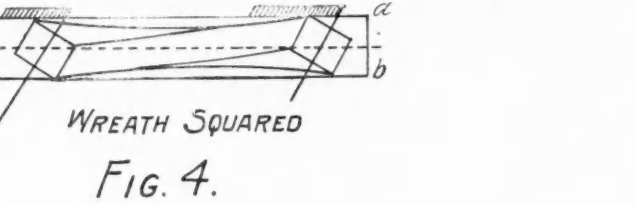
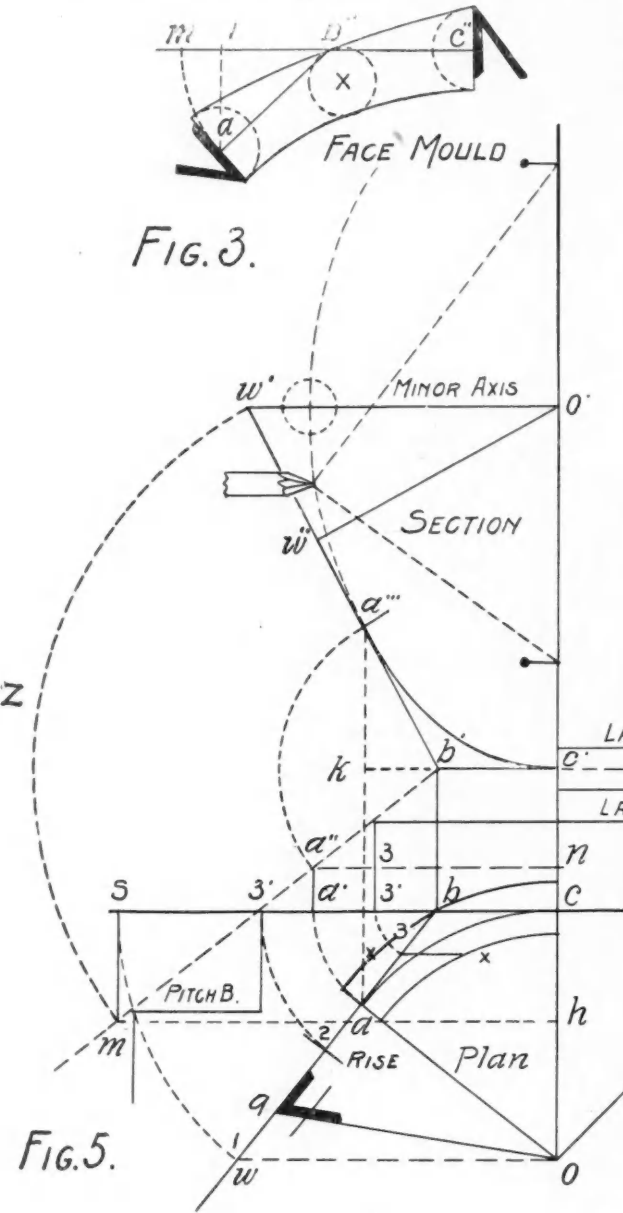
Make the joint at a square to the tangent  $ab''$  and at  $c''$  to the tangent  $b''c''$ .

The bevel is shown applied at each end, at  $c''$  in

$a''$  and turn over to  $a'''$ , connect this point with  $b'$ , then  $a'''b'c'$  will represent the angle between the tangents of the face mold.

We will leave this figure now and as shown in Fig. 6 proceed to draw the face mold.

Make  $kbc$  in Fig. 6 equal  $kb'c'$  in Fig. 5, from  $k$  draw the line  $ka$  and make it equal in length to  $ka''$



the direction of the outside, and at  $a$  towards the inside.

In Fig. 4 is shown the bevel applied to the plank, and the wreath squared, the distance from  $a$  to  $b$  indicating the thickness of plank required.

Let  $oabc$  in Fig. 5 represent the plan. Revolve point  $a$  as shown to  $a'$ , point  $2$  to  $2'$ , and point  $3$  to  $3'$ . On  $a'b$  and  $c$  erect perpendicular lines.

At  $2'$  place the pitch-board as shown and upon  $3'$  erect the riser  $3$ . Draw the pitch to cut the perpendicular line drawn from  $b$  to  $b'$  and from  $b'$  a level line to  $c'$ . Now place the compasses in  $b'$  extend to

in Fig. 5, connect  $ab$  in Fig. 6 and bisect it in  $3$ ; bisect also its plan line  $ab$  as shown at  $3$  in Fig. 5.

Through this point draw the line  $xx$  across the plan curve of the rail and through point  $3$  in Fig. 6; also draw the line  $xx$  as shown. The points  $xx$  will determine the width of the mold on this line. The width at each end is determined by the bevels.

Bevel  $10$  shown in Fig. 5 is to be applied to the end  $c$  of the mold, and the space along its long edge between the two lines as shown is to be placed on each side of  $c$ .

Bevel  $9$  shown in Fig. 5 is to be applied to the end

a and as before the space there shown between the two lines on the long edge is to be placed on each side of a in Fig. 6.

By connecting the points thus found, both the inside and outside curves of the mold may be described.

The joint at a is made square to the tangent ab and at c to the tangent cb.

The bevels are shown applied square to the joints, both directed toward the outside of the mold.

In Fig. 7 the same bevels are shown applied to the plank and the wreath squared for moldings.

We will now revert to Fig. 5 and explain it more minutely with the view of demonstrating the nature of the bevels.

To find the form of the section we commence by drawing the line ow in the plane. This line is drawn parallel to the level tangent bc and is therefore a level line, and because it is drawn from o the center of the plane curve it will be the plan line of the minor axis. In this instance it also happens to be the horizontal trace of the plane the wreath is assumed to rest upon in its ascent from one springing to the other. Now revolve w to s, and from s drop a line to intersect the pitch line of the tangent in m.

Revolve point m as shown by the arc mzw' to w' and draw the line w'o' as shown. This last line will be the minor axis.

Draw the circle shown upon it at a distance from o'

equal to the radius oc of the plan central line of the rail. The semi-ellipse shown may be drawn and it will be found that a portion of it as from a'' to c' constitute the developed central line of the wreath. This proves that we have the correct form for the section.

We will now find bevel io to apply to the end c' of the wreath. Place in the compasses the length c'o' which is the semi-major axis, put one leg in o on the plan and extend the other to cut the ground line in io.

A view of this bevel applied square to the joint c' is given in Fig. 8.

To find the bevel to be applied to the end a of the wreath, place in the compasses the distance o'w'' which is a square line to the tangent a''b' as shown in the section drawn from point o'.

Now place one leg of the compasses in o on the plane, extend the other to g as shown. This bevel also is shown applied in Fig. 8, to the end a'' of the wreath and square to the tangent a''b'' as shown.

I presume I need not state in conclusion that in practice very few of these lines will be needed, but when writing the why and wherefore according to my idea they are all absolutely necessary. A studious attention to the instruction this article contains will not only enable the reader to master these diagonals but almost all others that may be encountered in practice.

## A Much-Needed Reform

UNSANITARY CLOTHES CLOSETS IN BEDROOMS BEING DONE AWAY WITH—WHAT TO USE IN ITS PLACE WHICH IS AS CONVENIENT AND MUCH HEALTHIER

By T. B. Kidner

**A**MONG the many advantages which we may expect to accrue from the coming extension of the use of concrete as a building material, there is one in particular which appeals to me.

From an examination of a number of plans of concrete dwelling houses I am glad to note that there seems to be a disposition to curtail the number of those very insanitary adjuncts of the modern wooden house, the bedroom hanging closets.

The demands of the ladies in this direction upon architects and builders have led to the provision of these closets until they appear to be the chief feature of the innumerable plans shown in the magazines and in the much-advertised books of designs issued by so many firms of architects.

Leading architects and health authorities have long ago condemned the bedroom hanging closet as unhygienic for many reasons. In the first place it is nearly always in such a position that the greatest germicide and disinfectant known, viz., sunlight, cannot reach it, any sort of dark place being chosen for its location. Neither is any provision made for its ventilation, notwithstanding that garments of all descriptions are continually hanging in it.

Clothing laden with the dust from street, office or factory; soiled body linen, and sometimes damp coats and shoes, are committed to its depths. In addition to the foregoing savory collection there is often a shelf or two, above the level of the eye, on which reposes a miscellaneous raffle of odds and ends. These stand amidst a substantial coating of dust which is seldom removed oftener than once or twice a year at the periodical spring and autumn house cleaning even in many otherwise sanitary and well-ordered households. In fact, the bedroom closet forms what old housekeepers used to call a 'glory hole,' in which all sorts of unconsidered trifles are stored and forgotten.

Even before the general acceptance of the germ theory, many leading architects had protested against the use of these closets, and in Europe especially, the practice for many years has been to do away with them as a feature of first-class dwelling houses.

Besides their unhealthfulness, there is another serious objection to their use, namely, the waste of space occasioned in their planning. The total area of the house plan is usually limited, either by the size of the site, or considerations of cost, and yet sometimes as much as twenty per cent of the floor containing the

bedrooms is occupied with closets cut out of the several rooms.

There is no doubt that the cause of this is to be found in the demands of the fair sex. Perhaps it is due to the form and multiplicity of their garments, many of which will not allow of compact stowing away in drawers and trunks, as do those of their male relatives. But it may be that when the study of household science has become universal in our schools, the ladies themselves will protest against the violation of scientific health principles involved in the construction of these dark and stuffy receptacles for whose vogue they have been chiefly responsible.

What alternative schemes are there which will satisfy hygienic requirements and at the same time give the housewife the accommodation she has every right to expect?

Two methods offer themselves and may be broadly classed as the European and American methods respectively; or to give the words of Russell Sturgis, the well-known writer on architectural subjects "the question of closets or no closets is a question between the furniture maker and the house carpenter."

That is to say, the general practice in Europe is to have a hanging wardrobe as a part of the movable bedroom furniture; while in the best American practice, fixed wardrobes are provided on landings and in corridors as a part of the finishing of the house itself.

Either method offers various ways of carrying out its principles. The furniture maker's movable wardrobe has many varieties, the simplest, perhaps, being a structure composed of wooden sides, top and bottom, with a curtain for the front. The whole is readily cleaned or dusted, all parts being easily "come-at-able," and well in sight. Or it may be a most elaborate carved and paneled creation of some valuable wood, with drawers and sliding shelves, lined throughout with aromatic cedar, sandalwood or camphor-wood, and with a full-length mirror on the front. Between these extremes there are numerous styles, suitable for all sorts of households and purses, but all having the same general characteristics.

The scope of the American method is even greater than that of what I have, largely for the sake of contrast, termed the European method. The upper halls and landings of all classes of houses offer a fine field for the ingenuity of the architect and house carpenter, whose work in this connection often adds to the appearance as well as the convenience of hall-ways and upper corridors. A very acceptable method is to make the hanging closet a part of a small wash-room, which has, if possible, a window or skylight, or a couple of doors to allow of good ventilation. Where this is not convenient, a range of fixed wardrobes with separate sections for the several members of the household may be arranged in some suitable place. One point should, however, be generally insisted on, and that is to limit the height to six and a half or seven feet. The space

above that should be enclosed or an accumulation of dust on the top will result. Of course, the space might be utilized as store cupboards, but this plan is open to the objection that a step-ladder is necessary in reaching them; also, that they are liable to become mere receptacles for odd stuff which will be 'out of sight and out of mind.'

Many other methods of carrying out the idea of having the hanging closets outside the sleeping rooms will readily suggest themselves to practical men.

May I venture to hope that this important feature of house planning will receive some attention from builders of even our smallest houses. Fresh air is a panacea for many ills to-day, and considering that we spend one-third of our lives in our bedrooms the question of their ventilation and purity cannot receive too much consideration from those who plan and build our homes.



### Hamlet (?) on Painting

To paint, or not to paint, that is the question—  
Whether 'tis worthier in the mind, to offer  
Thy home, a victim to the ravages of time,  
Or, to take precaution against the elements,  
And, by painting, save it? To beautify, to protect,  
To paint—and by painting to say we act  
With judgment, and halt the work of decay  
That buildings are heir to—'tis a consummation  
Devoutly to be wished. To save, to paint—  
To paint, perchance to get bad paint; ay, there's the rub;  
For without good paint, what troubles may come  
When mysterious dope, gaudily labeled, is used,  
Must give us pause. That's the outrageous stuff  
That makes calamity befall each careless  
New-fledged dabbler in colors, who belief lends  
To impure concoctions, untried experiments.  
Without white lead or linseed oil's protection;  
And wastes precious time and money, as happens  
The worshipper of things cheap and infernally bad,  
When he himself might make his house to appear  
Like a castle with a coat of good paint.  
Who would grunt and sweat applying dope,  
And risk the numerous evils sure to follow  
The peeling off—the cracking and blistering,  
The deadened color and the lifeless paint,  
When strong, pure and lasting lead an oil paint  
Stands at his beck and call, good, unequalled,  
Mayhap 'tis lust for greed or trivial prejudice  
For some hoary paint, or imagination playing false  
That puzzles the will, and makes him rather stick,  
In lazy fashion, to the shoddy paints he's had for years  
Than to wake up and seek the good in things.  
Thus judgment doth make wise men of us all;  
And thus our resolution doth proclaim,  
With strong cast of thought, that painting,  
An enterprise of great pith and moment,  
With this regard, is best accomplished  
By choosing the best paints and a good painter.

—*The Painters' Magazine.*



Instructions alone won't make a workman out of a man. You must have the right material in a man first, and then instructions will help.

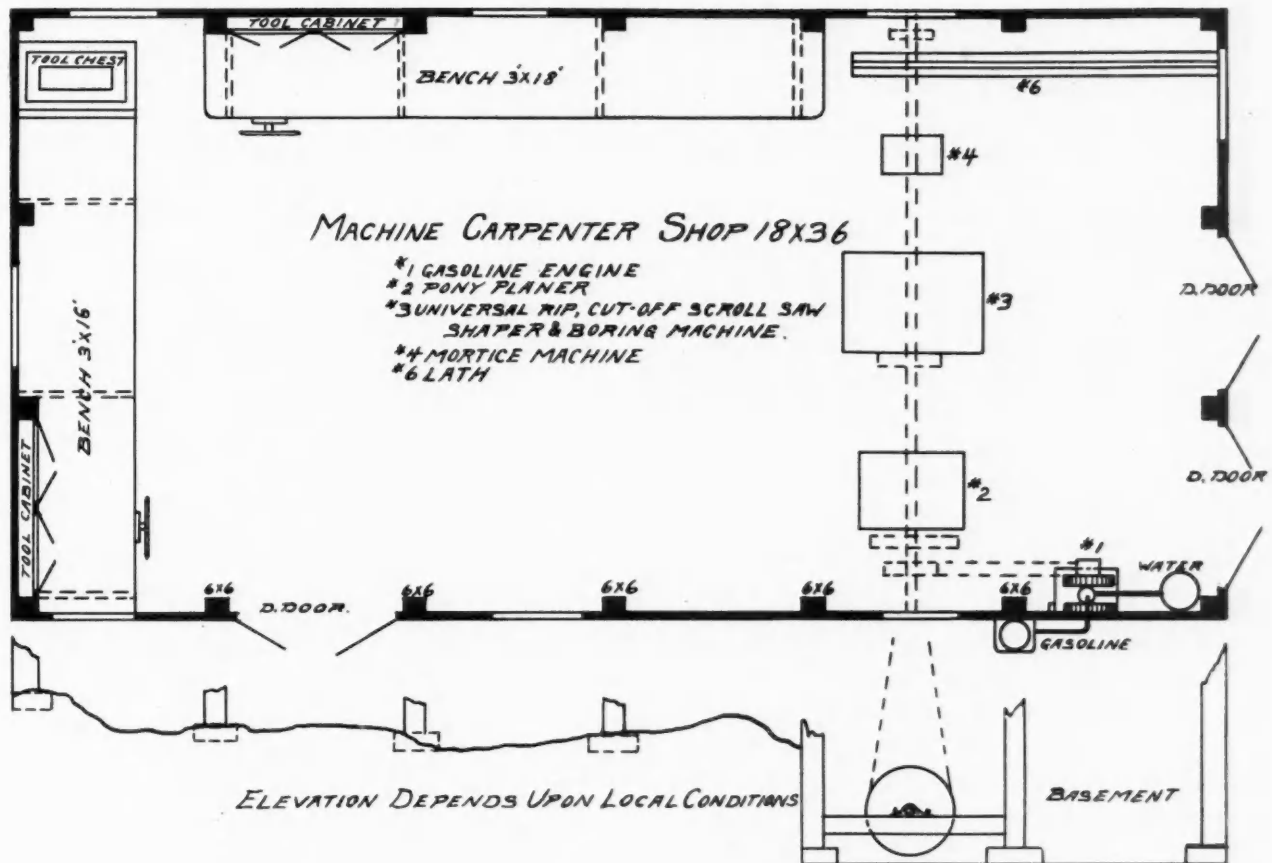


## Planning a Machine Shop

GIVING A GENERAL IDEA OF HOW TO LAY OUT THE FLOOR PLAN—VIEWS ON WHETHER TO HAVE THE FLOOR ON THE GROUND OR RAISED SEVERAL FEET—ADVANTAGES OF EACH

**P**LANNING a machine carpenter shop equipped with wood working machine is an undertaking that covers as wide a range of possibilities as the building of a house. In house planning there is everything from the tiny cottage to the mansion, and in planning a carpenter shop with machinery additions

take to carry it out, involve some of the characteristics of hunting for a needle in a hay stack. This, however, need not deter us from making some plans in the hope of developing ideas, just like people make plans for houses, some of which meet the approval of somebody, and others get ideas from them to embody in different



there is all sorts of variation in size and equipment, from the small plant with two or three light machines to the full fledged planing mill in which carpenter work becomes merely an incident. Also, what a man may want and what he may need, or what the community justifies, may be two different things, so that with it all the idea of designing an ideal plant for a machine carpenter shop would, if one should under-

designs. In other words, it does good, and helps along a little, and for this reason a ground plan is printed herewith representing a type of machine carpenter shop in which the machine equipment is very light and is rather incidental to the carpenter work instead of overshadowing it, as is frequently the case in large establishments.

The floor space is 18 by 32 feet, and the machinery

equipment calls for a 3-h. p. gasoline engine, a 24-inch pony planer, a Union combination machine and a light mortising machine, with a line shaft under the floor and directly under the machines, so that the machines may be run with slack belts and tighter for convenience in starting and stopping, so that one machine need not be driven empty for the sake of operating the other.

There are two work benches arranged with a view both to convenience and light, and there is room reserved in the neighborhood of the benches for trestle work.

The plan, as a whole, is for a one-story shop, and the floor should be up off the ground from 4 to 6 feet. On this point there is room for lots of difference of opinion and for discussion as to the relative merits of high and low floors. If the line shaft is to be put underneath, of course the floor must be put up a little or a pit dug for the shaft, which is never advisable; and if the floor is raised a little, the question is why not raise it enough so as to furnish storage room underneath for lumber. Another argument in favor of the floor being up off the ground, and probably the most important one, is the convenience in loading out window and door frames. There is no need to enter into any elaborate argument on this point, for you all know what it means to load frames off the ground, and how much easier it is to load them from an elevated floor or platform. Still, there are some who would probably contend that the shop should either be on the ground or be up a full story. In other words, a two-story building. The setting of the machines would suggest that it would be better to have it on the ground, because the distance between the planer and the end door is so short than in handling 16-foot stock there will be nearly half of it extending out the door. If the machine was set on the ground, so to speak, so that there would be practically no difference between the level outside and inside, this would be no serious handicap, especially if the lumber should be stored in the shed out at this end of the shop, while if the floor is raised up off the ground one might be handicapped a little about handling long stock. However, the main idea in presenting the plan is to draw out discussions and start all to thinking along different lines. It is easy enough to go into any man's shop and pick some flaws in its arrangement, say I would do this, and I would set this machine there, and so on, but when we start in to plan a factory, with no local influences to draw on and give definite form to the plans, it is not nearly as easy as it looks, because there is no setting you can get but what some other setting would suggest itself as being better for doing certain kinds of work. What we want to get is a number of plans showing different settings and study their faults and possibilities, so that every man can draw from them according to his needs and be backed up in his

work by the assurance that he has looked at the matter from all sides and is competent to select.

This plan, as stated, is one that involves the minimum of machinery, and is to a large institution what the cottage is to a large house, and it is probably from the use of the minimum number of machines that the carpenter really gets the most benefits. This may sound a little queer and sound like an argument against the use of machinery, but it is nothing of the kind. Nor does this shop represent anything like the possible limit that the carpenter may install in the way of machinery to advantage, but it does mean that when a man gets the machinery habit he is at times inclined to go too far with it at first, and either wind up by having it a burden on his hands or else develop his shop into a jobbing planing mill, which may make him more money than he has been making, but won't make it as a carpenter. See the point?

Before starting in to plan a shop for himself, a man should first outline as near as possible the class of work he expects to do, that is, the class of work that is to be his bread and meat, so to speak, and then design his shop and purchase his machinery equipment primarily with a view to doing this work to the best advantage, and incidentally for taking care of other odds and ends that come along intermittently, but are not regular rations. There are, for example, some localities and certain lines of work that would make it advisable in the plan mentioned above to use a top smoother or jointer instead of a pony planer. There are instances where a rip saw table might serve the purpose better than a combination machine, and places where a mortiser would not be required much, but where some other machine would be very useful, and so it goes, different work calling for different machines, no shop having as many machines as it might use at some one time, and many of them may have more machines than they can use enough to justify the expenditure for machines and the power to run them. In fact, the selecting of machinery is really more difficult to undertake than that of making a floor plan for a shop, and when a man once starts out to investigate various lines of machinery offered, he generally winds up by feeling that there are about twenty or twenty-five different machines he could make use of when his original plans only call for two or three machines and a light power equipment for driving them. Then, it's a hard pull to keep to the original plan and make up your mind what to discard and what to use, because there are more machines that you won't be able to use than there are that you can use, but it pays to hold yourself in check, especially at the beginning, because after awhile you will understand better what you will need and what you can get along better without.



"A bird in the hand is worth two in the bush," but the saying doesn't apply to splinters.



## Catch-Basins and Grease-Traps

WHY IT IS NECESSARY AND VERY ADVANTAGEOUS TO USE THEM—GIVING A DETAILED DESCRIPTION OF THEIR WORKINGS—PROPER METHOD OF CONSTRUCTING THEM

**K**ITCHEN, or other greasy wastes, should always be intercepted by a catch-basin or grease-trap, and the grease separated from the waste water before entering into the house-drain. Unless this precaution is taken, the grease in the waste water,

flood, cleanse and scour the sewer pipes and prevent any accumulation that would cause trouble, and that the catch-basin is a mass of putrid matter both dangerous and objectionable. With a properly constructed sewer system of iron pipe, there is no question that the system can be made proof against stoppage from kitchen waste waters without the aid of the catch-basin. It depends, of course, upon the conditions, and no set rule can be laid down governing all cases.

In an ordinary residence, the common brick basin answers very well for the interception of all foreign matter. In large houses, hotels, restaurants and manufacturing establishments, where there is a voluminous

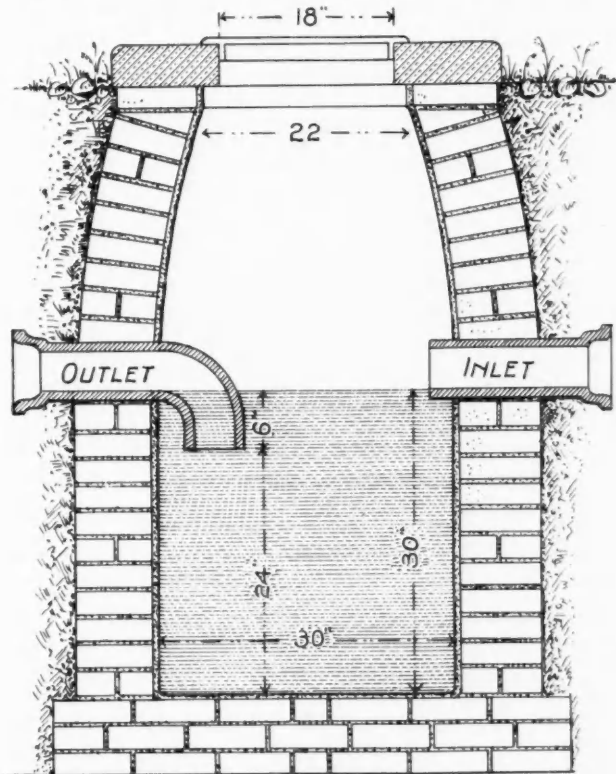


Fig. 1.

when it reaches the cold water sewer-pipes in the ground, congeals and sticks to the sides of the pipes. Lint, coffee-grounds and other like matter held in suspension, are caught and held until the accumulation closes the sewer-pipe.

There is a diversity of opinion among sanitary engineers as to the effectualness of the catch-basin. Some claim that a properly constructed grease-trap is all that is necessary and that by connecting the down spouts of the house into the head of the house sewer, sufficient water is supplied whenever it rains to thoroughly

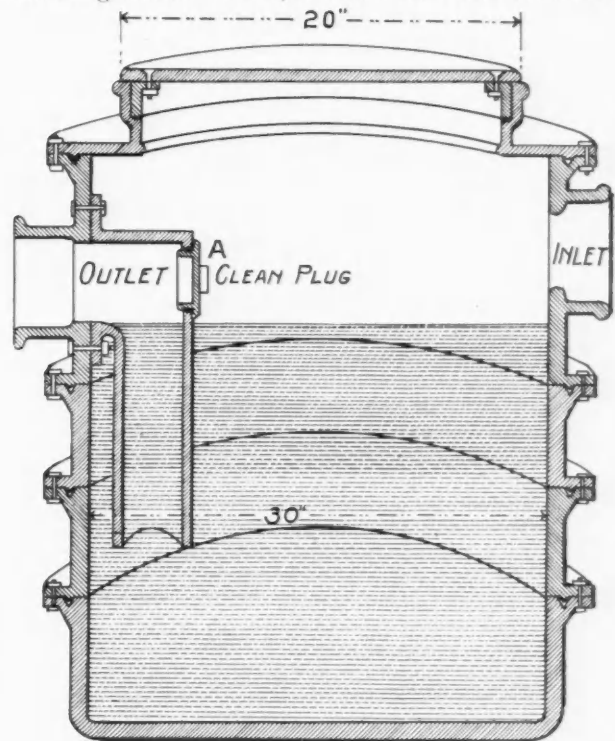


Fig. 2.

waste of greasy matter, it is good practice to install a grease-trap, in addition to the catch-basin. No catch-basin should be allowed within any building, unless constructed of cast iron, having a hermetically sealed lid or cover. Where the building covers the entire lot,

some cities allow the use of a grease-trap, provided with water jacket, through which cold water will circulate whenever water is drawn at the fixtures, in lieu of a catch-basin.

The sewer pipe, through which kitchen wastes are

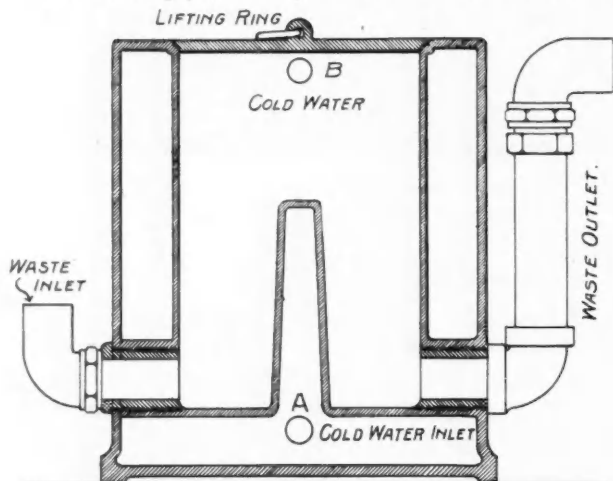


FIG. 3.

conducted to the catch-basin, should be at least four inches in internal diameter. Catch-basins, if of brick, the brick used should be hand burned sewer brick and in size; the catch-basin should be at least thirty inches internal diameter at the base and may taper to not less than twenty-two inches internal diameter at the top, and should be finished at grade level with a limestone cover, not less than four inches thick with an opening for an iron lid or cover, eighteen inches in diameter. If the catch-basin is located near the house, the iron cover should be bolted to the stone and hermetically sealed.

The walls should be eight inches thick and laid in

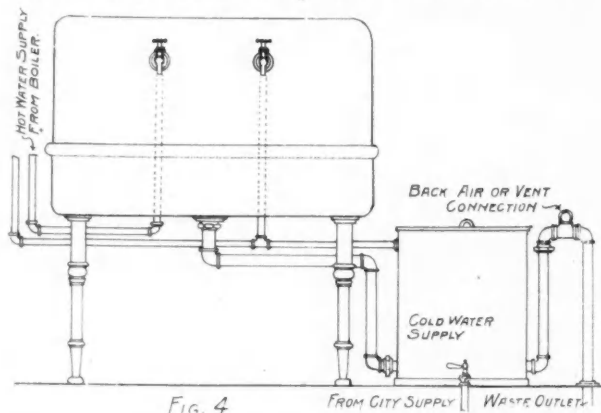


FIG. 4.

Portland cement mortar and plastered outside and inside with a half-inch coat of Portland cement mortar, in proportion of one part of Portland cement and two parts of clean, sharp sand.

The bottom should be at least eight inches thick, laid in cement mortar and be laid at least two feet below the invert of the outlet to the sewer, A and B.

The outlet should be trapped to a depth of six inches below the invert of the outlet to the sewer, to prevent the escape of grease, by a hood or trap, as shown in Fig. 1, C and D.

The inlet to the catch-basin should be about two and one-half feet above the finished bottom of the catch-basin, C and B. If the catch-basin be built of cement concrete, the internal size given above should be followed. The walls should be at least six inches thick and plastered inside and out, with at least a half-inch coat of cement mortar, one part of Portland cement and two parts of sharp sand, the concrete for walls and bottom made of one part of live Portland cement, three parts of clean sharp sand and five parts of crushed stone, about one-fourth inch, and not over one and one-half inches in diameter in size, and finished at the top in the same manner as the brick catch-basin.

**Cast Iron Catch-Basins**

See Fig. 2. Catch-basins of this description are elastic and can be made deeper by adding additional sections; the joints are packed, set in cement and bolted, making an absolutely tight basin, the cover is bolted down to rim of manhole opening. The plug "a" can be unscrewed, giving access to outlet hood for cleaning purposes, if it should become clogged up and

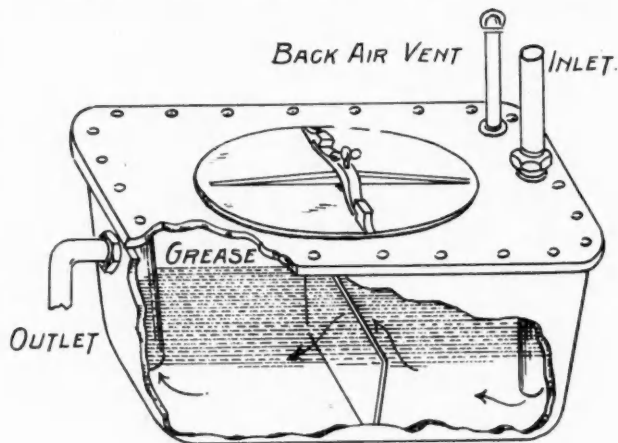


FIG. 5.

permits a straight opening to sewer, which enables straight rodding out of sewer pipes, in case of obstruction in sewer pipe between catch-basin and main sewer. This catch-basin is designed for installation inside of the building.

Grease-Traps.—One of the most improved grease-traps on the market is shown in sectional cut, Fig. 3 (known as the "Tucker" patent). This grease-trap has hollow walls, through which cold water continually circulates, the hollow partition in the center obstructs or breaks the flow of greasy water from the waste inlet and deflects it upwardly. The grease is congealed by coming in contact with the cold walls of the trap and the hollow partition in the center and remains on the top, forming into a solid cake, which can be readily removed while the water flows freely to the waste outlet on the other side of the trap. It is impossible to heat this trap and thereby destroy its effectiveness, as whenever hot water is drawn from the boiler, the same amount of cold water enters the cooling chambers of the trap. The city water supply is



connected into opening "A," passing around the trap walls and out at "B," and hence to sink and kitchen range boiler. Fig. 4 shows very clearly just what the operation is. Fig. 5 is another style of a grease-trap

with submerged inlet and outlet and with baffle plate in center. The cover can be easily removed, and when in place can be forced down tightly against a rubber jacket, making it gas tight.

## Steam Heat and Manufactured Woodwork

EFFECT OF VARIOUS ATMOSPHERIC CONDITIONS ON MANUFACTURED WOODWORK—BEST METHOD OF REMEDYING THE SAME—EFFECT OF DAMP WALLS ON FURNITURE

By Owen B. Maginnis

**I**T HAS been a matter of greatest concern to expert and operative woodworkers to so construct their details that they will be enabled to withstand all atmospheric and artificial influences. Among the latter might be classed the influences of heat whether exerted by the medium of fireplaces, stoves, hot air registers, hot water or steam heating.

Let us, then, consider how heat affects wood, and endeavor to show its good and bad effects. Presuming that the work has been manufactured of the best treated and kiln-dried stuff, same having been thoroughly prepared and put together in the best constructive manner which is something our modern woodwork and furniture cannot always claim. Taking for granted that the work has been fairly well done and that it is filled or perhaps varnished, let us note its future.

First as to its storage. When complete the furniture should be placed in a store room heated to a moderate temperature, say a normal one about 70 or 75 degrees Fahrenheit. This room if steam heated should be well ventilated by windows or roof ventilators for the purpose of preventing that damp condensation which develops in a room or chamber where no ventilation exists. This condensation is caused by the water in the atmosphere becoming so moist as to enter into the porous fibers of the wood, and causing them to expand to such an extent that they may bulge and warp.

In a room heated with a stove this cannot possibly occur because the condensed air is continually passing from the room up the chimney to the outer air, and a fresh supply whether admitted by windows or ventilators is dried and warmed as it passes in.

When the goods are delivered they are placed either on cold trucks in cold railroad cars, or on the open decks of steamers where even in summer the climatic change of day and night will effect the sensitive nature of finished wood, and cause changes in its shapes and forms. These changes are most noticeable in the thinnest and most delicate parts of the furniture as may be witnessed in veneers, thin root panels and carvings by their warping, bulging or drawing away from the joints even when glued and screwed together. Thin turned work will even split should the composition of the wood be in any way crossed grained, and thus causes a general dilapidation.

When the stuff has arrived at its destination or final place of deposit what is the result? As the porosity

of the fibers must have exuded all heat by exposure to the cold air, they must have naturally contracted and changed the shape of the wood so that when the stuff is conveyed for a second time into a steam or hot water heated flat or building of any description it must necessarily yield and succumb to the atmospheric conditions predominant therein. The pores of the wood will open and imbibe the heat which is active and present and again cause expansion.

Further disaster to finished woodwork is caused by placing it against freshly plastered damp walls or partitions. A damp wall is frequently so full of water that when the room is heated without any furniture being placed therein, the wall will sweat to such an extent that the water will trickle in small rivulets down the surfaces of the sides. To assist in drying the walls and remedying this it is customary among builders to open the windows on bright, dry days and admit dry, clear air (free, of course, from frost, as this would freeze up and solidify the water in the mortar) and thus dry it more quickly.

The injurious effect upon woodwork by damp walls is caused by the water and dampness passing directly through the woodwork or furniture in drying out and these must suffer while the process is proceeding with the result that they will warp and change in form. Should there be a mirror in such a room it will naturally attest to the dampness by becoming full of spots and blotches and it is an excellent plan when practicable to keep the fixtures away from any wall so as to leave a space of two or more inches to allow for a continuous circulation of dry air between the wall and the back of the wood, thus helping to preserve the latter.

+

### Fond Memories

A hard-headed old Pittsburg manufacturer who made his fortune, as he expresses it, "with his coat off," was induced by his daughters to accompany them to a Wagner concert, the first he had ever attended. The next day he happened to meet an acquaintance who had seen him the night before, who asked:

"I suppose you enjoyed the concert last night, Mr. Brown?"

"Yes; it took me back to the days of my youth," the old man said, with a reminiscent sigh.

"Ah, summer days in the country, girl in a lawn dress, birds singing, and all that?"

"No, the days when I worked in a boiler shop in Scranton."—Success Magazine.



Edward Hurst Brown.

## Painting the New House

HOW TO PREPARE THE SURFACE OF THE WOOD BEFORE VARNISHING—CONDITIONS UNDER WHICH BEST RESULTS CAN BE OBTAINED—REASONS WHY MOST WORK IS UNSATISFACTORY

IN SEVERAL of the preceding articles we have been considering the various materials used in hardwood finishing, we will now briefly take up the process of doing the work. And this is one of the most important factors that enter into a satisfactory job of finishing. If the persuasive varnish drummer is to be believed, when he enters the office of the architect or builder to call attention to his wares, all that is needed to insure perfection is to see that his particular brand of varnish is specified and used. In proof of his assertion he produces samples of wood which he declares were finished with the goods in question and there is no reason to doubt his veracity. The label on the back of the sample shows that it was finished, we will say, with one coat of paste filler, one coat of liquid filler or surfacer and one coat of varnish, all made by the firm represented by the commercial tourist. The surface shines like a mirror and there is a depth and richness of luster that appeals at once to the architect, who on his next job will probably specify the finish to be in accordance with the label on the back of the sample that the varnish drummer has left him. When the work is actually done, the contrast is startling. The smoothness and the depth and transparency of finish are lacking. Tiny bubbles or motes stand out here and there in the varnished surface, and the coating appears thin and unfinished. The architect refuses to believe that the painter has followed the specifications and feels that he has swindled the owner. As a matter of fact the architect was tricked into specifying an inadequate finish. Almost every varnish manufacturer puts out samples that are unfair, both to the architect and the painter. The varnish salesman failed to tell the architect that the sample was made of selected wood, carefully scraped, and sandpapered, with every particle of dust removed; laid flat on a table in a dust free and perfectly dry room, kept at a uniform temperature of 70 degrees while being varnished. The varnish was flowed on in a heavy coat that would lay on a flat surface nearly twice as thick as on the vertical trim in a room. Sometimes the sample is carefully dipped in the varnish. All specks or motes are strained from the varnish and there are no raised fibers of wood or bits of sawdust or any of the dust always in the air

of the house that is nearing completion. Moreover, in the varnish factory there is no hurry in the all-important matter of preparing samples. The filler is allowed ample time to dry hard, and the liquid filler or surfacer is allowed to become bone dry, so as to give a smooth surface to work on that is hard and non-absorbent as glass. Nor was it mentioned that the surfacer was rubbed perfectly smooth with curled hair or fine steel wool before the varnish is applied. All these the manufacturer regards as mere details, too trivial to mention on the label, yet they are the all-important factors in producing the finely finished samples. Of course, it is natural to presume that a manufacturer would endeavor to show his goods to their best advantage, but there ought to be some way by which he could be able to show what his varnish would do under ordinary working conditions. Moreover, the varnishers who produce these sample panels are perfectly familiar with the goods they are using and understand all their peculiarities and just how to handle them under varying conditions. It has been well said that the skilled finisher will produce a better job with a cheap varnish that he is perfectly familiar with than an average mechanic can do with the best and most expensive varnish on the market, especially if he is unfamiliar with it. Varnish is one of the most sensitive products known. The more expensive the varnish, the greater its sensitiveness to atmospheric changes, and the greater number of "deviltries"—to use a trade term—it seems to possess. This is one reason why it is unwise for the architect to specify special brands of varnish. No matter how good a varnish may be the mechanic is always able to produce the best job of hardwood finishing with the goods he is most familiar with, and even a good mechanic will often fail to do satisfactory work with a varnish he is unaccustomed to.

### Conditions Responsible for Poor Work

In very many cases where complaints are made of the poor work done by the finishers or the poor results obtained from the use of a certain varnish, the cause will be found to lie in the unfavorable conditions under which the work has been done. In too many cases there are delays of one kind or another all through the building operations, until finally, when

the work is ready for the painter, the builder is way behind his contract time. Unmindful of the fact that good work can be produced only by making haste slowly, the painter is urged by both builder and owner to rush the work as fast as possible and get the building ready for occupancy. He is expected to begin the interior finishing in rooms where the carpenters are at work, the plumbers are still busy and perhaps the plasterers are at work patching up. The air is full of dust which settles on the half dry varnish and specks it. The building is seldom heated and the temperature is allowed to fall at night, chilling the varnish and causing all manner of "deviltries." Moreover, the painter is expected to hustle the work along and the impatient builder, architect and owner clamor so much for speed, that the second coat of varnish follows as soon as the first is "set" and before it has a chance to become thoroughly dry. And again, the carpenters seldom leave the woodwork in good condition for the painter. He finds it far from smooth, and requiring both scraping and sandpapering, marred by pencil marks, dented by misdirected blows from the hammer, greasy from the fingers of plumbers and others, and in no condition to do a good job of finishing. Yet he is expected to cure all the defects and injuries caused by other mechanics and to make a perfect and satisfactory job of hardwood finishing. Small wonder indeed that he cannot do it.

To do a first-class job of hardwood finishing, all the other work should be completed before the room is turned over to the finishers; and it should then be thoroughly swept out and the floors sponged off, or wiped off with a damp cloth and allowed to become perfectly dry. The sash should be fitted, and in place, and the doors hung, and both doors and windows should be closed to prevent draughts. An even temperature of about 70 degrees should be maintained night and day, or at any rate, this should be the minimum. Wherever possible, doors should be taken from their hinges and laid flat on a pair of trestles while varnishing, in order to flow on a more even coat. The door openings, in this case, can be closed with light frames covered with building paper or cloth, to prevent dust and cold air coming into the room. Unless these precautions are taken and unless ample time is given, a first-class job of hardwood finishing is impossible. And even with the utmost care and under the most favorable conditions it is almost impossible to produce a finish that will equal the manufacturers' samples or that of fine mantels or furniture except at an expense which is practically prohibitive. Furniture is always finished in a closed and dust free room of a temperature of from 70 to 80 degrees, and it is almost always possible to lay the pieces in such a position that the varnish is flowed on a horizontal surface, enabling a much heavier coat to be applied. It must be remembered that there is this important difference between painting and varnish. Whereas paint should be applied in

thin coats, thoroughly brushed out with a rather stiff bristle brush, in order to work it into the pores of the wood, varnish should be flowed on in a heavy coat, and when applied should be allowed to level itself out. The luster and beauty of the varnish depend largely upon the depth or thickness of the film, and it naturally follows that a heavier coating can be applied to a level surface than upon a vertical one. Very few varnishes will stand "crossing," but they should be applied in parallel strokes with the grain of the wood, using a wide, chisel-edged camel's hair or elastic bristle varnish brush. There is no economy in using any but the very best brushes that can be bought.

#### Preparation of the Surface

The first thing necessary is a careful preparation of the surface to be varnished. All pencil marks must be cleaned off. Greasy stains should be removed—ammonia is excellent for this, but it requires subsequent washing off, and as it can be used only on such woods as do not contain tannic acid, as it darkens oak, mahogany, etc., gasoline or naphtha is probably more generally satisfactory. Hammer dents in the surface can be sometimes obliterated by soaking well with water and holding a heated flatiron in front of the dented spot. The luster of the varnish, it must not be forgotten, will accent and intensify every unevenness of surface. All plane marks must be carefully obliterated by means of steel scrapers, and finally the wood must be made perfectly smooth by means of sandpaper or steel wool. Extra care must be taken in doing this to avoid rounding off the edges of moldings and other sharp corners. Finally, every particle of fine sand and wood dust must be carefully dusted off, and the surface must be left smooth and clean. And in a job of hardwood finishing clean means clean, and not an approximation to cleanliness.

If the wood is an open-grained wood it will next need to be filled with a paste filler. The method for doing this has already been described. (See the AMERICAN CARPENTER AND BUILDER for February, 1906, page 856.) If the wood is to be stained, the filler should be colored of the appropriate tone, and any of the methods of staining already described are to be used. The staining is usually done before the wood is filled.

After the paste filler has been applied and become dry, many hardwood finishers recommend that a thin coat of shellac be given to the whole surface in order to produce a smooth and non-porous surface, such as glass would have. Shellac being expensive, a liquid filler is often substituted, and in this case, care should be taken to select one of good quality, made with a pigment base and a good varnish and thinned with turpentine. Cheap liquid fillers are dear in the end. The older work was invariably given a priming coat of shellac, and as grain alcohol shellac was used good results were the rule. There is so much adulterated shellac on the market to-day, cut with wood

alcohol, that many finishers now prefer to start at once with the varnish coats, instead of using a shellac or liquid filler surfacer. In any case where there is danger of moisture penetrating through the wood from behind, shellac should be avoided. Under no circumstances should oil be used as a primer.

After the work has been filled, any nail holes, cracks or other defects should be puttied up. This is a matter requiring the most careful judgment on the part of the finisher. All wood darkens in time, and if the putty is tinted to match the new woodwork, in the

course of five or six months, every nailhead and every crack will show out as light spots or marks against a darker ground. This is not due to the putty losing its color but to the natural darkening of the wood. It is far better to make the putty three or four shades darker at the start and have it invisible after a few months than to produce a perfect match in the beginning and obtain permanently disfigured woodwork later on. Papier mache and wood pulp have both been tried in an effort to overcome this difficulty, but without success.

## Novel Idea in Interior Decoration

SUGGESTIONS FOR DECORATING DOORS TO HARMONIZE WITH THE REST OF THE INTERIOR—COLORS AND DESIGNS TO USE TO PRODUCE BEST RESULTS

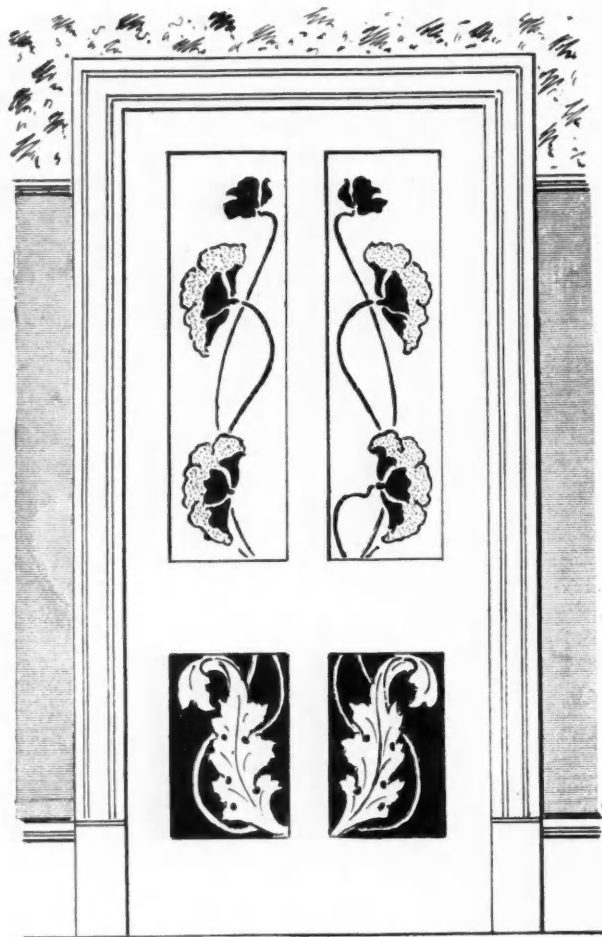
By Sidney Phillips

**T**HERE is one part of the wall space of almost every room that is neglected by the decorator, and often cuts into an agreeable decorative scheme with a rectangular piece of bald panel work entirely out of harmony with the general effect. That is the door. Open or shut, it obtrudes itself on the vision as a space filled with painted or varnished wood-

and relieved only by the slight shadows cast by shallow moldings, or perhaps by the grain of the wood, if it is finished in the natural. And if, as it frequently happens, there are several doors in the room, a large portion of the wall space is entirely uninteresting from the decorative standpoint. Some of the early Gothic doors were made attractive by the great wrought iron hinges, elaborately designed and exhibiting the cunning work of the smith, that served to bind the door together, as well as to hang it. Again, many front and vestibule doors are made with glazed upper panels, affording opportunity for bright colors and effective design. The value of these glazed doors as an attractive adjunct to a house, has long been recognized by speculative builders. But there is no reason whatever why decorations upon doors should be confined to leaded glass.

The panels of the door afford an opportunity for decoration, either with stenciled, painted or burned in designs, or combinations of one or more of these methods. And it may be well to add that whatever decorative scheme is employed for a door, should be confined, as a rule, to the panels, since the stiles and rails are the elements of strength which bind the panels together and support them, and hence should be free from decoration. If any ornament is to be used upon the framework it should be a simple geometrical treatment that would not take away from the structural character of the door. Besides the methods of decoration above suggested, there are, of course, others that are available, such as inlay, applied metal work or relief ornaments, or tapestry, or even wall paper can be used. In the latter case, the hard prints, many of which are very beautiful, and the imitation leathers, some of which are close imitations of old Spanish tooled leather, would be very appropriate for a door panel decoration. The imitation leathers, such as are used for furniture coverings might also be used.

When fabrics or wall papers are used for decorating a door, the moldings should first be removed, and the fabric stretched in position and tacked closely round



work, deriving some little interest from the arrangement of the panelling—though in the case of the usual four panel door, this interest must be very slight.

the edges with small tacks, and the moldings should then be replaced, covering the rough edges. If there should be no moldings, it is well to cover the edge of the fabric with a small gold or metal effect molding or a furniture gimp. In using wall papers, this is not necessary, although it is even in this case better, if the




molding is removed, especially when lincrusta or heavily embossed papers are used. In order to protect ordinary wall paper from being soiled by handling, it may be varnished after it has been pasted on the door panel. This is done by first sizing the paper with a glue size, prepared by boiling the best glue (gelatine in flakes) in sufficient water to make a size that can be applied smoothly and evenly, and after this has stood for at least twenty-four hours, applying a thin coat of white damar varnish. A second thin coat of varnish can be given if desired, but, as a rule, one coat will be sufficient.

Painted or stenciled decorations look well either on painted woodwork or on wood that is finished in the natural or is stained. In the latter case the decoration should be done after the work is filled and given a thin coat of shellac, which should be lightly rubbed with fine steel wool to bring it to a smooth even surface. In coloring the design, the effect of the varnish should be considered. An ordinary varnish gives a brown or yellow cast to the colors beneath it, changing blues to a greenish cast and considerably dulling the reds, greens and yellows. Where bright colors are desired

to carry out the decorative scheme, care should be taken to use only such varnishes as are specially prepared for use with white enamel work. These are made from selected gum and are nearly colorless.

For pyrography or burnt wood effects, which are particularly adapted to panel decoration selected poplar or white wood is the best lumber to use, although straight grained oak (not quarter sawed) that is fine and uniform in grain, or cherry, may be used if desired. Maple is also well adapted for burning. In this case the burning should be done before the wood is filled. The outlines of the pattern should be transferred to the wood by means of carbon transfer paper, such as is used in making second sheets on a type writer. Then the burning is done with the glowing platinum point of the ordinary pyrography outfit. The simplest and most effective pyrographic outfit, however, and at the same time the cheapest, consists of a fine rubber tube that can be attached to a gas tip, terminating in a burning point, secured in a cork handle.

The burning is done by means of a tiny gas



flame that can be regulated to any height desired. Broad decorative effects are obtained by burning the outlines only, and staining the figures by means of specially prepared wood dyes, or the transparent aniline varnish stains may be employed. When the latter are used, it is well to give the whole work a thin coat of shellac before staining. Where stenciled designs

are used under varnish, the use of ordinary oil colors must be avoided. The proper materials to use are the so-called coach colors, or colors prepared for the use of carriage painters by being ground in "japan," which in this connection means a special kind of varnish made for the purpose of grinding colors. These colors are thinned with pure turpentine only to the consistency required for stenciling. The best effects are obtained by the use of transparent colors, such as raw and burnt sienna, raw and burnt umber, carmine, Prussian blue and the like. These will not obscure the grain of the wood completely, but will have more the effect of stains.

For the purpose of illustration, three designs for decorated doors are given. In each case the Art Nouveau style has been used, since it is capable of so much variation and freedom of treatment. Of course, the Empire torch, the Colonial swag or garland, or the heavy laurel leaf festoon, as well as almost any decorative style can be employed. Many suitable designs can be found in the catalogues of the manufacturers of cut stencils.

The first door illustrated is an ordinary four-panel door, the design being a conventionalized poppy. On the bottom panels are large leaves and the twisted stems that run on up to the upper panels, as though passing back of the lock rail, each supporting a large

flower. The leaves are of dull green, against a black or dark brown or blue ground. The flowers are bright red or dull yellow against the natural color of the wood, the stems being green. This design may be either painted, stenciled or burned. In the latter case, the background of the lower panels may be darkened by burning.

But it is when the door is designed with a special view to decoration that the most novel effects and the best results can be obtained. The second illustration shows a three-panel door, also decorated with conventionalized poppies, shown in profile in the upper panels, while in the lower panel a large flower is used as a circular disc or cartouche filling. The background of this flower is burned in short strokes, the flower itself being either a bright red or yellow against this dark brown ground.

The third design is an odd one, the decoration being suited for painting rather than for burning. The color should be pale blue or green or at any rate, should be light in tone. The flowers should be red or yellow. This design would look well in pink or pale green on a white or ivory enamel finish door.

The illustrations are intended merely to suggest some ideas of the possibility of painted decorations for doors. Many others should suggest themselves to the wide-awake decorator.

## Proper Way of Estimating

WHY SUCH GREAT DIFFERENCES OCCUR IN BIDS—HOW TO GET THE FIGURES MORE ACCURATE WHERE MOST CONTRACTORS FALL DOWN

By R. D. Connell

**T**HE subject of estimating will no doubt be of interest to some and should be of interest to all our readers.

The great difference which appears in bids would suggest that there are various methods or perhaps better a lack of method in estimating. I have known mill estimators to vary 100 per cent on a small bill of material, and the bids on a \$10,000 building to have a difference of three and four thousand dollars between the high and the low bids.

While there are no fixed rules to go by in estimating a job where material and labor vary in different localities, yet there are methods that will be of great value to those who have no system at all. It is the practice of many contractors to get estimates from other sub-contractors on the various parts of the work, add them together and the sum would be the amount of their bid. This way is not reliable, as you have no way of knowing that your estimate is correct, a mistake in any one of the sub-contractors who gave you figures would mean your bid was high or low. If his mistake was against him it would also be against the general contractor and in many cases would have to stand it if he secured the job. A contractor should be able to estimate every part of the building himself. The estimator who arrives the closest to the right amount will

make an accurate list of all the material and labor that is required to complete the building. Accuracy in taking off quantities is a very necessary factor in good estimating, and yet it is possible for a person to have a correct list of all the labor and material and yet be off in his estimate. In taking off quantities care must be taken to reduce them to small units, for example, you have on your list a side-board; this should be taken as a unit and the material and labor listed and figured out just as you would the whole job.

The factor of guess enters into all estimating, but the smaller the unit or part is the closer you will come to the right amount. It is a very tedious task to estimate a building, and many get tired when they are half done and begin to lump off the work, and just here is where they fall down and get their bid either too high or too low, or may by chance get it right.

+

### Best Investment He Made

It is the best paper of its kind and I could not invest my money in any better way.—Frank J. Drejer, South Bend, Ind.

+

### Fulfilled Our Promises

You have fulfilled your last year's promises with much credit.—W. L. Bond, Monroe City, Mo.



## Short Talks With Our Subscribers.

**W**E ARE glad our April number pleased you. Mr. William A. Radford, editor of the AMERICAN CARPENTER AND BUILDER and president of the company, has been so overwhelmed with letters of congratulation on the appearance and success of the magazine that he has found it impossible to reply to all personally, much as he would have liked to do so. He wishes us to thank the members of our large family of readers, through our monthly "Talk," for their many kind words of appreciation of his efforts to give them the very best trade paper published, and to state that it is a great satisfaction to him to know that he has so far succeeded as to bring out this multitude of letters of hearty approval.

We made a special effort to have our April issue better in every respect than any preceding number, and according to these many letters received by Mr. Radford we must have succeeded. Now that we have set this mark for general excellence, we do not propose to fall behind it in any subsequent issue. We think this number is an improvement over April in many respects. What do you think? Next month we are planning to make it even better, and so on through the year, until the April, 1907, number will be as far ahead of April, 1906, as 1906 was ahead of 1905.

### Family Circle Remains Unbroken

It is a great satisfaction to us, and it must also be to you, to know that our great family of over 28,000 readers still remains unbroken. In fact, it has materially increased, until at this writing we have 28,689. This is certainly a "great family" in more ways than one. It is not only a great family in numbers, but it is a family every member of which is a loyal member. Not only do they remain in the circle themselves, but they are continually sending in the names of new members.

A gentleman of wide experience, who reads all the leading trade publications regularly, said, "I like your magazine for one thing in particular—it differs from all other similar magazines in that it is practical from start to finish; it tells its readers just how to do things and tells them in a way that is easily understood." It is this more than anything else which binds its readers together in one unbroken circle. It is this which makes the correspondence department so helpful—the disposition to help each other. It is this also which is undoubtedly the cause of so many members secur-

ing new subscribers for us. They know that they have been helped themselves; they know that they will continue to be helped each month, and they are anxious to have others share the benefits. From ten to twenty new members are added every day, coming directly through present subscribers.

### "The World's Greatest Building Paper"

You may have noticed that last month we added a new line to our title page—"The World's Greatest Building Paper." Do you think we are claiming too much? Do you know of any building paper which approaches the AMERICAN CARPENTER AND BUILDER in the amount and quality of its reading matter, in the number and quality of its illustrations, in the number of trade subjects covered, or in the practical manner in which these subjects are covered?


We have been watching the trade papers pretty carefully and have yet to find one which approaches our magazine on these points. In fact, we consider we are so far in advance as to be in a class by ourselves. We are made bold in this respect by the many kind words of praise from our readers themselves. We are determined to always merit this good opinion of our subscribers, and if in your opinion we at any time fall below the mark we trust you will not fail to let us hear from you.

### Value of the Advertising Pages

Have you noticed what a valuable lot of information there is in the advertising pages? These pages have been increasing in number right along, and as their volume increases their value to our readers increases. Many of our subscribers are really giving as much attention to the advertising pages as they do to the reading matter. They say that they get more information from them regarding everything pertaining to the trade which is new and up-to-date than from any other source. Every conceivable article which the carpenter and builder uses is described in these pages, and if there is anything new he is sure to learn of it first right here.

Then, too, the increased number of these pages makes it possible for us to increase the number and value of the pages of reading matter. We are able to spend more money for practical articles, and for the finest illustrations. We are making plans for increasing the value of the magazine from every standpoint and we have a number of very gratifying surprises in store for our readers.

Watch for the next issues.



## Desirable Modern Houses

PERSPECTIVE AND FLOOR PLANS SHOWING THE INTERIOR ARRANGEMENT—DESIRABLE FEATURES OF EACH—  
SUGGESTIVE TO THE CARPENTER AND BUILDER

**A** VERY solid and rather imposing effect is produced in the design shown on this page. There is a porch running across the entire front of the house and is so arranged that a number of people can easily occupy the porch without obstructing the entrance to the house. The vestibule at the entrance

is a good feature, as the housekeeper often wants to get up stairs from the kitchen in case she is taken un-awares by visitors.

The second floor is divided into four bedrooms and a bath room. The bedrooms are all of good size and each has two windows. This is a good feature, as a



is a good feature as it prevents drafts from entering into the house on cold and windy days. The parlor and sitting rooms are divided with drop curtains and can be drawn aside when they have company, making one large room. The rooms are all square, which does away with any unnecessary corners and makes use of all the available space. There is a doorway dividing the sitting room from the hall stairway. This

bedroom or any other room in a house cannot have too much sunlight, as sunlight is one of the healthiest things to have in the house. The windows are so arranged that they can be left partly open at night and still prevent a draft striking the person sleeping in the room. It is almost essential to good health to have at least one window open in the bedroom at night, otherwise the air in the room becomes so bad that in-



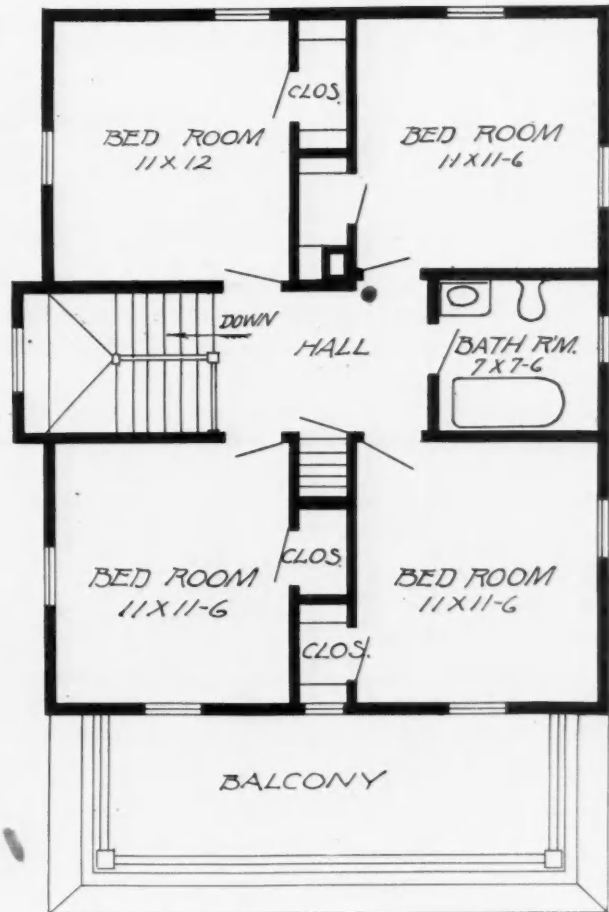
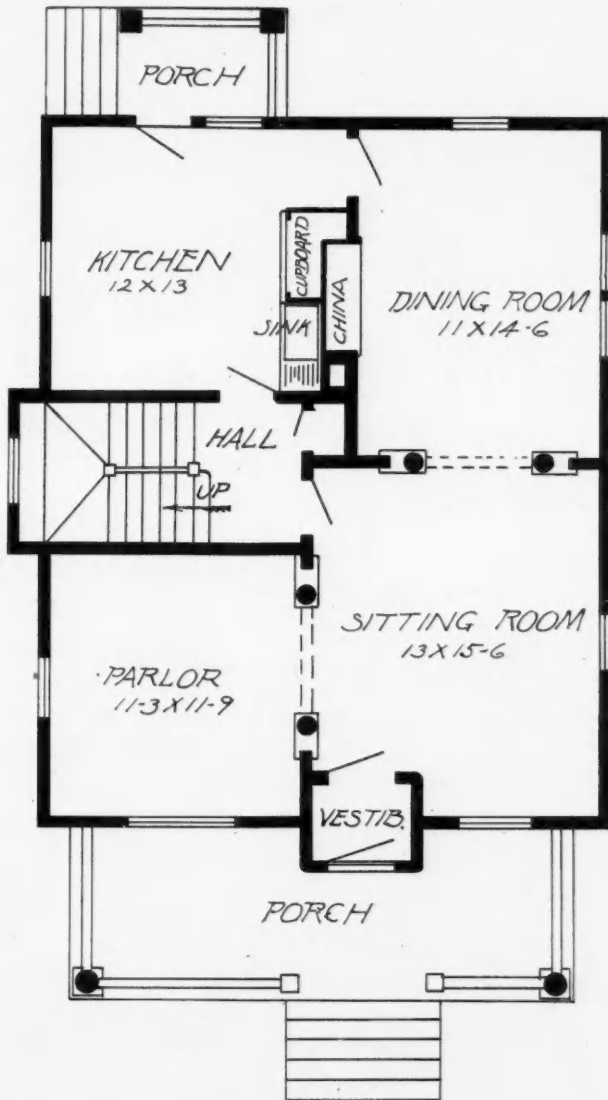
stead of awakening up refreshed, it will cause listlessness and fatigue. As to the cost of this house, it is almost impossible to give an estimate, as the prices vary in different parts of the country, because the taste of individuals in regard to inside finishing has a great deal to do with the expenses. Some want all inside

language or how one word leads to another. It is just so in house building. One expense leads to another. The only way to avoid extras is to study the plans very carefully, make up your mind as to just exactly what you want and stick to it.

**A Roomy House**

The house shown on page 108 was designed by A. P. Coon and is very roomy. The form of this house is square because that shape affords the greatest amount of room and most favorable location of the rooms for the money. There is a cellar under the entire house, which can be entered from the kitchen, and can be used very advantageously for many purposes. A splendid feature of the first floor is the large living room, which is 14 by 19 feet. This is connected with the reception hall by sliding doors. The pantry is located between the kitchen and the dining room, and is provided with doors that swing in both directions and enables the housewife to do the maximum amount of work with the fewest possible steps, and also prevents the fumes of cooking matter saturating the entire house.

On the second floor there are four large bedrooms



woodwork as perfect as a piece of furniture. They want it filled and rubbed down as carefully as a mahogany chair, while others are satisfied with the cheaper woods coated with varnish or paint. A difference of several hundred dollars may be made in a house of this size by the kind of inside finish and the amount of work on it. The material for a hardwood floor, for instance, may not cost a great deal more than some kind of soft wood, but there is a great deal more work in laying a hardwood floor. Every one has heard about the man who was ruined by a pair of lace curtains because hanging them led to the discarding of every old thing in the house. Everything else must match the expensive lace curtains; so it is with hardwood floors. The subject here reminds me of Josh Billings' description of Webster's unabridged dictionary; he called it Webster's history of the English


and a bath room. As the chimney comes up through the bath room it enables one to place the plumbing so that freezing is impossible.

**A Gambrel Roof House**

The house shown on page 199 was built at Hinsdale,

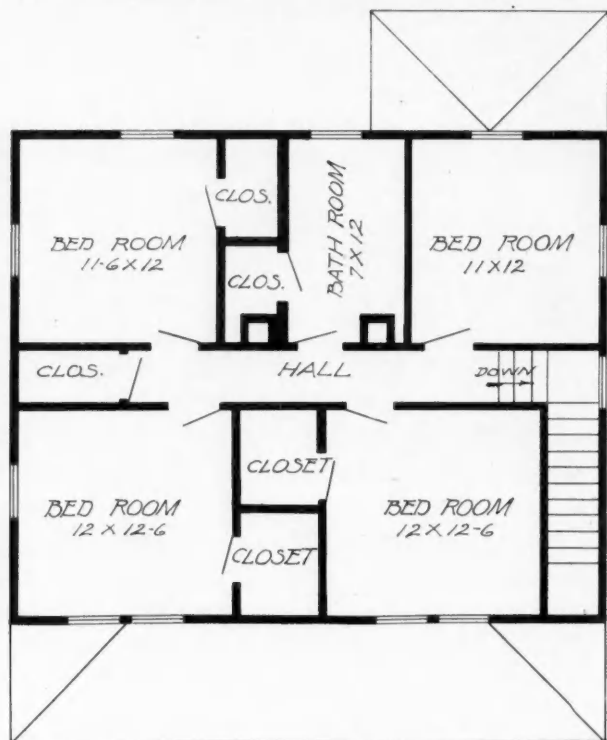
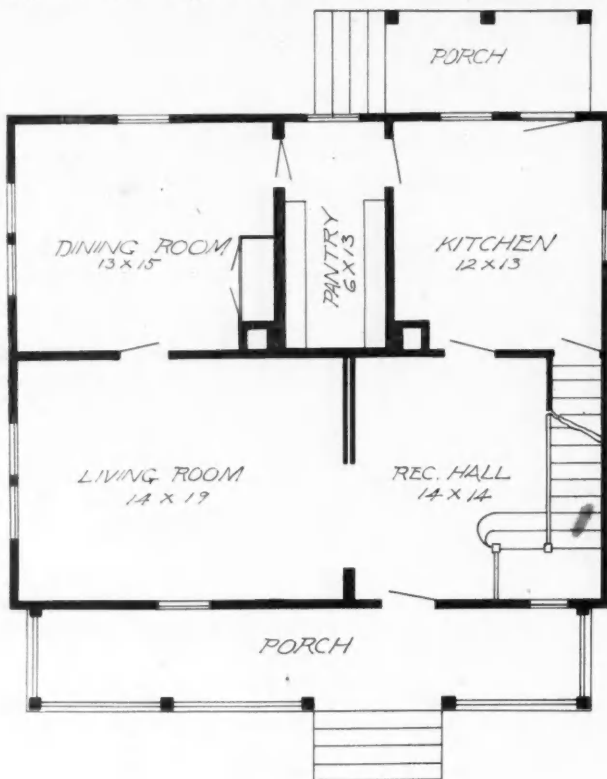
Ill., and suggests comfort in every line. The house is surrounded by a broad lawn, which is a splendid

ment of the occupants. After the grounds surrounding the house have been leveled, comes the task of



thing to have around a house, as it adds to the general appearance and gives evidence of the taste and refine-

making cement walks. It is almost impossible to put down a walk before the ground is leveled and have it right afterward, unless the owner is willing to set the



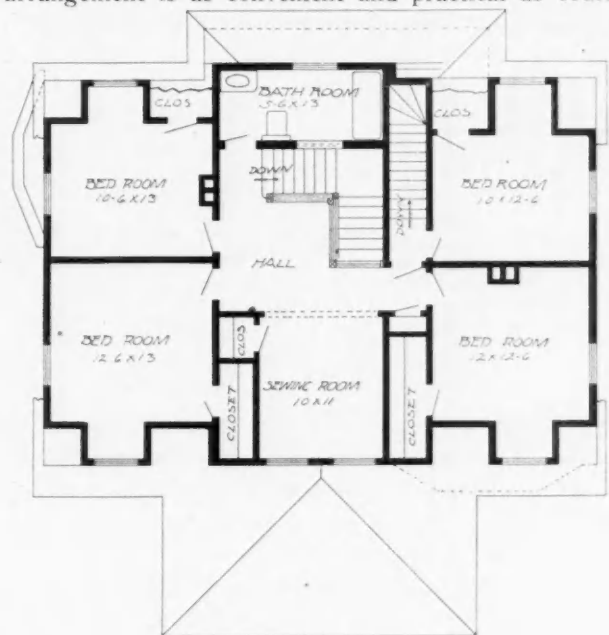
walk a little high and haul in earth enough to make the proper grade. The cement walk should be just about an inch higher than the grass, and there should

In this house there is a back porch which is fitted up with screens protecting it from insects and making a comfortable work-room from early spring until late



be a little space, say an inch and one-half, between the grass and the walk, so that a lawn mower would make a neat trim.

in fall. Such a porch is a great convenience and it looks well. When you come to a convenient arrangement that is at the same time pleasing to the eye, you have a combination that is sure to last. The interior arrangement is as convenient and practical as could



be desired. Upon entering the first floor you come to a large hall, which can be used as a reception hall. On one side of the hall is the living room, while on the other is the dining room. There is also an entrance from the hallway into the library, which is located at one corner of the house and equipped with book shelves, window seats and an open fireplace. This is an ideal lounging place for the men and women also, and is a favorite corner in the house.

The dining room is also equipped with a window seat and fireplace, which makes it a pleasant inviting room. This is a very important feature about a din-

ing room, as everyone enjoys their meals better in a bright, cheery room than in a dark, gloomy one. The pantry is located between the dining room and the kitchen, which is very convenient, as it saves very many unnecessary steps.

The second floor is divided into four bedrooms, a sewing room and a bath room. The sewing room is located so that a full view of the street is obtained, which makes it desirable, as it gives the occupants a view of anyone entering the house. There is a cellar under the entire house, which can be entered from the kitchen and also from the outside.

## How to Make Concrete Blocks More Popular

GOOD REASONS FOR HESITANCY IN USING THEM DURING THE PAST—HOW TO BEST OVERCOME THIS AND BY WHOM IT IS TO BE DONE

By George Jay Seymour

I HAVE heard it said again and again, that architects are a hard class of people to deal with.

This may be true, but let us not forget the almost innumerable brands of building materials that are on the market, and the architects are constantly requested to specify some new brand.

The architect cannot specify everything that comes along, that is evident, and yet every manufacturer, salesman, and local agent, whose goods are not immediately taken up, denounces the architects as a hard class to deal with.

But the architect's living, the keeping of present, and the getting of future business, depends on the excellence of his work, and to be continually specifying new and untried materials, will certainly depreciate his work.

Suppose that he specifies some new brand of material, on the strength of a few simple tests and the recommendations of the salesman, and a serious accident occurs, accompanied by loss of life perhaps, either while the building is in the course of construction, or afterwards. Such a thing is sufficient to spoil his business and blast his hopes of success. Such a thing has been known to ruin very prosperous and able architects.

Of course the material won't be blamed; no, the architect should have known better than to have specified it.

And now let us see what all this has to do with concrete blocks.

The architects are certainly not antagonistic to cement; though I speak unauthoritatively, I believe there is more cement specified than any other building material.

Concrete floors are very popular, not only because of their strength, but also on account of their fireproofing qualities, yet why does the architect hang back when it comes to concrete blocks?

It has been said that the concrete block house can be built better without employing an architect, and that the constant increase in houses of this description, will

decrease the architect's business. To any reasonable man this is absurd, for while a barn or some small structure may be built of concrete blocks without an architect being employed, no house that will have any beauty, or that will have any prominence, can be built without the help of an architect whether it be built of concrete blocks, or brick or stone.

We quote from an architect of prominence: "More blocks have been sold than their merit warrants. At present this condition is not so apparent. There is more discrimination, there is more hesitancy, and there is more prejudice against the block than there was during its early history. The distinguished architects are to a man against it. However, with the architects this matter is not so serious as with the general public. As soon as the properly made block is conspicuously upon the market and as soon as the manufacturer has mastered the structural and artistic difficulties in the way of its production and use, then it will be found that the architect is ready to face about and proclaim to his client and the world that a new architectural medium is at hand, and thereby influence the public in the matter.

"A very few carefully designed buildings, carefully executed, will very soon remove all of the prejudice on the part of the people, the architect, and the builders, which now exists against their use."

We believe the above quoted gentleman is right when he says, "more blocks have been sold than their merit warrants."

Not more than the merit of the "ideal" block warrants, but the block as it is really made.

Personally, we believe that a concrete block house is superior, in a great many ways, to the brick or stone house, provided the designs are equally meritorious and provided the concrete blocks are well made and fit well.

That is just the point.

Anyone can make a first-class block if he wants to, but the average concrete block manufacturer does not turn out a first-class block by any means.

The fault is not with the block, but the man who makes the block.

To quote from the same architect again, "there is no more convenient form in which to handle concrete as a building material in upper walls than in blocks."

This is true, and it is because builders realize the inherent merits of concrete blocks that they have been led to accept any old kind of a block.

The idea struck the popular fancy and the block manufacturers in order to meet the demand, forgot quality and thought only of quantity.

Anybody and everybody rushed into the business whether they knew anything about it or not, and such sorry specimens were turned out, that if the concrete blocks did not have such inherent and apparent merits it would have been thrown into disfavor long ago.

We know concrete block manufacturers who have all the business they can handle, are turning away new orders, and in order to fill the ones already accepted, are turning out almost anything that resembles a block. If a brick manufacturer turns out a poor lot of brick, it is refused and he must deliver brick that is up to the standard. Why should not the concrete block manufacturer do the same? This gross negligence has hurt the industry and will continue to hurt it, as long as the negligence is permitted.

We do not write this article in a carping spirit, but in a spirit of friendly criticism. We have every confidence in every form of cement. We have every confidence in its future, but we do not like to see a meritorious thing needlessly injured.

It is for those most vitally concerned, those who are making their living out of the industry, to raise such a hue and cry, as to bring about a reform and compel only good blocks to be manufactured.

We think nearly all the readers of this article can recall instances of poorly made blocks; blocks that crumble off at the edges, or that crumble away altogether with a little handling.

And this is why the architect does not favor concrete blocks.

The architect does not fear a well-formed, clean, sharp-edged block; where the external texture is good and the interior composition all that could be desired, of pleasing color, and varied and artistic design.

But where is he sure of getting this? In specifying brick he knows he can rely on it, and when he can place the same confidence in the concrete block he will specify it and not till then.

Then architects who have given the block a chance say that in a great many cases when the block is carefully made that their plans are not followed out because that would necessitate making some blocks of a different size from the others and this the manufacturers object to. This is another serious fault that must be corrected.

We believe faulty blocks are to a great extent due to the mix. We are not sufficiently up on this subject to

give any suggestions, but it does not seem reasonable, that one set rule should apply successfully to all conditions.

Once more we want to impress our readers that we are enthusiastic about the cement block industry and its future, but we want to see the errors which are bound to spell ruin corrected.

And another thing that block manufacturers must remember is this.

The brick manufacturers had a hard struggle with their product.

They have control of the field now and they do not propose to lose that control. The ultimate success of the concrete block industry means a death blow to the brick industry.

It will be a battle royal.

The brick manufacturers will fight to the last trench, and will be on the lookout for flaws, and those that they find will be as so many victories for them and setbacks for the block manufacturers.

It is to the interests of the block manufacturers to see that as few flaws occur as possible. They must either unite and resolve not to manufacture anything but good blocks, or the majority must manufacture such an excellent product that the rest will be compelled to do the same or drop out.



### New Recipe for Mince Pie

The following story suggests a new recipe for mince pie. It promises a product that will stand by a man even though it fails to aid digestion:

"Once, when I was a reporter," said David Belasco at a holiday dinner, "I spent two days with a gang of tramps in order to get material for an article on tramp life.

"These tramps were a merry lot. They had as many stories to tell as the end man of a minstrel show. The excellent mince pie that we have just been eating reminds me of a mince pie episode told by one of the wanderers.

"He said that a friend of his, one cold day in January, knocked at the kitchen door of a farmhouse.

"Well?" said the farmer's wife. "You here again?"

"Yes, ma'am," said the tramp respectfully. "I want to know, ma'am, if you'll be kind enough to give me the recipe for that mince pie what I had here yesterday."


"Well, the idea!" cried the farmer's wife. "Land-sakes, man, what do you want that recipe for?"

"To settle a bet," replied the tramp. "My pardner says you use three cups of Portland cement to one of molasses, but I claim it's only two and a half."



### Cannot Do Without It

I cannot do without such a valuable paper.—A. A. Kimball, Tibbetts, Mo.




## Two Small High Schools

DESIGNS SUCH AS ARE FOUND IN MANY SMALL TOWNS—REASONS FOR THE INTERIOR ARRANGEMENT AND THE ADVANTAGES OF THE SAME

**T**HE designs of the high schools shown this month were made by G. W. Ashby, architect, and are splendid types of what are found in many of our smaller cities. The building shown on this page is constructed of brick and the trimming is of stone and presents a neat, substantial appearance.

of systematic exercise in a gymnasium will produce results which are often surprising. There are plenty of windows in this room, as it is very essential that there is a good supply of fresh air while the exercises are being taken.

Locker rooms are conveniently arranged where the



The basement is divided into a gymnasium, laboratory, boiler and fuel rooms and locker rooms. The gymnasium is a feature that is being introduced in many of our schools and is a very splendid one. Very often too little attention is paid to the physical development of the children, and this is just as important as the mental, as there is no question but that a good healthy body is essential to a sound mind. A half-hour or so

students can keep their slippers and sweaters after their work in the gymnasium. The laboratory is large enough to accommodate a good-sized class and is equipped on one side with a case for various apparatus to be used for their school work. All apparatus should be carefully stored away after it has been used, as they are all delicate instruments and are very easily affected by dust.

Instead of having regular seats in a room of this kind it is better to have one or two long tables, around which the students can sit, as their work in the laboratory will make it necessary for them to take notes and

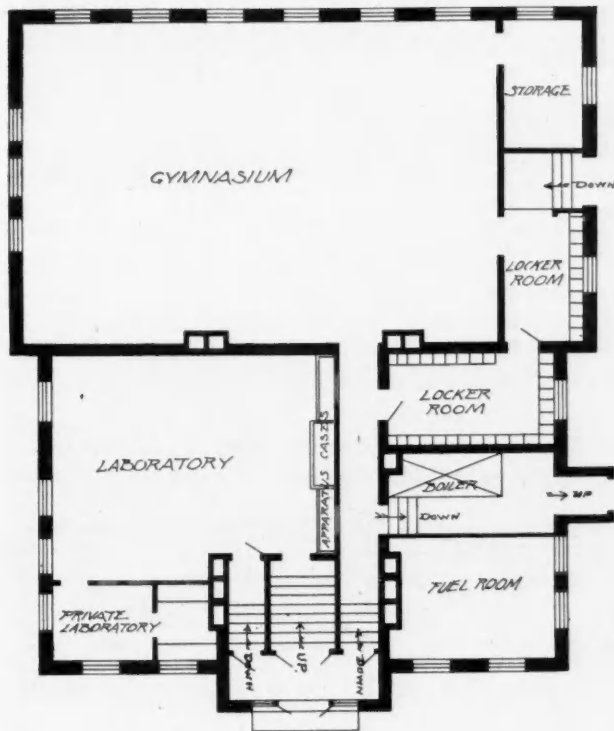
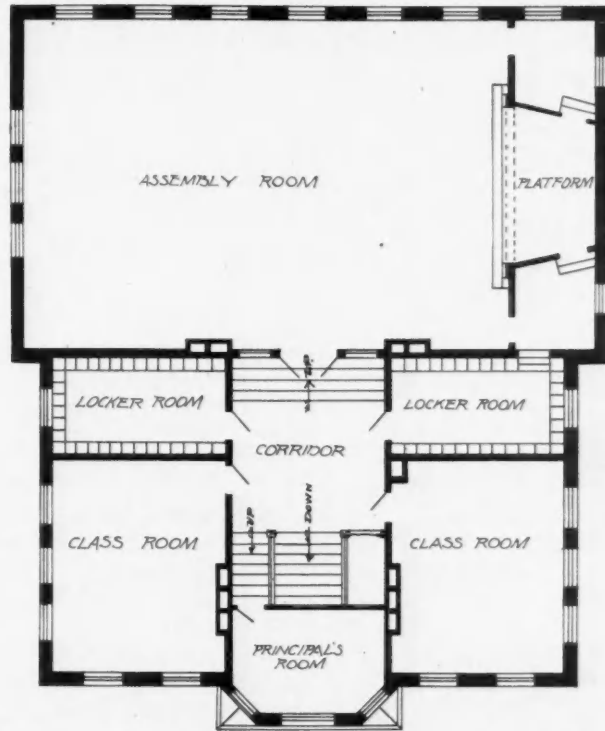
There is a basement under the entire building, which is divided into a furnace room, fuel rooms and toilet rooms. The first floor is divided into an assembly room, two class rooms and the principal's room. The principal's room is right off from the platform and



FRONT ELEVATION

make practical experiments for which these tables are absolutely essential. In the private laboratory some of the finer experiments can be made and all the weighing of very small quantities which would be affected by a draft or other outside influence can be done in this room.

The main floor is divided into an assembly room, two class rooms, principal's room and locker rooms.



BASEMENT PLAN

The assembly room extends across the entire width of the building and has a raised platform.

**Well Equipped School**

The high school shown on page 204 is of a larger type and will be able to accommodate more students.

can be used as a dressing room or a waiting room during entertainments, as in many small towns the assembly room in the high school is the only available room to give entertainments. The platform is raised, so that the teachers can easily overlook the entire room, and right here we would suggest that it is a good plan for the different teachers in the school to give talks several times a week to the students on the different important topics of the day. This can be done during the first fifteen minutes in the morning and is of great educational value to the students.

The two class rooms will be sufficient in a high school of this kind, as one class can be working in the laboratory, two can be using the class rooms and



LEFT SIDE ELEVATION


the other can be at work studying in the assembly room. By the time the children have reached the high school they no longer study a little of a great

many studies, but devote more time to a few studies; four studies being the usual number that any one student takes.

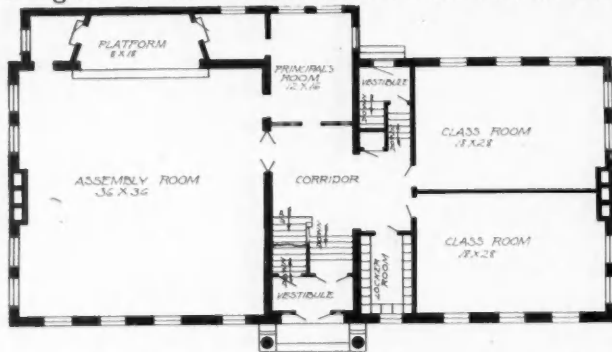
The gymnasium is 36 by 36 and can be used for several purposes should it be found that a gymnasium

**German Care of Landscapes**

Most German states have laws to prevent the disfigurement of landscapes by advertisements. The district authorities, like our county boards, are authorized to determine what landscapes, buildings or monuments

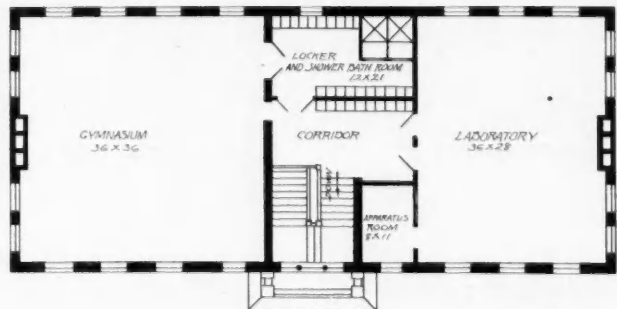


was not desirable. A manual training department can be put in instead, and many of the problems which are given to them in some other class can be here



worked out in actual practice. The manual training department is getting to be introduced in more schools every year, and in talking the matter over with a number of teachers they remark that since manual training has been introduced there has been less truancy in the schools. This is explained by the fact that no matter how bad a boy may be, if he has something to do with his hands, such as sawing and nailing, he will be perfectly contented and prove that his mind runs toward the practical side of things.

of a historical or artistic value should be protected, says the New York World. Violations of the statute are made punishable by fine, with or without imprisonment. The statute provides against the display of pictures, advertisements or other things calculated to mar or disfigure any especially attractive landscape or detract from the artistic or æsthetic effect of any building or other structure of special importance or be highly prejudicial to any street or part of a town.



The alteration of buildings of historical or artistic value may be prohibited by the local authorities, as may the construction of other buildings calculated to interfere with such historical monuments.





# Farm Buildings

Henry H. Niemann

## A Medium Sized Barn

CAN BE USED FOR VARIOUS PURPOSES, SUCH AS LAUNDRY, SERVANTS' ROOMS, ETC.—ELEVATIONS AND FLOOR PLANS SHOWN INDICATING THE ENTIRE INTERIOR ARRANGEMENT


**W**E ARE this month illustrating a residence barn having two box stalls, a carriage room large enough for three vehicles, laundry, servants' rooms, storage room, feed room, etc. This barn permitting basements under the house, the laundry has been built in connection with the stable and servants' quarters, which is a good plan and would be equally as well for other locations in place of having the laun-



FRONT ELEVATION

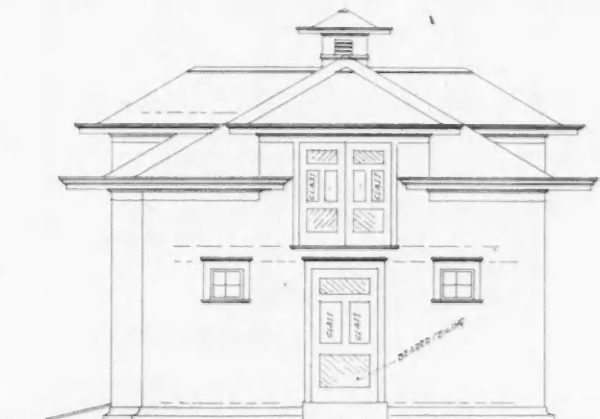
has been designed in connection with a large residence to be built in New Orleans, La. The exterior is of

dry in the basement of the house, which always results in more or less steam and fumes escaping to the upper rooms every wash day. This laundry is equipped with a hot water heater which not only furnishes hot water



LEFT SIDE ELEVATION

cement, rough cast finish which is very durable and appropriate for southern climates. This location not




RIGHT SIDE ELEVATION



for laundry and stable use, but is also used for radiation, furnishing heat to the stable, laundry, servants' rooms, etc. The carriage room has a carriage wash

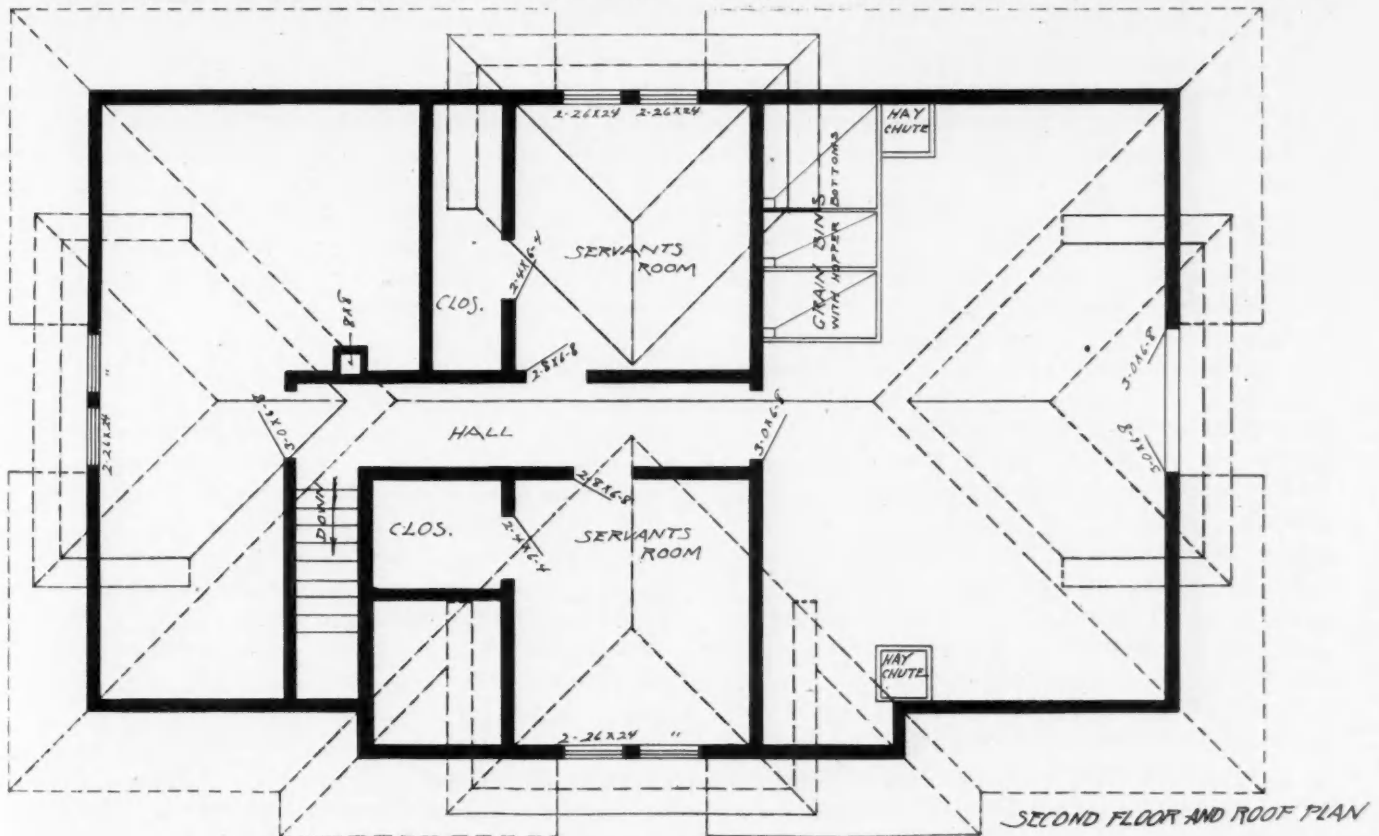
small feed bins which are supplied from large feed bins on second floor by spouts having gate slides.

The second story has two pleasant servants' rooms



and also a large harness case with hooks for harness, bridles, saddles, etc. The box stalls are 10 by 12 feet, have hay chutes from the upper floor and supplied with

which are 10 by 11 feet and have large closets neatly finished with yellow pine trim. Over the laundry is a large storage room with a dustproof door to the hall.



the necessary feed boxes, salt boxes, etc. The stall floors are laid with a slight pitch down to a cast iron gutter which has a cast perforated cover.

The horse stable contains a small feed room, having

Over the horse stable is the feed room for the storage of grain, hay, etc., and is provided with a large, double hay door which provides light and ventilation as well as loading facilities.



## Something the Boys Can Make

GIVING THE COMPLETE DETAILS AND DRAWINGS OF HOW TO CONSTRUCT A MORRIS CHAIR—MATERIAL TO USE AND PROPER FINISH FOR SAME

**A**MORRIS chair, nowadays, is almost a household necessity. It needs to be used but a little while to make itself appreciated.

The chair shown in Fig. 1 is of substantial construction and has been found an excellent place for work as well as rest. The broad arms form a convenient place upon which to place writing materials. A drawing or sewing board of the usual size will reach from arm

square a sharp line across the four legs. Again, measure from this line a distance of eleven inches and square a line across as before for the tops of the mortises. From this line, measure four and one-half inches. A line squared across at this point will locate the bottom, or the lower ends, of the mortises. There should remain eight and one-half inches to the lower end of the legs. With the try-square held against the

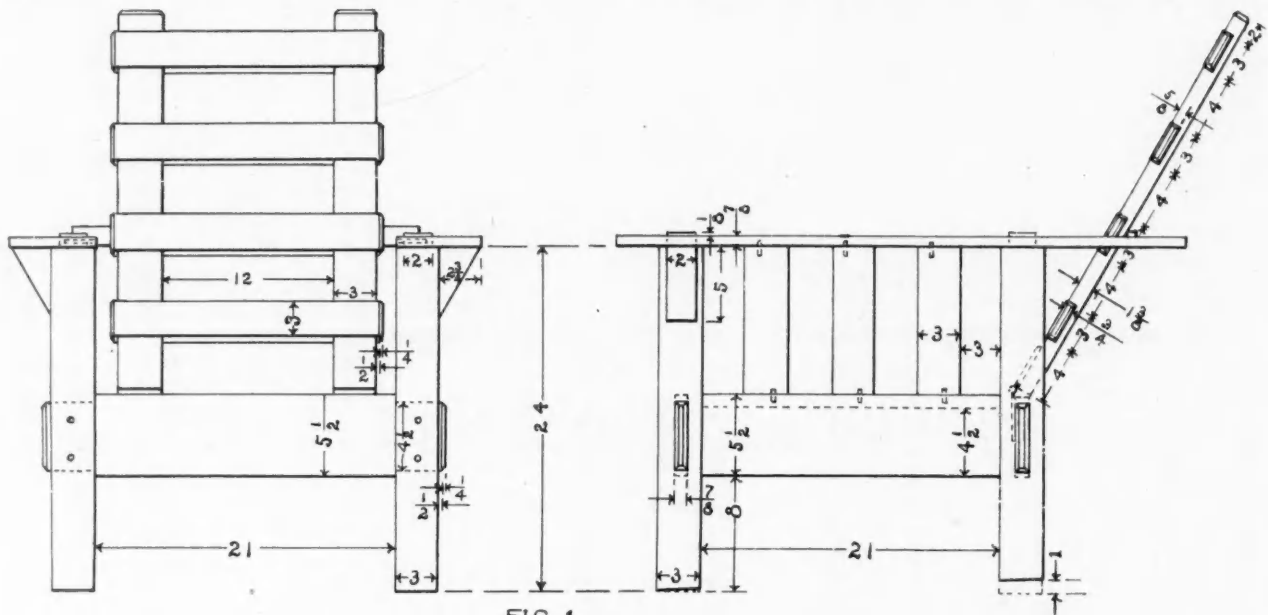


FIG. 1.

to arm thus placing the work directly in front of the worker. In a second of time the hinged back may be lowered and the chair becomes an ideal place in which to recline.

It is taken for granted that a boy with skill enough to make this chair has had considerable experience in handling tools. The chair shown in the photograph was made by a boy of fourteen who had learned the use of the various tools needed.

Square up four legs so that they shall measure three inches, by three inches, by twenty-five inches. Be careful to get the working-face out of wind and straight. Use the winding-sticks and the straight-edge freely.

Next, lay off the mortises for the rails and the tenons which come on the tops of the legs. Place the legs side by side and even the top ends by means of the square placed against the ends and along the side of one of them. Measure from the top ends one inch and

working-face and joint-edge, carry these lines around the pieces.

Before marking the sides of the mortises and tenons, set the pieces upright and in the positions they are to occupy relative to one another, taking pains to place the best surfaces where they will show most, and indicate the approximate locations of the mortises.

The front and back rails extend entirely through the legs. The side rails do not enter at all. The mortises, therefore, are on the side surfaces only of the legs.

Set the gauge first at one and one-sixteenth inches and gauge all mortises. Then set one and fifteen-sixteenths inches and gauge again, keeping the gauge block against the same surfaces as before.

For the tenons at the tops of the legs, set the gauge first to one-half an inch and gauge on each of the four surfaces, also the ends. Set to two and one-half inches and repeat. Do not make the mistake of gauging a

surface from one side, or edge, then from the other. The gauge must be reset and the gauging on any one surface done from the same edge.

The manner of cutting the mortises has been described in the January number in this department.

To cut the tenons, place the leg upright in the vise and, with the tenon saw, rip along the gauge lines. Keep the saw cut, or kerf, entirely upon the waste wood but against the line. Next, place the piece on its side and cross-cut around the four sides to form the shoulders. Nothing less than the best will do, and




FIG. 2.

the shoulders must be squared to the sides of the legs with accuracy.

Bevel the ends of the tenons about one-sixteenth of an inch.

The slope on the bottoms of the legs is not to be put on until the chair has been put together.

Square up two pieces, one for the front rail and one for the back rail, to seven-eighths, by five and one-half, by twenty-eight and one-half inches.

Place them side by side, with the edges up, even the ends and square lines across the edges three and three-quarters inches from each end. Carry each of these lines across the faces and onto the other edge. Gauge the tenons by setting the gauge first to one-half an inch then to five inches. Rip carefully to the gauge lines and cross-cut to meet these lines. These tenons, it will be observed, have shoulders on the edges only.

With the pencil gauge, gauge and bevel the ends of the tenons to one-quarter of an inch.

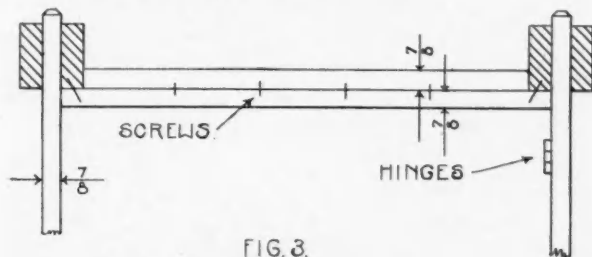


FIG. 3.

For the side rails, Fig. 3, square up two pieces seven-eighths, by five and one-half, by twenty-one inches. Also, square up two pieces to be fastened to the ones just described seven-eighths, by four and one-half, by twenty-three and one-eighth inches.

The vertical side bars are six in number to be squared up to three-quarters, by three, by ten and one-half inches.

The two pieces for the arms, Fig. 2, are seven-eighths, by six, by forty inches. The forepart has the outer corner cut off, a three-inch radius being used. The back part is ripped to a gauge line three inches from the inside edge to a distance of seven and one-half inches from the end. The three corners are cut, an inch and a half radius being used.

The gains into which the stick which supports the back enters are laid off by measuring from the end one and three-quarters inches, from this mark three-quarters of an inch, then one and one-quarter, three-quarters, one and one-quarter, and finally three-quarters of an inch. Set the gauge to five-eighths of an inch and gauge, from the inside edge, the spaces between the lines three-quarters of an inch apart. Saw and chisel, keeping the saw kerf on the wood which is to be removed.

The mortises in the arms are to receive the tenons cut on the tops of the legs. Square lines across from the inside edge at points measured from the fore part



three and one-half inches, from this point two inches, then twenty-two and finally, two inches. The gauging is done from the inside edge, the gauge being set to five-eighths of an inch, then to two and five-eighths inches. Lay off both upper and under side of the arm.

These mortises can best be cut by boring a series of holes pretty close to the lines then chiseling from each side half way through.

For the back, square two pieces to one and three-eighths, by three, by thirty inches. Bevel the top ends one-quarter of an inch. Place the two pieces on edge and even the ends. Very carefully mark off with knife point and try-square lines at the following points, beginning at the lower ends: Four inches, three inches, four inches, three inches, four inches, three inches. There should remain two inches. Carry these lines across the face and onto the other edge. Set the gauge to five-eighths of an inch and, gauging from the face, mark between the lines which are three inches apart. Gauge both edges of each piece. These gains are to be sawed and chiseled so as to receive the cross bars of which there are four.

The cross-bars are three-quarters, by three, by nine-

teen and one-half inches, beveled on the ends one-quarter of an inch.

The stick which supports the back, Fig. 4, should be three-quarters, by one and one-half, by twenty-four inches. The gauge is set to seven-eighths of an inch and the ends gauged to line squared around at a distance of one inch from each end, the block being held against what is to become the under side of the stick. Saw as indicated in Fig. 4.

The brackets which support the arms, Fig. 1, are made by squaring up a piece two inches, by two and three-quarters inches, by five inches and ripping this diagonally. The roughness made by the saw is planed off.

All parts should be well scraped and sandpapered preparatory to putting together. If mill planed stock is used, the mill marks must be planed off before sandpapering.

Begin by placing the front rail in place; then the back rail. Pin the tenons to the mortises by using three-eighths inch dowels as shown in Fig. 1. Use clamps to hold the legs up snug to the shoulders while boring. If desired, the dowels need not show on the front. Bore from the rear not quite through the legs.

Fasten the side rails together as shown in Fig. 3, then fasten them to the legs as shown in the same figure. The place at which to fasten them to the legs may be determined by using one of the three upright side bars as a measure, measuring down from the shoulder of the tenon which is on the top of each leg.

Mark and dowel, as shown in Fig. 1, for the uprights. A three-eighths-inch dowel may be used. Great care will be required in laying off the dowel holes for, if they are not just right, trouble will be experienced in clamping the side together.

Place the arm in place and clamp the side together after having glued and placed the uprights in position.

The arms are to be fastened to the legs by three-eighths-inch dowels, the holes being bored from the inner edge of the arm through the tenon. Fig. 1.

Place the brackets which support the arms. They may be nailed and the heads set and puttied, or they may be blind doweled and glued.

The framework of the back is put together by means of screws. Bore and countersink from the back side, two screws placed diagonally being sufficient for each joint. Place the cross pieces so there shall be twelve inches from inside to inside of the supports.

Fasten the back to the main frame of the chair, as shown in Fig. 1, by means of common iron strap-hinges.

The seat may be made by placing slats from side to side, the ends of which shall rest on the ledge made by the side rails. A better way would be to upholster the seat putting in springs.

The bottoms of the legs are to be cut on an angle. Measure up one inch on each of the rear legs and lay a straight-edge so as to connect this point with the bot-

tom of the front leg. This gives the slope. Square across each leg and connect on the other side and saw.

Place castors under the legs and the chair is ready for the finish.

A satisfactory effect may be obtained by using one of the mission oak stains now so common on the market, following the directions of the manufacturers.

Cushions suitable can be bought ready-made either in leather or cloth and of a size to fit.



### How to Prevent Fires

The Washington, D. C., Star has an article by Prof. Doremus on how to prevent fires from lace curtains catching in gas lights, in which he states his opinion that it should be made obligatory upon hotel proprietors to make curtains and other articles of household use fireproof, particularly when it can be shown that such an end can be accomplished at small cost and with little labor. We read of many fires which start from lace curtains blowing against the gas jet and igniting, when by the use of ammonia such a thing can be obviated, and the curtain may remain in contact with the gas jet for several hours without doing any more damage than to scorch the fabric. The curtain may be ruined; but it will be impossible for the fire to spread. "I have lectured many times (continues the professor) and before large audiences on the subject of fires and how to prevent them, and have frequently illustrated my lecture by the use of prepared fireproof curtains. By using one curtain which has been prepared to withstand the fire and one which has not, the advantage of using the ammonia solution is readily seen. It is inexpensive, and only a small quantity is necessary for the laundry of a family for a week. I am surprised that families have not applied the protective safeguard from fire. The same preparation can be used on the woodwork, about the windows and doors, and even the wainscoting in rooms can be washed with the solution and made practically fireproof. The preparation of the formula is very simple. Purchase in any drug store a pound of phosphate of ammonia. Dissolve it in water, making a strong solution, and then keep it in the laundry for constant use. Let the laundress, when she is preparing to starch the clothes, pour a little of the solution in a bowl holding the starch, and the linen will come out of the wash fireproof. I earnestly recommend the use of this formula by families, when it can be prepared so easily and cheaply."



### His Bread and Butter

Your magazine has been my bread and butter for the past year and I cannot do without it. I hasten to renew my subscription for I do not wish to miss a single number. Your paper is far ahead of any other publication, and I have never thought as well of a magazine as I do of yours.—Chas. E. Hawk, Wilkesville, Ohio.



**Effects of the California Earthquake**

First Baptist Church, Oakland, built of stone, badly shaken and partially destroyed. Photo by E. H. Gold, of the Chicago Car Heating Co. taken Wednesday, April 18, the day of the earthquake



### Hangin' Door Controversy

To the Editor: Alliance, O.  
 In the March issue of your excellent magazine I see several articles which seem to indicate that not a few people doubt the truthfulness of the statements which I made in the January issue.

In reply I would like to say that the man from North Liberty, Ind., had better look up his January number and read my letter again. I did not say that a man could hang ten or twenty doors a day; but, on the contrary, I did say that there were more carpenters who would put up less than six than there were who would put up more than six doors a day.

The man from Louisville, O., lives only a short distance away and I would be glad to have him come to Alliance and inspect our work. I would also be glad to try and teach him to put on locks, and if he is not convinced, I will gladly pay for his time and expenses.

There are several other carpenters besides myself who can hang a door every hour or put on a lock in fifteen minutes. Just because some people are slow is no reason why others should be so. The men who wrote these letters must have had jambs so crooked that one would need a flexible plane to fit the doors with. The idea of a man being able to hang only three doors a day seems to me to be unreasonable. This would be about one hour to fit the door, one to put the hinges on and one to put the lock on.

I think that good work and not speed should be considered first in all lines of the trade. While a man may be able to do good work with poor tools, he cannot do it with any speed. He must not only have good tools but he must keep them in the best of shape, if he is to do good work with any reasonable amount of speed. Probably the failure to comply with this is the reason that some readers of the AMERICAN CARPENTER AND BUILDER are able to hang only three doors a day. Then again it may be that their methods of procedure are at fault. Whatever the fault, I would like to hear from some of these carpenters as to how they proceed to hang a door; and, if it is desirable, I may explain how I am able to hang a door every hour or lock one in fifteen minutes.

C. C. MUMMERT.

To the Editor: Alliance, O.  
 I notice in the March number of the AMERICAN CARPENTER AND BUILDER some of the members throwing mud at C. C. Mummert about hanging doors. I will say right here I saw Mr. Mummert hang and lock those doors, and I was the one who timed him, and they were fit in good shape, for I put the stops on the same doors. No dogs or cats could crawl through the cracks between the doors and jambs, and while I am not working for Mr. Mummert at the present time, I would like to see fair play. I think the main secret in fitting doors is to have the jambs nice and straight and plumb. I fit, hung, and locked four doors and my doors were all  $3\frac{1}{2}$  by 8 and were outside doors and a brick wall at that, in six hours. We always set our jambs for 2 by 8 doors 2 by  $8\frac{1}{8}$ , and we there-

fore do not have so much to plane off. I also notice an account in the March number of hanging sliding doors. I think a good plant is to rabbit the head jamb about  $\frac{1}{2}$  an inch for the door to work in. I then, as you say, should have room for the hanger above the rabbit. This rabbit in the jambs holds your door and when you put on your stops keep them back about  $\frac{1}{8}$  from the door, and then the stops will never scratch your varnish when the door swings.

R. C. COULTER.

To the Editor: Strawberry Point, Iowa.

I read the articles in the AMERICAN CARPENTER AND BUILDER on hanging and fitting doors, and while I have worked for a number of contractors and have had a number of men work for me, I have never yet found a man who could come up to Mr. Mummert—that is, in actual work. A man hanging eight doors in 5 hours reminds me of a man several years ago who told me he could lay ten thousand shingles in ten hours in a workmanlike manner. I took up this man's offer and set him to work and he did lay eight thousand shingles and used eight pounds of shingle nails; but it took the other man five days of ten hours each to put that roof in shape so it shed water, and after all, this roof in question was a bad job.

J. E. GRATKE.

To the Editor: Equality, Ill.

I read with much interest the various articles on hanging doors, and while I am considered a fast hand at hanging doors I find that to properly hang and lock six ordinary doors is a good day's work. I am not as fast as I used to be at this kind of work, not because I am getting old—oh, no—but because I know how the job should be done, and I am going to do it as it should be done "if it takes all summer." In conclusion, I will say that I know a man who says he can lock twelve doors and nail on seven squares of shingles in a day, but whenever I worked with him he could not do so much and I have often wondered why.

J. H. GODFREY.

To the Editor: Searsboro, Iowa.

The articles eliciting many smiles among your many readers are those relating to the door fitting and hanging business. For one with my over thirty years of that class of work, feel like taking my hat off in deference to the Alliance man, and like patting Louisville on the back. I am sorry I came away from that part of the Buckeye State before I had absorbed enough of the agility. I can sympathize with that one of the one hundred and fifty who "ever afterward was put to other work beside hanging doors." In my early experience back there (geographically between the two), after noting the trouble my employer, the boss carpenter, had in hanging a door in a new house we were then at work on, turned the rest over to me, and even if my memory is good I had fitted, hung and locked nine, and had thought nothing of it. But these reminiscences made me prick up my ears as if they had struck a familiar tune. I often wondered why I was not retained to do those snap jobs and not as a "barn" carpenter either. These discussions will certainly be a benefit to your readers, as no doubt many will verify their own capacities in



the months to come. Can we get as honest an expression of what a man can do in ten hours in the laying of large surfaces of flooring or shingle roofing. We, i. e. some one else, claim to be able to put down eight thousand shingles and to put them on right. By the way, a discussion of the proper way of laying shingles and kind of nails so the roof will serve the longest. These seem simple matters, but vital to the man paying for them at the present lumber prices. As a starter I will give my idea to pick at. First, avoid placing sheathing tight, providing roof is over one-third pitch, six-inch sound boards with spaces between of such width that each row of shingles can be nailed in middle of length. Second, one nail not over one-half an inch from edge of each and every shingle with one nail added between two edges for each three inches over six inches. Third, the best galvanized steel wire nail, not too coarse. Fourth, care in removing staging supports. There are other items that enter into the durability of a roof which suggest themselves. What think the craft?

H. T. KEENER.

To the Editor:

Osnaburg, Ohio.

After having read all the literature on hanging doors in your March number I had first thought the subject was exhausted, but upon review of an article I discovered that a brother from West Virginia went wrong. He says that to place a door lock properly was to drive it in the mortise with a mallet. I infer from this that he has not been as long in the business as some of the rest of us, and has therefore failed to discover his mistake. When I place a lock I look for a contingency that may arise at some future time. I have seen broken locks time and again, and the fact is that there are but few houses that will escape some broken locks in the course of years, and then comes the work of removing and repairing these locks that have been driven in with a mallet, hammer, sledge or piledriver. I say use a 5/8-inch bit to bore with and a sharp paring chisel to clean out the mortise, and have it just large enough so that you can place the lock in by a gentle pressure of the hand. I don't mean so loose that it would wobble, but just loose enough so you can readily remove it if occasion should require. If any of my brother chips can suggest a better way, I stand open for conviction.

J. SHENGLE.

To the Editor:

Southold, N. Y.

I feel that I ought to say something in support of Mr. C. C. Mummert, because I have hung a few doors in my time, and while I have never timed myself in putting on mortise locks, I think fifteen minutes is not far out of the way. We all know that some carpenters are more handy than others in certain work. Now I have never yet seen a man who could nail two thousand shingles in nine or even ten hours, but have heard a great many carpenters say they could. I think ten doors of white pine 1 3/8 fitted and hung, but not locked, is a day's work, and I do not see what a man could do with his time after fitting and hanging four doors in nine hours. He might lock the four and still have 4 1/2 hours left in which to think of the good money and how easily it came to him. A man loses time changing tools from fitting and hanging doors. He should fit all before changing tools, and in that way save considerable time. Not long ago I fitted and hung, but not locked, six 1 3/8 Cypress doors 2 by 8 by 6 and 8 in five hours. I had to rip off both edges, also both ends, the saddles being down made it still harder, but I did not have to hurry any either. I can get witnesses to swear to this if necessary; but I honestly think from eight to ten doors is a good day's work.

L. L. GLOVER.

To the Editor:

Flint, Mich.

I have read with interest the articles about hanging doors, but I note that none of them say just how they hang the doors as rapidly as they do. I will try and tell you how I fit and hang doors. After the door is fitted to the jambs about

the thickness of a quarter play all around and 3/4 of an inch from the floor, I take a stick which is the length of my door, or about 8 feet long, and I put notches in it where I want the hinges, which is one foot from the bottom, 10 inches from the top and one in the middle in case I put on three hinges. I then take my doors to the work bench, where my tools are handy. I then put my stick with the marks on it alongside the door, and it will show how much play to leave at the top, and also where to put the hinges. I then put on the hinges and locks. After these are put on I put it on the jambs, using my stick and marking where the hinges will be with my knife. If this is done right, your doors will fit and swing nicely.

BENNIE E. ALGER.

To the Editor:

Wolford, N. D.

I find by looking over my records for the last five years since January 1st, 1900, that a man on the average of ten hours a day will do the following on common frame dwellings 1, 1 1/2 and 2 stories high:

Joists, studs or common rafters.....	400 to	700 ft.
Dressed and matched or shiplap sheathing....	400 "	600 "
Common roof sheathing on floors and roof....	500 "	700 "
Shingles on straight work.....	2,500 "	4,000 "
Common siding 1/2 inch by 6 inches straight w'k	350 "	600 "
4 to 6-inch flooring.....	400 "	500 "
1 1/2 to 2 inches hard flooring.....	150 "	300 "
Common three member base, lintal.....	150 "	200 "
Casing windows or doors one side.....	4 "	8 "
Common doors, old style frames, all hand work		
to make.....	2	
Common window frames, all hand work.....	1 1/2 "	2
To set common window frames and fit windows	4 "	10

To fit, hang and lock common pine or yellow pine doors and do it properly, from 3 to 6 per day, and it takes an extra good man to do the latter. I have yet to find in all my experience a man who could hang eight doors in five hours, and I think the gentleman from Ohio must have been fooling in regard to putting on a mortise lock in eleven minutes. He undoubtedly must have used some mortise cutter that is being advertised in your paper. If he can do all kinds of work on the same scale of time, send him to North Dakota. I know of a dozen places where he could get \$6 per day. I will start it myself, as I have always tried to hire the fastest and best men I could get.

F. R. MARRS.

To the Editor:

Princeton, W. Va.

I have noticed the various opinions in your paper as to what a man can do in a day in fitting and hanging doors. I have tried the same to see what I could accomplish, and found that I could hang and lock eight white pine doors 2 feet 8 inches by 6 feet 8 inches and 1 1/2 inches thick, and two plain glass doors 2 feet 8 inches by 6 feet 8 inches and 1 3/8 inches thick, with mortised locks, making ten doors in all in 9 1/2 hours. The work was done in a first-class manner and they fitted and worked perfectly. Still I would consider five or six of the above mentioned doors a good day's work.

E. D. BELCHER.

To the Editor:

Byron, Me.

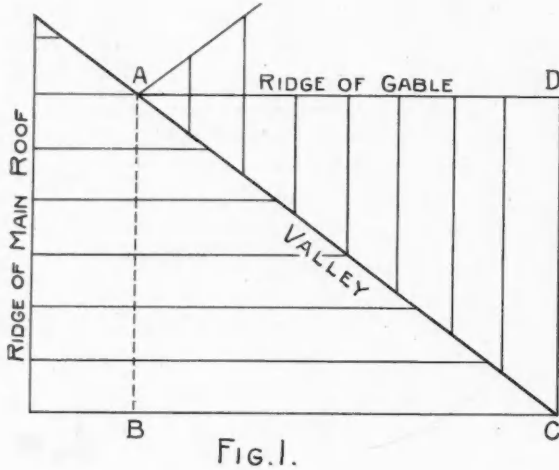
I have been reading with interest in the AMERICAN CARPENTER AND BUILDER about hanging doors and must say it is amusing to note the swiftness in different men in hanging and locking them. In order to joint in and hang a large number of doors in a day and do a good job, we should look over the door jambs a little. All door jambs should be set to a straight edge and the header should be level and the jambs plumb and great care should be taken not to have any twist in the frame, as this will cause the door to shut badly. Where the jambs are not set straight, it takes more time to joint in the door and have a good fit. When the jambs are properly set, I claim that a good workman should joint in, hang, lock and shut five doors in nine hours.

L. A. DUNN

**Side Cut of Valley Jacks**

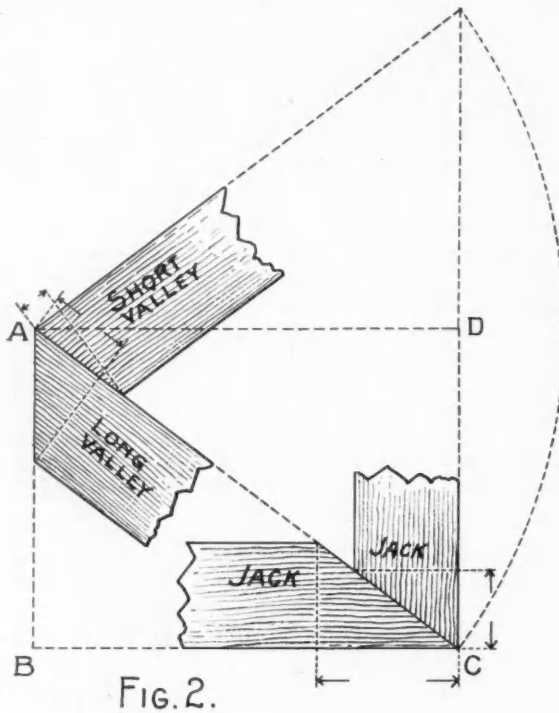
To the Editor: St. Paul, Minn.  
 I wish you would state in the American Carpenter and Builder a rule for getting the side cut of valley jacks where the valley does not rest at an angle of 45 deg. Or, in other words, where the two gables are not of the same pitch.  
A. C. OLSEN.

Answer: With this question Mr. Olsen submits a roof plan which is herewith reproduced as shown in Fig. 1. We



have answered how to solve like problems several times by the use of the steel square.

We will now answer how the angles may be found without the aid of the steel square at all. Of Mr. Olsen's diagram we will take only that part bounded by A-B-C and D

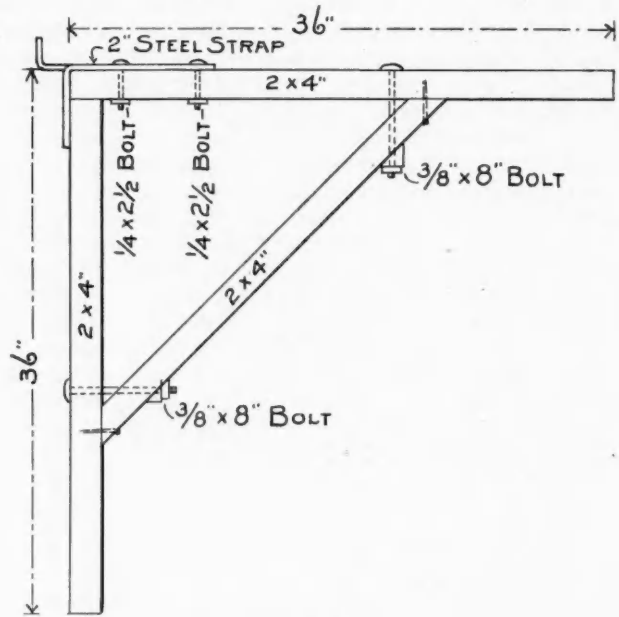


which we place there for illustrating purposes. In Fig. 2 is shown a parallelogram of like proportions to that bounded by A, B, C and D in which is given a system of lines for obtaining the side cuts for the jacks and valleys and applies to any pitch given the roof. In this diagram lay off the full thickness of the jacks and valleys and square across their

backs at the intersection of the angles as shown by the dotted line and the space between the arrow heads in each case will be the amount to set back from the plumb cut for the like cut on the other side. Carry these lines clear around and cut diagonally across the back of the rafter from one plumb cut to the other. Mr. Clarence Whitehead of Preston, Idaho, will find answer to his question in the above.  
A. W. WOODS.

**Making Scaffold Brackets**

To the Editor: Stockbridge, Wis.  
 In your January issue there appeared a sketch of a scaffold bracket and its being different from mine, I enclose a sketch of the one I use with an explanation of the same. The arms and brace are made of two by four-inch surfaced white pine. The brace is nailed to the arms and is also fastened to same by a bolt three-eighths of an inch by eight inches. There is a piece of a wagon tire one foot long bolted with two bolts one-fourth inch by two and one-half inches to the two by four-inch with a rounded hook on the end which extends



seven-eighths of an inch beyond the corner and two inches up. There is a piece of iron one-eighth by seven-eighths of an inch and four inches long nailed on the sides of each arm where they come together. This helps to strengthen it.

G. H. PINGEL.

**How to Enamel Slate**

To the Editor: Monson, Me.  
 I have just started on a job of enameling slate. Can you tell me how to mix some paint that can be rubbed down to give a black enamel with a polish?  
F. W. BRAY.

Answer: Our correspondent has a rather difficult problem to solve, and one which will require considerable experimenting on his part before he can do work that will prove perfectly satisfactory and at the same time economical. In the manufacture of slate materials, the rubbed slate surface is first coated with one or two coats of a black paint—usually coach painters black, ground in Japan and thinned with turpentine to working consistency. This is allowed to become thoroughly dry and then rubbed smooth with pumice. After being painted with colors, the surface is varnished with a specially prepared black baking enamel,

which he can get from almost any manufacturer of carriage varnishes, upon stating his exact requirements.

A baking enamel will require to be baked from four to twelve hours in a temperature of about 220 Fahrenheit, according to the drying quality of the varnish. It may, however, not be necessary to use a baking enamel in order to save the purpose of our correspondent, but he might get the result he desires by using a good quality of rubbing varnish over the black ground without using any baking process, or he might find that a black varnish would answer his purpose.

EDWARD HURST BROWN.

**Siding a Circle**

To the Editor:

University Place, Neb.

Mr. Donoho's query on page 80 in the April issue as to how to side a circle is a question which confronts many carpenters and few satisfactory results are obtained unless the siding is specially prepared.

The following is one method: In the accompanying illustration (a) shows the plan and (b) the elevation of a circular corner and (c) the curved siding. To find the radius and extent of this curvature the center or axial line (d e) is prolonged indefinitely as at (f). Draw the line (g h), which is a continuation of the direction of the inside slanting surface of one piece of siding. Prolong the line (g h) until it intersects the axial line as at (f). With (f) as a center and radii equal to (f g) and (f i) describe the arcs (g) and (i k). The figure thus obtained (g, j, k, i) will be the form and curvature necessary to secure the level lines and proper fit. Transfer this form to a piece of cardboard for a pattern and trace the curve on

each piece of siding and work out with a draw knife and plane. Specially worked siding with a vertical back so as to hug the sheathing is now made for this purpose.

J. M. KELLER.

**Drilling Through Stone, Marble or Iron**

To the Editor:

Plano, Ill.

I am interested in the AMERICAN CARPENTER AND BUILDER, and wish to add one item to the good things I see there. Almost every carpenter finds it necessary occasionally to drill

through stone, marble, or iron, and although he may have a drill of the right size, the job is a hard one on account of the great pressure to force the central part or web of the drill through the hard material. Several years ago I found this could be overcome or nearly so by filing through the central web of the drill so that it has two good cutting edges clear to the center of the drill. This may be done by using a three-cornered file so that the plane of the one side of the file lies on the plane passing through or containing the center line or axis of the drill. Repeat this process on the opposite side. This carries the cutting edges clear to the center, and makes what would otherwise be a very slow and hard job to a comparatively quick and easy one. Some may say you cannot file a drill, but the best way to find out is to try, using a fine, sharp file.

J. B. KILPATRICK.

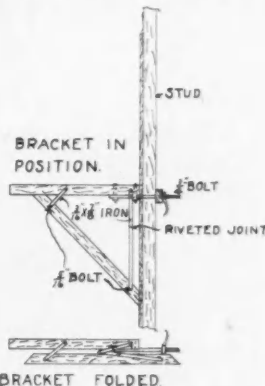

**Making a Scaffold Bracket**

To the Editor:

Eldred, Pa.

I noticed in the January number of your magazine a sketch of a scaffold bracket by Mr. Gates, and as I have something along the same line which I think is more con-

PERSPECTIVE VIEW OF BRACKET IN POSITION.



venient, I herewith enclose a sketch of a folding bracket. The arm is made of two by three-inch hard wood. The brace is four feet and one inch long and takes up very little space when folded. It is easy to move from one job to another which is a great convenience. I hope that will be of benefit to the craft.

C. H. KAUFMAN.

**Amount of Camber for Trusses**

To the Editor:

Bethany, Neb.

In framing trusses what amount of camber should be given, and should it be carried into the framing of the truss through-out? I would like to have a reason for the same.

A. H. BULL.

**CONTENTS FOR MAY, 1906**

	Page		Page		Page
Amount of Camber for Trusses.....	215	German Care of Landscapes.....	204	Painting .....	190
Building a Home.....	174	Hamlet on Painting.....	184	Painting the New House .....	190
Building Construction .....	174	Hanging Door Controversy.....	212	Past and Present Building Methods.....	178
Brick Veneered Buildings.....	177	Honesty in Building Matters.....	167	Planning Mill Work.....	185
Cartoon .....	169	How to Enamel Slate.....	214	Planning a Carpenter Machine Shop.....	185
Catch-basins and Grease Traps.....	187	How to Make Concrete Blocks More Popular .....	200	Plumbing .....	187
Constructing an Ordinary Stair.....	181	How to Prevent Fires.....	210	Proper Way of Estimating.....	194
Correspondence .....	212	How to Use the Steel Square.....	172	Residences .....	196
Desirable Modern Houses.....	196	Individuality .....	168	San Francisco Disaster, The.....	167
Drilling Through Marble, Stone and Iron .....	215	Influence of Heat on Manufactured Woodwork .....	189	School Houses .....	202
Durability of Concrete and Stone.....	174	Making a Scaffold Bracket.....	215	Short Talks with our Subscribers.....	195
Editorials .....	167	Making Scaffold Brackets.....	214	Siding a Circle.....	215
Effects of the California Earthquake .....	211	Manual Training .....	208	Side Cut of Valley Jacks.....	214
Farm Buildings .....	205	Medium Sized Barn, A.....	205	Something the Boys Can Make.....	208
Fond Memories .....	189	Much Needed Reform, A.....	183	Study in Salesmanship, A.....	170
Foundations and Bricklaying.....	177	New Recipe for Mince Pie.....	201	Two Small High Schools.....	202
		Novel Idea in Interior Decoration.....	192	Uniform Design of Reinforced Concrete .....	168
				Windows .....	175

# PRACTICAL TRADE APPLIANCES

## Fireproof Cement Blocks

The following letter is self explanatory:

KALAMAZOO, Mich., Feb. 28, 1906.

Miracle Pressed Stone Co.,

Minneapolis, Minn.

Gentlemen:—The picture I send you of the church was built with the Miracle Double Staggered Air Space Blocks; no furring or lathing or plaster on the inside of the blocks. We built right over an old wooden church. Enlarged and remodeled, it cost five thousand dollars. Sunday morning Feb. 11th, this church burnt, or rather the interior burnt. When the fire department got there, the interior, or old wooden frame was nearly consumed, and the interior walls were red hot, but two streams of water did not have the



least effect on the blocks. They are neither checked nor cracked, and in passing, you would not know there had been a fire except that the glass is all broken, and the roof is caved in.

It surely demonstrates that the Miracle Double Air Space Block, if properly made, is fireproof and indestructible.

Very truly yours,

(Signed) W. A. DRAKE & SON.

## Refractory Concrete

Refractory concrete is a high refractory composition on which has been allowed a United States patent. It is called "refractory concrete" because it is worked the same as cement, or plaster, i. e., it can be wet and poured to form, or moistened and tamped into the desired shapes, or used as a mortar or hard plaster; and it will endure any degree of heat that fireclay products will.

Chemically the composition is a combination of carbon and incompletely reduced silica (two of the highest refrac-

tories) and portland cement; the carbon and silica is reduced in the electric furnace at a temperature in excess of 6,000 degrees C. consequently it is not possible to secure a degree of heat by the combustion of wood, coal, oil, gas, or spirits, that will fuse the material; the product of the composition will not expand or contract heating or cooling, is not affected by gases or acids, and the finished product will grind steel or cut glass.

The product of this composition is not as cheap as ordinary concrete construction, but is cheaper than fireclay products; and a thickness of one-half inch of the neat composition will endure as high a temperature as is likely to arise in case of fire.

The composition can be combined with trap, crushed quartz or granite, sand and such aggregates, in some cases up to 73 per cent of the bulk of product. This brings the cost low.

For flue linings, chimney blocks and tops, floor and partition blocks, conduits for electric wires, fireproof plaster, and as a scratch coat for stucco, it is an ideal material. The product is formed the same as cement sand products would be. Where fire protection is wanted it is possible to secure it to a certainty with this composition. The process by which the product can be cured and put into use in twelve to twenty-four hours is supplied by E. R. Stowell, New Corydon, Ind., who will be pleased to furnish full information to any of our readers.

## Some New Books

A very practical treatise describing every essential detail pertaining to site, location, arrangements, construction, plastering, heating, plumbing, lighting, decorating and furnishing of the house. The information given in this book is thorough and covers the subject of house construction from the time you choose the location until it is ready for occupancy. It is published by the House Hints Publishing Company, Philadelphia, Pa.

The third edition of "The Lightning Estimator" has just been published by the Bradt Publishing Company, Jackson, Mich., and gives a more complete data and a greater amount of practical information than the two previous editions.

## Antihydrine


An excellent material for waterproofing hollow concrete blocks is Antihydrine and is being manufactured by the Antihydrine Company of New Haven, Conn.

The manufacturers claim that this product is the original waterproof and stainproof material of this kind on the market, and most of the others manufactured are but imitations. It can also be applied to walls and ceilings as well as building blocks and helps to make them both fire and vermin proof as well. It will also preserve all iron work built in walls and can be applied inside or outside. The manufacturers have an attractive card they are sending out giving full information and particulars, and by writing the Antihydrine Company, New Haven, Conn., and mentioning the American Carpenter and Builder they will send you one.

**New Designs in Registers**

The Columbian Wrought Steel Register has recently been placed on the market by the Columbian Hardware Company.

The Columbian is 50 per cent lighter than the old cast registers, but will still carry a greater load. This 50 per cent is a saving in freight expenditure.



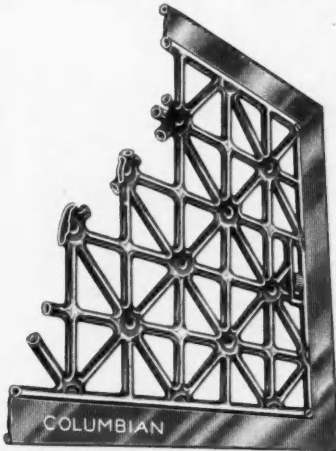
The Grecian design shown in illustration is simple and artistic, harmonizing with the different styles of interior decoration.

Columbian All Steel Registers, on account of their shallowness of box, may be used in side walls as well as in floors and ceilings. This feature helps the dealers, as they only have to carry one line, and not a

special line of side wall registers.

The tubularly constructed face of the Columbian enables it to withstand a sudden blow, strain, or jar, without warping or cracking.

The Columbian face is made from two heavy plates of sheet steel; two distinct plates, namely, a top and bottom plate. These two plates are so closed over each other as to give a tubular construction. This contributes much more supporting strength than if the face were made from a sheet of steel equivalent in thickness to the two plates used. The Columbian faces are so strong that no supporting bars or braces are necessary to strengthen them.



Columbian Wrought Steel Borders are stamped out of heavy steel with corners reinforced securely. The slots for tin box loops are located as in the standard cast iron border. The Columbian border being beveled makes it strong and rigid, and it is furnished in a variety of handsome finishes.

elated makes it strong and rigid, and it is furnished in a variety of handsome finishes.

**Interesting News to Saw Filers**

At last there are hopes of getting away from that old fashioned saw vise with which the circular saw filer had to shift with for years.

On another page of this journal there appears an advertisement of the vise that revolutionizes saw filing.


The newness and goodness of this vise is in its adjustability. A few positions are shown in this column, while any other thought of position can be attained.

These varieties of positions are valuable to the filer because he can have the correct position for every style of saw or cutter tooth and the same time get the proper light to them.

Another excellent feature of this vise is its freedom of protruding levers, bolt heads and overly heavy jaws, each of which contributes to the easy and unobstructed stroke of the filer.

The vise holds the saw at both collar and teeth, which lessens the tendency of buckling saws and prevents that nerve racking vibration at every stroke of the filer.

The manufacturers of this new devise are L. F. Grammes & Sons, of Allentown, Pa. We believe they are placing them with the leading supply and hardware men of whom they




can be bought by the user. If they are not handled by any one they can be bought direct from the manufacturers.

**Wagner Bracket Hanger**

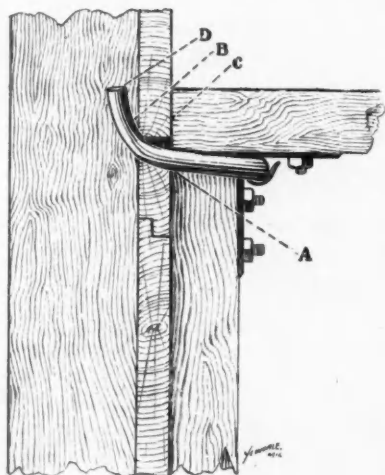
By using brackets fitted with Wagner No. 25 Bracket Hanger Scaffolding on buildings is entirely done away with. The results are: Saving in time, saving in lumber, a stronger scaffold. Two three-fourth holes bored in the sheathing is all that is required for putting them on.

Wagner No. 25 Bracket Hanger has a double hook. It holds the bracket from turning sideways, and we guarantee every hanger to support 1,500 pounds of weight. The hooks are made of one-half inch steel. The plate is made of one-eighth by three-inch steel.



This cut shows four men standing on one bracket fitted with Wagner No. 25 Bracket Hanger. The weight of these

men is 643 pounds. Every one is guaranteed to hold up 1,500 pounds.



hook projecting upward, as at D. It is impossible for it to get out.

### Largest Book of Its Kind

We are in receipt of the largest book of its kind ever published—Catalogue K-7, published by the Miracle Pressed Stone Co., of Minneapolis, Minn.

It contains 84 pages, 9x12, and covers the four leading branches of the great concrete industry; the making of cement building blocks, cement brick, cement sewer pipe and drainage tile, and cement sidewalk tile, including also every tool and appliance known to operators in any of these branches. In fact, it covers many subjects and lists many tools and appliances which a great number of operators have never heard of. It not only tells of their machines and appliances, but it tells how they are used, and why.

It is not only a book of Miracle machinery, but a book of solid information on this great new industry. It is intended for a reliable guide for the cement user—large or small.

The book is being considered by many engineering schools throughout the country as a good practical text book for students. It savors of "Miracle," of course, but it carries the information, nevertheless.

Those of our readers who are interested in this great branch of the building industry should write the above firm. Be sure to write for "Catalogue K-7" to insure getting the correct one.

### Heating Power of the X-Ra

A large grate surface, a capacious and properly shaped fire pot, and a construction that insures an extremely efficient combustion give the X-Ra a heating power unequaled by that of any other furnace. The products of combustion ascend to the center of the radiator, are carried to the front, and around both ways to the smoke exit in the rear. The draft is indirect enough to prevent unnecessary expulsion of heat through the smoke exit, and at the same time is not so indirect as to cause the fuel to be burned with sluggish combustion. In the X-Ra Furnace the fuel is burned with a bright, effective combustion. In some furnaces the draft is carried through drums or is otherwise made so indirect as to cause a weak and imperfect combustion of the





Figure 1 shows one of the hooks through the casing. A shows the lower part of the hook resting on the outside of the hole. This shows that the pull is downward at A and upward at B. You can see that it is almost impossible to put weight enough on a bracket to break it down. C shows how tightly the bracket is brought up against the casing and with the point of the

# HANG ON TO THE PORTER LINE



### MEADOW KING HAY CARRIER

has wide open mouth, with Swinging Fork Pulley. Fills barn closer to the roof than any other carrier.

### PORTER'S CAN'T GET OFF BARN DOOR HANGERS

make the trade hang to you.

**J. E. PORTER & CO.**  
OTTAWA, ILLINOIS

fuel. In such a furnace the smoke pipe may be comparatively cool, but there is an extravagant consumption of fuel, and no matter how much coal is burned, there is very little heat sent through the warm air pipes. In other furnaces the draft is so direct as to cause an unnecessary loss through the smoke pipe.

In the X-Ra these extremes are avoided, its draft system being carefully planned to secure the best results from the fuel consumed. All its interior surface, from the ash pit to the top of the radiator, is good, effective heating surface.

A hot blast properly used adds greatly to the heating efficiency of the furnace, and makes it possible to maintain an even temperature with little fuel and attention.


Our readers will be given fuller information in regard to this furnace if they will write to the Stanton Heater Co., Martins Ferry, Ohio.

**A Well Known Sash Balance**

Pullman Mfg. Company, Rochester, N. Y., are asking you to send for Catalogue A, which is free, and which contains price lists, description, etc., of the well known "Pullman" Sash Balances herewith illustrated.

They are the only Balances that have Steel Frame, Steel Face (not cast iron), Rolled Edge Tape (not slit), Aluminum Bronze Tape (not brass), Enclosed Drum and Hood (not exposed); they have Automatic Adjustment, and do not require any adjusting screw, as the latter makes the tapes buckle and break.

They are the largest makers of Sash Balances in the world, and their goods have been on the market for the past twenty years and are sold in all sections of the Globe.



They are the only Balances that have Steel Frame, Steel Face (not cast iron), Rolled Edge Tape (not slit), Aluminum Bronze Tape (not brass), Enclosed Drum and Hood (not exposed); they have Automatic Adjustment, and do not require any adjusting screw, as the latter makes the tapes buckle and break.

They are the largest makers of Sash Balances in the world, and their goods have been on the market for the past twenty years and are

**College Preparatory Course**

Young men desiring to fit themselves for entrance to resident engineering colleges should fill out and send this advertisement to us to-day and receive our 200 page handbook (FREE) describing our College Preparatory course and over 60 others, including Electrical, Mechanical, Steam and Civil Engineering, Heating, Ventilation and Plumbing, Architecture, Structural Drafting, Mechanical Drawing, Telephony, Telegraphy, Textiles, etc.

**AMERICAN SCHOOL OF CORRESPONDENCE**  
Chicago, Ill.

Name .....

Address .....

City and State.....

Am. Carp. & Builder. 5-06

**Miracle Cement Brick**

ARE FAST DISPLACING CLAY BRICK




Can you afford to stand by and watch cement brick take the lead in building materials without having a share of the large profits? Somebody in your locality is going to get busy. It requires little effort to start manufacturing cement brick. It calls for little money and yields enormous profits.

**THE MIRACLE One-Man Brick Machine** is a small affair at a small price, but it does "Miracles." It is the most substantial machine made. It will wear longer and produce better results. 3,000 to 4,000 brick per day is its average capacity.

Why not obtain one of our large catalogs K-3?

**MIRACLE PRESSED STONE CO. Minneapolis, Minn.**  
Eastern Office: No. 1 Park Row, New York City.



**AN UNPARALLELED OFFER**

To every manufacturer using wook-working machinery of any description, who will tell us he saw this ad in the American Carpenter and Builder, we will send free of charge, one of our

**VAN DUZEN LOOSE PULLEY OILERS**

They do not waste or throw oil—can be used on almost every size and speed of pulley. Tried and tested 15 years. 7 sizes, all brass. Ask for price list 26Z.

**THE E. W. VAN DUZEN CO., CINCINNATI, OHIO.**


**PENNSYLVANIA PAINT & GLASS CO.**

Wholesale Dealers in

Paints, Varnishes, Brushes, Colors, Painters' Supplies, Plate, Window and Ornamental Glass, Rough, Ribbed and Wire Glass, Beveled Plates and Mirrors, Art Glass

Exclusive Distributors for  
Acme White Lead and Color Works' Products

890-902 SECOND AVENUE, PITTSBURGH, PENNSYLVANIA



**THIS MANTEL \$24.00**

Golden Oak, 82 inches high, 5 feet wide. Includes enameled tile hearth and facing, 20-inch oxydized finish combination grate with summer front.

Catalogue E Free—Mantels \$20.00 up. Our handsome large 72 page Catalogue for 10c postage.

**CALHOUN MANTEL & TILE CO.**

KANSAS CITY, MO.

WHEN WRITING ADVERTISERS PLEASE MENTION THE AMERICAN CARPENTER AND BUILDER

**Tile Floors AND Bath Rooms**

Send Sketch of Space for Prices

They want fifty thousand Carpenters in the United States to have their catalogue within the next sixty days, and are anxious to have you send for one.

### Strictly Fireproof

The "Acme" sheet metal lath, manufactured by the Canonsburg Iron and Steel Company of Pittsburg, Pa., while not new and untried as attested by its use in many public and private buildings throughout the country, is modern and up-to-date in every respect. In its construction the makers have endeavored to combine all the good qualities of all other makes and eliminate all the objectionable, and bearing in mind that the old wood lath excels in many desirable features any metal lath heretofore put on the market, they have as far as possible incorporated them in the "Acme." The "Acme" is made from a good grade of metal, coated to prevent rust. When sheet metal lathing was first introduced it was supposed (or perhaps the price had something to do with it) any cheap, open grain, porous material would answer. This was found to be a very serious mistake. Nothing but a metal of good solid body should be used. The extremely low grade is dear at any price. The regular stock size of "Acme" lath is 15 inches by 96 inches. Special lengths can be made to order. Through the center and on each edge of the sheet runs a bead which adds greatly to the rigidity and by lapping one bead over the other a perfect joint is formed—an important feature possessed by no other metallic lath.

To sum up, "Acme" sheet metal lath is fireproof, is rigid when in place, no bulging or bagging, flexible enough in

the sheet to be readily formed into desirable shape, requires no extra support or backing, economical in the use of mortar, one smooth side admitting of rapid work in applying mortar, reversible, mortar applied from either side will key perfect, no cutting edges, mortar properly supported when green, can be readily put up, makes a perfect joint, crack proof, vermin proof, simplest, strongest and, taking everything into consideration, cheaper than any other fireproof lathing on the market. See their advertisement on another page of this issue.

### Block Machines by Carload

The statement issued monthly by the Ideal Concrete Machinery Co., of South Bend, is not only a unique piece of business advertising, but is an evidence of the enormous strides made by this firm in the sale of their Ideal Block Machines, and allied products.

Their March Bulletin has just been received, and under the heading "Straws Which Show the Way the Wind Blows" we find 207 shipments, reaching into 29 states—one being a solid carload and two shipments going into Cuba.

### Montross Metal Shingles

Of the many forms of roofing now on the market perhaps none are making greater strides in sales than the metal shingles, showing that its many features of advantage appeal to the careful investor. It is fireproof, stormproof, and can be easily and cheaply laid by anyone capable of using a hammer and nails, and with sufficient intelligence to follow the printed instructions sent with each shipment.

In this connection we would direct attention to the prod-



LITTLE SPACE  
LITTLE MONEY

### RIG OPPORTUNITIES

**IN CONCRETE  
CONSTRUCTION**

LARGE FIELD  
LARGE PROFITS

We want to tell you why the

**Famous Miracle Double Staggard Air Space Block** is gradually displacing all other building materials.

We want to tell you what machines to buy and why.

We want to give you a license to manufacture under our patents.

We want to give you a monopoly.

If you want a big book giving complete information on the whole concrete industry, send for Catalogue K-2.

**MIRACLE PRESSED STONE CO., Minneapolis.**

Eastern Office: No. 1 Park Row, New York City.


# GODELL MITRE BOX

MADE ENTIRELY OF STEEL

NO MORE BREAKING. FIRST  
in QUALITY and IMPROVEMENTS

Automatic Stops for Holding  
up Saw. Corrugated Backs.  
Graduated. Gauge for Dup-  
licate Cuts and many other features

If you want the best you will take no other  
Send for Circular C.



**GODELL MFG. CO., Greenfield, Mass.**



uct of the Montross Metal Shingle Company, of Camden, N. J.

This firm is placing on the market more individual designs than perhaps any other concern engaged in business, and are, consequently, meeting with corresponding success, as the buyer has so much to choose from he is pretty sure to strike something that meets his fancy.

They have just issued another edition of their handsome catalogue, describing the advantages of each of their several styles. If you have not received one it will pay you to drop them a postal.

**Can You Make a Mitre Box ?**


Years ago this was one of the stock questions asked by the employer of the journeyman applying for a job. The making of a mitre box was one of the things that tested the skill of the workman, for to select and dress out the stuff, true it up, get it together, lay out the cuts and saw them so that they could make an accurate mitre was not within the range of the ordinary workman. Many a workman has been surprised when he tested his cuts to find they would not make a perfect joint, and many a one has shown more ingenuity in patching up his mitre box than he showed workmanship in making it.

This question has now become nearly obsolete in consequence of the mitre boxes at present on the market being so arranged that not only a mitre can be accurately cut but any variation of the angle which may be required. They are also well arranged for kerfing by having gauges which may be set so that the saw will reach certain depths in every case.

So perfect is the mitre box manufactured by the Stanley Rule & Level Co. that it would be difficult for the most fastidious workman to suggest an improvement. He not only can do his work accurately but the box is so constructed that it can be taken down when not in use and in this condition occupies but very little space.


**SPECIAL OFFER TO CARPENTERS**

**BUILDERS AND OWNERS OF HOMES**




Ives Patent Window Ventilating Lock, a Safe-Guard for Ventilating Rooms, Pure Air, Good Health and Rest Assured.

To introduce this article, Four Ventilating Locks in Genuine Bronze, Brass or Antique Copper Finish will be mailed to any address prepaid for One Dollar. Will include a fifty page Hardware Catalogue and Working Model to Carpenters who wish the agency to canvass for its sale. Address,



**THE H. B. IVES CO.**

NEW HAVEN, CONN., U. S. A.



**MIRACLE More Money Molds**

Every town or locality uses sewer pipe or drain tile. Yours does. Your customers (that might be) are buying clay pipe or tile at big prices, paying big freight rates, and buying in carload lots against their wishes. Somebody in your locality will soon learn of CEMENT tile and the Miracle Molds for making them. Why don't you? Cement tile can be made cheaper than clay and will sell for equally as much. The Miracle Improved

Molds make this possible. They can be removed immediately after tamping. Sales amounting to 100 pieces of pipe or tile 10 in. and larger will pay for your outfit and leave a handsome profit.

Our Catalog K-4 will tell you all about it  
**MIRACLE PRESSED STONE CO. : Minneapolis**  
Eastern Office: No. 1 Park Row, New York City

**I CAN CURE CANCER**

At Home Without Pain, Plaster or Operation, and I Tell You How, FREE.



\*\*\*\*\*

I Have Proven Cancer Can Be Cured at Home. No Pain, No Plaster, No Knife.—  
**Dr. Wells.**

\*\*\*\*\*

I have discovered a new and seemingly unfailing cure for the deadly cancer. I have made some most astonishing cures. I believe every person with cancer should know of this marvelous medicine and its wonderful cures, and I will be glad to give full information free to all who write me and tell me about their case. Peter Keagan, Galesburg, Ill., had cancer of the mouth and throat. Doctors said, "no hope." Mr. Keagan wrote: "It is only a question of a short time—I must die." Today his cancer is healed up and he is well. My marvelous radiatized fluid did it. It has other just such cures to its credit. It is saving people every day and restoring them to health and strength. If you have cancer or any lump or sore that you believe is cancer, write today and learn how others have been cured quickly and safely and at very small expense. No matter what your condition may be, do not hesitate to write and tell me about it. I will answer your letter promptly, giving you, absolutely free, full information and proof of many remarkable cures. Address,

**DR. RUPERT WELLS**  
1333 Granite Building, St. Louis, Mo.

**\$7.98 EXTRA TROUSERS FREE and SUIT CASE**



**Guaranteed Value \$7.00 Cash**

To introduce our famous made-to-measure custom tailoring, we make this unequaled offer of a **Genuine Cheviot or Cassimere Suit** made to your measure in the latest style; well made and durably trimmed, for only **\$7.98**

Equal to your local tailor's \$15.00 suit, and give you a pair of **French Worsted Trousers** and handsome gentleman's or ladies' size dress suit case **FREE**.

**YOU DO NOT PAY US ONE CENT** until you have received suit, tried it on in your home, and found it a perfect fit and exactly as represented.

Write for **Free Samples** of our newest woollens for Spring and Summer wear, from which we make our **\$7.98 suits**, self-measurement chart, tape and full particulars.

Send no money but write to-day.  
**THE GENTS' COMPLETE OUTFITTING CO., Dept. E-298**  
242-244 Market Street, Chicago  
Ref.: Royal Trust Co. Bank, Chicago, Capital and surplus \$1,000,000.00.


**THIS ELEGANT FREE SUIT CASE FREE EVEN IF YOU DON'T ACCEPT A SUIT MADE BY US**

**Wood Push-Button Sale**

Our special sale of wood push-buttons, ash or walnut. A 16c push-button for 20c each. We have a stamped brass push-button, retails at 20c, we sell them at 12c each, brass or bronze. Others if wanted.

**Smith Electrical Supply House**  
207-213 E. Van Buren St., Chicago, Ill.





Apply Johnson's Electric Solvo with a brush. It will immediately soften all the old finish.

Now remove the old finish with a putty knife.

Using Steel Wool to remove the old finish from carvings and mouldings.

Wipe the wood clean with a cloth saturated with benzine or wood alcohol.


# The Refinish

To properly refinish all old woodwork, furni



**Johnson's Electric Solvo** for softening old finish upon wood, glass or metal so that it may be easily removed.


Apply with an ordinary varnish brush and allow it to remain until the old finish becomes softened, then remove with a putty knife and Steel Wool. Now wipe clean with a cloth dampened with benzine or alcohol. It will leave the wood bare and clean, ready for the new finish. List Prices:—Gallon cans, \$2.50; half-gallons, \$1.25; quarts, 75c.; pints, 40c., and half-pints, 25c.



**Johnson's Wood Dye** for the artistic coloring of all wood. Apply with a camel's hair or fitch brush. It will immediately penetrate the wood, properly coloring it. It does not raise the grain, but brings out the beauty and high-lights of the wood. With Johnson's Wood Dye inexpensive woods such as cypress, Southern and Western pine may be made as beautiful as hardwood. Made in the following shades:

- No. 130, Weathered Oak; No. 131, Brown Weathered Oak; No. 132, Green Weathered Oak; No. 128, Light Mahogany; No. 129, Dark Mahogany; No. 172 Flemish Oak; No. 140, Manila Oak; No. 126, Light Oak; No. 123, Dark Oak; No. 110, Bog Oak; No. 121, Moss Green; No. 122, Forest Green; No. 125, Mission Oak and No. 178 Brown Flemish Oak.

If you prefer a high glossed, shiny finish, varnish may be applied over the dye instead of Johnson's Prepared Wax. List Prices:—Gallons, \$3.00; quarts, 85c.; pints, 50c., and half-pints, 30c.



Now apply Johnson's Wood Dye, the desired shade, with a camel's hair or fitch brush.

When dry, spread on Johnson's Prepared Wax with a cloth.

Bring to a polish by rubbing with a dry cloth or polishing mitt.

Johnson's Electric Solvo, Wood Dye and Prepared Wax and these tools are all that is necessary to properly refinish all old wood, furniture, woodwork or floors.

# Finishing of Wood

For furniture or floors we recommend the following preparations:

**Johnson's Paste Wood Filler** for filling the grains of all wood, soft or hard. Our Natural Paste Wood Filler No. 10 should always be used when finishing all wood, soft or hard, natural. One coat of varnish or wax over our Paste Wood Filler is a better finish than two coats of varnish or wax upon the bare wood. For shades of golden, dark or antique, antwerp or green antwerp, we recommend our Paste Wood Filler, the desired shade, instead of our Wood Dyes. List Prices:—18c. per lb. in one-pound and two-pound cans; 12c. per lb. in twenty-five pound cans.



**Johnson's Prepared Wax** "A Complete Finish and Polish for all Wood." It is entirely different from any wax finish on the market, as it contains a very large percentage of hard polishing wax, making it easy to bring it to a beautiful and permanent polish. Our Prepared Wax should be spread on with a cloth and polished with a clean, dry cloth, polishing mitt, or when used upon floors with a weighted brush. When applying wax over dark Paste Wood Fillers or Wood Dyes, we recommend our Prepared Wax Black, exactly the same as our regular wax, except the color.

We are very anxious that every painter become acquainted with the advantages of our leading specialties. To carry out this idea we make this free proposition to every reader of this magazine.

**Free Offer** If you will give us, on the coupon below, the name and address of your paint dealer, or better still, his card, we will send you by express, prepaid, a sample can of Johnson's Electric Solvo, Wood Dye, any desired shade, and Johnson's Prepared Wax Black. Please bear in mind that these samples will not cost you one cent; all we ask is the card, or name and address, of your paint dealer. We must have this information. Don't delay—send today and learn of the best method of refinishing wood.

**S. C. JOHNSON & SON, Racine, Wis.**  
 "The Wood-Finishing Authorities."



ACB5

**COUPON**

S. C. JOHNSON & SON,  
 Racine, Wis.  
 Gentlemen: My paint dealer's name is

His address is


Please send by express, prepaid, free samples of Johnson's Electric Solvo, Wood Dye (state shade desired) . . . . . and Johnson's Prepared Wax Black. I agree to test the samples, and if I find them satisfactory I will insist upon my dealer supplying me.

Name . . . . . Address . . . . .

SEND FOR OUR CATALOG, "HOME HEATING"

# HOT-WATER HEATED \$198

by **ANDREWS SYSTEM** EACH



14 ANDREWS HEATERS IN ONE BLOCK      AVERAGE PRICE \$198<sup>00</sup>

**IT IS WELL WORTH READING**

## 1906 CATALOG Of Hot Water and Steam Heating

Our new catalog explains fully the principles and advantages of hot water heating, based on 18 years' experience in the cold Northwest, and describes how any carpenter or mechanic can erect the Andrews System in any building from complete plans and directions which we send with each heating plant, saving plumbers' charges.

This book should be in the hands of every contractor and builder. Send your address and names and addresses of two other people who expect to buy heating plants and we will send our catalog postpaid.

**WE DO IT RIGHT IN 44 STATES, CANADA AND ALASKA.** Our catalog contains a partial list of our customers from all parts of the country. Look them up and examine the Andrews System in your vicinity.

**PRICES.** We will sell you the plant with all material complete, pipe cut to fit so you can erect it yourself. The cost of each heating plant here shown is based on Minnesota climate and includes an Andrews Steel Boiler, richly ornamented radiators, for every room except the kitchen, pipe cut to fit, fittings, valves, gold bronze, brushes and all other material ready for use, with diagrams and directions so plain and simple that any man handy with tools can erect the plant and save money. You can in this way include the heating plant in your general contract for the building.

**FACTORY TO USER.** We design, manufacture, guarantee and sell each plant direct from Factory to User, giving you the lowest price for the value. Estimates free. **ALL PLANTS GUARANTEED AND SOLD ON 360 DAYS' TRIAL FREE.** Freight rates equalized. **Old Houses Easily Heated.**

**ANDREWS HEATING CO.**      389 LaSalle Building, Chicago  
89 Hennepin Ave., Minneapolis

MANUFACTURERS      CONTRACTORS      CONSULTING ENGINEERS

UNITED STATES

ALASKA

NEW FOUNDLAND

CANADA

### THE STANTON SEAMLESS WARM-AIR FURNACE



For burning soft coal, slack or wood.

---

### THE X-RA CAST FURNACE

For burning hard or soft coal.



Our catalogues tell why they are the best. We sell direct to Contractors and Users where we have no dealer. Write for catalogue and prices, and send sketch of building for free estimate of cost of Furnace and material.

**THE STANTON HEATER CO.**  
MARTINS FERRY, OHIO

### BRAND NEW FURNACE BOOK FREE

Tells how to plan a building right for heating by furnace; where to place the furnace; pipes, registers; what kind of chimney to build, etc. Read it. You'll learn how to select a heater; you'll know the good and bad points of furnaces. It also tells of a furnace you can erect yourself.




### THE LEADER STEEL FURNACE

is sold direct from factory to your home \$49.00, freight prepaid east of Omaha. You can put it in yourself without an expert's help. We help you by furnishing complete plans. Write for the book. It's free. Write this minute on a postal and ask for it.

**\$49**

**HESS WARMING & VENTILATING CO.**  
720 Tacoma Building, Chicago, Illinois

### Manufacturing Builders - Wire, Iron, Brass and Bronze Goods




**Bank and Office Fixtures**  
**Stable Fixtures**  
**Fencing, etc.**

**Acme Fancy Wire Works**  
Cor. Canfield and Moran  
DETROIT, MICH.

Write for Catalogue.

# What Lorenzen is Doing for You, Mr. Contractor - Builder



These illustrations represent some of our expensive magazine advertising this season.

You will notice its attractiveness and high class character. It is a guarantee to people of refinement that Lorenzen Mantels are of superior quality.

Hundreds of thousands of readers are already familiar with our products and the constant repetition of the name "Lorenzen" from month to month means inquiries to contractors, builders, architects and dealers in general.

Now, if you will become the sales-agent for

## Lorenzen Mantels

we will throw all our efforts your way to aid you in making sales.

**Besides that, we have a plan for protecting you, no matter who receives our catalogue, or what prices we quote to inquirers.**

This is something no other mantel house in the United States will do, and if you wish to learn more about it, write us *now* for full particulars.

This is well worth investigating.

Lorenzen Mantels have a reputation that in itself is valuable, and when we tell you what our plan for your protection is, you will certainly agree with us that it pays to handle Lorenzen Mantels.


**Write us today on your business letterhead, and we will tell you how our dealers make money selling Lorenzen Mantels.**

Fifty Lorenzen Mantels recently selected by the U. S. Government and shipped to Peking, China, to be used in the new Legation Buildings, evinces the merit of the Lorenzen product.

**Ask for our big 100 page catalogue, a most beautifully illustrated book of Mantels, Grilles and Fireplaces. Sent Free.**



**CHAS. F. LORENZEN & CO., Inc., 261 North Ashland Ave., Chicago.**



## OUR MAIL ORDER BUSINESS

Is constantly growing and we have a host of satisfied customers scattered throughout the country, which is pretty good proof that our **GOODS, PRICES** and **METHODS** are **RIGHT**. If you are now in need of

### Mantels, Tiles or Fire Place Goods

Write us concerning your requirements

You will find our prices attractive and the goods exactly as represented

**DON'T FORGET—WE PAY THE FREIGHT**

**The A. W. Burritt Co.**  
"THE MANTEL FOLKS"

**450 Knowlton St.,  
BRIDGEPORT, CONN.**

**DO YOU WANT TO EARN?  
\$5 TO \$8 A DAY**

**The Man that has a Trade earns just that.**

A course of **PRACTICAL INSTRUCTION** in either **PLUMBING, BRICKLAYING** or **PLASTERING** in **THE ONLY SCHOOLS IN THE WORLD** recognized by **THE UNION** qualifies you to earn such wages. Our graduates are admitted to the Plumbers' Union. You do not have to serve a 6-year apprenticeship. A course of **PRACTICAL INSTRUCTION AT YOUR OWN HOME** for those that cannot attend our schools.

Special Tuition Rate for American Carpenter and Builder Readers.

**COYNE BROS. CO.,** SCHOOLS OF PLUMBING,  
BRICKLAYING AND PLASTERING  
New York, Chicago, Ill. St. Louis, Mo.

**COUPON.**  
**COYNE BROS. CO., 239-241-243 Tenth Ave., New York.**

Please send your free catalogue describing fully the course above which I have marked an X.

Plumbing (Home Course) Plumbing (School Course) Bricklaying  
Plastering

NAME.....

ADDRESS.....

AMERICAN CARPENTER AND BUILDER

## FRESH AIR *and* HEAT

**INSURED BY THE USE OF THE  
HEITLAND RETURN-DRAFT GRATE**

It burns wood, coal or gas. In the majority of cases it can be installed without any tearing out of your rooms. It will heat two floors if desired and is a constant and perfect ventilator.


It gives to your rooms all the advantages of the old-fashioned open fireplace with none of its disadvantages. Costs less to maintain and is more satisfactory than any other grate on the market.

**Guarantee**—if after one winter's use our grates fail to give you satisfaction return same at our expense, and we will refund your money.



Send for our special catalogue. It also includes a full line of Wood Mantels, Fireplace Furnishings, etc. Free on request.

**Heitland Grate & Mantel Co.**  
827 Maine Street, Quincy, Ill.

Note in the diagram the thorough circulation of heat. Not only throws out into the room its own heat but heats air in chamber directly over bed of fire. Uses smallest amount of fuel, gives off greatest amount of heat.



# The Cement Block For You



If you are planning to go into the concrete block business, don't buy an expensive machine that makes blocks of questionable quality. Don't do it, because you can make more blocks, better blocks and cheaper blocks with

## The Mandt Hand Tamping Outfit.

We can't tell you all about it here—you must send for the catalogue to learn of it's many points of excellence and superiority. But look at the blocks that it makes. See how one block binds three others. See the continuous air-space throughout the wall and in addition note that the blocks themselves are hollow, making a **TRIPLE AIR-SPACE.**

With this outfit you can make blocks for every possible use, in Smooth, Rock, Chiseled, Paneled and Corrugated faces. Every size, too—all fractions of an inch from the regular mold

Write for the catalogue today—now. Learn more about this system which is heartily endorsed by Architects and Contractors everywhere. Remember our outfit costs about one-fourth of what others do. Your name on a postal will bring booklet by return mail. Send today and learn the best way to make blocks—


and  
Money.

# MANDT- POWELL

Concrete Machinery  
and Foundry Co.  
STOUGHTON, WISCONSIN.


## Hollow Concrete Walls and Partitions---Two Piece System

**WHEN YOU FIND**—That one piece hand tamped blocks make wet walls,  
 That such walls are not stone but cemented sand,  
 That damp sand and cement will not make true concrete,  
 That tamping damp sand displaces that already tamped adjoining,  
 That this produces a block lacking in density,  
 That you cannot safely plaster on such a wall without expense of furring,  
 That you have a soggy wet wall for days succeeding every storm,  
 That you have a wall with only thirty per cent of air space.  
 That you have no continuous horizontal air space,  
 That you have a wall with no cross bond,  
 That you have a system, requiring two men to handle a block and a derrick  
 to put it in the wall,  
 That you have a system slow and laborious in manufacture and laying,  
 That you have no way of facing your work : (Patented)  
 Then write to—



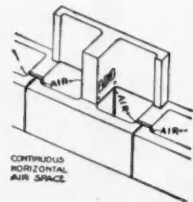
### THE AMERICAN HYDRAULIC STONE CO., Century Building. Denver, Colo.

Ask for a prospectus describing the two piece wall containing the header bond, made of True Concrete, stronger in a 1 to 10 mixture than hand tamped damp sand and cement is in a 1 to 3 mixture. Every block made under heavy pressure, in steel moulds, in one set of which all the different widths of wall from 2½" to 17" can be made by simply changing the adjustment, making a wall 50% hollow containing an air chamber both in the horizontal and perpendicular, through which moisture, heat and cold cannot penetrate—a block easily handled by one man—to which any facing desired ¼" thick is applied before the block is pressed; one thousand square feet of wall per ten hour day made, cured, and cared for with nine men—three times the daily product possible under any other system.



(Patented) UNIVERSITY OF ILLINOIS Champaign, Ill., Sept. 29, 1904.

Gentlemen:— \* \* \* I have, I believe, investigated all the principal systems of hollow concrete wall and partition construction now on the market, and have no hesitation in saying that your system of manufacturing is the only one I know of that obtains perfectly satisfactory results both in the block and in the finished wall.  
 Very truly yours, (Signed) JAMES M. WHITE,  
 Professor of Architectural Engineering.



**W**HY not manufacture your own Building Blocks?  
 We have the machine that will do it. The machine that makes the right kind for all buildings.

It makes building-blocks from 4 to 32 in. in length, and any height from 4 to 12 in.

It draws the cores, opens end plates and draws the division plates with one operation, working simultaneously.

It makes two 16 in. or one 24 in. and one 8 in., or one 16 and two 8 in. and one 32 in. blocks.

It makes sills, lintels, water table, coping, and sidewalk tile up to 48 in. in length and 24 in. wide.

No cogs, no gears, no chains, no cranks, no levers in the way, no iron pallets needed, no bolts to remove in changing cores, no bolts to remove to adjust, no hopper to remove, no square needed, no broken corners, no breaking corners by drawing division plates, no skilled labor required.

**THE HANCOCK BLOCK MACHINE CO., Lestershire, N. Y.**

Patented Nov. 7, 1905. Pat. applied for. Write for Catalogue and Price.

## Waterloo Concrete Brick & Block Mach. Co.



**ONE** movement of the lever operates the **ENTIRE** machine, consuming the least time for operation of any machine. Two men will make 250 blocks per day.

Our block is patented. Has double, a vertical and horizontal air space.

The brick attachment makes 18 brick as easily as a block.

No gears or chain to clog or break.

Write for catalogue "B." **O. H. SWEENEY, Sec.**

Agents Wanted. 101 E. 4th St. **WATERLOO, IOWA.**

Southern Agents, **SILVERA & GADSDEN, Savannah, Ga.**

Agents for the Pacific Coast, **C. J. TALLON & CO., 618 Bailey Building, Seattle, Wash.**



# The Real Question About Concrete Mixers

## When Ordering a Mixer


for making concrete, mortar, pulp, briquettes, block fuel or any other requirement, the important question is—will it produce a perfect product?

Failing in this, any other features of claimed excellence are unworthy of consideration.

It stands to reason that concrete machines having for mixing devices paddles, scoops, shelves or blades attached to the inside of the periphery of the mixing receptacle merely pocket as much as they will hold of some ingredient as it enters the chamber and carry it around, cutting through but not mixing with the main mass of material at the bottom of the receptacle, and this ingredient, carried by these devices, is not removed, or mixed, until the batch is discharged.

The inevitable result is an imperfectly mixed, inferior quality concrete.

In trough mixers provided with spirals, the materials are merely pushed along in layers, and any distribution of cement that may be done is accomplished by the uncertain action of water.



## The Chicago Improved Cube Concrete Mixer

has no inside scoops or paddles—nothing but breaker rods, with an interior absolutely smooth and free from complicated mechanism.

At 15 revolutions a minute the entire contents of the cube are thrown back and forth and broken over the breaker rods 90 times—a more thorough mixing than is secured by any other mixer.

There are no pockets, scoops or blades to separate the ingredients.

The breaker rods break up any possible lumps or masses in the material, and it is impossible for ingredients to adhere to them—no possibility of balling up or clogging—the entire batch must be evenly mixed, insuring perfect concrete.

As a mortar mixer it has no equal.

It is the only mixer which can be dumped by the same power that operates the machine. We control all patents covering this device.

There are no insides to clean, and no paddles, scoops or shelves to clog, wear out and get out of order.

It requires less power to operate than any other mixer, consequently uses less coal and requires less labor.

The "Chicago" has fewest number of parts, requires least time to mix, and insures absolute uniformity of concrete. Sizes and mountings for every equipment. Write for Catalogue No. 40.

## Municipal Engineering and Contracting Company

General Offices: Railway Exchange

--

--

CHICAGO, U. S. A.

New England Agents: The Dyar Supply Co., 7 Sudbury Street, Boston

New York Office: 150 Nassau Street



# The "Runyan"

Is the only machine that is an absolute success in making blocks face down or lateral—also brick. It can be changed from one form to the other in less than ONE Minute. It can be changed from a block machine into a brick machine in FIVE Minutes. One lever does all the work. THREE machines in one—for one price—Cheapest and best machine on the market

Write for catalog and prices to

C. M. RUNYAN & CO. Sales Agent  
ELYRIA, O.




**Strong, Simple, Durable**  
Capacity limited only by what can be fed into it. It's doing business all the time. Operated by 3 H. P. gasoline engine, the entire machine when equipped weighs but 1,700 lbs.

# The GRANT

## The Mixer that Mixes

Dry Concrete, for it is not a revolving drum or cube

It has the dry and wet mix of our famous CONNOLLY and, of its character, is the lowest priced concrete, cement and mortar mixer equipped with power on the market.



The rapid and peculiar motion of its 23 paddles attached to the center (mixing) shaft, making 62 revolutions a minute, throwing the material over itself and giving it lateral and edgewise thrusts, the entire product gets a thorough and absolutely perfect mix.

We make and try to keep in stock our Special Type of Grant with mixing cylinder 10 ft. in length and equipped with 53 paddles, a superb mixer designed for dry concrete. This we sell with or without power, stationary or on wheels, and is essentially a machine for block and all kinds of artificial stone work.

Make no mistake but send for Booklet "G" and prices.




Ready for Shipment

U. S. CONCRETE MACHINE Co., Majestic Bldg., Detroit, Mich., U.S.A.

# Get the Best

Our 1906 model FACE DOWN MACHINE makes blocks hollow or solid, all lengths and widths. Makes circle, octagon, hexagon, veneered, crown moulding, and many fancy blocks, also water tables. Send for Catalogue No. 5.



COLTRIN MFG. CO.'S BLOCK MOLD

The BOOS  
A U T O -  
M A T I C  
B R I C K  
M A C H I N E  
will make  
standard  
brick, plain



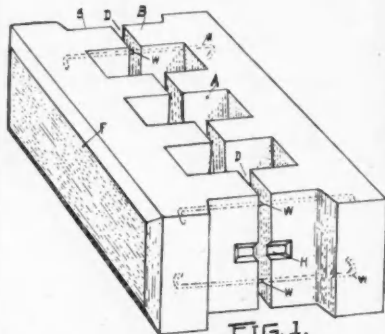

BOOS AUTOMATIC CEMENT BRICK MACHINE  
or rock

face, designed especially for facing the brick. Compare its merits with its competitors, the rapidity of its work, quality and uniform size. One man can turn out brick faster on this machine than two men will mix the material and put on table for him. Address,

**Coltrin Mfg. Co.**  
140 West Main St. ::: JACKSON, MICH.

## THE SCOTT CEMENT BLOCK MACHINE

The most Perfect Machine in the World,  
and we would like to "Show you."



machine is speedy in operation, simple in construction and perfect in production.

Our Metal Bond Block makes a perfect hollow wall.

Write for particulars and prices

**C. L. SCOTT MANUFACTURING CO.**

Factory and Office at RICEVILLE, IOWA

This machine is not the product of some aspiring "genius," with no other thought than making blocks, but was designed after two years of thought and testing by one of the foremost architects and builders of the country. It is endorsed by all practical builders as the height of mechanical construction. A simple working lever does the whole business. Sides and ends of the mold are moved away from the block simultaneously, each member moving at a direct right angle from the face of the block. Blocks are fully protected while being moved, thus insuring no chipped or damaged blocks. Any size, shape or design may be made. All plates are interchangeable and may be changed in an instant. We court the most complete comparison with all other machines. The Scott

## SUPERIOR THE BEST CONCRETE BLOCK MACHINE



The SUPERIOR makes the stone with the face down or in the bottom of the flask, which permits of the use of fine rich material for the face and coarser, cheaper material for the main body of the block.

It is manufactured by

**T. O. EICHELBERGER COMPANY**  
DAYTON, OHIO

who will gladly tell you all about it. Write them.

# NOT BETTER THAN THE BEST

*BUT AS GOOD AS THE BEST*



**WE** KNOW that the block made on the Coryell Machine will make a dry inside wall, because they have been tested out the past winter.

**The Machine is Right  
The Block is Right, The Price is Right**


We give you more for your money than you can buy anywhere. We have placed a large number of these machines the past season, and all are giving the very best satisfaction. We make the price right, because we sell

direct to the customer, saving all salesmen's commissions, and give the purchaser the benefit. Ask and you shall receive a catalogue.

Manufactured by **KELLS FOUNDRY & MACHINE COMPANY**  
ADRIAN, MICH, U. S. A.

## Time Saved is Money Made

The Francisco Block Machine  
Makes 4 Blocks in 3 Minutes




The **Francisco Block Machine** is adjustable to make everything required to build a building, such as circles, octagons, angles, water table, caps, sills, any length desired up to 6 feet. Four 16-inch blocks or two 24-inch blocks or two 32-inch blocks, or four 32-inch veneered slabs, made at one operation. Also makes interior finish, such as base, casing, molded heads, wainscoting, wainscoting molding, also sectional block, any width from 1 1/2 inches to 32 inches. Makes blocks face down from wet concrete—2 sand, 1 cement—for facing, balance block, 1 cement, 3 sand, 7 parts crushed stone or gravel. We also furnish device for making concrete pallet.

Come to Columbus and see a process of making blocks different from any on the market. No sprinkling required until blocks are turned from wood pallet. Will also show a side-face machine that will make length up to 60 inches, adjusted to make width 24 inches wide. Molds to make blocks, from \$10.00 to \$15.00 each. Patent fence mold, \$10.00.

The price of the outfit will surprise you.  
Send for catalogue "G."

**THE FRANCISCO ADJUSTABLE BLOCK MACHINE CO.**  
COLUMBUS, OHIO



Side Face Machine

The "REED" machines are in the lead. **TIME IS MONEY!** Why not save Time and make Money? Why use a Machine that you tear down and set up every time you manufacture a block.

Why "NOT" use a machine when adjusted for the dimension of block desired which manufactures blocks and not waste time in tearing down and setting up for every block of the same dimension produced? The Reed Face Side and Face Down block and brick machines are simple, rapid and adjustable. Blocks and brick are raised or turned out of machine. Capacity 350 to 600 blocks, and 6000 brick in ten hours.

If interested it will pay you to write us at once.

The Wichita Coal & Material Co.  
WICHITA, KANSAS



# EUREKA

*We have found it*

Automatic, quick, and perfect operating concrete machinery. Six kinds of block machines stationary and portable, side face and face down.

Four kinds of brick machines.

Two kinds of drain tile machines for small tile.

The best mold for round sewer pipe from 6 to 24 inches.

Reinforced three piece construction for large sewers, conduits, etc.

Fence post and sill machines.

Mixers and gas engines.

Send 25 cents for Catalogue and instructions on concrete work

**THE BESSER MANUFACTURING CO.,**  
302 South Second Ave., Alpena, Mich.

Artistic Cement Blocks are the Keystone of Successful Concrete Construction



With a Perfection Machine you can make Artistic Blocks for any style House

**Don't content yourself simply with foundation work. Buy a machine that will make suitable blocks for any part of the building, from grade line to roof.**

**The PERFECTION MACHINE WILL DO THIS**

With our machine you can make veneer blocks any thickness, also hollow blocks. This covers rock, plain, panel and sunken panel faces, round and square cornered chimney blocks, with any face, and many other designs. Our machine will face blocks on both or all sides for porch and porch column work. It will make octagonal and round corner blocks; water table, gable and inside corner blocks; broken Ashler with return corners of all the different patterns, one-half the length of the block; and blocks for arches, doors and windows. Our machine will also make two Roman brick at a time, 2 3/4 x 4 x 16 inches.

**FOR CARPENTERS AND BUILDERS**

A finished cement block for fine residences is an absolute necessity. To be successful you must have a block machine that will form the concrete in the best size and most artistic shape with the least labor. For that reason you should investigate the Perfection machine. It is the only one on the market that tamps the block on the face and it turns out material faster than any hand tamped machine. It is simple in construction and for that reason saves much time. Write us for particulars.

**BARKER & NIGHSWANDER, Marine Bldg., TOLEDO, O.**

**HAVE YOU SEEN THE "NATIONAL"?**

Behind it stands a written guarantee.  
It is the embodiment of mechanical simplicity.  
Its product is unvarying in accuracy and perfection.  
There is no block too difficult to be made on the one machine.

The "National" is a face down machine without springs, cogs, gears, cranks, levers or other complicated devices.

**A LOW PRICED MACHINE:** With each machine a verandah block machine is given. Complete attachments go with the machine without extra charge, as follows: Octagon, acute angle, face plates for rock, and plain in 16" and 20", two plain for fractional, two standard or open end doors 12", one plain end door, one rock end door, three steel dividing plates for half, quarter, etc., plate for inner corners, double tamping bar, face plate half rock and half plain, one octagon, 1/4 clamp, one core for 20" and one for 16", and one for half block and several other valuable attachments. All for one price.

**NATIONAL CEMENT MACHINE CO., Carpo Block, Bay City, Mich.**

**The Perfection Cement Block Machine**

Patent Applied for

**Price**

**50**

**Dollars**

Makes the BEST Hollow Cement Blocks of any Machine on the Market. It Tamps on the Face, an Important Fact to Consider when Purchasing a Cement Block Machine.

Just the thing for the Mason, Bulder. Contractor or any person with small capital desiring to enter into a

**PROFITABLE BUSINESS**

This machine has reached the height of perfection in Simplicity, Durability and Quickness. DON'T DELAY! DON'T HESITATE! Send for our Descriptive Circular and Prices.

**Weight**

**700**


**Pounds**

Manufactured by

**Enterprise Foundry Company** Office and Works: 84 OLEAN ST. ROCHESTER, NEW YORK

This Machine is all IRON

WHEN WRITING ADVERTISERS PLEASE MENTION THE AMERICAN CARPENTER AND BUILDER



**THE CHEAPEST METHOD OF CONCRETE CONSTRUCTION IS THE  
MONOLITH CONCRETE FORM**

Builds a permanent reinforced hollow wall without a mortar joint, requiring no expensive labor. Makes an absolute, moisture and frost proof wall, and is especially adapted to dwelling foundations. They do not require the expense of a plant to manufacture a finished product, and will last a life time. There is no expanding of the frame work, causing unsightly swells and waste of material, as is so common with plank forms. For prices and descriptions, address

**Monolith Concrete Construction Co., 31 Hathaway Bldg., Milwaukee, Wisconsin**

**THE MULTIPLE-AUTOMATIC  
PEERLESS**



Showing Peerless closed ready to make two 8, 10 or 12x24 in. blocks at once.

**THE MACHINE OF OUTPUT AND VARIETY**

A COMBINATION THAT IS REVOLUTIONARY:


**MULTIPLE**—Makes any size or number of Blocks within its capacity, 24x24 or 24x32 inches.

**AUTOMATIC**—One operation opens the machine and removes all dividing plates and cores; a reverse movement again closes the machine completely.

You can discard your old machines for this one and make money. Write for PROOF

PEERLESS BUILDING BLOCK MACHINERY CO. 1280 Reed St., Milwaukee, Wis.

**The  
Anchor  
Block  
Machine**



makes the only block with a continuous air space; makes blocks 8, 9, 10, 11 and 12 inches in width on the same solid wooden pallet without changing a plate on the machine. Capacity of machine, 200 blocks per day. Write for catalogue and prices to the

**ANCHOR CONCRETE STONE CO., Rock Rapids, Ia.**

# Hollow Concrete Blocks and Reinforced Concrete Structure

Not only the largest buildings, but every class of buildings, are now being built of this construction. No better buildings can be built, and they are not expensive. Absolutely fire proof and will not wear out.

## We Make Machines That Will Make Every Block, Lintel, Sill, Etc.

Lintel, etc., can be made on our machine which cannot be told from natural stone, at one-tenth the cost. By using our patent wire reinforcements in Lintels, etc., they will not crack. The walls of the building can be made of hollow blocks, and the beams, girders, columns, etc., of reinforced concrete.

## We Own and Control the Hercules System of Steel Reinforced Concrete

This system consists of light built up steel columns, girders, beams, etc. After they are placed in position in the building, wooden forms are built under girders and beams and around columns, concrete is then poured in, and when same sets the wood is removed. The construction is designed to secure all the strength of the steel and concrete combined, and protect the steel from rust and corrosion, which is destroying every steel building not protected. Three large buildings in this city now under construction. We furnish the steel structure complete. Write us for particulars.

## The National Hollow Concrete Machine Co.

No. 921 F Street, WASHINGTON, D. C.



## We Move the Machine NOT THE BLOCKS

it is setting, but this is the only machine by which this is possible. The blocks cost 6 cents to make—sell for 18 cents. One man can make 200 blocks per day. Whole outfit costs \$125.00. Figure the profits.

Competition simply demonstrates the superiority of the Pettyjohn machine. Unlimited guarantee. SENT ON TRIAL

## THE PETTYJOHN COMPANY

634 No. 6th Street, TERRE HAUTE, IND.



### FACTS CONCERNING

## THE SCHEIFFLER Continuous Automatic Proportioning Mixer

The only Mixer that will automatically proportion in any amounts from 1 to 2, to 1 to 10, and will not clog with Cement.

Made in all sizes; any kind of power required.

Used for all kinds of Street and General Contract Work.

Hand Machines are fitted with pulley power—can be attached.

Are especially adapted for Concrete Block Manufacture.



## HARTWICK AUTOMATIC CONCRETE BLOCK MACHINE

All parts are machine finished and every block guaranteed perfect.

Makes all forms, Solid or Hollow Blocks.

Has fewer parts and works easier than any other machine.

No Springs—No Cogs—No Wheels. Simplicity and durability its strong points:

Either Wood or Iron Pallets for all kinds of work.

HARTWICK MACHINERY CO.

228 Washington St., JACKSON, MICHIGAN

# YOU WANT THE BEST

## HERE ARE A FEW CONVINCING REASONS IN FAVOR OF "IDEAL"

**SIMPLICITY** The "Ideal" has face plate in the bottom of the mould. Cores are moved horizontally by positive lever motion. No gears, no cogs, no wheels, no cranks, no chains, nothing to break or get out of order. You tamp on the face in the "Ideal" mould.

**DURABILITY** The "Ideal" block machine is built of the best grey iron castings and polished cold rolled steel shaftings. In no part is strength sacrificed. All parts are perfectly machined and assembled. Will last a life time. Examine the picture.

**RAPIDITY** Upon the rapidity of a block machine depends in great part the profit on a contract. Speed is imperative. So rapidly is this machine gotten ready for making and discharging blocks that it becomes simply a matter of human endurance as to number of blocks turned out.


**ADAPTABILITY** The "Ideal" is a machine adaptable to any emergency or situation that may arise in the building line. The diversity of designs is almost unlimited. The machine is interchangeable to four, eight, ten or twelve inch widths. It is adjustable to sixteen lengths.

SEND FOR CATALOG "R"

### IDEAL CONCRETE MACHINERY CO.

STATION 4 SOUTH BEND, IND.

"On the High Wave of Popularity"



## THE -X-L- CONCRETE STONE MACHINE

EQUAL TO ANY FOUR OTHER two-piece tamp machines.

MAKES A VARIETY OF OVER 800 BLOCKS. ALL WIDTH OF WALLS OVER 2 INCHES.

Blocks made scientifically correct.

THE L BLOCK TWO-PIECE SYSTEM. The true solution to concrete wall construction.


WATERPROOF WITHOUT FACINGS. Inside block made heavier than face block.

### LET US TELL YOU HOW

We save upwards of 50 per cent. in construction of walls. Would this mean anything to a business? Special price on first machine to desirable parties at central points.

THE -X-L- CONCRETE STONE MACHINE COMPANY

111 W. 18th St., Kansas City, Mo.



Showing Face-Down Position

## THE LATEST 4 CONCRETE MACHINES IN 1

1. A Face-Down Machine  
None equal it in advantages.
2. An Upright Machine  
A marvel of speed, economy and wide range of adjustments.
3. A Two-Piece Block Machine  
Exceedingly practical and makes two blocks at once.
4. A Cement Brick Machine  
Meets all requirements.


So perfect and convenient is each phase that it operates as though made for each type alone. WONDERFUL in its AUTOMATIC FEATURES—ALL phases operated by ONE SIMPLE LEVER. THIS MACHINE received the GOLD MEDAL at the Portland Exposition over ALL competitors.

### ANOTHER VALUABLE FEATURE

Its product makes the only triple air space wall. The latest and best thing out. Absolutely moisture proof.

The Winget Company furnishes all necessary machinery for a complete up-to-date Concrete Block Plant, including mixers and tampers. For full information address

The Winget Concrete Machine Company, Columbus, Ohio



Wall Machine in Position, Ready to Begin Construction.

## PAULY'S CONCRETE WALL MACHINE

The only device that has yet successfully done away with false work in Monolithic or reinforced Concrete construction of walls.

It is simple, reliable and inexpensive. With this machine a solid double-faced monolithic concrete wall from 8 to 24 inches thick can be erected in any locality where standing room can be secured, and from 1 to 5 feet high for every working level, whether it be a cellar floor or by the use of scaffolding, carrying the wall to any desired height. The operation of the machine does not interfere in any way with the employment of steel reinforcing members of whatever kind may be found desirable by the builder.

Write for Complete Descriptive Catalogue containing also the best

Formula for Concrete Mixture

### CONCRETE SAND & STONE CO.

YOUNGSTOWN, OHIO

## THE DUNN HOLLOW BLOCK MACHINE

Is giving satisfaction and making money for its users in every State. Not complicated, not expensive, does the work, that's all. The only machine making both the Steel Bonded and the ordinary Web Block, in all sizes and many designs. Also Sills, Lintels, Water Tables, Piers, Angles, Veneer Blocks, etc. All blocks made on a one size, inexpensive Wood Pallet.

Write for catalog to-day. The price will suit you.




### W. E. DUNN & CO.

SOLE MANUFACTURERS IN THE U. S.

350 West Fullerton Ave.

CHICAGO, ILL.



OFFICE:  
Lafayette Building

WATERLOO  
IOWA

## Waterloo Cement Tile Machinery Co.

MANUFACTURERS OF THE

### Schenk Patent Cement Drain Tile Machine

THE ONLY PRACTICAL CEMENT  
TILE MACHINE ON THE MARKET


Capacity of machine, with four men to operate it, is 3,000 Tile per day, in any size from 4 to 12 inches in diameter and 12½ inches in length.

WRITE FOR PARTICULARS


We also manufacture the  
**STEWART CEMENT POST MACHINE**  
the simplest and easiest to operate, handiest to work around, and by far the best machine on the market.

If you want a first-class Concrete Mixer or anything in the cement machinery line, write us for catalogue and prices before purchasing.





**Only  
Machine that  
can make  
Water-Proof  
Work**



The original inventor's latest production in Hollow Concrete Building Block Machines; advancing the industry one hundred per cent

**Harmon S. Palmer's  
Self-Closing-Automatic-Adjustable**

The Crystallization of Every Merit in the industry to date. Blocks of every size, length, angle, height and contour produced with astonishing ease and rapidity. Also brick. A marvel of ingenious attachments to the machine which has made more buildings than all infringers and imitators combined. We gave the world the Hollow Concrete Block Industry, the first machine and the first practical block. In the race for advancement and business, we are still in the lead.

Two Highest Awards at St. Louis Exposition. Adopted by the United States Government and Panama Canal Commissioners.

**Wanted!—Live Agents, Good Factories and Local Lawyers**

We agree to prosecute infringers. Many already enjoined. Many suits pending.

*Write for Catalogue "A."  
Washington, D. C.*



**CEMENT BRICK**

**BE YOUR OWN BRICK MAKER**

LARGE CAPACITY — 5,000 BRICK PER DAY  
SKILLED LABOR UNNECESSARY. SIMPLE AND INEXPENSIVE

**Seaman's Cement Brick Machine Co.**

23 Fountain Street . . . . . Grand Rapids, Michigan

**NATIONAL HAND  
BATCH MIXER**

Best for mixing material for Building Blocks

Power machines of all sizes

WRITE FOR OUR BOOK  
"GOOD CONCRETE"

**NATIONAL CONCRETE MACHINERY CO.**  
Security Building - - 188 Madison St., CHICAGO

**40,000 SAND-CEMENT  
BRICK or 5,000 BLOCK  
(8 x 24) PER DAY**

Only TAMPNIG principle power machine made.

We also make an up-to-date mixer.

Write for our Catalogue of power machines, also of our perfect bond-damp-proof block wall. (Hand moulds).

**CONCRETE MACHINERY CO.**  
950 Majestic Building, DETROIT, MICH.

THE  
**PEERLESS CEMENT BRICK MACHINE**

PATENT No. 811, 518




---

**A ONE MAN MACHINE.**  
Made of iron and steel.  
Has few parts but produces more good brick per day than others costing twice as much.  
Makes perfect face, ornamental or common brick, and **ONE MAN** operates it.  
Send for catalogue and prices.

---

**PEERLESS BRICK MACHINE CO.** 102 Lumber Exchange,  
MINNEAPOLIS



**THE IMPROVED "MILES"**

**CONCRETE BUILDING BLOCK MACHINE**

MOLDS ALL BLOCKS FACE DOWN

Makes circles, octagons, gables  
and water table blocks for hol-  
low, solid or veneer walls.


Write us today for circulars and descriptive matter

**THE P. B. MILES MFG. CO.**  
214 S. Mechanic St.  
JACKSON, MICH.

**CONCRETE**  
Construction Taught  
**BY MAIL**

Send for Catalogue

**College of Construction**  
Cleveland, Ohio



**The Wonder  
Of the "Age"**

Being a face down machine produces neater and necessarily cheaper blocks. Makes blocks 4 in. up to 24 in. in length, 8 in. to 12 in. in width. Machine is adjustable, positive in action, guaranteed in every respect. Write for catalog.

**Keystone Cement  
Block Machine Co.**  
PHOENIXVILLE, PA.

## Complete Concrete Building Block Machine

**\$25**

**MACHINE IS MADE OF VERY BEST STEEL CASTINGS. SLIDE PINS ARE COLD DRAWN AND PARTS ARE INTERCHANGEABLE**

**OUTFIT MAKES STONE OF THREE DIFFERENT STYLES, ROCK-FACED, TOOLED & PLAIN**

**STONE FOR ALL ORDINARY BUILDINGS MAY BE MADE ON THIS SPLENDID OUTFIT**

**SEND FOR FULL DETAILS TODAY AND NOW**

### HOW TO INCREASE YOUR BANK ACCOUNT

**ARTISTIC EFFECTS IN CONCRETE**



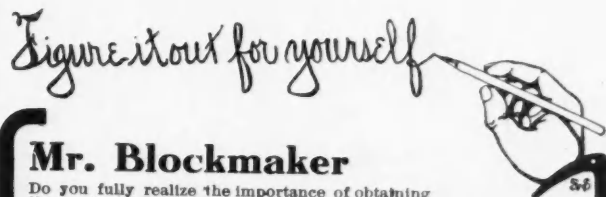
**COST:**  
1-20 OF CUT STONE  
1-5 OF WOOD

**OUR MOLDS DESIGNED BY ARTISTS FOR GRECIAN COLUMNS, BALUSTER POSTS. MANY KINDS.**

**WRITE TODAY**

**CEMENT WORKING MACHINERY CO.  
DETROIT, MICH.**

1 Sherman Street



### Mr. Blockmaker


Do you fully realize the importance of obtaining the most perfect mixture?

Do you realize fully what a saving a good mixer means in mixing concrete for your block machines? Doubtless you use the best of materials, but the strength of your blocks will be greatly impaired by improper mixing, and their appearance will not compare favorably with the machine mixed block. The American will quickly and perfectly mix either dry or wet materials.

And the profits: You not only save in the cost of your product by the use of the American, but your blocks will be of better quality and of higher grade; will sell more readily and for more money; you will be able to ignore your competitors, who "mix by hand;" and you will soon need more block machines to handle your increased business. Others have had this experience Think it over.

### The American Mixer Excels

"After many months spent in studying the mixer question we decided on the American, and now after several months' use, under varying and sometimes trying conditions, the American has been there with the goods every time"—The Eyesville Artificial Stone Co., Eyesville, Ohio.




"We have run our American to 550 blocks per day of nine hours, but this can be increased considerably if you get the stuff to it." Shamokin Cement Building Block Co., Shamokin, Pa.

Send for Catalogue "O."

**INTERNATIONAL F. & FIREPROOFING CO.,  
COLUMBUS, O.**

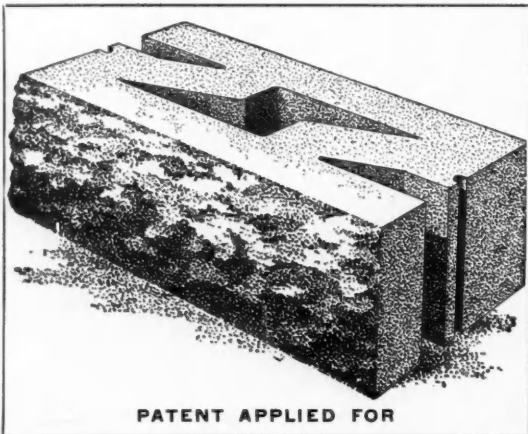
## The Improved Coltrin Concrete Mixer

DOUBLE DRIVE—AUTOMATIC FEED



Pat'd. Feb. 21, '05.

**THE KNICKERBOCKER CO., Jackson, Michigan.  
525 LIBERTY STREET**



# Rock Face Dry Stone

This is the stone that has given universal satisfaction. The reasons are clear:

- FIRST**—It satisfies the eye in presenting a perfect imitation of chipped stone.
- SECOND**—It has a new core that presents an opening on every transverse line to prevent percolation of moisture.
- THIRD**—It is made on the Sand Pallet, and of course is all right.

PRICES AND SIZES GIVEN ON APPLICATION

**J. M. KEITH, 1190 West 4th Street Des Moines, Iowa**

**For FIRE PROTECTION**

— USE —

## Refractory Concrete

So called because it is worked the same as cement or plaster, and will endure heat equal to fire clay products.

For flue linings, chimney blocks and tops, floor and partition blocks, conduits for electric wires, fire proof plaster for wood and metal lath, or as a scratch coat for stucco, this is the ideal material.

A finished product of this composition can always be had in less than twenty-four hours, this permits the formation of the product on the job, and to fit any requirement.

A ventilated flue or chimney from this composition is positively fire proof, and at the same time ventilates all rooms which it enters. Cheap to construct, and will meet the requirement of any size buildings.

Refractory Concrete will prove a profitable proposition for any concrete worker, contractor or builder.

For full information address

**E. R. STOWELL : New Corydon, Ind.**

## None Better

Cement & Concrete Workers', Contractors Asphalt and Paviers' : : : :



Steel Blade Jointer

## TOOLS

Rollers, Jointers, Groovers Concrete Knives, Tampers, Name Plates Stamps, Shovels, Picks, Etc., Etc. Complete line and low prices

— Write for Catalogue —

**JOHN STORTZ & SON, Mfrs.**  
224 Vine Street, Philadelphia, Pa.



Dot Roller

## "Best" Cement Sidewalk Tools



Brass Rollers, Bronze Edge Groovers and Center Groovers, Spring Tempered Edge Groovers and Center Groovers, Step Finishing Tools, Iron Tampers, etc.

SEND FOR 1906 CATALOGUE AND PRICE LIST  
The Most Satisfactory CEMENT SIDEWALK TOOLS in the World

**THE WOODHOUSE HARDWARE MFG. CO.**  
2618 So. 13th Street, St. Louis, Mo.

# “Standard” Cement Brick Machine

## STANDARD CONCRETE MIXER



**STANDARD BRICK MACHINE No. 20**

Cement Brick made by the Standard Brick Machine can be made for less money than any clay brick or any cement brick made by any other Brick Machine now on the market. They are all perfectly smooth, with no broken corners. They can be made into either plain or fancy shapes. Small amount of capital invested. Large output at small expense. It is the fastest hand machine in the world.



**THE STANDARD CONCRETE MIXERS**

are made in one-third and one-fourth yard sizes. Will mix batch thoroughly in one minute, either wet or dry. From 2 to 3 H. P. required to operate. These machines are especially adapted for brick or block work; are self-cleaning and are filled and unloaded easily.


STANDARD GASOLINE ENGINES 2 to 50 H. P.

**SOUTH BEND MACHINE MANUFACTURING CO.**

1803 South Franklin Street : : SOUTH BEND, IND.

## IF YOU ARE FROM MISSOURI

or any other state in the Union and are in the market for a Cement Block Machine you should write us at once for



## Our Great Proposition

Having come into possession of the Frost Concrete Stone Company, and with it a large stock of the new improved 1906 models of the Frost machine, we are going to sell a limited number of these machines at a price that will interest you.

The 1906 Frost with attachments is practically 40 machines in one, and makes over 100 different sizes of blocks in their respective shapes and styles.

You cannot afford to overlook this offer when a one cent postal will bring it to you. Address Department C.

**THE CORN BELT MANUFACTURING CO.** • Waterloo, Iowa  
Successors to THE FROST CONCRETE STONE COMPANY

## HAYDEN

THE BEST OF THEM ALL

▲▲ The simplest, swiftest and most complete block machine on the market. The Highest Award at the Louisiana Purchase Exposition backs this statement. ▼▼



▲▲ Let us send you our Catalog G, which describes it fully. ▼▼

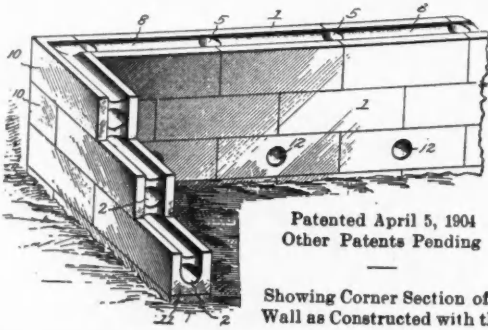
**The Hayden Automatic Block Machine Co.**  
Columbus, Ohio

New York and Foreign Office Hayden Automatic and Equipment Co.,  
26 Cortlandt St., New York City.



**With a Set of Battjes Moulds** two men will make 400 stone, face down per day, the only way. Perfect Hollow Wall. Write for our book, the "Corner Stone," today.  
**Battjes Fuel & Bldg. Material Co., Grand Rapids, Mich.**

**An Improved Block  
An Improved Machine**



Patented April 5, 1904  
Other Patents Pending

Showing Corner Section of  
Wall as Constructed with the

**UNDERWOOD VENTILATING  
BUILDING BLOCK**

**WE WISH** to call especial attention to the vent-  
ilating feature of our block, also the **Improved  
Block and Machine**, the **strength** of the block, all  
openings being circular, the **simplicity** of the machine  
and the **rapidity** with which it can be operated.

*This machine and block are fully protected  
by patents. \* Territorial Rights for Sale. \**  
*Agents wanted. \* \* \* \* \**

**Underwood Building Block and Machine Co.**  
49 Bank Building, - DENVER, COLORADO

**IT'S A HOOSIER**



**AN  
IDEAL  
FACE-  
DOWN  
DOWN**

**CONCRETE BLOCK MACHINE**

**PRICED COMPLETE**, including Iron Pallets  
that will not warp, split or have to be replaced.


**PRICE** Well, this is attractive  
and will interest you.

ADDRESS

**Hoosier Mfg. Company**

Auburn, Ind., U. S. A.

**The Positive**




**"POSITIVE" ARGUMENTS**

It mixes by the simplest method known in mechanics—  
It is always self-cleaning—It feeds positively—Uniform tem-  
per is acquired—Does not get out of order—Rapid and a  
big time saver—Automatic—Durable, efficient and simple.  
What more is desired in a good concrete mixer?

SEND FOR CATALOGUE "W"

**The JAEGER MACHINE CO.**

COLUMBUS, OHIO



**CEMENT  
BUILDING  
STONE**

The Finest Grade  
Ever Produced


**"LAKE PATENTS" A WET SYSTEM**

Easily, cheaply, and readily made with crushed stone and cement,  
**WITHOUT A MACHINE** Thoroughly tested and now extensively  
used. **Waterproof.** Territorial rights for sale.

**H. A. MONTFORT** 45 Clinton St.  
NEWARK, N. J.

**A Chance to Save Money**

On a Hollow Concrete Block Machine



**"Simplicity"**

Building Block Ma-  
chines are sold **direct**  
from **Factory to**  
**Block Manufacturer**,  
which enables us to  
quote you a very low  
price.

Write for further  
information.

*The Standard Sand & Machine Co., Cleveland, Ohio*



## The Kline (1906) Model Block Machine

For Manufacturing Hollow or Solid Concrete Building Stone

The only machine making Blocks 6, 8, 10 and 12 inches wide, and 4, 8, 12, 16, 20 and 24 inches long, including our Return Corner Block, Octagon, Broken Ashler, Veneer Blocks and Porch Columns. All on one size Pallet Board. Buy direct from the factory and save agent's commission.

Price Complete ..... \$150.00  
 Agent's Commission Saved ..... 37.50  
 Pay Us ..... \$112.50

And we prepay the freight. Let us tell you more about it.

Address \_\_\_\_\_

The H. Z. KLINE CO., 10 So. Parry St., INDIANAPOLIS, IND.

# Antihydrine

## DAMP PROOF AND STAIN PROOF COATING

Only and Original Material for Making Walls Damp Proof and Stain Proof.

Address ANTIHYDRINE CO., NEW HAVEN, CONN.



## GET A MACHINE THAT WILL DO THE BUSINESS

The cut of the church shows what can be done with the Stewart Machine, as this church was erected of blocks made on a Stewart. You can make blocks in any old box, but if you want to make good blocks,



## GET A STEWART

Write for catalogue to the

STEWART CEMENT BLOCK MACHINE CO.

888 Lafayette Block, WATERLOO, IOWA

The OHIO CERAMIC ENGINEERING CO., Cleveland, Ohio  
 Agents: east of Wisconsin, Illinois and the Mississippi River.



### HIGH-GRADE CONCRETE MACHINERY

We have the Leaders—"9 of them"—Normandin, Cemaco, Peninsular and Champion Block Machines (2 side face, 2 face down); Favorite Concrete Brick Machines, with mechanical tamper, big demand; Systematic Mixer, mixes sand-cement dry, then wet, any proportion, very popular; Universal Post Machines, Ornamental Ball-Base Baluster Molds, Practical Sill Cap Molds.

We are in the business, responsible, started 1900, have world-wide reputation, square dealing and practical machinery. Products of our machines in demand because they are displacing clay brick, stone, lumber everywhere for superior excellence in modern building construction. Our machines received highest awards, St. Louis, 1904, Portland, 1905. Also adopted twice by U. S. Govt. We can please you. Write CEMENT MACHINERY CO., Russell Bldg., Jackson, Mich.



## BEST IN THE WORLD

The INTROSTILE is the only perfect device to insert into the door-bottom to close the aperture between door and floor. It operates automatically and noiselessly. It does away with thresholds and is adapted for the finest doors. The O-K WEATHER STRIP is applied to the door surface. Its simplicity, effectiveness and moderate price have made it a marvelous seller. Both of these appliances are used by the leading weather strip firms and are considered by them the best appliances for the purpose obtainable. Every contractor and carpenter should know about them. Write for particulars. The INTROSTILE & NOVELTY CO., Marietta, O.



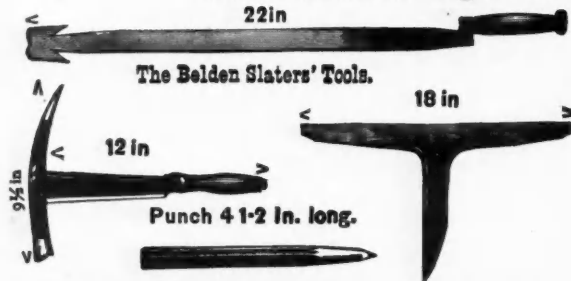
# Columbia Mineral Wool Company

Standard Mineral Wool makes buildings fire, sound and vermin proof. Send for circulars and samples--free

LOOKING ALL WAYS FOR BUSINESS OFFICES: 918 Opera House Bldg., 112 Clark Street, Chicago, Ill.

# SLATERS' TOOLS of the BELDEN Make

Are Acknowledged to be Superior to all Others




The made-to-order steel that we are now using in their manufacture, adopted only after the most careful experimenting, gives them their value. Hammers have leather handles to prevent the hand from slipping.

The Trade Supplied.—Write for Circulars.

**The Belden Machine Co.**  
New Haven, Conn.

## ROOFING, GENUINE BANGOR BLACKBOARDS & STRUCTURAL SLATE



ALL ORDERS FILLED PROMPTLY


Order direct from the miners and manufacturers

HEADQUARTERS FOR SLATE BURIAL VAULTS, CATACOMBS, ETC.

THE BANGOR STRUCTURAL SLATE CO.  
LOCK BOX 48 BANGOR, PA.

## SLATE SLATE

GENUINE BANGOR



Roofing  
Blackboards  
Structural

Write us before ordering elsewhere.

The Bangor Slate Co.  
Miners and Mfgs. BANGOR, PA.

## Bedford Stone

BUFF AND BLUE

Sawed, Planed, Turned  
Cut Ready to Set

Estimates promptly made for stone delivered to any point. Plans sent for estimate, promptly returned.

Bedford Steam Stone Works  
Bedford : : Indiana

## SLATE! SLATE! SLATE!

ROOFING SLATE—for Houses, Barns, Factories, etc. If you are going to build, then use slate for roofing. Always clean, beautiful and fire proof.

BLACKBOARDS—for Schools, Colleges, etc., etc. Needs no commendation; speaks for itself; just the thing. Universally used all over this land and other countries.

STRUCTURAL SLATE—Electrical Stock, Sinks, Troughs, Wash-tubs, etc., are being made of slate and are superior to all other stone for such purposes.

SLATERS' SUPPLIES—consisting of Slaters' Tools, Felt, Cement, Nails (all kinds), Snow Guards, Cutting and Punching Machines. Kept in stock and can be shipped with the slate. Write for prices and I will tell you all about slate.

DAVID McKENNA : : : Slatington, Pa., U. S. A.

## SLATE WE HAVE WHAT YOU WANT

In Roofing Slate, Slate Blackboards  
Structural and Plumbers' Slate

SATISFACTION GUARANTEED IN QUALITY AND PRICE

ASK FOR DELIVERED PRICES

J. K. HOWER, Station C., Slatington, Pa.

H. J. KICHLINE, Sales Agent

## KEEP OUT DAMPNES

PAINT YOUR CONCRETE BUILDINGS WITH

R. I. W. PAINT

"REMEMBER IT'S WATERPROOF"

Sold in Barrels, \$1.25 per gallon; 5-gallon cans at \$1.35 per gallon; 1-gallon can, \$1.50 per gallon; all F. O. B. Chicago.

PROOF AGAINST WATER, ACID, FUMES OR ALKALI  
Special Elastic Compound for Each Specific Purpose.

THE GARDEN CITY SAND CO.

dealers in All Kinds of Building Materials

1201 SECURITY BUILDING, CHICAGO.

## PATENTS

Valuable and Salable Patents Promptly Secured. Advice as to Patentability and Commercial Value Free. :: :: Write for Inventor's Hand Book.

Shepherd & Parker, Patent Lawyers.

"During the past ten years Mr. Shepherd, of Shepherd & Parker, has obtained for us a great many important patents. We have no hesitation in heartily recommending him to any one having need of the services of a patent attorney.

Mr. Parker on Nov. 1, 1903, resigned his position as an examiner in the U. S. Patent Office to enter this firm. Address, Dietz Bldg., WASHINGTON, D.C.

HALLWOOD CASH REGISTER CO.



# "A Country Boy in the City"

By **BENJ. F. COBB.**

Handsome Cloth Binding, fine illustrations, and contains 360 pages of fun with twice that many laughs.

SOLD ONLY BY THE PUBLISHERS,

**THE LUMBER REVIEW CO.,**

401 HALL BUILDING,

KANSAS CITY, MO.

**Smokers**

**CAN NOW BUY THEIR CIGARS DIRECT FROM FACTORY**

BY SAVING JOBBERS' AND DEALERS' PROFIT YOU CAN BUY A CLEAR HAVANA CIGAR FOR 2½¢.

**100**




**\$2.50**

**OUR PROPOSITION:**—Send us express, P. O. order or check for \$2.50, and we will deliver to your address, prepaid, 100 Little Dream Panetellas. Guaranteed to be clear long Havana hand made, same size as above cut. You may smoke 10 of the cigars and if not suited, return balance of them to us and we will return your money without a word, or you may return them C. O. D. to us.

We refer you to any bank or mercantile agency in Chicago. *You run no risk.*

Write To-day. Let Us Show You

**TRIUMPHIA MFG. CO., Wilson Building, CHICAGO**



SKY LIGHTS  
WINDOW CAPS  
ROOFING, SPOUTING  
ETC.

STEEL CEILING, FURNACES

SPECIAL ATTENTION  
GIVEN TO JOBBING

For information as to Special Designs of  
Skylights, write to

**The A. & D. SHEET METAL WORKS**

216 N. Rose Street  
KALAMAZOO, MICHIGAN

# Weathered Oak Oil Stain

Fast Color—Correct Shade—Most Penetrating Stain Made

Will Not Wipe Up With Wax or Shellac

## AD-EL-ITE FINISHING WAX

Dries Harder than Ordinary Wax. For Use on Weathered or Mission Finishes  
Send for Sample Panels and Prices

ASK FOR "STANDARD STAINS BOOKLET," REAL WOOD PANELS SHOWING TWENTY-ONE FILLERS AND STAINS. :: :: :: THE FINEST BOOKLET EVER SUPPLIED

Station A *Adams & Elting Co* Chicago  
THE AD-EL-ITE PEOPLE

# PULLMAN LEAD AND ZINC

## THE PRACTICAL PAINTER'S LEAD

Ground and re-ground in pure linseed oil. It will make a whiter paint than white lead and oil, and the paint will cost less per gallon and less per square yard. Spreads better and wears longer.



### FIGURES THAT TALK

THIS SIDE—	THE OTHER SIDE—
100 lbs. Pullman Lead (4 gals. bulk) at 7½c. \$7.50	100 lbs. White Lead (2½ gals. bulk) at 7½c. \$7.50
6 gals. Boiled Oil (6 gals. bulk) at 55c. 3.30	5 gals. Boiled Oil (5 gals. bulk) at 55c. 2.75
Making 10 gals. Paint cost ..... \$10.80	Making 7½ gals. Paint cost ..... \$10.25
1 gal. costs \$1.08, covers 300 square feet, two coats. Costs 36c per square.	1 gal. costs \$1.37. White Lead covers 225 square feet, two coats. Costs 60c per square.

This shows a difference of 29 cents per gallon, and a difference of 24 cents per square (100 square feet of surface) in favor of Pullman Lead.

WHICH SIDE WILL YOU TAKE?

## YOU RUN NO RISK IF YOU USE SENOUR'S COLORS IN OIL

They are made of the best colors, triple ground in refined linseed oil, and excel in strength, tone and fineness. THAT'S WHY THEY SATISFY.


SENOUR MFG. CO.,  
DEPT. A.

CHICAGO and  
MONTREAL.

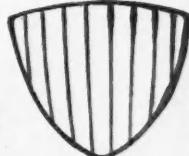


# Buch's Stable Fixtures

are just what you need to equip your new stable or the one you are remodeling. They are handsome, durable, convenient, cheap, sanitary. None better. None nicer.




Wrought Iron Stall Guard



Wrought Iron Hay Rack




Steel Water Trough



Steel Feed Trough

We manufacture a complete line of modern, up-to-date Stable Fixtures, such as Steel and Wrought Iron Stall Guards, Mangers, Feed and Water Troughs, as well as Cellar Grates, etc. Everything we make is of the well-known Buch quality, while our prices will save you some money. Write for new stable fixture booklet and prices. Don't buy until you hear from us. We want you to know the value and labor-saving features of Buch's line.



Wrought Iron Cellar Grate

**A. BUCH'S SONS CO.**  
Elizabethtown, Pa. U. S. A.

## HOW TO LEARN FROM \$3000 TO \$5000 YEARLY IN THE REAL ESTATE BUSINESS

**\$20,000**

earned by one Chicago graduate last November. Another in North Dakota made over \$5,000 the first year after taking our course. Hundreds of others are successful and we will be pleased to send you their names. This proves you can make money in the REAL ESTATE BUSINESS. We want to teach you, by mail, the best Business on earth (REAL ESTATE, GENERAL BROKERAGE AND INSURANCE) and help you to make a fortune. By our system you can make money in a few weeks without interfering with your present occupation. All graduates appointed special representatives of leading real estate companies. We furnish them lists of readily salable properties co-operate with them, and assist them to a quick success.

The largest fortunes were made in Real Estate. There is no better opening today for ambitious men than the Real Estate business.

The opportunities in this business constantly increase, as proven by a glance at the newspapers and magazines. Every business man engaged in or expecting to engage in the Real Estate Business should take this course of instruction. It will be of great assistance to persons in all lines of business, especially those dealing or investing in real estate. Our FREE BOOK will tell you how you can make a success in this wonderful business. A postal card will bring it.


H. W. CROSS & CO.  
1210 Tacoma Bldg., Chicago

### The American Combined Level and Grade Finder SOMETHING ALTOGETHER NEW

All progressive and up-to-date Mechanics, Machinists, Carpenters, Bricklayers, Masons, Plumbers, Millwrights, Road Supervisors, Track Foremen, Surveyors, Architects, Civil Engineers and others will find this an Indispensable Invention.

A Civil Engineer that you may have with you at all times. The most practicable, durable and convenient instrument of the day. The cost of the instrument is so low that it is within the reach of all. Agents wanted on liberal terms. Apply to

EDWARD HELB, Railroad, Pa., Manufacturer



### TOPP'S FRAMING TOOL.


A PERFECT TOOL and the only Tool for the purpose ever invented.

Saves from 3 to 24 hours in laying out a single roof. Saves time for the skilled mechanic, and enables the ordinary workman to frame the most difficult roof with absolute certainty.

IT DOES ALL THIS. It is accurate, thus preventing all mistakes. It gives angles for any pitch. It gives lengths for any rafters. It gives cuts for principals, jacks, hips, valleys and cripples. Saves time for the skilled mechanic, and enables the ordinary workman to frame roofs with absolute certainty.

Write for circular. Address the manufacturers,

G. A. TOPP & CO., Indianapolis, Ind.



Price, \$1.75

### STEEL ROOFING AND SIDING

Cheaper than tin, slate or reshingling. Cooler in summer; warmer in winter. Saves insurance and danger from fire.

**LLOYD IRON ROOFING & PAINT CO.**  
100 West Monroe St., CHICAGO, ILL.

Manufacturers of Metal Ceilings and Sidewalls, Corrugated and Crimped Iron, Steel and Galvanized Iron Roofing, Roofing Paints and Cement



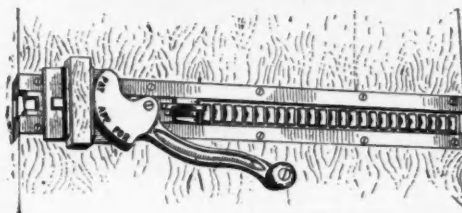
Shingle Roof being covered with our Standing Seam Roofing.

### THE WOODWORKERS' BENCH CLAMP

A simple, durable, practical clamp with instantaneous action for use on bench. Designed by practical bench men of 60 years combined experience. Fills a long felt want, making side vise, dog or tall screw unnecessary. All work centralized at head of bench. Holds firmly 1 1/2 inch stock down to thickness of paper. Adjustable jaws for any shape work. A time saver for all carpenters and builders. Made of iron and steel, warranted. Price \$3.00 express paid. The agency for this wonderful tool is a money maker. It sells itself. Order on trial, money back if not satisfactory.

A few of its uses: For planing, jointing, mortising, coping, scraping hand carving, dadoing, cleaning up work, all bench work demands it.

THE WOODWORKERS' BENCH CLAMP COMPANY, Traverse City, Mich.



# PRACTICAL BOOKS

THAT TELL YOU HOW TO DO IT BY UP-TO-DATE METHODS

## 50 CENT BOOKS NEAT CLOTH BINDING

**Workshop Companion** A Collection of Useful and Reliable Receipts, Rules, Processes, Methods, Wrinkles and Practical Hints for the Household and the Shop. By John Phil. This is a book of 164 closely printed pages, forming a dictionary of practical information for mechanics, amateurs, housekeepers, farmers—everybody. It is not a mere collection of newspaper clippings, but a series of original treatises on various subjects, such as alloys, cements, lugs, steel, signal lights, polishing materials and the art of polishing wood, metals, etc., varnishes, gilding, silvering, bronzing, lacquering and the working of brass, ivory, alabaster, iron, steel, etc.

**Easy Lessons in Architecture** Consisting of a series of questions and answers explaining in simple language the principles and progress of Architecture from the earliest times. By Thomas Mitchell. Illustrated by nearly one hundred and fifty engravings. New edition.

The present work is probably the best architectural text book for beginners ever published. The numerous illustrative engravings make the subject very simple, and prevent all misunderstanding. It tells about the different styles, their peculiar features, their origin, and the principles that underlie their construction.

**The Steel Square Pocket Book** A practical and handy treatise, giving the best and simplest methods of using the carpenter's steel square. By D. L. Stoddard. 112 illustrations, pocket size.

**Carpenter's and Joiner's Pocket Companion** Containing rules, data and directions for laying out work, and for calculating and estimating. Compiled by Thomas Moloney. Illustrated. Pocket size.

This is a compact and handy little volume, containing the most useful rules and memoranda, practically tested by many years' experience in the shop, factory and building; also a treatise on the Framing Square.

**How to Mix Paints** A simple treatise prepared for the practical painter. By C. Godfrey. Illustrated.

This book is intended for those who have not had the benefit of a long training and experience in the mixing of colors. Simple and clear directions are given, so that by a little practice the reader may be able to mix the various tints and shades.

**The Practical Upholsterer** This work contains a number of original designs in drapery and upholstery, with full explanatory text and an immense number of working illustrations.

It gives a description of tools, appliances and materials. It tells how to upholster chairs, parlor furniture, bedroom furniture, etc.

**Common Sense in the Poultry Yard** A story of Failures and Successes, including a full account of 1000 Hens and What They Did. With a complete description of the houses, coops, fences, runs, methods of feeding, breeding, marketing, etc., and many new wrinkles and economical dodges. By J. P. Halg. 192 pages, illustrated.

**How to Frame a House** A practical treatise on the latest and best methods of laying out, framing and raising timbers for houses, making a handy and easily applied book for carpenters, builders, foremen and journeymen. By Owen B. Maginnis. 98 pages, \$1.00 large 8vo. Cloth . . . . .

**Roof Framing Made Easy** A practical and easily comprehended system of laying out and framing roofs adapted to modern building construction. By Owen B. Maginnis. \$1.00 164 pages, 8vo., 98 illustrations, cloth.

This book gives simple, practical methods for laying out and framing roofs of various forms. Simple and practical.

**How to Measure up Woodwork for Buildings** By Owen B. Maginnis. 79 pages, 161 illustrations, 12 mo., cloth. . . . . 50c

This book was written so as to place in handy and concise form reliable directions to enable builders and mechanics to measure up the quantities of woodwork for brick and frame houses, accurately and without hesitation, figuring either from plans or on the work. Its use saves blunders.

## BUILD A HOME

WE HAVE TWO GOOD BOOKS  
OF PLANS OF UP-TO-DATE HOUSES

**The American Homes** Contains designs of 100 low and medium priced houses. 8vo., over 200 pages, cloth, ornamented . . . \$1.00

**The Ideal Homes** Contains 100 designs of houses entirely different from those illustrated in the American Homes. 110 large, 8x11 inch pages, ornamented cloth . . . . . \$1.00

The plans of the houses illustrated in these books have been drawn by licensed architects. Great care has been taken to have these plans practical as well as artistic. Every available foot of space is used to the best advantage.

The cost of the houses illustrated varies from \$300 to \$4,000; from a two room house up to ten rooms.

Considering the number of plans given, these are the cheapest books of designs ever got out.

We can also furnish the complete plans (blue prints) and specifications of any design illustrated in these books at an average price of only \$5.00 per set. These plans and specifications will save builders the time and labor of drawing plans or employing an architect to do so.

**Concrete** By Frank Jay. 94 pages, 25c

The extensive use of concrete at the present time makes this little manual "fill a long felt want." It is written by an expert of many years' experience in concrete work.

**Handy Lumber Tables** Containing board measure, scantlings reduced to board measure, with other useful data and memoranda. 24 pages, 12mo., paper 10c

## 25 CENT BOOKS FIVE FOR ONE DOLLAR

**How to Become a Good Mechanic** By John Phil. Intended as a practical guide to self taught men, telling what books to use; how to begin; what difficulties will be met; how to overcome them; in a word, how to carry on such a course of self instruction as will enable the young mechanic, to rise from the bench to something higher.

**Draughtsmanship** By John Black. This little manual is intended for those who desire some little knowledge of architectural drawing and to whom the study of the larger treatises would not be suitable.

**The Slide Rule and How to Use It** By Fred T. Hodgson. This is a compilation of explanations, rules and instructions suitable for mechanics and others interested who wish to master the use of this time-saving calculating instrument.

**Hints for Painters, Decorators and Paper Hangers** By An Old Hand. A most useful book treating on the preparation of surfaces, materials used, mixed paints, operations taste in color, graining, paper hanging estimating cost of work, useful recipes, etc. A valuable book for the amateur.

**Decorating** Edited by John Black. The hints and suggestions contained in this book will be appreciated by the practical painter as well as by every householder who desires to have his home neatly and tastefully ornamented.

**The Pistol as a Weapon of Defence**, in the house or on the road. This book aims to instruct peaceable and law-abiding citizens in the best means of protecting themselves from the attacks of the brutal and the lawless.

**Shooting on the Wing** By an Old Gamekeeper. Plain directions for acquiring the art of shooting on the wing. With useful hints concerning all that relates to guns and shooting, particularly in regard to the art of loading so as to kill.

**What to Do in Case of Accident** A book for everybody. Tells what to do in case of accident before the doctor comes. These directions might be the means of saving many a valuable life.

**A Book About Books** Practical notes on the selection and care of books. Intended as a popular guide for book buyers, students and all lovers of good reading.

**The Lightning Calculator** Practical Hints on Lightning Calculating. To which are added rules, tables, formulae, and memoranda for making rapidly those every-day calculations that are required in business, mechanics and agriculture. A useful book for everyone. No tricks, but sound facts.

**Useful and Precious Minerals** By John Phil. Tells how to find them; how to test them and how to estimate their value by simple methods and easily obtained appliances. Intended for the use of non-experts so that they may, by simple tests, know if their "find" is valuable or only useless dirt.

ANY BOOK SENT POST-PAID ON RECEIPT OF PRICE. YOUR MONEY BACK IF YOU ARE NOT PLEASED

Send for our CATALOG OF BOOKS RELATING TO THE BUILDING TRADES, which describes over 300 books for Architects, Draftsmen, Contractors, Masons, Carpenters, Stairbuilders, Plumbers, Steam Fitters, Tin Smiths, Painters, Etc. WITH IT WE WILL SEND, FREE, A PAMPHLET OF USEFUL INFORMATION for CARPENTERS and BUILDERS



**INDUSTRIAL PUBLICATION CO.,** 14 Thomas St., NEW YORK

TO OUR FRIENDS AND PA  
 WE PROMISE  
*Best of Glass in all sizes of single  
 and*  
 Some sizes of double,  
 also QUICK SHIPMENTS.

WINDOW GLASS  
 MACHINE MADE  
 IN HIGH FAVOR

Brilliant in Surface  
 Even thickness  
 Superiorly annealed  
 Easily cut  
 Little breakage

MANUFACTURED BY  
**AMERICAN WINDOW GLASS CO.**  
 PITTSBURG PA.



WHEN WRITING ADVERTISERS PLEASE MENTION THE AMERICAN CARPENTER AND BUILDER

ALL KINDS OF **GLASS** FOR BUILDING PURPOSES

IF YOU WANT GOOD GLASS, PROMPT SHIPMENTS, FAIR TREATMENT

DEAL WITH US  
OUR STOCK IS ALWAYS COMPLETE

Don't buy before getting our price, and save money

**SHARP, PARTRIDGE & CO.**  
10 to 20 Union Place, Chicago

**DO YOU USE  
GLASS  
IN YOUR BUILDINGS?**

Send for our **ART BOOK**  
and Special Designs



**FREE!**  
Write Today

Place Pictures of Art on Glass in Your Doors


If you intend building or are in need of GLASS OF ANY KIND, you should write for catalogues of designs and prices today. Our ART GLASS glazed in metal (coppered) is the most perfect in design and workmanship.

The above cut is a photograph from a finished light made by our NEW PROCESS in SAND BLAST. Our designs are equal to steel engravings and half tones, and are inimitable in the ORIGINALITY of design, softness in EFFECT, and high grade QUALITY of WORK. TAKE OUT your plain glass, DECORATE your entrance and welcome cheerfulness at such little extra cost. ASK US HOW! Write for special catalogue on sand blast door designs.

**THE SUESS ORNAMENTAL GLASS CO.**  
Throop and 21st Streets, Dept. C. CHICAGO.

**ADJUSTABLE PLATE  
GLASS TOWEL SHELF**

WITH PLATE GLASS  
TOWEL BAR COMBINED



Nickel Plated Bronze Brackets and Screws  
No. 6.—Shelf 24 inches long and 6 inches wide, price each \$4.00

ADVANTAGES OF OUR FLAT GLASS TOWEL BARS

ARE

*The Towels never slip  
Water, hot or cold, has no effect  
Need no cleaning  
Never wear out or show use  
All edges are ground and polished  
They are entirely antiseptic*

**OUR TOWEL SHELVES**

Are so made that there are no holes required in the glass, thereby reducing breakage to a minimum. All shelves made so glass cannot fall out, but are adjustable.

**Geo. H. Anderson & Co.**

MANUFACTURERS OF MIRRORS  
BEVELERS AND POLISHERS  
OF PLATE GLASS

Send for Complete Catalogue

281 to 291 West Superior St.  
CHICAGO



# RIGID INSPECTION

Rigid Inspection is what accounts for the uniform excellence of E. L. Roberts & Company's goods. Rigid Inspection is important in the manufacture of


## Sash Doors Blinds and Mouldings

Do you want "just millwork," or do you appreciate high-grade service and material at proper prices?


Drop us a line and get catalog and price-lists.

**E. L. Roberts & Company**


Corner 22nd St., and Union Place, Chicago.



# ARE YOU Going to Build?







# It's Easy

Simply fill in the coupon below, tear off and slip it into an envelope addressed to us. We will send you, *absolutely free*, a copy of our handsome book

## “A Perfect Door”

It's a revelation in doors, and should be in the library of every Owner, Builder, Contractor and Architect. Do it *now—before you turn the page.*

**Morgan Sash and Door Company, Dept. R,  
Lumber District, Chicago.**

**Morgan Sash & Door Company, Dept. R,  
Lumber District, Chicago.**

Please send copy of this book to


---


---

The name of my lumber dealer is

---

---






**A**S A RULE, too little attention is paid to the Shingles of a house, when, in fact, they should be first considered. Preserving and beautifying the shingles is as essential as any part of the building. These stains are made with permanent German colors ground very fine with Creosote and drying oils, the colors being thoroughly incorporated with liquids. The stain penetrates the wood, and there is no hard surface to peel and crack as with paint, and it will prolong the life of the shingles many years, protect them from dry rot and boring of insects, and keep them from warping. It brings out the beautiful shading of the grain of the wood, which cannot be obtained with paint, giving a remarkably artistic coloring effect, quite different from a painted surface. The cost of these stains is about one-half, when compared with paint. If interested send for samples on wood of twenty-one different tints and colors.

MANUFACTURED BY

**Vilas Bros., Chicago, Illinois**

**Quincy and Fifth Avenue**



**Window—C-80**  
 Oriel Check Rail Window, with top light design D glazed. Lower light selected D. S., A.A. Top light Crystal Leaded Glass—\$6.00.



**Door—C-912, 2-8 x 6-8-1 1/2**  
 Glazed like cut—Glass No. 4415. Very handsome designs—\$2.75

We show 1,996 other designs in our BIG

# New Catalog

No. 15. 250 pages, 2,000 designs

Gives EXACT NET PRICES on

- Doors, Windows, Mouldings,
- Blinds, Frames, Porch Work,
- Art Glass, Mantels, Stair Work,
- Grilles, Wood Carpet, etc.

Write today. It's absolutely free—  
 and Postage Prepaid. Write NOW.



**Grille C-1910—\$49.00**  
 See catalog for size of this grille and various other designs.

# CHICAGO MILLWORK SUPPLY CO.

FROM  
 MANUFACTURER  
 DIRECT

239-245 W. 22nd St.

FROM  
 MANUFACTURER  
 DIRECT

CHICAGO, U. S. A.

A C & B. ADV. DEPT.

**NET Price Catalogue Mailed to Contractors on  
Request. Write TODAY.**

# **SASH DOORS MILLWORK**

---

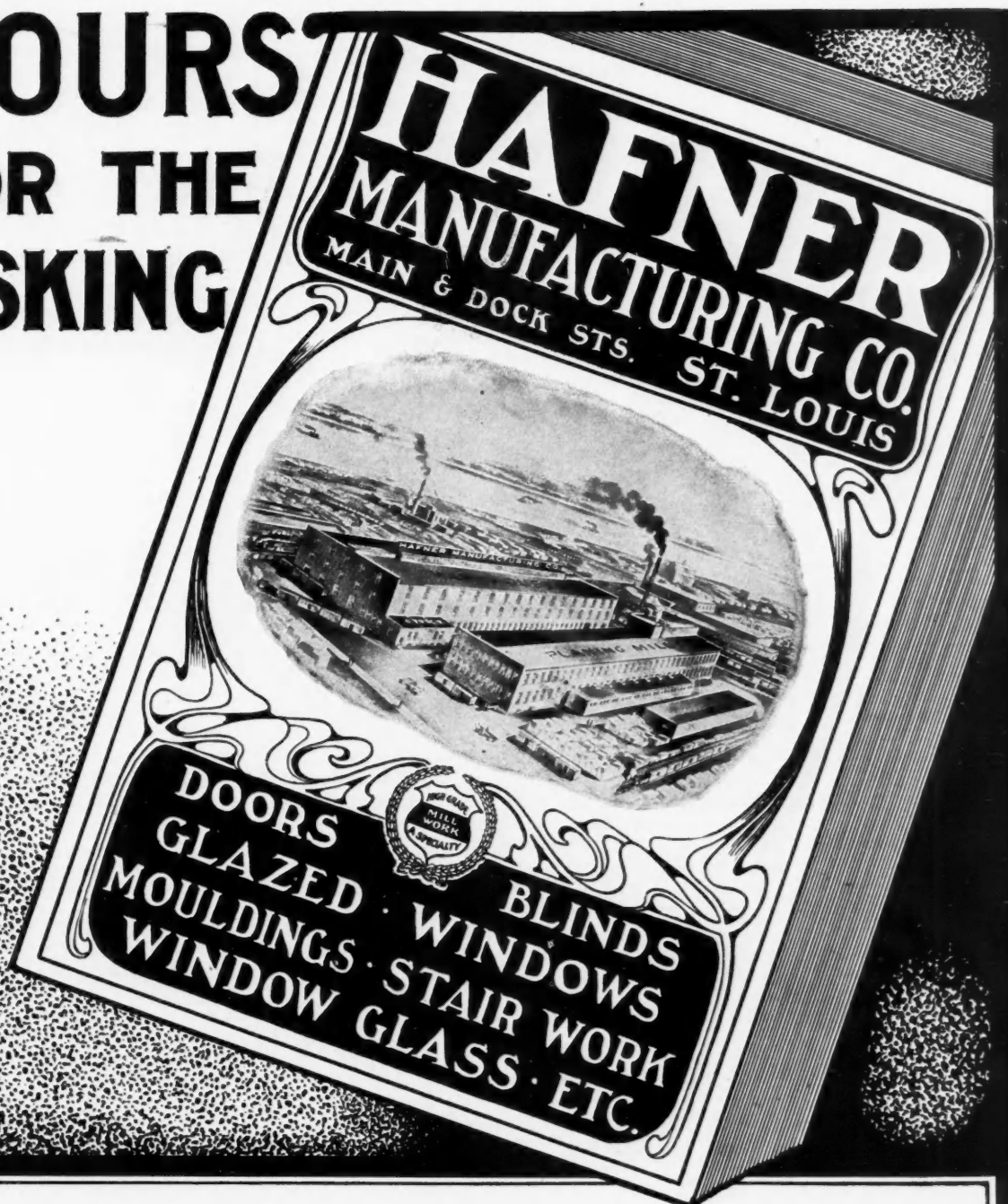
**GEORGE GREEN LUMBER  
COMPANY**

**TWENTY-SECOND AND GROVE STREETS**

**CHICAGO**

**Highest Grades. Lowest Prices. Complete Stock.  
Prompt Shipment.**


**YOURS  
FOR THE  
ASKING**



**Q** This big book of information on Doors, Blinds, Mouldings, Stair Work, Glazed Windows, Window Glass, etc., sent *absolutely free*. Finely printed, colored illustrations of Fancy Glass Window Designs. Hundreds of things of value to *you*. Send today. - - - - -

**Hafner Manufacturing Company**  
 Dept. H, Main and Dock Streets, St. Louis, Mo.

**Our Line of Hardwood Veneered Front Doors**



A large assortment of all kinds of Mill-work for immediate delivery.

Send for colored illustrations, showing these doors in Quartered White Oak with net prices

A Guarantee accompanies every order. Workmanship is of the highest grade, as a trial order will convince.


**Carpenters and Builders**

This is a picture of Our 200 Page Catalogue, just off the press, and ready to mail upon request, WITHOUT CHARGE

**Schaller-Hoerr Company**

428 Blue Island Ave., Chicago, Ill.

6x9 inches  
Over 700  
Illustrations



Decorate your homes and buildings with

**Hygienic Kalsomine**

A Sanitary and Artistic Wall Finish  
Millions of Pounds Used Annually

**Naples Velvet Finish**

A High Grade Flat Interior Paint in Pure White and Colors, That Dries with an Egg-shell Finish. For Sample Books and Cards Showing Latest Tints, Address: Dept. H,

**Rubber Paint Co.**

MANUFACTURERS

General Offices 150-160 W. Van Buren St. Chicago, Ill.


**United Planing Mill Company**

HANNIBAL, MISSOURI

**MILLWORK delivered to CONTRACTORS on cars YOUR STATION**

Send Us Your Estimates

We  
Manufacture  
Everything  
In  
Millwork  
at  
Chicago



Send  
us  
your  
Lists  
for  
Estimate

We are prepared to quote extremely low prices consistent with high grade manufacture and solicit your business. We can make complete shipment of an ordinary house bill within one week.

Best Facilities in Chicago

**HARTY BROTHERS & HARTY COMPANY**

Twenty-first and Loomis St.

Chicago



BUILDERS  
EVERYWHERE

SAVE MONEY  
ON ALL KINDS OF  
**MILL WORK.**


DIRECT FROM THE MILL  
AT LOWEST MILL FIGURES  
**SASH DOORS FRAMES**  
PLAIN AND  
EMBOSSED **MOULDINGS**  
**FINE INTERIOR FINISH.**  
PERFECT WORK PROMPT SHIPMENT

TRY SEND FOR ESTIMATES TRY  
PRICES AND CATALOGUE

**FOLEY M'FG. Co.**

FACTORY AND LUMBER YARD  
474-498 & 475-495 W. 21ST. PLACE  
OFFICE  
471 W. 22 ND STREET-  
CHICAGO

ALSO BEST MATERIALS FOR  
GREENHOUSES AND CONSERVATORIES.  
SEND FOR CATALOGUE



Embossed and Plain Mouldings

Balusters and Stair Work

Columns, Interior Caps  
and Raised Carvings

Chicago Embossed Moulding Co.  
598 AUSTIN AVENUE, CHICAGO, ILL.

Send for Our New Catalogue



# OUR SPECIALTIES



Max No. 1  
"57 Patterns"


OAK and BIRCH VENEERED  
STOCK DOORS

STOCK STAIR NEWELS  
OAK :: BIRCH :: YELLOW PINE

Our Oak and Birch Veneered Stock Doors are superior to any other make. We can "show you." Ask for Catalog and prices.

We are the LARGEST MAKERS of Stock Stair Newels in the country. If you are interested we would be glad to figure with you.

**The R. McMILLEN CO.**  
OSHKOSH, WISCONSIN, U. S. A.



"Max Royal" No. 150

## GRILLES

Beautiful  
Designs  
Moderate  
Prices



Catalogue  
Free

BERTELSEN  
ADJUSTABLE  
GRILLE CO.

308 S. Clinton Street, Chicago

## NORTHWESTERN GRILLE WORKS



Send for our catalogue, which contains a large number of attractive and modern designs of Grilles.

OFFICE AND FACTORY  
1452 Milwaukee Ave., CHICAGO.  
CHRISTENSON BROS., Props.

## Structural Draftsmen



desiring to fit themselves for better paying positions should fill out and send this advertisement to us to-day and receive our 200 page handbook (FREE) describing our Structural Drafting Course and over 60 others, including Electrical, Mechanical, Steam and Civil Engineering, Heating, Ventilation and Plumbing, Architecture, Architectural Drafting, Mechanical Drawing, Telephony, Telegraphy, Textiles, etc.

AMERICAN SCHOOL OF  
CORRESPONDENCE, Chicago, Ill.

Name.....  
Address.....  
City and State.....

Am. Carp. & Builder. 5-06



This Grille  
90 Cents a Foot

If Varnished add 15c a Foot

Write for our new catalogue. Largest and most complete of its kind. Leaders in Grille Work

THE ARTISTIC GRILLE WORKS  
3808 Butler St., CHICAGO, ILL.



# Home Study and Success



## The DRAKE SERIES OF HOME STUDY BOOKS

Never before has such an opportunity been given to men and boys the world over to make themselves thorough masters of all the leading mechanical and scientific trades and professions, and the avidity and eagerness with which so many are availing themselves of this unique chance to obtain, by so direct and easy a method, this practical and invaluable knowledge, is the most potent testimonial to the high merit of the works that public sentiment can accord. The prices for these valuable works have been marked at a phenomenally low figure with a view to place them within the reach of everybody—ambitious men and boys of the narrowest means as well as their more prosperous co-workers.

**They are Practical, Omitting Nothing Essential and Containing Nothing Irrelevant**

From the Home Study Series of Books has been eliminated everything which can in the remotest degree divert the student's mind from the essentials of the subjects treated; thereby providing him with the necessary and useful knowledge by the most direct route and shortest cut and saving him many hours of misspent study.

Designed for employes of mills, factories, offices, the farm, etc., the Home Study works present all the rules, formulas, and principles of practical science, describing processes, machinery, tools, etc., in such a manner as to enable the student to put in practice what he learns—in short, these works make a practical operator of the student, and not an eloquent theorist, as is too often the case with the product of modern schools. The books are technical only within indispensable limitations, and in such instances care has been observed not to confuse the student with terms which to an untrained reader might appear ambiguous or obscure.

### DRAKE'S SELF-TEACHING BOOKS

- Each volume is a complete modern treatise—written so you can understand it.
- Practical Treatise on the Use of the Steel Square.** By Fred T. Hodgson. Two large volumes. 560 pages. 500 illustrations. Cloth. Price.....\$2.00
- Modern Estimator and Contractors' Guide.** For pricing all builders' work. By Fred T. Hodgson. 300 pages. Fully illustrated. Cloth. Price.....\$1.50
- Modern Carpentry and Joinery.** A practical manual. By Fred T. Hodgson. 250 pages. 200 illustrations. Cloth. Price.....\$1.00
- Easy Lessons in the Art of Practical Wood Carving.** By Fred T. Hodgson. 320 pages. 300 illustrations. Cloth. Price.....\$1.50
- The Up-to-Date Hardwood Finisher.** By Fred T. Hodgson. 320 pages. 117 illustrations. Cloth. Price.....\$1.00
- Common Sense Stair Building and Handrailing.** By Fred T. Hodgson. 200 pages. 200 illustrations. Cloth. Price.....\$1.00
- Twentieth Century Stonemason's and Bricklayer's Assistant.** By Fred T. Hodgson. 320 pages. 400 illustrations. Cloth. Price.....\$1.50
- Builders' Architectural Drawing Self-Taught.** By Fred T. Hodgson. 300 pages. 300 illustrations. 18 large double folding plates. Cloth.....\$2.00
- Modern Locomotive Engineering.** With questions and answers. Twentieth Century Edition. By Calvin F. Swingle, M.E. 650 pages. 400 illustrations. Full leather. Gold edges. Pocket-book style. Price.....\$3.00
- The Twentieth Century Hand-Book for Steam Engineers and Electricians.** Second Revised and Enlarged Edition. By Calvin F. Swingle, M.E. 650 pages. 300 illustrations. Full leather. Pocketbook style. Gold edges. Price.....\$3.00
- Steam Boilers: Their Construction, Care and Operation.** With questions and answers. By C. F. Swingle, M.E. 200 pages. Fully illustrated. Price.....\$1.50
- The Calculation of Horse-Power Made Easy.** Tells how to calculate the power of steam engines, gas and oil engines, and electric motors. By L. E. Brookes, M.E. 50 pages. Fully illustrated. Cloth. Price.....75c
- Modern Air-Brake Practice: Its Use and Abuse.** With questions and answers. Treats on both Westinghouse and New York systems. By Frank H. Dukessmith. 400 pages. 150 illustrations, with five large folding plates. Cloth. Price.....\$1.50
- The Practical Gas and Oil Engine Hand-Book.** A manual on the care, maintenance and repair of gas and oil engines. By L. E. Brookes, M.E. 160 pages. Fully illustrated. Cloth. Price.....\$1.00
- The Automobile Hand-Book.** Giving the care, construction and operation of gasoline and electric automobiles. By L. E. Brookes, M.E. 320 pages. 118 illustrations. Full leather.....\$1.50
- Farm Engines and How to Run Them.** The Young Engineer's Guide. By James H. Stephenson. This book is used as a textbook in nearly every Agricultural College in the United States and Canada. 230 pages. 75 illustrations. Cloth. Price.....\$1.00
- Practical Telephone Hand-Book and Guide to Telephonic Exchange.** How to construct and maintain Telephone Lines. By T. S. Baldwin. 12 mo. Cloth. Price.....\$1.00
- Telegraphy Self-Taught.** A complete manual of instruction. By Theo. A. Edison. 160 pages. Fully illustrated. Cloth. Price.....\$1.00
- Handy Electrical Dictionary—Vest-Pocket Edition.** 4,800 words, terms, phrases. By W. L. Weber. 224 pages. Illustrated. Cloth. Indexed. Price.....\$0.25
- Modern Wiring Diagrams and Descriptions.** By V. H. Tousley and H. C. Horstmann. The Standard Authority on Electric Wiring of all kinds. 160 pages. 200 illustrations. Full leather. Price.....\$1.50
- Electricity Made Simple.** By C. C. Haskins. Just the book for beginners. 233 pages. 108 illustrations. Cloth. Price.....\$1.00
- Dynamo Tending for Engineers, or Electricity for Steam Engineers.** By Horstmann and Tousley. 200 pages. 116 illustrations. Cloth. Price.....\$1.50
- Modern Electrical Construction.** By Horstmann & Tousley. Treats entirely on Practical Electrical Work. 250 pages. 100 illustrations. Full leather. Price.....\$1.50
- Easy Electrical Experiments and How to Make Them.** A book for beginners. By L. P. Dickinson. 220 pages. fully illustrated. Cloth. Price.....\$1.00
- The Up-to-Date Electroplating Hand-Book.** A complete treatise on Electroplating in all its branches. By Jas. H. Weston. 192 pages. 50 illustrations. Cloth. Price.....\$1.00
- Full leather.....\$1.50**
- Modern Blacksmithing.** By J. G. Holmstrom. A complete up-to-date Manual for Home Study. 200 pages, fully illustrated. Cloth. Price.....\$1.00
- Correct Horseshoeing.** A standard work, adapted to the demand of Veterinarians, Farriers, and the Amateur Horseshoer. By J. G. Holmstrom. 160 pages. fully illustrated. Cloth. Price.....\$1.00
- Pattern Making and Foundry Practice.** By L. H. Hand. A practical, up-to-date treatise. 160 pages. 120 illustrations. Full leather. Price.....\$1.50
- Picture Making for Pleasure and Profit.** A treatise on the Modern Processes of Photography. By T. S. Baldwin. 280 pages, fully illustrated. Cloth. Price.....\$1.25
- Bookkeeping Self-Taught.** A standard work for self-instruction. By Phillip C. Goodwin. Cloth. Price.....\$1.00
- The Home Law School Series.** By Chas. E. Chadman, LL.D. In 12 large, carefully-prepared volumes. Price per set, half law sheep binding, only.....\$18.00
- For further descriptions of these books send for our Large illustrated Catalogue. Sent free.

Any of the above volumes sent all charges paid upon receipt of price. Remember that all our books are sold on a guarantee to be as represented, and worth many times the price asked. Write for complete (1908) catalogue of *Modern Mechanical Books* sent FREE. Address

**Frederick J. Drake & Co., 225-228 E. Madison St. CHICAGO**

Contents for May, 1906, see page 215

INDEX TO ADVERTISEMENTS, MAY, 1906

Page		Page		Page	
224	Acme Fancy Wire Works	143	Goodell-Pratt Co.	153	Parker Ware Goods Co.
245	A. & D. Sheet Metal Works	151	Grammes & Co., L. F.	Cover	Pease Co., The
246	Adams & Elting Co.	155	Grand Rapids Hardware Co.	238	Peerless Brick Machine Co.
152	Allith Mfg. Co.	256	Green Lumber Co., George	233	Peerless Building Block Machinery Co.
162	American Three Way Prism Co.	157	Grinnell Publishing Co.	219	Pennsylvania Paint & Glass Co.
247	American Comb. Level & Grade Finder Co.	257	Hafner Mfg. Co.	234	Pettyjohn Co., The
228	American Hydraulic Stone Co.	228	Hancock Concrete Machine Co.	163	Phillips & Co., A. J.
152	American Rolling Mill Co.	234	Hartwick Machinery Co.	156	Phoenix Sliding Blind Co.
143	American School of Correspondence	259	Harty Bros. & Harty	218	Porter & Co., J. E.
147	American School of Correspondence	241	Hayden Automatic Block Machine Co.	161	Prentiss Vise Co.
219	American School of Correspondence	226	Helland Grate & Mantel Co.	148	Progressive Mfg. Co.
260	American School of Correspondence	224	Hess Warming & Ventilating Co.	152	Prouty Co., T. C., Ltd.
153	American Sheet & Tin Plate Co.	242	Hoosier Mfg. Co.	155	Pullman Mfg. Co.
249	American Window Glass Co.	244	Hower, J. K.	143	Rehm Hardware Co.
233	Anchor Concrete Stone Co.	235	Ideal Concrete Machinery Co.	251	Roberts & Co., E. L.
250	Anderson & Co., George H.	153	Indianapolis Steel Roofing & Cor. Co.	158	Rosenberg Elevator & Supply Co., F.
164	Andrews Co., The A. H.	248	Industrial Publication Co.	146	Rotary File & Machine Co.
224	Andrews Heating Co.	166	International Correspondence Schools	258	Rubber Paint Co.
243	Antihydrene Co.	239	International F. & F. Co.	229	Runyan & Co., C. M.
260	Artistic Grill Works	243	Introstile & Novelty Co.	159	Sackett Wall Board Co.
144	Baker, McMillan Co.	156	Ives Co., The H. B.	155	Samson Cordage Works
244	Bangor Slate Co.	221	Ives Co., The H. B.	157	Sanders Co., Henry
244	Bangor Structural Slate Co.	242	Jaeger Machine Co.	149	Sargent & Co.
232	Barker & Nighswander	222-223	Johnson & Son, S. C.	258	Schaller-Hoerr Co.
145	Barnes Co., W. F. & Jno.	162	Johnston, J. D.	164	Scott & Co.
161	Batavia Clamp Co.	154	Kanneberg Roofing & Ceiling Co.	230	Scott Mfg. Co., C. L.
241	Battjes Building Material Co.	164	Karol, B. B.	237	Seamans Cement Brick Machine Co.
244	Bedford Steam Stone Works	162	Kawneer Mfg. Co.	158	Sedgwick Machine Works
244	Belden Machine Co.	155	Kees Mfg. Co., F. D.	146	Seneca Falls Mfg. Co.
260	Bertelsen Adjustable Grille Co.	240	Keith, J. M.	246	Senour Mfg. Co.
231	Besser Mfg. Co.	231	Kells Foundry & Machine Co.	250	Sharp, Partridge & Co.
164	Bickelhaupt, G.	238	Keystone Cement Block Machine Co.	158	Sidney Elevator Mfg. Co.
152	Bloomington Store Fixture Co.	163	Keystone Blue Paper Co.	155	Silver Lake Co.
166	Bommer Bros.	243	Kline Co., H. Z.	Cover	Simmons Hardware Co.
160	Boston Bolt Co.	239	Knickerbocker Co., The	Cover	Smith Co., Chas.
161	Bostrom-Brady Mfg. Co.	247	Lloyd Iron Roofing & Paint Co.	221	Smith Electrical Supply Co.
165	Bradt Publishing Co.	157	Loetscher, A. A.	145	Smith Machine Co., H. B.
150	Braunsdorf-Mueller Co.	146	Long Island Machinery Co.	158	Spidel, J. G.
159	Brunswick Refrigerating Co.	225	Lorenzen, Chas. F.	163	Soltmann, E. G.
247	Buch's Sons Co., A.	148	Lufkin Rule Co.	241	South Bend Machine Mfg. Co.
156	Burlington Venetian Blind Co.	245	Lumber Review Co.	242	Standard Sand & Machine Co.
226	Burrill, A. W.	156	Mallory Mfg. Co.	150	Stanley Rule & Level Co.
219	Calhoun Mantel & Tile Co.	227	Mandt-Powell Concrete Machinery Co.	224	Stanton Heater Co.
154	Canonsburg Iron & Steel Co.	165	Manz Engraving Co., J.	160	Star Expansion Bolt Co.
153	Canton Steel Roofing Co.	166	Marsh, H. C.	143	Starrett & Co., L. S.
243	Cement Machinery Co.	165	Marshalltown Trowel Co.	243	Stewart Cement Block Machine Co.
238	Cement Working Machinery Co.	145	Marston & Co., J. M.	158	Storm Mfg. Co.
Cover	Century Cement Machine Co.	148	Mayhew Co., The H. H.	240	Stortz & Son, John
259	Chicago Embossed Molding Co.	244	McKenna, David	240	Stowell, E. R.
160	Chicago Metal Covering Co.	260	McMillan Co., The R.	144	Stratton Bros.
255	Chicago Millwork & Supply Co.	164	Mead Cycle Co.	250	Suess Ornamental Glass Co.
238	College of Construction	156	Messenger & Parks	146	Taintor Mfg. Co.
230	Coltrin Mfg. Co.	238	Miles Mfg. Co., P. B.	153	Tanner & Co.
243	Columbia Mineral Wool Co.	152	Miller Mfg. Co., A. W.	161	Taylor Mfg. Co., James L.
147	Columbian Hardware Co.	161	Millers Falls Co.	247	Topp & Co., G. A.
238	Concrete Machinery Co.	219	Miracle Pressed Stone Co.	150	Tower & Lyon Co.
236	Concrete Stone & Sand Co.	220	Miracle Pressed Stone Co.	245	Triumphia Mfg. Co.
151	Coudyser & Co., Honore	221	Miracle Pressed Stone Co.	146	Underwood Building Block Machine Co.
244	Co-operative News & Adv. Bureau	233	Monolith Concrete Construction Co.	242	Union Brick Bond Co.
241	Corn Belt Mfg. Co.	242	Montfort, H. A.	160	Union Building Material Co.
163	Cortright Metal Roofing Co.	164	Montross Metal Shingle Co.	258	United Planing Mill Co.
226	Coyne Bros. Co.	253	Morgan Sash & Door Co.	229	U. S. Concrete Machine Co.
145	Crescent Machine Co.	166	Morrill, Charles	219	Van Duzen Co., E. W.
247	Cross & Co., H. W.	147	Mullins Co., The W. H.	254	Vilas Bros.
144	Davis & Cook	147	Mulvey Mfg. Co., Chas.	161	Wagner Mfg. Co.
162	Detroit Show Case Co.	229	Municipal Engineering & Cont. Co.	143	Walters Sons, W. P.
163	Divine Water Motor Co.	232	National Cement Machine Co.	236	Waterloo Cement Tile Machinery Co.
148	Dixon Crucible Co., Jos.	237	National Concrete Machinery Co.	228	Waterloo Conc. Brk. & Blk. Mach. Co.
261	Drake & Co., Frederick J.	157	National Consolidated Watch Co.	144	Weber & Co., F.
149	Duby & Shinn Mfg. Co.	234	National Hollow Concrete Machine Co.	221	Wells, Dr. Rupert
236	Dunn & Co., W. E.	163	National Sheet Metal Roofing Co.	231	Wichita Coal & Material Co.
158	Eaton & Prince Co.	149	Nicholls Mfg. Co.	235	Winget Concrete Machinery Co.
154	Edwards Mfg. Co.	151	North Bros. Mfg. Co.	240	Woodhouse Hardware Mfg. Co.
230	Eichelberger Co., T. O.	159	Northwestern Expanded Metal Co.	149	Woods, Alfred W.
154	Eller Mfg. Co.	260	Northwestern Grille Works	247	Woodworkers' Bench Clamp Co.
232	Enterprise Foundry Co.	166	Orr & Lockett Co.	235	X-L Concrete Stone Co.
160	Farrington, Harvey	237	Palmer Building Block Machine Co.	157	Zimmerman, Chas. E.
259	Foley Mfg. Co.	161	Parker Co., The Chas.	161	
252	Foster-Munger Co.	164	Parker Hoist & Machine Co.		
149	Fox, P. L.				
231	Francisco Adjustable Block Machine Co.				
150	Gage Tool Co.				
244	Garden City Sand Co.				
221	Gents' Complete Outfitting Co.				
220	Goodell Mfg. Co.				

# It's the Shrewd, Hard-Headed Contractors that are Buying the Hercules

ORDERS are pouring in from all over the world for the HERCULES CEMENT STONE MACHINE. And with very few exceptions these orders come from men who have made a success of their business.

Men with brains—with foresight—with judgment are buying the Hercules because they can see no other machine that comes anywhere near being its equal.

In the words of the promotor of slang "it's got 'em all beat forty ways," and it doesn't require a superabundance of brains to figure it out.

Just use your eyesight—look at the illustration of the simply built Hercules and compare it to the awkward, cumbersome and complicated outfits labeled Cement Stone Machine that are bound to reach the scrap heap by the shortest route.

Look at the variety of blocks shown in the illustration—the Hercules makes all these and hundreds more. It makes ornaments, columns, lintels, anything that the architect orders it can make, in any size desired from 2 inches to 6 feet.



No machine but the Hercules can make this variety

# HERCULES

1906 MODEL



The Hercules is a simple machine—it is a strong machine—it makes more blocks in a day—makes them at less expense, and makes them stronger and better than any other machine. It makes moisture proof blocks and frost proof blocks. It makes blocks so natural looking that many have been deceived, believing them to be natural stone.

The Hercules makes two stones of the same size and design or of different sizes and designs on the one machine at the same time.

You tamp on the face with a Hercules, which gives the stone a more natural appearance.

It is a machine that is in great demand all over the world today, and any man thinking of buying a Hercules this season should write us at once.

We have a handsome new catalog showing houses, churches, factories and all kinds of buildings built of stone made on the

"Hercules." We will gladly send the catalog free to you upon request—(Ask for Catalog XX)

## Century Cement Machine Company

273 West Main Street

::


Rochester, New York

**\$5.00 Reward** for each and every joint discovered opening up in any Pease Dowel Joint Column.




Pease Dowel Joint Column No. 70


**Have You Seen the New Pease**  
Dowel Joint Colonial Column No. 70  
at **\$1.76 up?**



**Would You be Interested in Our Line of Door and Window Frames at \$1.15 up?**




Window Frame No. 1




Write to-day for our **FREE SAMPLES** of Building Papers and Ready Roofings

What do you think of our **Stair Newel** No. 7, surmounted with our elegant, genuine **Wood Carved Cap**, at **\$3.80 up?**



Stair Newel No. 7



Door No. X.L., 5 Cross Panels Soft Arkansas Yellow Pine free from Check.

We carry the largest stock of good doors in the world. Perfectly manufactured.


At **\$1.05 up**



**85c** per gallon up

Write for our beautifully colored folder

Practical Painting mailed free



Inside Door Set No. 13271.

We carry a complete line of **Builders' Hardware** at before unheard-of prices

**Write To-day** for our **BIG ILLUSTRATED CATALOGUE** and Price List. Just off the press. Gives you our low net prices on Frames, Doors, Sash, Blinds, Hardware, Paints, Screens, Mantels and thousands of other building material items. Mailed to you **FREE**

**THE PEASE CO., Cincinnati, Ohio, U. S. A.**