

TEN CENTS

JUNE 1930

MAY 1 1930

PERIODICAL ROOM
GENERAL LIBRARY
UNIV. OF MICH.

The American Home



10¢

An Unusual House in the French Manner
Complete with floor plans, and planting plans on page 312

Doubleday Doran & Company Inc.



"Now came still evening on . . ."

—MILTON

And what a magical time it is, in homes furnished for repose and quiet beauty. Then it is that cares drop, one by one, and we store up rest and inspiration to see us through the better day that's always on the other side of night.



UNDER the soft gleam of shaded lamps and candles, our rugs, beautiful in any light, take on an added lustre. It is then that we become most conscious of our floors and what their proper "clothing" means to us in beauty, warmth and comfort. We realize then why the poorest economy is to save money on our home's foundation—the floor covering—and why it is that leading decorators, following the way of Nature, always construct their interior harmonies from the base.

If your home needs this first, yet final, touch of balanced beauty, you will discover Mohawk rugs to bring you just the note you wish. The range of colors, patterns, weaves is almost limitless in every standard size—to blend with your room's scheme in tone and type. Your nearest Mohawk dealer is now displaying full stocks of Mohawk fabrics. Consult him freely.

There is a copy of Mohawk's new illustrated booklet, "Building Home Beauty," awaiting your request. Send 25 cents in stamps to cover mailing. Address: Mohawk Carpet Mills, Dept. 460, Amsterdam, N. Y.

MOHAWK Rugs & Carpets

BUILD HOME BEAUTY FROM THE BASE

*The Pattern Shown
is Akbar Seamless
Wilton No. 368K.*

BEGIN WITH YOUR FLOORS

The American Home for June, 1930



Harold Haliday Costain

A hospitable little gate bids a friendly welcome to this lovely garden of Mrs. M. W. Weld of Stanwich, Connecticut

VOLUME IV

NUMBER 3

	Page		Page
Cover Design by J. Floyd Yewell		Staking Tall Flowers	C. R. Oesterlein 326
A Symphony in Charm	302	Tall Flower Stalks Harmonize With the Trees	327
The House That Grows With Your Pocketbook	303	Pruning Shrubs for Flowers	Maurice G. Kains 328
Flower Harmonies	Irina Khrabroff 306	Modern Aids in Garden Tools	Adolph Kruhm 329
Yesterday's Charm Combined With To-day's Convenience	Marjorie Lawrence 307	Gaiety in the Fall Garden	Laura Mark Brayton 350
Furniture for All Weathers	Florence Brobeck 310	Arches and Arbors	H. Rossiter Synder 352
Taking the Ire Out of Fire	Albert W. Fribourg 311	Some Unwelcome Garden Guests	E. Bade 354
Complete From Hearthrug to Hedgerow	312	Devices for American Homes	Shirley Paine 350
Pottery With a Past—and a Future	Elizabeth H. Russell 317	Hearthstone Booklets	356
Some Unusual Uses for Wallpaper	Pierre Dutel 319	Shop Windows of Mayfair	Shirley Paine 374
Tempting Tea Time Tables	Margaret Harmon 321	In and About the Garden	Leonard Barron 384
First Aids to Household Efficiency	322	Garden Reminders	386
Newcomers in the Kitchen	Dorothy Stacey Brown 323	What You Ought to Know About Dahlias	I. George Quint 388
The Costs of Building a House	Julius Gregory 324	Finding the Fitting Remedy	I. George Quint 392
Keeping in Step With the Roses	Laura Mark Brayton 325	Index to Advertisers	396

REGINALD T. TOWNSEND
Editor

LEONARD BARRON
Horticultural Editor

FREDERICK KLARMAN
Art Editor

DOUBLEDAY, DORAN & COMPANY, Inc., Garden City, N. Y.

MAGAZINES
WORLD'S WORK
COUNTRY LIFE
THE AMERICAN HOME
SHORT STORIES
LE PETIT JOURNAL
EL ECO
WEST

BOOK SHOPS (Books of all Publishers)
NEW YORK: LORD & TAYLOR; JAMES McCREERY & COMPANY
PENNSYLVANIA TERMINAL AND 10 WALL STREET
GRAND CENTRAL TERMINAL AND 51 EAST 44TH STREET
848 MADISON AVENUE AND 105 EAST 57TH STREET
370 AND 420 AND 526 AND 819 LEXINGTON AVENUE
ATLANTIC CITY: 2807 BOARDWALK
CHICAGO: 75 EAST ADAMS STREET
ST. LOUIS: 310 N. 8TH ST., AND 4914 MARYLAND AVE.
CLEVELAND: HIGBEE COMPANY
SPRINGFIELD, MASS: MEEKINS, PACKARD & WHEAT

OFFICES
GARDEN CITY, NEW YORK
NEW YORK: 244 MADISON AVENUE
BOSTON: PARK SQUARE BUILDING
CHICAGO: PEOPLES GAS BUILDING
SANTA BARBARA, CALIFORNIA
LONDON: WM. HEINEMANN, LTD.
TORONTO:
DOUBLEDAY, DORAN & GUNDEY, LTD.

OFFICERS
F. N. DOUBLEDAY, Chairman of the Board
NELSON DOUBLEDAY, President
GEORGE H. DORAN, Vice-President
RUSSELL DOUBLEDAY, Secretary
JOHN J. HESSIAN, Treasurer
LILLIAN A. COMSTOCK, Ass't. Secretary
L. J. McNAUGHTON, Ass't. Treasurer

COPYRIGHT, 1930, BY DOUBLEDAY, DORAN & COMPANY, INC. ALL RIGHTS RESERVED. TITLE REGISTERED IN U. S. PATENT OFFICE. Subscription \$1.00 a Year; for Canada, \$1.50; Foreign, \$2.00. Entered as second class matter at Garden City, New York, under the Act of Congress, March 3, 1879.

PRESENTING

ORCHID

Fresh and Exquisite

The Orchid design is exceptionally beautiful in hollow-ware. All the exquisite pieces are pictured in the Book of Orchid. Send for it.

HERE is Orchid—a new and thrilling achievement in silver design!

Turning from period patterns and accepted traditions, the artist has taken an exquisite theme from Nature and interpreted it with consummate art.

Beauty like this will live—as a solid silver pattern should—through changing vogues and passing fashions. And how perfectly this design, like lovely flowers themselves, adapts itself to any type of dining room. Was it not a happy inspiration which gave to this pattern the name of earth's most precious flower—the symbol of the beauty, luxury and elegance of modern life?

Orchid's Cost? So Moderate! Six teaspoons are but \$11.50.

INTERNATIONAL

FINE ARTS

Seward G. Dobbins

suggests
 natural cypress
 for smart
 interiors



♦ ♦ A charming Tidewater Red Cypress interior, designed by Mr. Seward G. Dobbins of Atlantic City ♦ ♦

FINELY grained by centuries of growth, Tidewater Red Cypress (Coast Type) creates a glowing charm that no other material can quite approach.

For years Seward G. Dobbins, prominent Atlantic City architect, has enthusiastically sponsored this lovely lumber—Tidewater Red Cypress.

In hundreds of his beautiful interiors, he has



♦ ♦ Although nearly a century old, Burnside Plantation House in Louisiana still attests the durability of Tidewater Red Cypress. ♦ ♦

used the "Wood Eternal" for panels, beams and trim . . . always with richly-warm effects.

"Its exquisite patterns," says Mr. Dobbins, "make Tidewater Red Cypress a smart finish for almost *any* place in your home."

And because this versatile wood does bring more mellow beauty to every room, other leading architects and interior decorators from Boston to Hollywood are using it in greater quantities today than ever before.

Tidewater Red Cypress can be used naturally, or waxed, or stained, or charred, or varnished. Versatile, indeed!

For interior use, be sure to specify "sap grade Tidewater Red Cypress." So gorgeously grained, so unique . . . it is also amazingly inexpensive! Any good lumber yard has it, or can get it for you—at reasonable cost.

Free—ideas for interiors!

To show the many different ways that Tidewater Red Cypress may be used, we offer you free of charge a new photographic booklet called "A Versatile Wood for All Interiors." Just tear out the coupon below, and it will be sent to help you plan your new interior decorations.

TIDEWATER RED CYPRESS

(COAST TYPE)

THE WOOD ETERNAL

This advertisement is published by the following members of the Southern Cypress Manufacturers' Association

Big Salkehatchie Cypress Co., Varnville, S.C., Burton-Swartz Cypress Co., Perry, Fla., Cummer Cypress Co., Jacksonville, Fla., Everglade Cypress Co., Loughman, Fla., Reynolds Bros. Lumber Co., Albany, Ga., Wilson Cypress Co., Palatka, Fla.


Southern Cypress Manufacturers' Association
 Jacksonville, Florida.

Ideas for interiors? I'm mighty interested.
 Send your photographic booklet.

Name _____

Address _____


(If interested in saving money on exterior lumber, mark here _____)



Photograph by Mattie Edwards Hewitt

A SYMPHONY IN CHARM

A perfect treasure nook is this corner of a Georgian bedroom in the residence of Dr. J. P. Hoguet. Ysel, Inc., decorators. The window treatment is unusual and the entire setting is a harmonious picture of grace and beauty



This attractive little house, in a modified Colonial style, is the first unit of a much larger house which is shown completed on page 305

The house that grows with your pocketbook

*No need to sacrifice permanence in order to secure
the perfect home of your dreams*

CRITICISM of our present brand of homelife is chiefly directed at the mutability of our household gods and the ease with which we can escape from the shrines of our hearthside for an hour, a day, or forever. The critics would have us believe that the lares and penates are hardly unwrapped from the swaddling quilts of a moving van before they are packed up again and rushed off to grace some new, more modern hearth. This mutability, they say, is bad for the public morals.

We wonder, though, if this love of change is an entirely modern idea. It seems possible that the Pilgrim Fathers may have been considered a rather flighty lot when they left their ancient homes and set sail across three thousand miles of tempestuous water. And what did the stay-at-homes say about those pioneers who followed Daniel Boone into the wilderness or the first Forty-niners around Cape Horn to California? Whatever contemporaries said, thus was our country settled, and it is because men formerly sought new homes and new surroundings that we, their descendants, may now enjoy the fulness of prosperity.


It is a far cry from the founding or development of a continent to the settling of a new real estate subdivision, but the pioneer spirit manifests itself in many ways. It is better that men should adventure for perfection, even if the quest takes them no farther than from Main Street to Grand Avenue, than that they should rest unsatisfied at home. The fact that our frontiers have been pushed into infinity does not invalidate the ex-

istence of the pioneer spirit. If there are no longer any wildernesses to settle, there are plenty of townships to be developed and plenty of homes to be improved.

In other words, it is not the *reason* for moving that is objectionable to the critics; it is the fact of moving itself. They do not think the moving vans should be so busy. They say it breaks up home life for children and parents alike.

We are offering in this number our own solution of the problem "how to secure perfection without losing permanence." The architect of this unusual house, Mr. Jonas Pendlebury, of New York, planned it so that it could be built in four stages. The idea is that a home-builder who does not want to put too much money into his house at once can buy a lot in a locality he likes or has reason to believe he will like, and can erect there a house suited to his present needs. If it is a young man and his wife, they may build a four-room house. As time passes they may wish to add to their original structure. Mr. Pendlebury has designed his house so that this can be achieved without any loss of architectural character. If they do not wish to add; if, for instance, the land values in this particular section decrease rather than increase, they may sell their house and move to another place. On the other hand, if they continue to like their particular neighborhood and do not wish to leave a house in which they have invested their first savings and which enshrines a host of pleasant memories, they may make some additions to it to take care of their changing needs. It is possible, in fact, for the





The completed house as it will look when the three additions have been made according to the plans shown on the opposite page and described in the accompanying article. The architect suggests white walls and chimneys, a brown roof, and blue-green blinds. The garage wing is at the right, cleverly disguised with windows and shades

pantry and has a china closet in it quite large enough to hold all the table china. Three windows on the rear wall (the two windows in the living room and the one in the pantry) are to have full length casement doors or sash. These will, when the additions are made, require no alteration.

On the second floor at the head of the stairs is a passage leading, on the left to the master's bedroom, 14' 0" x 16' 6", in which there is a good sized fireplace, and to the bathroom; on the right is a door into the second bedroom which is 10' 0" x 12' 6". Each bedroom has generous closet space. There is also, in the hall, a linen closet which should be cedar lined.

This, then, is the house with which we begin. It contains a living room-dining room, kitchen, entrance hall with coat closet, two bedrooms and bath with their necessary closets, etc., and it will appear as illustrated on page 303. The cubical contents of this first unit, including a cellar under the entire house and estimated from the bottom of the footings, are 18,981 cubic feet, which at 55 cents a cubic foot would make the house cost \$10,439.55 to build. The price per cubic foot varies considerably, of course, in different localities.

The first addition to the original house would, no doubt, be the dining room. The combination living and dining room is a good space-saver but it ceases to be feasible when the family grows and more dining space is required.

The dining room addition is planned for the most convenient and practical place, adjacent to the living room and kitchen. It is 12' 0" x 14' 0" with a large bay window at the

end affording a lovely view of the garden. The passage between the original living room and kitchen still serves as a pantry and will prevent any kitchen odors from entering the dining room. At this time the opportunity of placing a porch in the angle made by the dining room and living room presents itself. This is easily accomplished.

The cubical contents of the dining room are 2,935.5 cubic feet and of the porch, 534 cubic feet, totalling 3,469.5. At 55 cents a cubic foot this entire addition would cost \$1,908.22. Therefore, the cost of the house plus the dining room and porch would total \$12,347.77.

THE next step to be undertaken would be the addition of the garage wing designed to contain also a third bedroom, with bath and closet. The plan for this room makes it equally suitable as either a maid's room or a guest room. The window, which formerly lighted the passage between the kitchen and the coat closet, is now converted into a door, giving direct access to this room from either the entrance hall or the kitchen, and, as part of this wing, there is additional refrigerator space and a closet for food supplies placed in close proximity to the kitchen entrance. A narrow porch connects the main house with the garage.

The cubical contents of the garage wing are 7,262.5 cubic feet representing, at 55 cents a cubic foot, \$3,994.37.

If desired, this garage wing could be built in two parts: first the bedroom etc., and then the garage. Or, if one wished, the garage could be omitted entirely and placed somewhere else on the lot.

The fourth addition includes two bedrooms with closets, bath, and broom closet. The larger of the two bedrooms is 12' 0" x 15' 0", the smaller one 9' 0" x 11' 6". The cubical contents of this wing are 7,936 cubic feet, which at 55 cents a cubic foot would cost \$4,364.80, bringing the total for building the entire house up to approximately \$20,706.94.



We have become conscious of a kind of charm in flowers more subtle than color and fragrance, that is the graceful curves of their stems and the design and delicate shading of their leaves. A one, two and three flower arrangement in a simple vase pleases us



One should be very discriminating in selecting the type of container for the flower. Usually flowers with curved, fleshy stems look best in wide receptacles; thin stems look well in narrow openings

A laboratory retort with its narrow neck and bulbous base makes an interesting container for trailing ivy, the lower leaves of which may be seen distinctly through the sparkling, crystal-like glass



FLOWER HARMONIES

*Selected by Irina Khrabroff
Photographs by Clara E. Sipprell*

Yesterday's charm combined with to-day's convenience

An old house that had its face lifted

MARJORIE LAWRENCE

THE Olmstead farmhouse was built originally about 1750. In its latter days, the film of age that crept over it obscured its charm almost completely, until Mrs. Flora Haggard, the present owner, sensed the underlying promise of the old house and undertook its restoration.

This delightful little home, which is still fortunate in having meadow land on one side, was built with the original old house as its nucleus, although there have been many additions and several radical changes. The fresh white paint on the shingles, and the touches of bright blue on the shutters and trim impart a sophisticated quaintness to its exterior that is most pleasing. The graceful arched doorway, lighted by an old lantern which has been electrified, is approached by flagstones laid in the grass.

Within the house, one feels that time has stood still. The illusion of a Colonial home has been re-created with such artistry that the honk of a passing automobile brings one back from the past with a start of surprise. Rough-hewn oak beams support the low ceiling and the planked floor is scattered with hooked rugs. The great fireplace occupies one entire wall, and an iron kettle hangs on the hob ready for immediate use. In one corner, an odd little stairway rises to the second floor. White Dutch doors set in frames of dark old wood have tiny glass windows in their upper sections, and bolts and hinges painted black.

Three rooms in the original house have been thrown together to make the living room with the deep alcove which is at one's right on entering. Crowded bookshelves along one wall are topped by a ship model in a glass case and surmounted by two oval mirrors in heavy gilt frames. Between them hangs a specimen of handwriting inscribed, "To Mrs. Abigail Smith from her affectionate daughter Elizabeth, Ridgefield, 17th of February, 1815." The treasures of this little corner are so numerous that it is difficult to describe them all. A spinning wheel, threaded with flax stands near the hearth. In a corner between the windows is a cupboard of waxed pine, satiny in texture, which was found in the original house. Two fine old chairs, a Windsor and a ladder-back are also noteworthy. The small-paned windows are hung with simple curtains of yellow chintz.

This alcove at the right of the fireplace, is only a small section of the living room. The other part has more than its quota of riches. In the center of the room is a long saw-buck table with a top of pine and a base of maple.

At the left of the door, just under a window, stands a

simple desk of the old schoolhouse type. The chair that is used with this desk is known as a chicken-coop Windsor.

Alluring glimpses of the dining room may be had from the fireplace. This capacious room, which is one step down in the fascinating fashion of old houses, was about half its present size in the original dwelling. Mrs. Haggard has built on from here, doubling the depth of the room itself, and adding a bedroom and bath beyond it. The large screened porch on the left side of the dining room has also been built on.

Wherever it was necessary to secure additional wood, it was obtained from dismantled buildings of an early period, so that the effect of antiquity is not marred, even in such a recent part of the house as the dining room. The same buff-tinted walls of artstone and dark wooden rafters invest this room with the mellow charm of age. Window frames and cross-stripping, however, are painted green and dainty curtains of pink and green chintz are used. The large hooked rug is made in a colorful geometric pattern.


Splint-seated ladder-back chairs are drawn up to the drop-leaf table in the center of the room. The choicest piece of furniture, however, is a fine old Connecticut dresser with a scalloped apron over the top shelf, with two drawers, and paneled doors on its cupboard section. Quaint English plates and Staffordshire figures are displayed to advantage on its shelves. In the corner on the other side of the dining room is a pine cupboard with closed front, while a low pine dresser stands against another wall. The lighting fixture which hangs over the dining room table is of especial interest. It is a small ox yoke, suspended from a heavy iron chain, with two old lanterns attached to it, concealing the modernity of the electric light bulbs which they hold.

Behind the dining room, another step down, are the large bedroom and bath which have been added to the house. While these sleeping quarters undoubtedly possess qualities of comfort and spaciousness which were rare in small Connecticut farmhouses, it is to the three little bedrooms upstairs that we must look for the quaint flavor of

antiquity that invests this country home.

The kitchen lies at the other side of the dining room, directly across from the bedroom which was built on, and has its own entrance at the side of the house. It occupies the same position as the kitchen in the original farmhouse and is painted pumpkin yellow.

Retracing our steps through the dining room, we come



Old, gnarled lilac trees screen the house from the road. The front door has interesting wrought iron hinges



Photographs by Richard Averill Smith

An alcove in the living room which shows an old cupboard found in the original house. The posts and beams are hand-hewn



A typical bedroom in the farmhouse—an old four-poster bed with a patchwork quilt, an interesting hooked rug, and two rush-bottomed chairs

to the flight of stairs which have been moved a slight distance from their position in the original house. The stairs themselves are new and, owing to the change of position, easier to ascend than most old stairways. The old bannisters and newel post, however, have been preserved.

Upstairs, the three bedrooms are all tucked under eaves in the cozy fashion of Early New England. The room op-

posite the landing is covered in a sprigged wallpaper, patterned in blue and green. The four-poster bed has on it an authentic patchwork quilt and there are hooked rugs on the floor. The neat little bed table undoubtedly began life as a washstand before the house boasted such an asset as the delightful green bathroom which now opens into the hall of the second landing. Rush-seated chairs and a simple pine dresser complete the bedroom furnishings. At one end of the room, the wall projects where an old fireplace has been plastered over.

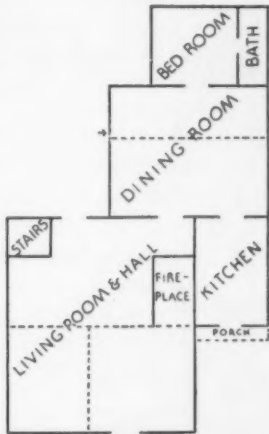
A smaller bedroom across the hall is finished in pink, everything in this room being small and dainty. A maple attic bed—a type much lower than one usually sees in Colonial homes—fits under the eaves and is covered with a patchwork quilt. A tiny draped dressing table stands beneath an oblong mirror in a lacquer frame. There is also a small three-drawer chest in the room.

Next door is the third bedroom with a blue- and yellow-sprigged paper on its walls and a geometric hooked rug on the floor. The curtains of blue chintz have a small red and yellow floral pattern which harmonizes nicely with the Turkey-red in the patchwork cover on the bed. A Hitchcock straight chair and a rocker of the same type are used in this room.

In the hall of the second floor hangs a sampler with the words, "There is no place like home," embroidered in bold


letters. In this fascinating place with its lingering fragrance of bygone days, the overworked motto strikes a chord of sentiment buried deep within us. To the hardy colonizers of the New World, "home" undoubtedly meant something that few of us to-day can really grasp. It was a refuge from the devastating winters of New England—a haven after long, long days of back-breaking labor. These old houses that still are standing—even the old furniture that has weathered the years—are invested with something precious which is being caught and held for us in the fine reproductions that are available to-day. This delightful, quaint New England home holds a picture for all of us who love good furniture, and who appreciate the simplicity and charm of these early homes of America. If we have to look at such homes with the feeling that these lovely old chairs, beds, and tables were only for the favored few who could obtain the old pieces, discouragement would fill our hearts. Fortunately, the spirit of the craftsmen of that other day has been handed down to the craftsmen of our own time, and we can now find reproductions of these pieces.

Half of the dining room has been built onto the original house, but old wood is used for the beaming, even in the addition. The dresser is a fine specimen of Colonial workmanship



The dotted lines on the floor plan indicate the walls in the old house. The line through the dining room was the rear wall

The great fireplace in the living room is rich in mementoes of the past. A cobbler's bench has been adapted to modern usage



Furniture for all weathers

FLORENCE BROBECK



Simplified lines of sturdy construction recommend couch above (Courtesy, Bielecky Bros.). Right: a stick reed couch for porch or terrace (Courtesy, Mastercraft Reed Corporation). Both smart and comfortable for use on a terrace is the furniture below of red and black wicker. (Courtesy, Ethel A. Reeve, Inc.)



TIME was, and not so long ago, when "summer furniture" meant either the rustic chairs and table which stood the year round under the trees on the side lawn; or the iron furniture which, freshly painted, was placed on the terrace. Then, too, in many homes summer things meant an assortment of wicker rocking chairs, bulbous and squeaky, both ungainly and uncomfortable. A few enterprising souls ventured to coat some of the old golden oak with green or white paint and to use these pieces on the porch and in the back yard. But summer furniture *per se* had not arrived.

The good old rustic styles still prevail in many side yards, but their crudities have been modified, the lines changed to provide comfort, and the seats and backs made of pliable woven splint—reasons enough why this furniture should still be in demand.

Iron furniture, which was as much a part of Victorian gardens as the iron deer and dogs, has held its own through changing styles. It has been modernized until it may appear with the furniture made of the modern duraluminum and other lightweight metals on a terrace or in a formal garden. As in the olden days, the iron furniture may be painted green, or, for a newer effect, it may be a gay orange, a soft yellow, a sky blue, or some other tint more suited to the awnings, the lawn umbrella, and the oilcloth cushions which we moderns find so well adapted to garden furniture.

Improvements in construction provide the newest iron chairs with flexible seats and backs, features that add immeasurably to the comfort of garden enthusiasts. With the addition of cushions or pads, such chairs are surprisingly restful. They are undeniably smart and easily handled as well. They will stand on the porch or terrace through rain storms and intense sun and show no signs of injury, if they have been painted originally with proper metallic paints intended for such furniture. These pieces, (Continued on page 340)

Photograph by Richard Averill Smith





Photograph by Harold Holiday Costain

The beauty of the Norman type of architecture is shown in this home designed for Mr. M. E. Hatfield of Montclair, New Jersey, by Frank J. Forster. Another example of Mr. Forster's work in this style is shown on page 313 of this issue

Taking the ire out of fire

Be sure you understand your policy

ALBERT W. FRIBOURG

MR. BROWN was examining his home which had caught fire the night before, and his feelings were tinged with regret and congratulations. It hurt him to look at the havoc caused by the flames and the water, but withal he congratulated himself upon his foresight in having his home insured. The damage, he figured could be repaired for about \$4,000 and the house was in-

sured for \$6,000. The insurance company adjuster was to meet him that morning and the loss, he felt sure, would be paid quickly.

The fire, too, had justified his theory about insurance. He had often said, "No house in our town ever burns to the ground. We have a fine fire department and the fire is always checked before it has destroyed the entire building. It is foolish to insure your house for its full value."

Mr. Brown's house, exclusive of the land on which it was built, was worth \$10,000. He had insured it for \$6,000 and he felt that he was adequately protected. The fact that the damage done amounted only to \$4,000 indicated, he believed, the soundness of his theory.

The adjuster arrived and after an examination agreed with Mr. Brown that the house could be repaired for \$4,000. But, just as he was leaving, he made a remark that perplexed Mr. Brown.

"I shall see that you get your check for \$3,000 within a week," the adjuster promised.

"Three thousand," exclaimed Mr. Brown. "Didn't you just say that it would cost \$4,000 to rebuild the house?"

"Yes," explained the adjuster, "but your policy contains the 80 per cent average clause which makes you a co-insurer, and you have to stand one fourth of the loss."

Taking from his pocket a copy of Mr. Brown's fire insurance policy, he read: "This company shall not be liable for a greater proportion of any loss or damage to the property described herein than the sum hereby (Continued on page 338)

Complete from hearthrug to hedgerow

*A description of the house illustrated on the cover of this issue
and in the following four pages*

ANYONE who has had the pleasure of working with an architect in the design of a house must envy us an editorial position which permits us to have one or more houses a month designed for us. It is one of our duties that we enjoy almost above all others. This month we had an especially pleasant experience.

First of all, we persuaded the well-known architectural firm of Frank J. Forster and R. A. Gallimore to design us one of their special houses. French provincial architecture in this country has almost come to mean Frank J. Forster, so successful has he been with this particular style. While the converse of this statement is not true, since Mr. Forster is too versatile to confine himself to one style of architecture, it is a fact that the Norman

Architects

FRANK J. FORSTER
R. A. GALLIMORE

Decorator

LURELLE GUILD

Landscape Gardener

MARY RUTHERFURD JAY

type of house has grown largely in popularity because of Mr. Forster's excellent designs in this style.

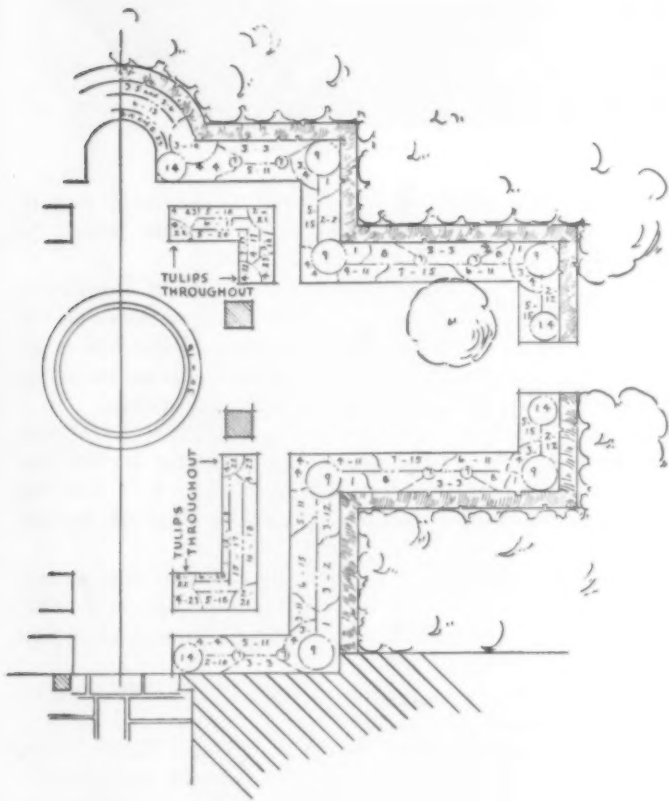
We then asked Mary Rutherford Jay to work out for us two planting plans for this house, one planting plan for the house if it is built south of the Mason-Dixon line, and another plan for the house as it would be in the North.

We gave the drawings of the house and Miss Jay's planting plans to Paul Windom, an architect who is familiar to readers of *The American Home* for the architectural research work he did for us in Europe last year, and asked Mr. Windom to model the house and grounds for us in clay.

And, lastly, we asked Lurette Guild to give us some suggestions for the interior decoration of the house and to depict two of the rooms for our readers.

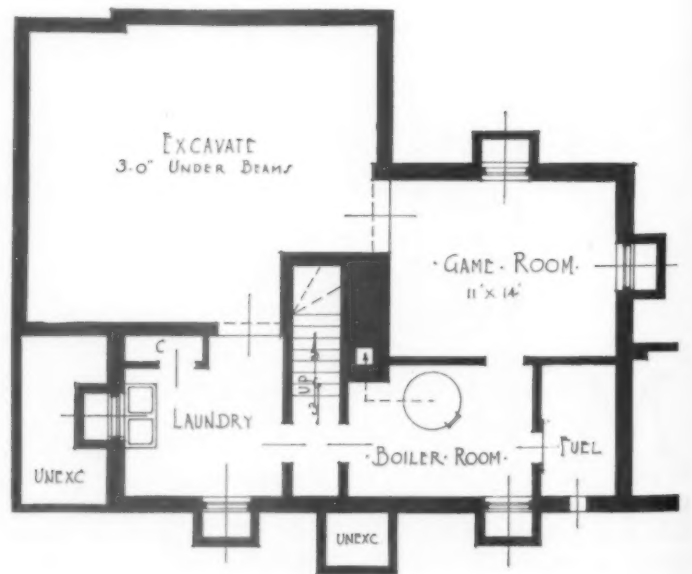
The results of these several enterprises are shown in the following four pages. The garden side of the house, painted in water colors by J. Floyd Yewell, is shown on the cover. On this page we shall merely try to give you a supplementary word picture of the house and grounds.

The architects' recommendations for the building itself are as follows: The walls to be of brick veneer on frame construction or on 6-inch hollow tile. Two coats of whitewash for walls and chimney. The quoins at the corners of the house and around the main entrance to be of bricks projecting half an inch from the rest of the wall. Common brick of uneven texture, the architects think, will make an interesting surface. The cornice is (Continued on page 336)



A general planting plan for the garden of the house on the opposite page is shown on page 315. Above is a detailed plan for half of the flower garden. The other half will be the same, reversed. The key to the numbers is on page 336

The excavated portion of the cellar of our French provincial house is shown at the right. Stairs lead down from the kitchen to the laundry, boiler room, and game room. The estimated cubical contents of the house includes these rooms

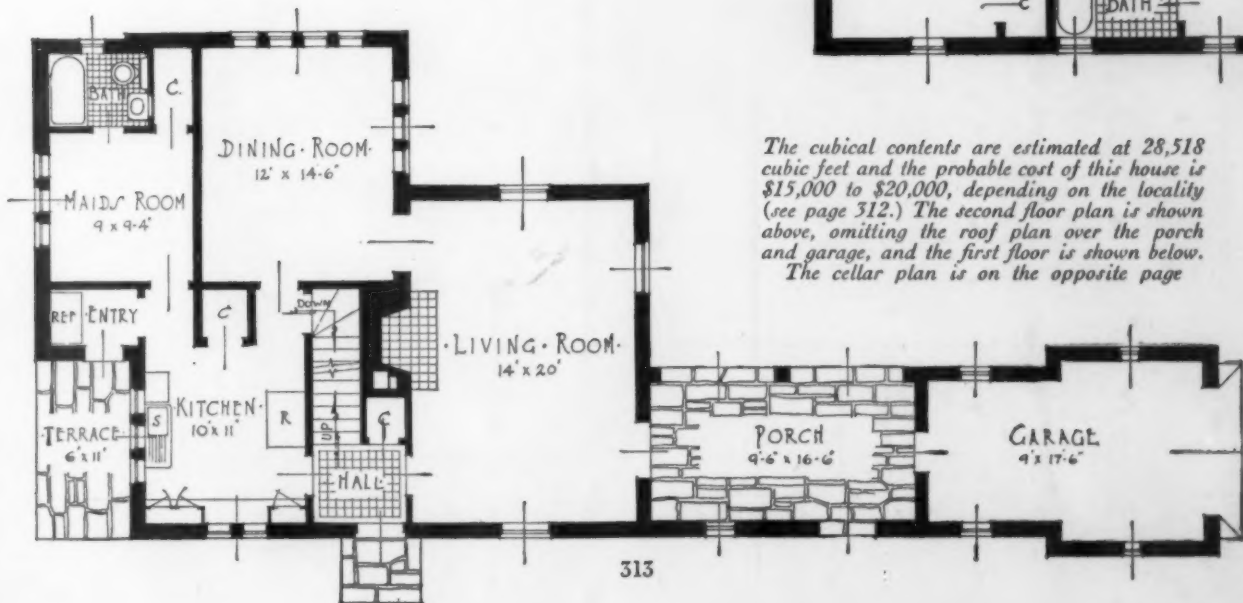
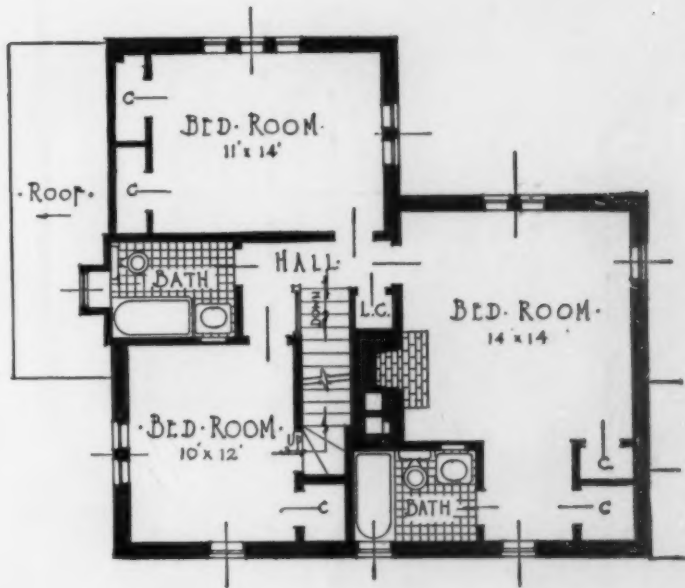




The article on the facing page outlines the architects' specifications for this French provincial house designed for us by Frank J. Forster and R. A. Gallimore, architects. Referring to the floor plans, it will be seen that in the drawing of the house, above, the two small windows to the left of the front door are in the kitchen. The large window to the right is in the living-room. The round window to the left of the porch door is a decorative feature of the half-enclosed porch; the other round window is in the garage

IN THE FRENCH MANNER

The house on the cover

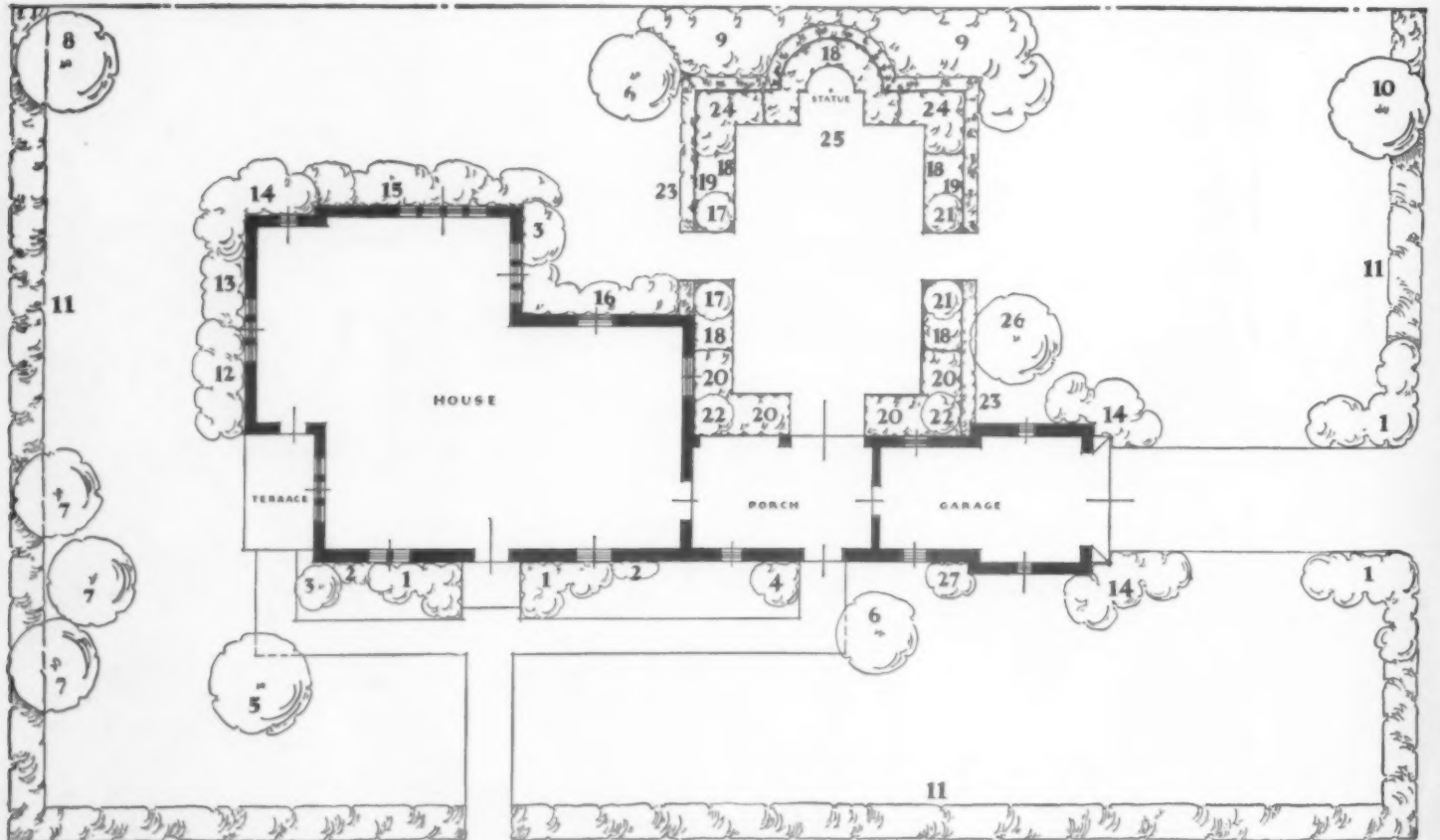



The cubical contents are estimated at 28,518 cubic feet and the probable cost of this house is \$15,000 to \$20,000, depending on the locality (see page 312.) The second floor plan is shown above, omitting the roof plan over the porch and garage, and the first floor is shown below. The cellar plan is on the opposite page



It is perhaps easier to grasp the proportions and mass of a house in a model than in a drawing. For that reason we had a model made of the house designed for us by Mr. Forster and Mr. Gallimore. Above is shown the front side of the house with the garage, at right, facing on a side street. We also had two planting plans

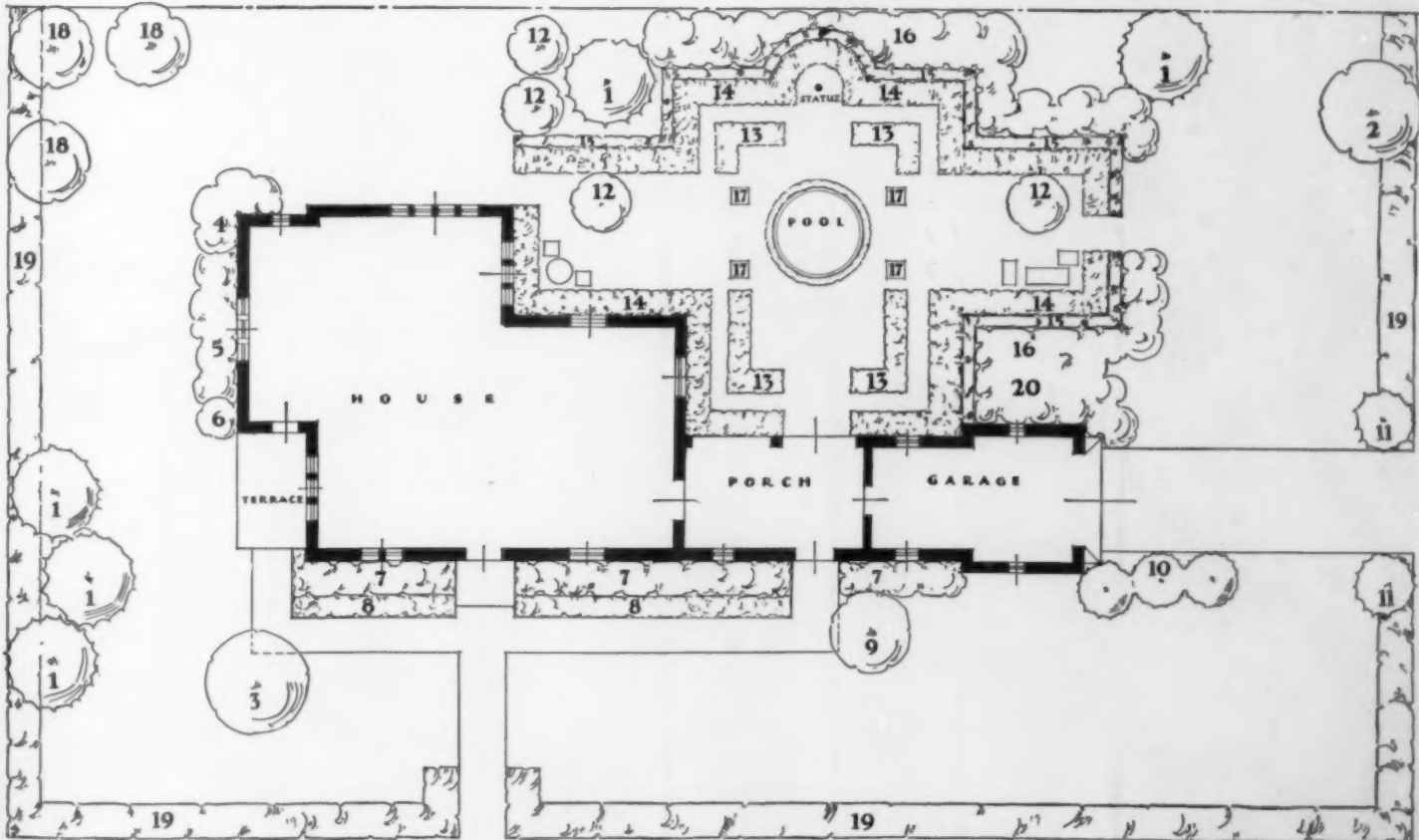
made, one for the house if built south of the Mason-Dixon line, the other for a northern garden. The planting plan for the southern garden, which is shown below, suggests the use of various trees, shrubs, and plants not commonly selected by southern landscape gardeners. The key to the numbers on the plan is on page 336






Above is shown the garden side of the model of our house as it would be on a 120 x 75 ft. corner lot. The pool is in the center. This side of the house is also shown in color on the cover of the magazine. The planting plan for a northern garden is shown below. As described in the article on page 312, the garden could be land-

scaped in easy steps. First the trees, then the tall boundary hedge, next the low privet hedge, then the flower garden (a detailed plan of which is given on page 312) and finally the pool and statue. Chairs and tables are indicated on the plan in the corners of the perennial garden. The key to the numbers is on page 336





Lurette Guild, who designed and drew the accompanying sketches of suggested interior treatments for our French house, describes them as follows: The living room, at left, to have cream white plastered walls, walnut French provincial furniture and a blue and white color scheme, using della Robbia blue for the rug, the curtains in the cupboard, and the plaid covering of the armchair, which is blue and white. The settee cushions are a darker blue. The door into the hall, at the left, may be painted blue or stained. The fireplace is simply framed with heavy stones. The view of the master's bedroom, shown below, is taken from the corner formed by the junction of the bathroom wall and the fireplace. Mr. Guild suggests the following treatment for this room: The walls to be light green and the curtains to be two tones of green. The toile used on the French provincial bed has a green background printed with a brown-black design. The bedspread is green with a darker green border. Vermilion is used for the bedside lamp and chandelier and for the post of the bridge lamp, which has a parchment shade. The rug is tan with a wide green border. Walnut is again used for the furniture, this being the customary wood used in the French provincial style



Pottery with a past —and a future

ELIZABETH H. RUSSELL

JOSIAH WEDGWOOD was born on July 12, 1730, in Burslem, England, and the two hundredth anniversary of his birth will be celebrated this year during the week of May 18th to the 24th, at Stoke-on-Trent. Here will take place daily historical pageants, and visitors will have the opportunity of seeing exhibitions, both of the modern pottery and of a loan collection with beautiful examples of old Wedgwood, including some sent by Queen Mary from Windsor Castle. On the quaint memorial tablet designed by Flaxman, in the parish church, visitors may read: "Josiah Wedgwood converted a rude and inconsiderable Manufactory into an Elegant Art, and an important part of National Commerce."

Josiah was the son of Thomas Wedgwood, and one in a long line of a family who had been potters in the Staffordshire district all during the seventeenth century, so he came naturally by his love for his craft.


In Miss Eliza Meteyard's interesting history of Wedgwood's life, a charming picture of his childhood is drawn. The Wedgwoods were a self respecting and amiable family, with parents and children all singularly united. The small Josiah trudged daily, with his older brothers and sisters, seven miles to a school in a neighboring village, and in those walks there is no doubt that the beauty of the lovely English countryside was deeply impressed upon his sensitive and observant mind.

There he gathered honeysuckle and wild strawberries, blue convolvulus, ivy, holly berries, trailing vines, and autumn leaves, all of which appeared in his favorite designs later on. It is said that on a rough shelf in one of his father's working sheds Josiah had a childish collection of shells, surely prophetic of the future when so many of his lovely forms were based upon these curious and natural objects.

But when Josiah was only ten his father died, and he was immediately taken from school and apprenticed to his older brother, Thomas, who had taken over the management of the family business. Here he learned to "throw the clay," that is, shape it on the wheel, and from this humble start



Wedgwood's most famous achievement, a perfect reproduction of the Portland Vase. An outline of this vase is used for the Wedgwood trade-mark



Examples of embossed Queensware, classic shapes with decorations of delicate grape vines on cream ware. (Photograph by Dana B. Merrill)

in early childhood he progressed year after year to the pinnacle of his fame.

In 1752 he became manager of a small pottery at Stoke-on-Trent, at a very moderate salary. Within the year, however, he had advanced to a most important position, for he became the junior partner of Thomas Wheildon, of Fenton Low, then considered the most skillful potter in Staffordshire. Many of Wheildon's apprentices became master potters but Wedgwood heads the list, and there is no doubt that this experience encouraged him to become a manufacturer on his own account.

In 1759 he took the Ivy House and works, at Burslem, and there turned out great quantities of the salt glaze and common green and yellow wares which were staple in the households of England, and found a ready sale. The salt glaze finish was discovered by accident, as a woman who was cooking salt pork in an unglazed vessel noticed that where the brine had boiled over the sides a glaze had been formed on the coarse pottery. From this humble beginning was developed the "salt glaze" which was popular in pottery making for many years.

After Wedgwood had added the Brick House works to his holdings, he labored to develop the cream color ware and, after many failures and great losses, he secured the beautiful lustrous ware which was one of his outstanding successes. In 1761 he gave a service of this to Queen Charlotte, who was so delighted with it that she allowed him to call it "Queensware" in her honor, and in 1763 he was appointed Potter to the Queen. In 1773 Catherine of Russia ordered a "vast creamware service to bear views of British scenery," for use at Grenouillière, which formed a part of the palace at Tzarsko-selo, near St. Petersburg. The mark of a frog



The great classic revival in England influenced the design of many of the Wedgwood vases. Figures and other decorations were put on by hand



"Prairie Flowers," a design made from an entirely American inspiration. The artist travelled to the West to see the spring wild flowers. (Photograph, Dana B. Merrill)



Josiah Wedgwood's portrait by Sir Joshua Reynolds, reproduced on a Queensware plate as a souvenir of the 200th anniversary of his birth

An attractive cream soup service of Wedgwood china, and flat silver in the new "Orchid" pattern showing the new long-handled Viande knife and fork. (Silver, International Silver Co.; photograph, Dana B. Merrill)



was to be painted on the under side of each piece as a distinguishing sign. This was one of the most famous dinner sets of the world. An interesting book, "The Imperial Russian Dinner Service," has been written about it by Dr. George C. Williamson.

Another famous table service was made at the Wedgwood works when they carried out an order from President Roosevelt for a 1200-piece set to be used at the White House. The plates of this set are decorated in gold with a conventional border of stars and stripes, upon which, in a panel, is imposed the coat of arms of the United States in colors.

The beautiful Queensware, both plain and embossed, is still made at the Wedgwood potteries, and has always been a favorite on account of its lovely design as well as for its serviceable quality. In the embossed ware the delicately raised decorations, the tiny grape vines, and miniature figures of Greek origin are all put on by hand as they were in Wedgwood's day. The purity of the designs is due to the fact that many of them originated one hundred and sixty years ago at the time of the great classic revival in England.

AFTER Wedgwood had placed his manufacture of domestic products on a money-making basis, he turned his attention to the production of artistic wares. The intellectual world of his day was much excited over the discovery of Pompeii, and in the recovery of the wonderful painted vases from Italy, so it was natural that Wedgwood, always abreast with the times, and keenly interested in anything to do with his art, should have turned at once to these exquisite models for inspiration. Among the able artists who worked for him at this time is the great John Flaxman, R. A., who copied many of his designs from originals in the museums of Italy. These were often used in the cameos which were incorporated in the jewelry of the time, or in larger medallions which Robert Adam, the great architect, used as decorations in chimney pieces, and even occasionally in furniture. Collections of these miniature masterpieces were a popular fad of the day, and many of them are to be found now in great houses in England.

About 1754 a new form of printing on pottery was invented by Sadler and Green of Liverpool, and this roused Josiah Wedgwood's keenest interest. Perhaps it was on a tour to Liverpool to learn more about the new processes

that he met the man who was to become his partner and dearest friend, Thomas Bentley. Apart from his extremely happy marriage with his cousin, Sarah Wedgwood, this friendship with Bentley was the richest relationship of Wedgwood's life, and Bentley was the person to whom he ever turned for sympathy and understanding in all his ambitious undertakings. They entered into partnership in 1768, and this connection ended only with Bentley's death in 1780. Bentley was well educated, a handsome, courtly man, skillful in making social connections. When he took charge of the new venture, the salesrooms in Soho, London, their success was guaranteed from the start. The rooms became the rage and the rendezvous of quality and nobility, the sales increasing so rapidly that larger space had to be taken very shortly and the business (Continued on page 362)



Quite original is the decorative effect of designs cut from wallpaper and pasted on a mirror to be used over a mantel

Some unusual uses for wallpaper

Which have proved successful

PIERRE DUTEL

Sketches by Jack Manley Rosé


A FEW unusual decorating ideas that I have seen successfully carried out are outlined in this article. None of them involves much outlay of money and all of them can be achieved by the housewife herself without the assistance of decorator or painter. In my experience as a decorator in New York, I have found that the most attractive effects are often produced by the simplest means. It is not always necessary to invest in period antiques or expensive hangings to redecorate successfully. Furniture reproduction and quantity manufacture of materials have achieved the positions of subsidiary arts. They should be cultivated by the housewife.

To begin with, in decorating or freshening up one's house there is nothing so helpful as wallpaper, whether it be to repaper a room and thus entirely alter the previous decorative scheme, or merely to do over some nook or corner and thus introduce a new note into the present scheme. With the modern excellent stock of wallpaper designs and the increasing number of ways in which they can be put to good decorating use, it is possible to achieve any number of desired effects in very simple ways.

One suggestion is to make use of the border papers which have recently returned to the favor of decorators. To take a specific example: the walls of a certain room were repainted a soft gray-green and they were then divided, in proper proportions, into panels, by the use of an architectural border paper which comes by the yard already cut out. This particular border paper was in tones of gray and followed a well-known classical design. It was used to divide the walls into upper and lower panels and also to simulate a



A border paper in blue with narrow gilt band on each side and little rosettes of gold at intervals was used to outline the panels in this room. With the peach color walls and soft blue ceiling the effect is unusually dainty



The central pattern of a toile de Jouy paper was cut out carefully and used to decorate the painted furniture and door, lending charm and distinction to this room

chair rail around the room. A strong paste was used to fix it to the wall and then the entire wall was waxed and rubbed so that it became one harmonious surface ready for pictures, draperies, and other decorations.

This treatment is particularly good for halls and entrance foyers that are simple and formal in design. Where it is desirable to introduce more color and design into the wall surfaces, cut-out panels of marbled paper can be inserted within the applied borders.


Another suggested application for border papers is to use them to outline the baseboard and cornice of a room and then carry the borders up the wall in the corners to form an effective outline for each side of the room. Such a treatment is shown in the illustration on the preceding page. The walls were painted peach color. The ceiling was kalsomined a soft blue. Then a blue border with a narrow gilt band on each side and little rosettes of gold at intervals was applied to the wall as described above. The dressing table in this room was also treated with the same border paper. Strips of it were pasted on the flat wooden mirror frame of the dressing table (which is draped in peach silk) and a band of the same border was pasted underneath the glass top of the table.

Many of the loveliest of modern wallpaper designs are of the toile de Jouy type. These are especially suited to the purposes of the

home decorator. Not only are they excellent for all-over room decoration, but they lend themselves to interesting transformations with scissors and paste-pot. One of the accompanying illustrations shows a room in which great success was achieved in this way. The central pattern of a toile de Jouy paper was used on the painted furniture in this room. The design was cut out and pasted on the back of a painted bed, and some chairs, and on the fronts of drawers in a little painted chest. The door panels were decorated, too. The final effect was charming.

I shall never forget the surprise and pleasure I experienced some years ago in visiting a Western home which I had helped to decorate by correspondence. One difficult feature of this house was a hallway that had seven doors in it. Now doors are almost the hardest things to incorporate in any decorative scheme; too often they are merely rectangular blank spaces in an otherwise harmonious whole. What could one do, I wondered, to make anything of a hallway in which there were seven large doors! But how pleasantly was I surprised when I actually entered the house!

This hallway, which should have been a perpetual curse to the erring (Continued on page 366)



To hide an unattractive view of a yard or court it is possible to treat a window with wallpaper

Tempting tea time tables

MARGARET HARMON



A low tea table of Early American origin lends itself well to this pewter service. (Courtesy, R. H. Macy & Co.)



A service for tea after a bridge game. The sterling silver shown is particularly interesting for its smart modern lines. (Courtesy, Sterling Silversmith's Guild)

AMERICANS are gradually losing the feeling that there is something effeminate about tea drinking. Gatherings on Saturday and Sunday afternoons now are apt to contain an increasing masculine quota. The American business man rarely takes time off during the week to indulge in tea sipping and the leisurely conversation which is its natural accompaniment, but business women who have short hours often find that a cup of tea and a chat make for pleasant relaxation after a hard day.

Tea parties are a delightful and facile way of entertaining, within reach of all. Dinner or luncheon parties require infinitely more preparation, and the problem of service must be considered when a large group foregathers. Self-service at afternoon tea is almost a fixed rule, and its preparation is a simple matter if one keeps the necessary supplies and appointments on hand. The informality of the intimate tea party is, of course, its chief attraction.

Tea in the living room requires, first of all, a table for the service. One of the living room pieces may be cleared for action or a card table may be set up and spread with a tea cloth. The shops abound in fascinating small tables that are quite adequate for two or three people. A low table which stands in front of the couch or easy chair where the hostess sits to pour is the vogue of the moment. This piece should, of course, be in keeping with the other furniture. Provincial French combines well in a room with Early American reproductions or antiques. Eighteenth-century English types nearly all look (Continued on page 346)



Tea for two—with attractive china and equally attractive silver plate flatware (Courtesy, Stern Bros.)




Rebels

A waterless cooker in the center surrounded by sturdy aluminum and steel utensils, a Dutch oven, double boiler, mixing bowl, accurate scales, automatic can opener, kitchen clock, knife sharpener, grapefruit snippers, and electric reamer. These all assist in the smooth running of the culinary side of the household. (Courtesy, R. H. Macy & Co.)

FIRST AIDS TO HOUSEHOLD EFFICIENCY

Newcomers in the kitchen

DOROTHY STACEY BROWN



tables, and dessert. Only a small quantity of water is put in the cooker and as soon as the automatic vapor lid begins to click, the gas underneath may be turned down to a pin point and cooking will continue. An advantage of this cooker is that one may start a meal in it and leave it for hours, returning to find the food cooked perfectly.

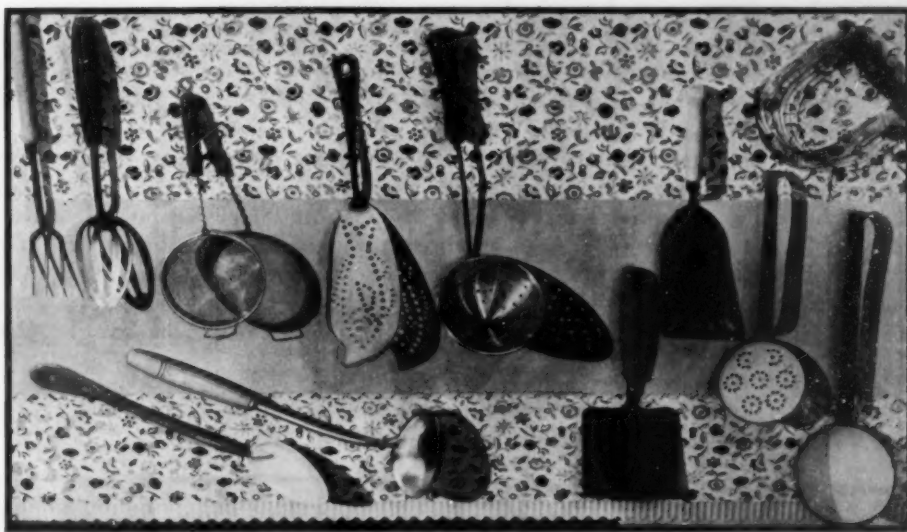
Rice is now boiled in a "grown-up" tea ball, with a short chain by which it may be suspended to drain, so that its contents are white, dry, and fluffy when taken out. New can openers tempt the modern housewife to make constant use of the variety of canned foods of excellent quality now on the market, since by clamping one of these ingenious openers onto her table, standing a can on it, and turning a screw, the top comes off neatly with all the sharp edges turned in. Fruit reamers are essential for the preparation of our daily quota of citrous juice, and vary from the inexpensive glass models to the more intricate ones with suction feet which keep them firmly on the table, and ending with the stately, labor-saving electric machine that is a boon in a large household.

An interesting kitchen miscellany of small but useful devices, each one well designed for its particular purpose. (Courtesy, R. H. Macy & Co.)

ANYONE about to furnish a kitchen may be envied her task with all the new, useful, yet inexpensive equipment that beckons alluringly to her from every kitchen department. To achieve perfection, she must begin with the essentials, add a carefully chosen number of the ingenious devices that save time, temper, and labor, and finish with a few of the implements needed only occasionally. Then her housekeeping will be raised to a science, if not to an art.

She may start with several of the new pots and pans of indestructible steel which will prove an eventual economy, since these heavy, beautifully made pieces are guaranteed for a lifetime. They will not rust, burn, or be affected by vegetable acids, and they come in all conceivable shapes and sizes, including double boilers, mixing bowls, preserving kettles, frying pans, and even refrigerator dishes in which roasting or baking may be done and the food kept in the same dish and stored in the refrigerator until used.

Aluminum is as popular as ever, and just now more and more pieces are appearing in the extra heavy ware for waterless cooking. Triplicate pans, closely fitted together, make it possible




A few of the spoons, ladles, turners, and strainers which the well equipped kitchen should possess. A pastry mixer is in the upper right hand corner. (Courtesy, Gimbel Bros.)

to cook three foods over one burner and permit the housekeeper to keep her fuel bill down. Self-basting skillet and Dutch ovens which roast and braise on top of the stove are very satisfactory, but most wonderful of all is the cooker in which it is possible to prepare a whole meal at once over one burner. It contains pans and racks for meat, vege-

For the preparation of our other daily appetizer, the grapefruit, there are various types of stainless steel knife—one with double edges like miniature saws, one with a two-pronged blade with which to remove seeds, and to complete the job, a strong corer that snips out those tough centers with great dispatch. Knife (Continued on page 368)

The costs of building a house

JULIUS GREGORY, A. I. A.



The house (and, below, the floor plans) designed by Mr. Gregory as the model for this series of articles

A MODERN system of plumbing is so different from the old style plumbing that there is little comparison between them. The layout of a modern plumbing system arranges the skeleton of pipes and fixtures in such a way that every part of the system can be easily reached for repairs. This necessitates access doors in some cases at the head of the bath tubs, particularly when the bathrooms are tiled. These access doors can be either in a closet or in the wall of the adjoining room. The pipes in the plumbing system are installed after the framework of the building is up and frequently timbers must be cut to allow pipes to pass. It is essential, therefore, to guard against the cutting of any timbers which would weaken the framework. Sometimes skilful planning is required to reduce the cutting of timbers to a minimum.

The first consideration in the plumbing installation is the lead-in from the city water main. A permit has to be obtained to tap the city main and the lead-in pipe should be either brass, lead, or galvanized wrought iron. In some cities where the water pressure is excessive, it must be reduced by placing a pressure regulator on the water supply pipe just inside the cellar wall. This is necessary because it is not wise to have the plumbing system under a constant high pressure. In this manner water enters the pressure regulator under high pressure and flows out the other end under reduced pressure, the reduction being accomplished by a system of springs and levers inside the regulator. These can

be regulated by adjustments to deliver water at any number of pounds pressure from forty down to twenty-five pounds. The size of the water supply pipe from the street into the house is sometimes limited by the regulations of the local water company. Some water companies limit the size of the lead-in pipe to 1", but once the pipe is inside the building it may be connected to a larger pipe if desired.

When the water supply has been brought into the cellar,

it is carried along walls or ceilings to the various basement fixtures, then up through floors and partitions to the floors above.

The sizes of pipes vary to meet the requirements of the particular fixtures, for instance: laundry trays need a $\frac{3}{4}$ " pipe; sinks, a $\frac{1}{2}$ " pipe; bath tubs, a $\frac{3}{4}$ " pipe; showers, a 1" pipe; wash basins, a $\frac{1}{2}$ " pipe; water closets, a 1" pipe; and if flushometers are used, $1\frac{1}{4}$ " and $\frac{1}{2}$ " to hose bibbs on the outside of the house. Various shut-offs should be arranged in the basement in the different lines of water supply pipes so that one branch may be shut down for repairs without disturbing the supply of water to other branches. All pipes must pitch back to these. A main valve should be provided

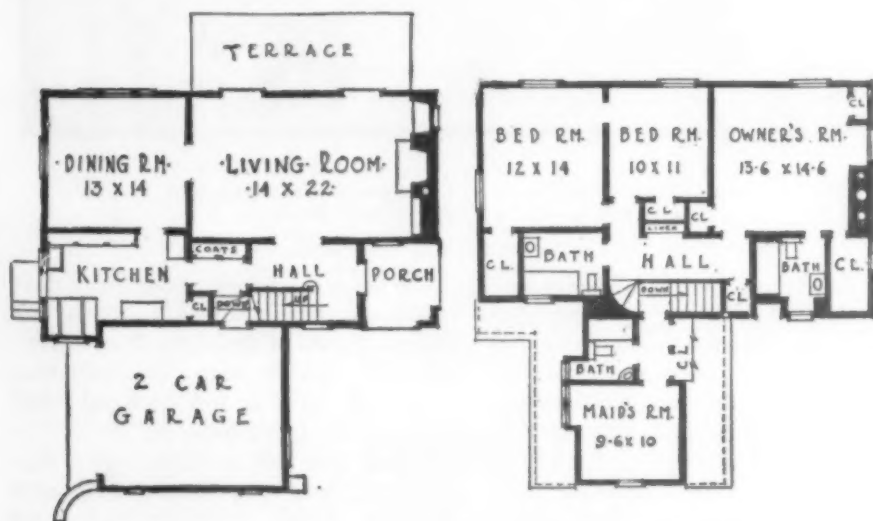
just inside the cellar wall to shut off the entire supply. Each bathroom should have a separate shut-off. These valves should be arranged conveniently in the basement, each one tagged with a metal tag and labeled so that in emergency one can go to the cellar and quickly shut off any line. Also these valves should be provided with a drain so that when the lever handle of the valve is turned it shuts off the supply

of water and at the same time allows all the water contained in that pipe line to drain out through a hole in the side. Where the location of pipes would indicate there is danger of freezing, they should always be protected by pipe covering consisting of felt or some other insulating material. Hot water pipes should always be covered. Water piping installations are made with brass, copper, copper tubing, steel, or wrought iron. Sometimes galvanized iron is used on the cold water lines.

In addition to the cold water supply, it is necessary to run a corresponding system for the hot water. The owner should always insist that what is known as the circulating system be employed. This consists of a small pipe returned from the highest section of the hot water riser back to the boiler. Thus a loop (Continued on page 348)

Editor's Note

Mr. Gregory, who is a well-known architect of New York, designed for THE AMERICAN HOME a house that can be built in four ways: in wood, stucco, brick, or stone. The first article in this series (this is the fourth) outlined the specifications for the house. Contractors' estimates showed that it would cost \$17,000 to build in stucco in the neighborhood of New York. Subsequent articles enlarged on the specifications and described the variation in cost caused by the use of other materials. This month Mr. Gregory gives the full details of the plumbing and heating systems intended for this model home.





Roses reward the gardener with luxuriant bloom in proportion to the thought and the careful attention that is expended upon them

Keeping in step with the Roses

LAURA MARK BRAYTON

IT ALWAYS seems a pity to me that the rose season comes so comparatively early in the gardening year. After the great late June and early July display of rose bloom is past, most of our gardens are never so lovely. There seems to be a zest and urge to the gardener in the early summer to bring his Roses to perfection; and even though the Hybrid Teas produce the entire summer, more or less continuously, the magical desire wanes a bit after the first luxuriant bloom.

We grow our Hybrid Perpetuals a little differently from the prescribed rules of most rosarians, but we have been especially successful with them and the bushes are very prolific of bloom. When the plants are uncovered in the early spring we cut off all weak side shoots and dead or broken branches. We then cut back the plants to about three feet and tie them as tightly as possible to stakes

of the same height. Experts say the flowers will not be large unless the cut back is severe, but I do not find that to be so. My Roses throw out blooming shoots all up and down the three-foot bushes, completely covering the stakes and I defy anyone to have larger, more perfect or more profuse flowers on good long stiff stems than I have here.

OF COURSE my Roses are carefully tended. We uncover our bushes early—before they have a chance to start growing under their winter covering. They are all gone over and dead wood is removed. Climbers are tied securely to arches, arbors, and stakes. The Hybrid Teas and the Polyanthas are severely pruned to about nine inches. All are well fertilized with bone meal, wood ashes, and old cow manure if available. When the buds form, we dig a trench around each bush about three

inches from the main stem and sprinkle in some nitrate of soda—about two tablespoonfuls for a large bush and half as much for a small one. This is covered with earth and if there is no rain within twenty-four hours, the hose must be applied and the tonic washed to the roots.

Be sure in this month of June, and the succeeding ones, to keep your Roses free from green aphids by spraying with Black leaf 40 to which some soap chips have been added to make the fluid spread more freely. Regular applications of Masee dust will eliminate black spot; and be sure to keep watch for green worms and rose bugs. We have been particularly fortunate here in Central New York in never having had a rose bug! I never have even seen one, to my knowledge, and hardly dare say so as I am afraid they may arrive at any time. (Continued on page 368)

Staking tall growing flowers

*Skillfully done with inconspicuous supports
it is an art that simulates nature*

C. R. OESTERLEIN

THE use of plant stakes may be regarded as a necessary evil, but I prefer to classify it among the arts which conceal art and strive to simulate nature.

A flower garden, all neatly staked and carefully tied, with every stake showing and every knot in evidence, may be an indication of conscientious care but it is certainly not "a lovely thing"—neither is one in which nature has been entirely unaided. Plants, blown and broken by wind, beaten down by rain, bent by blooms too heavy for frail stalks, mutely cry out for help; and when it is really necessary, help should be given.

Often the need for staking can be obviated by correct planting, however. This is notably true of *Gladiolus* and *Lilies*, to give two examples that come most readily to mind. If the bulbs of these plants are put deeply enough into the soil, the flower stalks, even when tall, will not require support. In the case of *Lilies*, it is particularly desirable to eliminate the use of stakes, since a gentle swaying is an essential element of the charm of these garden beauties.

But there are many flowering plants which, however correctly planted, require some support. For this purpose a number of materials may be employed and care should be taken to use the kind most appropriate to each need.

Tulips, especially the tall Darwins and Breeders, often need a little support and this is best supplied by placing bits of twiggy brush among them. The Tulip leaves conceal the twigs, and no string or tying of any sort is necessary.

For taller plants, that are not too heavy, bamboo canes, stained green, have been found quite satisfactory. A stake of this sort should always be placed in back of the plant and close to its main stem which should be tied to the support with green string. The foliage of the plant and the inconspicuous color of the staking material combine to render the support actually invisible. Sometimes, in the case of large clumps (such as *Delphinium* or *Anchusa italica*) several bamboo canes may be needed. These should be placed in an arc in back of the clump, the cord knotted firmly around each stake in turn and then brought loosely around the entire clump.

ALSO excellent for plants of this character are the ready-made wire supports which consist of an upright wire and an attached wire loop. In fact, these stays (which come in various sizes and are adjustable both as to height and size of loop) are the most adaptable of all staking materials and are, of course, by far, the most durable. Given a coat of paint occasionally, they last for years. These wire supports are particularly useful for bushy perennials of a somewhat loose and straggling habit of growth. The vertical wire holds the plant upright, and the loop serves to keep the clump pleasantly compact and yet allows it to spread enough to appear desirably unrestrained. Covered by foliage and flowers, the wire is extremely inconspicuous.

Heavy tall plants, such as *Chrysanthemums* and *Holly-*


hocks, often require a stronger support. For them the tapering green-painted wooden stakes should be chosen but never those which, for some unknown reason, are white-tipped. No amount of skill can conceal their offensive conspicuousness and artificial effect.

A problem of a unique sort occurs in the case of *Sweet-peas*, for here it is impossible to conceal the support since it must be in place and ready to function when the vines are only an inch or two high. But, happily in this instance, the question is not primarily an aesthetic one since *Sweet-peas*, dainty though they are, lend themselves but little to garden design. Grown in rows in the cutting garden, or even introduced among the humbler denizens of the vegetable patch, they are happily at home, and it matters little whether the support to which they cling is itself decorative or not. The one most commonly used is chicken wire, yet it is, perhaps, the least satisfactory support for *Sweet-peas*. In days of intense heat, the wire becomes hot, and scorches and shrivels the delicate tendrils by which the vines cling. What does it avail us then that the roots of the *Sweet-peas* are deeply entrenched in cool moist soil and the ground is protected from the sun's rays by a mulch of grass clippings if the flowering-vines, for whose sake we have seen to all this, are seared by the support we have provided? Better than wire is hempen netting stretched between sturdy posts. Its disadvantages are that it tends to sag, and hence the uprights must be close together and, after a season's exposure to sun and rain, it is likely to have rotted and must be discarded. Best of all for *Sweet-peas* is brush arranged in a row to form a close and compact support, for brush possesses merits both practical and artistic. It is always cool, its irregularities provide encouraging foothold for the clambering vines and its natural effect harmonizes well with the character of *Sweet-peas*. Indeed, a background of brush actually enhances their simple and homely charm.

WHATEVER staking material is used, one precept must be borne in mind—the stake must never be as tall as the plant it supports. Sometimes, in fact, even in the case of tall plants, a stake, two or three feet in length, will be sufficient to keep the plant upright even in stormy weather. *Perennial Asters* and *Boltonias* are plants of this type. If well supported for about a third of their height, the flowering top will spray out with careless grace giving an effect of luxuriance and airiness which taller staking would prevent. It is in this connection that the wire contrivance—and there are several on the market—is so suitable.

The method of tying also may require a word of explanation. The string should always be tightly knotted about the stake, to prevent slipping, then brought loosely around the plant and tied in back close to the support. Both in the interest of efficiency and appearance the tying should be nearer the base than the top of the plant. If more than one tying is needed, the lower one should, of course, be tighter than the upper.

In staking, as in all other branches of the art of gardening, skill develops with practice, but, in conclusion, two guiding principles may be stated: The supporting stake or wire must always be strong enough and deeply enough embedded in the ground to fulfill its function of being useful; and it must, as far as possible, be rendered invisible as, in no case, can it be ornamental.



Photograph by Mattie Edwards Hewitt

**TALL FLOWER STALKS
HARMONIZE WITH THE TREES**

Spires of tall growing flowers lend much to the garden picture, but often they need a little encouragement in the way of a support. This support must be rendered invisible, if possible, as it can never be ornamental

Pruning shrubs for flowers

MAURICE G. KAINS

Forsythia flower buds are not protected by green leaves, nor are they developed on green shoots. Flowers open before the leaves appear



Weigela blooms on tips of short leafy shoots arising from dormant buds that were formed the previous summer and fall



Redbud has naked flowers like Forsythia, nestling closely to the trunk and branch of the bush, and almost invisible in winter time



Quince is like Weigela in making bloom as shown above on the tips of short new green growth of the current season

WHEN you are told that "the proper time" to prune your shrubs varies with each shrub do not imagine that you will have to become familiar with an endless amount of detail, for the principle is so simple that you can boil it down into a terse rule, easily remembered: Prune after blooming!

The principle has to do with the formation of the flower buds and the time these buds burst into bloom. Without exception, the blossom buds that open in early spring are developed during the previous summer and kept dormant all the winter. Some of them, such as Forsythia and Spice-bush, are so conspicuous that you can recognize every one. You may even pick them out in late summer or before the leaves drop in the fall. Others, for instance, Weigela and Mockorange (Philadelphus), that blossom later in spring, you cannot determine so easily, though observation during the spring will show you that they appear either at the ends or along the sides of short green growing shoots. The buds which develop into these shoots were also formed during the previous summer.

FURTHER observation during the blooming season will show you that the majority of the flowers are borne on the outsides of bushes near the tips of the branches where they get most air and light. From all this you will correctly conclude that not only do all spring blooming shrubs carry their blossom buds over winter but also that every time you cut off a stem, especially one which is well branched and twiggy, you reduce the numbers of buds that would bloom in due season.

You can see also that when the "peripatetic pruner" in spring barbers a bush to any set form, he destroys the very parts that you grow the bush for—the parts that bear flowers! In other words, the more you prune during the dormant season, the fewer flowers you get! As the great majority of flowering shrubs bloom in spring or early summer you see that your disappointment will increase in proportion to the number that you abuse by pruning while they are dormant.

Though at first glance the small minority of shrubs that blossom between June and October may seem to belong with the spring and early summer kinds that produce their flowers on short green shoots, they properly constitute a little class by themselves, for though they do produce their flowers on green shoots, you can and should cut them back more or less while they are dormant or just as their buds begin to swell. This will (Continued on page 390)

Modern aids in garden tools

ADOLPH KRUEH

GARDENING came later than farming. Farming being a matter of quantity production, tools were developed to cover a maximum of ground in minimum time. When someone created the first garden, he made it with the handiest farm tools, and the same type of tool is still in use!

Some of those farm tools become a real garden menace in the hands of the inexperienced. It is one thing to hoe a potato patch. To manipulate the same hoe in a garden full of diversified crops is a different matter. And small, indeed, is the number of gardeners familiar with the widely varying root systems of different garden crops.

The home gardener must recognize four very distinct types of root. This applies to vegetables and flowers alike. In one group we find distinctly elongated or so-called tap roots; in another, fine, fibrous, compact root systems. The third and by far the largest class presents a combination of the other two, having both tap roots and fibrous lateral roots in a greater or lesser degree. A fourth

class brings us distinctly bulbous or fleshy roots such as we find in Gladiolus, Tulips, etc., with any fibrous roots extending down below. These we need not consider here at all, because cultivation of this class is simply a matter of adequate surface tillage.

Using a few of the more popular vegetables and flowers as an illustration and calling the first three groups, Class A, B, and C respectively, here is an example as to how to classify the various groups in your mind:



A comparison of the original type of agricultural rake with the newer small garden size. Similar pairs to right and left

Class A (Tap roots)—Beet, Carrot, Radish, Snapdragon, Lupin, Oriental Poppy.


Class B (Fibrous)—Celery, Cucumber, Tomato, Marigold, Cosmos, Delphinium.

Class C (Combination)—Corn, Egg Plant, Lettuce, Iris, Peony, Aster.

Class A appreciates tillage to a depth of three or four inches. Class B needs hilling, partly to provide support for the plants (Marigold and Comos), partly to keep any disturbance away from the roots (Cucumbers, Tomatoes). Class C cannot be dealt with in such general fashion. However one rule is absolutely safe: Do not hoe within the circle created by the foliage spread of the plants. If any closer weeding has to be done, use a short-toothed scratch weeder or small rake. Corn and other tall growing vegetables and flowers in this class should be supported by hilling.



Long rooted weeds like Dandelion and Dock call for a special tool that will remove not cut off the root



For every score of cultivated plants every garden holds a hundred weeds. They vary widely in their habits of growth and mode of multiplying.

Some scatter seeds and then die, leaving many offspring to carry on the war of invasion. Some of these, like Pigweed (*Amaranthus*), develop so rapidly that, if undisturbed, three generations will bloom and go to seed in one season.

Another group, far more difficult to combat, spreads seeds, develops formidable roots which are perfectly hardy and survive the winter as Perennials. The best known offenders in this class are the Wild Carrot, the Dandelion, and Dock. A third class also spreads seeds, but in addition multiplies by division of the plant. Chopped or broken off parts of plants take root and become new plants. Purslane is the worst of this type. And still another group multiplies by spreading roots which send up new shoots in all directions. Mint is an example.

OBVIOUSLY no single method of eradication can be used and no single tool can successfully assail the varied horde. Fortunately, tool manufacturers are constantly at it, developing special tools that will enable even a novice to weed and cultivate with safety. Besides the three tools needed in garden making, spade, rake, and hoe, we now have a vast number designed especially for keeping garden and grounds in order. It is about these (Continued on page 372)

A modern lawn broom that really is a rake with pliable prongs. It sweeps clippings and refuse





Annuals, mostly in blue and shades of yellow and gold, planted among the bulbs will solve the problem of flowers for late summer and fall

Gaiety in the fall garden

LAURA MARK BRAYTON

DIFFICULT to achieve this season? Not a bit! On the contrary, this is the easiest achievement of our whole place—this follow on effect of abundant bloom in the fall where the spring bulbs were. The dominant colors are blue and gold.

This little garden is a small plot about thirty-five feet by fifty feet in size. It is surrounded by a hedge of Honeylocust kept to the height of two feet. And, by the way, the foliage of this hedge rivals the Maidenhair fern for beauty in use for foliage effects with flowers. Sweet-peas are especially attractive surrounded by the tender green of the Locust and all flowers look well in its company.

JUST inside this hedge is a three-foot border. At the back of this border we have a row of Helenflowers (Helenium) which to me are most attractive in late summer, are wonderful for picking, very hardy, and altogether useful. There are four good varieties which we grow here: *Helenium autumnale superbum*, all yellow; *Riverton Beauty*, yellow with a dark brown center or cone; *autumnale rubrum* and *Riverton Gem*, both of which have reddish bronze flowers of wonderful texture. They look like rich dark velvet. Each stalk that comes up in the spring is sure to bear a large bunch of flowers and their season of bloom is long. They must be staked and tied loosely as they grow between five and six feet and are

easily laid low by wind and rain. The bronze varieties do not seem to increase quite as fast as the others.

Each corner of this border has a good clump of White Mugwort (*Artemisia lactiflora*), a tall plant the foot long flower heads of which are studded with creamy-white pearls that last a long time in bloom. Every three feet, in front of these plants, I have a clump of Delphinium. While their main bloom is over before this plot is at its height of loveliness, the second blooming gives us many a blue spire in late summer and fall. I have tried several years to have the much lauded Blue Salvia bloom with these late fall things but have finally given up as only in a very late fall will it bloom at all in my northern New York climate, and then it blooms only sparingly.

The remainder of this border is filled with orange and lemon African Marigolds, blue Cornflowers, blue Lupins, and showy Coneflower (*Rudbeckia speciosa*) with clumps, here and there, of Goldband, Tiger, Orange and Bate-mann Lilies. The annual blue Lupins are exceptionally good with the African Marigolds, and have a remarkably long season of bloom if the seed pods are persistently removed. The dark blue is better than the lighter shade, but both are pretty. This border has an edging of Dwarf Marigolds planted six inches apart. These as well as all the Annuals are started indoors in March to give a longer period of bloom.

The four tiny beds each have a pyramidal Juniper, the prettiest of the evergreens, I think.

The four beds running east and west are filled with Calendulas, one color to a bed, Orange King, Golden King, Lemon King, and Meteor. Orange King and Golden King are very similar, but as I use more of this shade for picking than any other, I do not mind too much.

Two of the larger beds are filled with the newly developed handsome Zinnias, one bed with Oriole, the other with Canary Bird. The other two large beds are filled with the intermediate Snapdragons Hallmark Salmon and Golden Monarch, one variety to a bed. These do very well for me—each plant a bouquet in itself. We stake them when they need it, give several doses of dry sheep manure during the season, and cultivate continuously.

ALL beds are bordered with Blue Perfection Ageratum of which I can never have enough. It makes a lovely bright border and is indispensable for cutting and combining with other flowers. Its only fault is that it forms seed pods rather quickly and these must be removed to keep it looking tidy and shipshape. I wish someone would evolve a pink edging plant as good and as attractive.

All these Annuals will bloom until exhausted or until frost cuts them down, and make a delightful, bright spot from the end of July on.

For early spring effect these beds were bordered with Tulips, both early and late, each two beds alike. The early Tulips are *Coleur Cardinal*, *Hobbema*, *Boule de Nieve*, and *Murillo*; the late ones, *Dream*, *Milicette*, *Beethoven*, and *Fiancee*. It is a very simple matter to set the Annuals after the Tulips are gone without disturbing the bulbs at all. The Annuals are all set a (Continued on page 360)

All the natural pride of owning Gorham sterling is yours for a modest expenditure

THERE is both pride and pleasure in owning Gorham sterling table silver. You weave a spell of beauty, well-being—even luxury about your table. For a very modest sum it is entirely possible to own this lovely and distinguished Gorham sterling which has been the choice of the most discerning families for generations.

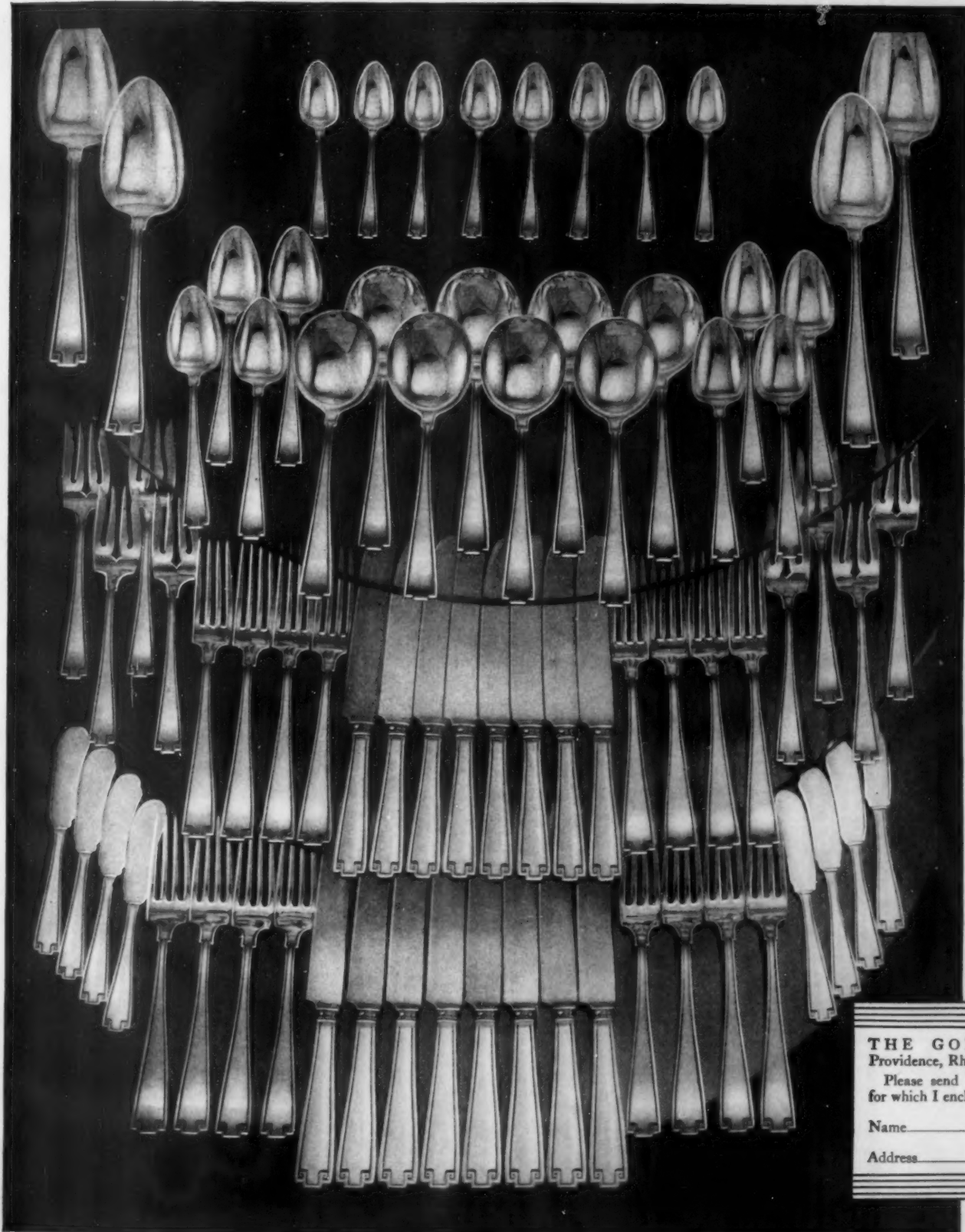
A complete service for eight, 76 pieces, can be had for less than \$218. The beautiful Etruscan



**A COMPLETE SERVICE FOR EIGHT
MAY BE HAD AS LOW AS \$218**

pattern illustrated below actually costs \$234.

The established jeweler in your city will be glad to show you a wide variety of exquisite Gorham patterns in table silver, as well as many beautiful hollow-ware pieces in harmonizing designs. A new book, charmingly illustrated, written by Lilian M. Gunn, well-known authority on the etiquette of entertainment, is now ready. Fill out and mail the coupon below.




THE GORHAM COMPANY
Providence, Rhode Island . . . Dept. H-12
Please send "The Art of Table Setting,"
for which I enclose 25¢.

Name _____
Address _____

STEICHEN

Arches and arbors

H. ROSSITER SNYDER



The arches give perspective and depth to this informal garden. Block them out and see the marked difference!


AS A shrine in the garden, a stopping place where we are to pause, listen, and look at the smiling, breathing, gently-perfumed glories of our landscaped plot the arbor often has a practical use. It is not a house with a light-proof roof, but rather a suggestion only of shelter.

Location, pattern, and size are important considerations. As far as the actual construction is concerned, very excellent ones can be made by home talent, but it is usually easier to buy the factory-made kind.


Arches may be used at entrances to main-axis garden paths, or on some of the cross paths, and used as supports for perennial flowering vines.

As a rule the choicest location for our garden shrine is that which will give it the effect of an altar in some cathedral whose columns are trees and whose walls are foliage and banked flowers.


Scores of pleasing patterns have been designed. Your possible choice starts with the simple, lattice-pannelled arch, always graceful, and advances through various stages of complication to projects so complex and elaborated as to fit only in elaborately designed areas. You may build with finished lumber, planed on all four sides, and ultimately painted white or cream color; or you may prefer to use the good creosote shingle stains, instead of paint, in cases where it is (Continued on page 370)



The two lower photographs explain the details of the arches shown at top of page. Uprights set in concrete



A place to rest awhile, from which also to contemplate the garden features



Guard your rooms from summer sun

by building your new home
or remodeling your old one with **CELOTEX**

NO more suffering from summer heat for the families of wise home owners. For nowadays, they live in houses insulated with Celotex—houses that are cool and pleasant even when it's 90° outside.

Celotex shuts out scorching sun's rays during summer months. Through other seasons it protects you from chill, dampness and cold... keeps your home at an even, healthful temperature... saves fuel by retarding furnace-heat-leakage.

Use Celotex for making extra living quarters out of waste spaces in the basement or attic. Use it for insulating your roof; for refinishing your ceilings; for changing open porches into

sun parlors, enjoyable throughout the year.

When applied to the outside of houses, as sheathing, Celotex adds structural strength... makes walls sturdy and permanent.

And on inside walls and ceilings, you can obtain finer, smoother plastered surfaces with Celotex Lath, which is especially designed to eliminate lath-marks and to reinforce against plaster cracks.

Ask your contractor, builder or architect for further information on Celotex—and write

The word
CELOTEX
 (Reg. U. S. Pat. Off.) is the trademark of and indicates
 manufacture by The Celotex Company, Chicago, Ill.

us for our interesting new booklet, "Celotex Cane Fibre Insulation."

THE CELOTEX COMPANY
 919 North Michigan Avenue Chicago, Illinois

In Canada: Alexander Murray & Co., Ltd., Montreal.
 Member of the National Building Industries Bureau. Sales distributors throughout the world. Reliable dealers can supply you with Celotex Standard Building Board and Celotex Lath.

Celotex Standard Building Board is 4 feet wide, 7 to 11 feet long, 7/16 and 7/8 inch thick. Celotex Lath is 18 inches wide, 48 inches long, 7/16 and 7/8 inch thick.

REFRIGERATORS: *When you buy a refrigerator for your home, ask if it is insulated with Celotex Refrigerator Insulation, a special product that insures a constant, low temperature in your cabinet... shortens the running time of your machine or saves ice.*



CELOTEX
 BRAND
 INSULATING CANE BOARD



When you buy a new house, look for the Celotex sign. It is your assurance of greater home comfort

Some unwelcome garden guests

By E. BADE

WIREWORMS are the larvae of the click-beetles, those peculiar beetles which, when placed on their back, snap into the air and turn over, right side up as they land. They are about one inch in length and vary from a pale yellow to a dark brown and usually spend a number of years in the larval stage under the ground. They eat the roots of many plants—Pansies, Asters, grains, Potatoes, etc.

Since the potato is eagerly sought by these grubs, the smaller garden plot may be freed from their infestation by placing cut potatoes on the ground and collecting the wireworms that have come to the feast.

The tarnished plant-bug, brassy brown marked with black and yellow, is found everywhere on many kinds of plants—nursery stock as well as ornamental plants and cultivated crops. It is a chief offender in the destruction of the flower garden since it will attack and injure such plants as Marigold, Saffron, Aster, Dahlia, Zinnia, and Chrysanthemum.

THIS is a sap sucking insect and since it does not remain stationary for very long it is almost useless to spray the beetle. The best thing is to spray for the nymph and the young bug with nicotine sulphate solutions. In addition, all weeds and trash that may serve as hibernating places should be removed. These bugs will not remain over winter in a clean garden.

The cutworm cuts off the young growing plants near or just below the surface of the ground, and if control measures are not taken at once, little hope for the saving of the crop can be expected. Cutworm activity begins with the young seedlings and it continues until early July. The injury is done by the caterpillar of a grayish or brownish moth which can be seen by the hundred around electric lights at night during the summer. Anywhere from two to five hundred eggs are laid and these hatch during the fall. The caterpillars hibernate and emerge again in spring. They feed at night and so are seldom seen for they are from half to

one inch below the surface of the soil during the day.

The best control is poison bait. Individual collars of paper placed around the plants will protect them.

Striped cucumber beetle, striped yellow and black, is the greatest enemy not only of the Cucumber, but also of the Melon, Squash, Pumpkin, and related plants, eating the leaves of both young and old plants and even destroying the fruit. The larva tunnels within the underground parts of root and stem. In addition, the cucumber beetle is a carrier of plant diseases.

Several methods of control are available, the simplest one being a poison spray. Tobacco and lime dusts are effective sprinkled on the soil and plant when moist. To a great extent, this prevents egg laying.

Rose slug—The adult form is a sawfly and, as such, it cannot be controlled for it is far too active. The more sluggish larva, or slug as it is commonly called, does the damage by defoliating the bushes. The sawflies deposit the eggs into slits cut in the leaf and when the young hatch, the larvae begin to devour the foliage. The slug is yellowish green and feeds only on the surface layer of the leaf tissue so that the veins remain on the leaf. When fully developed, the slug drops to the ground and enters it to pass its resting stage. This is followed by the appearance of the mature sawfly.


One successful method of control is with poison spray. A very strong stream of water applied to the plant, especially the foliage, throws the slugs some distance from the plants where they perish.

Rose beetle (rose chafer) has a voracious appetite and although it primarily attacks the Rose, is also partial to the Grape, Apple, Plum, Cherry, and Peach. Leaves, flowers and even the young fruit are taken. Then, too, such ornamental plants as Spirea, Deutzia, and Hydrangea as well as Dahlia, Peony, and Hollyhock fall victim to it. The beetle is yellowish brown and measures only about one third of an inch in length.

THE beetle appears in June when the Roses are in bloom and remains for about six weeks. During this time, and even before its appearance, it is well to use a poison spray on all plants that are attacked. The old-fashioned remedy of picking the beetles off by hand in the small home garden is also of service.

Strawberry rootworm, or leaf beetle, does its damage in the two active stages of its life, first as the grub or larva, and the second as the adult or beetle. It attacks such diversified plants as Strawberry and Raspberry, Apple and Peach, Black Walnut and Butter-nut, and various kinds of Roses.

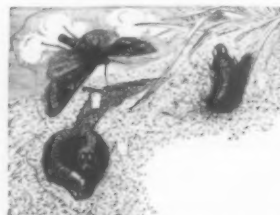
The beetle eats the green parts of the plant, leaves, young flowering buds, and even green bark of twigs which are often girdled. The (Continued on page 394)



Wireworms are young click-beetles



Tarnished plant-bug visits all kinds of shrubs and herbaceous plants



Cutworms, working at night, cut off many newly set out plants



Cabbage worm comes from the common white butterfly and eats almost anything



Rose slug attacks the leaves, where the eggs are laid, skeletonizing them



Striped cucumber beetle likes all plants of the Melon family and may carry disease too



Rose beetle (also visiting Peonies, Grapes, and fruit trees) is a well known nuisance



Strawberry root-worm is to be looked for in most vegetable plots and also on nut trees

Hardware may reflect your own good judgment

IN THE BUILDING of a house you can make sure of complete satisfaction only by sharing with the architect the responsibilities of planning and specification. A home must be much more than a beautiful residence. Its arrangements must suit exactly your individual mode of living. Its equipment must reflect your own good judgment. By giving added charm to a home and by assuring the perfect operation of its parts, Sargent Hardware will help you realize your fondest aims in building.

If you are planning to build, send for our free illustrated booklet, "Hardware for Utility and Ornamentation." You will find it interesting and instructive. Here is shown a Colonial rim lock authentically reproduced. A strap




For interior doors in the English residence, this Sargent rim lock is particularly appropriate. Adapted from an Elizabethan original, it is wrought of enduring bronze.



This interesting interpretation of English architecture is substantial, comfortable and, above all, livable. Seeburger & Rabenold, Architects, Philadelphia.

hinge of wrought-iron finish adapted from the Spanish. Knobs, escutcheons, latches, knockers that are entirely appropriate for early American or English or Norman architecture.

Of solid brass or bronze, the lasting, smooth operation of Sargent Hardware can be taken for granted. Its excellent quality removes all danger of rust-streaked woodwork, sagging hinges, worn-off surfaces. With Sargent Hardware, doors continue to latch exactly. Knobs turn easily and quietly. And Sargent locks give maximum security. A complete installation of Sargent Hardware will reflect your own good judgment and prove itself a permanent, worth-while investment. Sargent & Company, 48 Water Street, New Haven, Connecticut.



On the entrance door is used this special Sargent design, solid, permanent and artistic. It connects with the rugged Sargent cylinder lock.



A Sargent lever handle in the Yarmouth design, used on interior as well as certain exterior doors, gives a graceful and unusual touch, thoroughly in agreement with the dwelling.

SARGENT
LOCKS AND HARDWARE



One of many outstanding Rochester Homes with WEATHERBEST Stained Shingles on sidewalls. Owner, Fred W. Ament, Bel Air Tract, Rochester, N. Y. Designed and built by John J. McCarthy. 24-inch WEATHERBEST Royal White Stained Shingles on Sidewalls with WEATHERBEST Brown Roof.

WEATHERBEST . . .

The Best Sidewall Material

. . . and this is not a mere play on words. Thousands of homes throughout the country, especially those of better-than-average design, prove this statement.

Stained Shingles are being recognized for lower first-cost over most other sidewall materials. WEATHERBEST Stained Shingles prove their superiority with the test of time. They are 100% selected red cedar carefully checked by inspections before and after staining. They are preserved and colored by the special WEATHERBEST process of staining that insures uniform, lasting color. There is eighteen years' experience behind the WEATHERBEST policy: "Not to cheapen materials or process to meet price competition."

Your lumber dealer and architect are familiar with WEATHERBEST Stained Shingles and can give you full details of colors and sizes available. If you will write us regarding your interest, we will send you a Portfolio of selected Photogravures showing actual color combinations on WEATHERBEST Homes. Enclose 10c (stamps or coin) to cover postage and handling. We will also include Sample Color Chart. WEATHERBEST STAINED SHINGLE CO., Inc., 2126 Island St., North Tonawanda, N. Y. Plants: North Tonawanda, Cleveland, St. Paul. Distributing Warehouses in Leading Centers.

A Prize-Winner in the 1929 WEATHERBEST Home Modernizing Contest

If you will send a snapshot or photograph, we can furnish FREE sketch to show possible changes to modernize an old home without delay. No obligation. Check coupon.



WEATHERBEST STAINED SHINGLE CO., Inc. 2126 Island St., North Tonawanda, N. Y.
 Enclosed is 10c (stamps or coin) to cover postage and handling. Send Sample Color Chart and Portfolio of Photogravures showing WEATHERBEST Homes in full-color.
 I am interested in Modernizing. Send book on Modernizing and Reshingling and Pamphlet of Prize-Winners in the 1929 WEATHERBEST Home Modernizing Contest.

I enclose snapshot or photograph. Please make sketch to show possible changes.

Name Address

Complete from hearthrug to hedgerow

Continued from page 312

of brick, too, formed of two rows, projecting about one inch.

The roof, a very important feature of this house, should be of flat red clay shingle tile or a graduated thatch slate. It is, of course, steeply pitched since this is a characteristic of the French provincial style, and the attic space can be developed if small dormers are cut in above the other dormers, as shown in the model. The roof valleys of the dormer windows should be rounded.

The architects have carefully estimated the cubical contents of this house to be 28,518 cubic feet and they believe that in the New York area it would cost at least 70 cents a cubic foot to build according to their specifications. This would make the house cost \$19,962. As our readers know, estimating the probable cost of a house is very difficult. It depends on the location, the time, and the quality of materials employed. Such a house as this one might well cost 85 cents a cubic foot in the metropolitan area. On the other hand, if one skimped on quality, one might build it for much less. In practically every other part of the country it would cost less to build than in the New York area.

For the interiors of this house it is suggested that two coats of plaster be used for the walls, finished with a slightly uneven trowel surface. The interior woodwork may be stained or painted and the floor of the dining room and living room should be of wide oak boards, stained a dark brown. The other rooms may have narrow oak floors.

The garden for the house if built in the north, and, of course, for the southern house as well, has been designed with the thought of providing an out-of-doors living room for the owners. It is, essentially, a garden to be lived in and enjoyed at leisure and not merely a place to walk through or for show. Space has been provided for tables and chairs where the dogwood trees will give a welcome shade to the visitor but not a deep enough shade to hurt the flowers. Hardy and simple plants, that will thrive and will not require frequent replacing, have been used.

If the owner does not wish to do all the planting required at once, which is often the case, the plan can be very successfully carried out in slow stages. The trees should be planted first and then the shrubs, beginning with the high hedge. The design of the garden should then be made by planting the low privet hedge and next the perennial beds and, perhaps a year later, the annual beds. The pool can go in the next year, if necessary, although it would be wise to have the supply and drainage pipes laid before the garden is started. The boxwood trees in the tubs and the statue will finish the garden. The statue will require a great deal of thought and must not be chosen hurriedly. Above all things, avoid cheap masonry or statuary in your garden. Choose a piece of sculpture that you know will be a feature that will give permanent delight.

On page 312 is shown one half of the planting plan for the flower garden. The other half, of course, will be exactly the same, merely re-

verse the plan. The first figure on the plan represents the quantity and the second the key number below:

Perennials

- 1—Boltonia latifolia
- 2—Digitalis gloxiniflora
- 3—Delphinium
- 4—Iris pallida dalmatica
- 5—Goldband Lily
- 6—Lilium speciosum rubrum
- 7—Madonna Lily
- 8—Oriental Poppy Mrs. Perry
- 9—Peony Pride of Langport
- 10—Phlox Miss Lingard
- 11—Phlox divaricata
- 12—Phlox Mrs. Milly van Hoboken
- 13—Pyrethrum roseum
- 14—Shasta Daisy
- 15—Sweet William Newport pink
- 16—Vinca

Annuals

- 17—Snapdragon, pale yellow
- 18—Annual Larkspur
- 19—Candytuft, giant variety
- 20—Marigold, dwarf
- 21—Marigold, tall
- 22—Pansies
- 23—Petunias, white, double, fringed


On page 314 is shown the planting plan for the southern garden. The key to the numbers given there is as follows:

- 1—Pittosporum (Three)
- 2—Bigonia venusta (Two)
- 3—Nerium oleander
- 4—Duranta plumieri
- 5—Cocos nucifera (20')
- 6—Jacaranda ovalifolia
- 7—Cocos australis (10'—12')
- 8—Cocos australis
- 9—Hedge of Cocos Australis (4')
- 10—Cocos australis (15')
- 11—Hedge of Carissa acuminata
- 12—Hibiscus (Three)
- 13—Crotons (Seven)
- 14—Aralia balfouri (Three)
- 15—Hibiscus (Five)
- 16—Duranta plumieri (Three)
- 17—Allmanada neriifolia
- 18—Jasminum primulinum
- 19—Fuchsias
- 20—Plumbago capensis
- 21—Lantana
- 22—Tecoma capensis
- 23—Hedge of Carissa acuminata
- 24—Plumbago capensis (Three)
- 25—Yellow and white Callas all through back of border
- 26—Jacaranda ovalifolia (10')
- 27—Jasminum gracillimum

On page 315 is shown the planting plan for the northern garden. The key to the numbers given there is as follows:

- 1—White Pine
- 2—Elm
- 3—Elm, 30'
- 4—Philadelphus coronarius (Three)
- 5—Syringa vulgaris (Lilac) (Five)
- 6—Spirea vanhouttei
- 7—Berberis thunbergii
- 8—Pachysandra
- 9—Linden
- 10—Retinospora filifera (Three)
- 11—Spruce, 6'
- 12—Cornus florida (Dogwood)
- 13—Annuals
- 14—Perennials
- 15—Low Privet hedge
- 16—Viburnum dentatum (Ten)
- 17—Boxwood in tubs
- 18—Maple
- 19—Hedge of California Privet
- 20—Syringa vulgaris (Lilac) (Nine)

Glorious "Mount Vernon"



Now More
Beautiful
Than Ever!

Last year "MOUNT VERNON," the home of George Washington, was painted with Outside Barreled Sunlight. Now it sparkles in the Virginia sun with new beauty... new distinction.



"MONTICELLO," the stately home Thomas Jefferson designed with his own hand. Recently painted with Outside Barreled Sunlight, "Monticello" is now more attractive than ever.

Stately "Monticello"

THE historic estates of George Washington and Thomas Jefferson. Glorious old homes... famous for their dignified beauty. Now they are more attractive than ever. They fairly sparkle in the Virginia sun... brilliantly white... richly lustrous... painted with Outside Barreled Sunlight.

You can give the same distinction to your own home. The paint which has made Mount Vernon more beautiful... renewed the glory of Monticello... has added charm to thousands of fine private homes the country over.

Everywhere Outside Barreled Sunlight is acclaimed. Home-owners are delighted—their neighbors frankly interested. Every-

one calls it the whitest of all white paints.

Outside Barreled Sunlight is made by the Rice Process—the same method which perfected Interior Barreled Sunlight. While this outstanding exterior paint costs a fraction more per gallon than other paints, the difference is amply justified by added distinction, beauty, durability.

Send for the free booklet, "The Whitest White House in Town."

U. S. Gutta Percha Paint Co., 7-H Dudley Street, Providence, R. I. Branches: New York — Chicago — San Francisco. Distributors in principal cities. (For the Pacific Coast, W. P. Fuller & Co.) Retail dealers everywhere.



BOTH FORMS OF BARRELED SUNLIGHT are sold in cans of all sizes, 5-gallon buckets and large drums. Extremely easy to tint with oil colors. Quantities of 5 gallons or over tinted to order at the factory without extra charge.

OUTSIDE Barreled Sunlight

Reg. U. S.

Pat. Off.

U. S. GUTTA PERCHA PAINT CO.
7-H Dudley Street, Providence, R. I.

Gentlemen: Please send me—

- Your booklet "The Whitest White House in Town"
- Information on Interior Barreled Sunlight

Name _____

Street _____

City _____ State _____

Send free can of Outside Barreled Sunlight to my painter. His name and address are given in margin below.



The finest window screens
« « « « you can buy



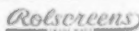
WINDOW SCREEN
CONVENIENCES
FOR THE HOME
» » » » BUILT IN

No fall storing or
spring hanging

Rolscreens, the modern conception of window screens, are attractively unobtrusive. There are no wide frames and a specially woven electro-plated "AluminA" (double life) wire is scarcely visible—a harmonious part of the windows.


The performance of rolling up to completely disappear in the top of the windows fascinates the home owner with the realization that fall storing and spring re-hanging are no more. What a saving of labor and expense! Rolscreens may be rolled away whenever the windows are closed.

The trade marked "Rolscreens" are the world's first successful rolling window screens and carry fifteen patented features that are most important to the operation and life of the screens. For those who insist on the best, look for the trade mark » » »



Illustrated Rolscreen
Booklet Mailed
Upon Request

**ROLSCREEN
COMPANY**
389 Main Street
Pella » » Iowa



Fifteen Patented Features of Rolscreens are essential to practical rolling window screens.

A section through guide showing lug in selvage of screen wire which prevents sagging. "A non-sagging" feature found only in Rolscreens. « « « FULLY GUARANTEED

Taking the ire out of fire

Continued from page 311

insured bears to 80 per cent of the actual cash value of said property at the time such loss shall happen."

"In other words," said the adjuster, "unless you insure your building for at least 80 per cent of its value, you become a co-insurer and you are bound to bear a portion of the loss. Take your case, for instance. Your house is worth, you have said, \$10,000 and that, I believe, is a fair appraisal of its value. If you had insured the house for \$8,000 (that is, for 80 per cent of its value) you could not, in any case, get more than \$8,000 from the insurance company. Even if the house had burned to the ground that is all you could get. On the other hand, if the damage caused by the fire amounted to \$8,000 or less, you would get the full amount of your loss.

"But if you insure for less than 80 per cent of the value of the house, you become a co-insurer and the company does some mathematics to find out how much you are entitled to. The amount it has to pay you bears the same proportion to the amount of the loss, as the amount your house is insured for bears to 80 per cent of its value.

"In your case, the mathematics is easy. Your house is worth \$10,000. Eighty per cent of that amount is \$8,000. The damage caused by the fire amounts to \$4,000. The sum you are entitled to collect from the company is to \$4,000 as \$6,000 is to \$8,000. Six thousand is three fourths of \$8,000. Therefore, you are to get three fourths of \$4,000, or \$3,000."

Mr. Brown found this explanation very interesting, but he was not convinced until he consulted his lawyer, who told him that the adjuster's explanation of the 80 per cent average clause was correct, and then gave him some useful information about fire insurance policies.

"Back in 1886," said Mr. Brown's lawyer, "a group of insurance men met to draft a Standard Insurance Policy for the State of New York. They did their job so well, that the policy they wrote was adopted not only by the state for which they had prepared it, but twenty-six other states adopted it as written, and many others with minor changes. In most of these states all insurance companies are required by law to use this policy. It is the policy under which our homes, our offices, our factories, and our personal property are insured. No legal document is of greater importance to more people than this New York Standard Fire Insurance Policy and every home owner ought to be acquainted with its terms."

This policy agrees to pay to the insured, in case of loss by fire, an amount, not greater than:

- (a) the amount of the policy
- (b) the actual cash value of the damaged property at the time of the loss, proper allowance being made for depreciation or
- (c) the actual cost of repairing or replacing the property and, with two exceptions, not less than the smallest of these three amounts.

One of these exceptions is the 80 per cent average clause. This clause is not part of the standard policy but, in New York and other states, is attached to the policy as a standard

rider, which is a clause approved by the Superintendent of Insurance or other officer, and pasted on the policy. It is contained on many policies and it is not an unfair clause. If you wish to save premiums, it is only fair that you assume part of the risk.

The other exception, however, does not always work out fairly to the policy holder. The standard policy contains this clause: "This company shall not be liable for a greater proportion of any loss or damage than the amount hereby insured shall bear to the whole insurance covering the property, whether valid, or not, and whether collectible or not."

This clause means that if your house is insured by two companies, one issuing a policy for \$3,000 and the other a policy for \$5,000, that the first company shall, in no case, be liable for more than three eighths of any loss. This clause is perfectly fair, so long as both policies are valid, and a loss thereunder collectible. But if one of the companies should fail, you could collect from the other company only its share of the loss.

The standard policy contains a clause stating: "Unless otherwise provided by an agreement in writing added hereto, this company shall not be liable for loss or damage occurring," and then lists a number of circumstances which void the policy, the most important, from the standpoint of the home owner being:

"(c) while mechanics are employed building or altering the described premises beyond a period of fifteen days" and

"(f) while a described building, whether intended for occupancy by owner or tenant is vacant or unoccupied beyond a period of ten days."

If you intend to violate either of these provisions, send your policy back to your broker and have him get the insurance company to endorse the policy and to write on it a specific consent permitting you to do the thing you desire to do.

This consent may not be valid if it is given in any other form than an endorsement on the policy, for the standard policy provides that nothing shall be deemed a waiver of the terms of the policy except such a written agreement included on the policy.

The last clause of the standard policy states: "The company may require from the insured an assignment of all right of recovery against any party for loss or damage to the extent that payment therefor is made by the company."

But even in the absence of such a clause, an insurance company paying a loss is subrogated to the rights of the insured against any person liable for the loss. If a fire is caused, let us say, by a negligent plumber, who, in repairing the house heating system, permits a fire he has built in the furnace to spread from it and to ignite combustibles in the cellar, the owner of the house can sue the plumber and recover the amount of the damage caused by the fire. If, instead of suing the plumber the owner collects from the insurance company, the company is subrogated to the rights of the owner against the plumber and it may sue the plumber.



Above all - lasting protection

RUSTIC BEAUTY

Ambler Asbestos Shingles were naturally selected for Mrs. F. M. Woolworth's summer home in Maine. And the same shingles were chosen for her son's summer home at Lake Cobbosseecontee, Winthrop, Maine. The soft, beautiful colors of Ambler Shingles blend in with this New England woodland just as they do in the distinctive suburban and country places throughout the United States. Even the severe Maine winters have no effect on the beauty and endurance of Ambler Shingles. Here, as always, Ambler Shingles give life-time protection with lasting beauty—no painting—no repairs—no replacements—ever. Also safety, as these remarkable shingles are fire-proof—not merely "fire-resistant." You can show your good taste and practice real economy by specifying Ambler Asbestos Shingles for your own home. Mail the coupon today.

For kitchens, bathrooms, etc., use Ambler Asbestos Walltile—du Pont finish

AMBLER ASBESTOS SHINGLES

AMBLER ASBESTOS SHINGLE & SHEATHING CO., Ambler, Penna. AH-430

Check your desire.
 Please send me your free folder in color.
 I want my present roof inspected without cost or obligation.

Name..... Address..... City..... State.....

Only the trees
can whisper the age
of these
beautiful homes



Main entrance of the Webb House, Wethersfield, Conn.
Built of White Pine in 1753, and standing today

SCATTERED throughout the quiet, green towns of New England are homes so old, so much a part of another age, that no definite record of their construction remains. Yet the care, the patience and skill of the men who built them reveal more than any written word. . . . In the great majority of cases, those early craftsmen worked with White Pine.

In this good wood they found a quick response to hammer and chisel. The joints stayed tight, the surface unmarred by cracks or craze. The pine responded with a beautiful finish to oils, paints and enamels and held its beauty even after long years of exposure. White Pine was the perfect building lumber.

It was . . . and it is today. For in the Inland Empire of the Great Northwest stand virgin forests of genuine White Pine. The qualities that recommended the earlier wood to early craftsmen are inherent in Idaho White Pine. Inside or outside—for porch columns, siding, entrances, cornice work, for all interior and exterior trim, Idaho White Pine fits the requirements exactly. And for your protection, Idaho (genuine) White Pine is trade-marked. Look for the familiar imprint when you buy. Western Pine Manufacturers Association, Portland, Oregon.

This is the trade-mark imprinted on Idaho White Pine at the lumber mills—it affords a definite protection for home owner, builder, architect and lumber dealer.

IWP

Idaho
GENUINE
White Pine

THE PINE WITHOUT A PEER



A fibre sofa as cool as it is sturdy.
(Courtesy, S. Karpen & Bro.)

Furniture for all weathers

Continued from page 310

however, do not belong to the snug little cottage that lives modestly beside a country road, or to a small suburban yard. But the slender iron chairs and tables look trim and at home on a terrace of a country house, in a pent house on the roof of a city apartment, and around the swimming pool and tennis courts of a large country house or a club.

A combination of metal and reed or fibre has made its appearance this season in light weight, very modern and graceful pieces. These are of duraluminum and woven fibre or wicker, in colors or natural tone, and somewhere between the moderate price of the rustic furniture and the necessarily high price of the all-metal furniture.

But for most of us who have front porches, or side porches, screened living porches, little informal terraces, or side yards and lawns in suburban and country houses, the large group of summer furniture commonly described as wicker, fills our every need. Many pieces in this classification of chairs, tables, seats, swings, bridge sets, and desks are of wicker, but there are others of reed, rattan, willow, and fibre in various combinations, qualities, and styles. This furniture which is the surprisingly beautiful development from the old wicker rocker known to the front porches of America ten or fifteen years ago, has much to recommend it for very wide use this summer.

The styles have been developed so that modern simplicity and excellent colors are to be found even in the lower priced groups. Some of this furniture has metal construction underneath the fibre or reed, adding sturdiness and durability as well as comfort.

The upholstery fabrics and the style of the upholstery are worthy of the finest wood furniture, for good linens, cottons, and fabrikords, as well as oilcloth, mohairs, and even woollens and velvets have been used by some of the manufacturers to add to the comfort and desirability of the chairs and sofas. The handsome printed linens of large pattern and bold colors as well as some of the very new hand-printed cottons are, perhaps, the best

choices and if the furniture is selected for the quality and character of its upholstery as well as the character of its construction, it will last many summers, lending an outdoor atmosphere and summer freshness to porch or terrace wherever it is used.

As a rule, fibre furniture is less expensive than stick willow, reed, and rattan but in different designers' hands, the various types develop into very fine furniture, priced accordingly. In the lower priced pieces woven cane is often combined effectively with reed or willow.


The same rules one follows when selecting fine wooden furniture should be observed when choosing summer furniture. Consider the style of the house and such points as: where the chairs and tables are to be used—in the house, on the porch or terrace, or in the yard; whether the house is large or modest in size; whether it is definitely Spanish, Tudor, New England farmhouse, Georgian or some other individual type of architecture; and whether unusual displays of color already appear on the terrace, at the windows of the house, in furniture already in use, and in garden umbrellas and awnings.

If the furniture is to be used in the house, in a sunroom or a living room to replace heavy, upholstered winter furniture, the style should be more conventional and the colors of the upholstery should be chosen to match the room's scheme, the pattern of the linen or cretonne on the chairs should not be like those designed for the porch. If the furniture is for porch and terrace use, the selection of non-fading colors, waterproof fabrics, and sturdiness of construction is especially important, as this furniture is subjected to unexpected sunning and storms, and is yanked about with little respect for its necessarily lighter

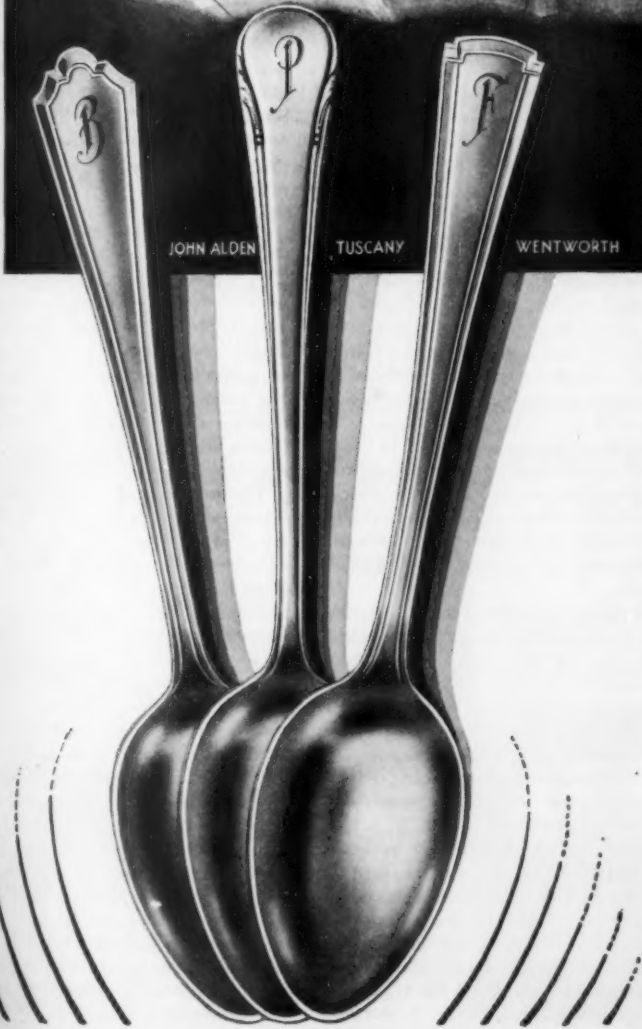
building and delicate coloring. Furniture which is to stand on the terrace or lawn day in and day out should, of course, have removable cushions, mere pads of waterproof fabric. These are taken off at night or before a storm, although if made of fabrikord, oilcloth, or some other moistureproof material, an (Continued on page 346)



The newest in metal furniture for summer use.
(Courtesy, Ypsilanti Reed Furniture Co.)



M. HUNTER



WHEN YOU ENTERTAIN . .

Your guests notice your table silver. They can't help noticing. They take your forks and spoons into their hands. A gracious hostess uses nothing but sterling . . .

- * The charm, loveliness and undeniable correctness of these exquisite designs in Watson Sterling will thrill you and your guests. Distinguished simplicity of line and decoration makes each a perfect modern expression of good taste. The soft, platinum-like sheen, the impressive weight, the splendid silversmithing speak unmistakably of tableware that is genuine.
- * "But", you may say, "can I afford solid silver? I know that people of social prominence insist upon it". You certainly can! The price of silver bullion has been tumbling and has now reached the lowest levels in history.
- * You can buy a complete 26-piece foundation set of beautiful Watson Sterling for less than fifty dollars. Our budget plan allows you to postpone payments if you wish.
- * Your name and address here will bring you a beautiful brochure.

Name _____ Address _____

Pattern preferred _____ I am (not) interested in your budget plan.

THE WATSON COMPANY ATTLEBORO, MASSACHUSETTS

347 Fifth Avenue, New York 37 So. Wabash Avenue, Chicago 643 So. Olive Street, Los Angeles





The goods which Mrs. Oort had at the time of her marriage to Captain Kidd were the following: fifty-four and single nailed; five tables with their carpets (covers); four curtained beds with their outfits; two dressing boxes; there was also what was known as a church stool, and was useful in keeping the good vrouw's feet off the cold floors.



This Bride's 54 Chairs Remain a Mystery

HISTORY does not make clear why the good Mrs. Oort had 54 double and single nailed chairs when she began wedded bliss with Captain Kidd. Nor, indeed, if she was able to keep them, in the face of the Captain's well-known and unconventional attitude toward private property. Significant to us is the regard in which furniture was held in those days. It was carefully listed, piece by piece bequeathed and bestowed. It is almost without price today.

Stickley copies these ancestral things that all lovers of Early Americana may enjoy the intimacy of ownership. No unique vagary of design is omitted; no ingenious device to which the almost tool-less craftsmen were forced to resort. Stickley reproductions are faithful to the originals that inspire them. If delicate appropriateness counts today, there will be a riotous blooming of bridal bed chambers, done in the quaint, sweet style of Early America.

Visitors are always welcome to visit the work shops at Fayetteville, N.Y. Illustrated booklet F on Stickley pieces will be gladly sent on request.

Early American
built by
STICKLEY
of Fayetteville

Furniture for all weathers

Continued from page 340

occasional wetting will not injure them.

The new summer furniture is styled to many types of architecture so that the Spanish house with its patio may choose Mexican "equipales," those comfortable and graceful pieces of furniture made of stout pigskin and mesquite (scrub wood from the desert plains) laced with thongs. There are now available everywhere through furniture stores and shops other chairs of pigskin and Mexican wood, and various other ranch house and lodge types of furniture created in the West, in Mexico, and in Spain. Any fabrics used with these pieces for cushions or table covers should also be in the spirit of Mexico or Spain—coarse striped cottons of brilliant colors, bright toned awnings, Indian rugs, or rugs of Mexican and imported fibres printed in Mexican and Indian designs.

The Tudor house leans a little to the Chinese reed, bamboo, and wicker furniture made in China, India, and the Philippine Islands, selecting conservative shapes and fabrics in keeping with the furniture. Some of the batik cottons from Java are used with good effect on the peacock chair and Chinese bamboo pieces; also India cotton prints and other Oriental fabrics printed in characteristic design are excellent in this English setting. The Georgian English house chooses from the handsome cane, stick reed, and other fine pieces, which have cushions and upholstery of Georgian printed linens, or of calicos or Indian prints. The little farmhouse must select the more modest pieces of summer furniture and cushion them with cretonnes, linens, chintzes, and the waterproof fabrics that are colorful and gay but not too large in pattern. The size of the pieces must also be in accord with the size of the house.

Tempting tea time tables

Continued from page 321

attractive with a tea service. A useful patented tray-table, imported from England, which can be adjusted to two heights, and which also folds up to fit in a closet, sells for \$35, in a variety of finishes. This type of table is always desirable when space must be conserved. Another table, much less expensive, that takes up little room when not in use consists of a folding stand, on the principle of a camp chair and, fitting on top of this, a separate tray painted to match.

Balancing a teacup on one's knees, is an art for which most people have little or no natural aptitude. A nest of tables is an excellent solution of the problem.

Another answer to the comfort question is the "lap-tray" which is being adopted by enthusiastic hostesses. These may be had in matching sets and are large enough to hold cup and saucer and one or two plates, as desired. Painted metal with antiqued Godey prints or sporting pictures in the center decorate these trays, which sell at \$1.50 each.

Whether or not one invests in "lap-trays," some kind of tray is essential for the tea service itself. Lovely ones made of fibre and painted in elaborate Venetian designs, after antique models, range in price from \$19.50 to \$35.

The charm of appearance of the tea table is, of course, largely dependent upon the service used. The woman who owns a sterling or plated silver service is, of course, fortunate but her neighbor has an equal chance of achieving an attractive layout by the discriminating selection of pottery or porcelain, or of pewter combined with either of these.

Teapot, sugar bowl, and creamer may match the cups and saucers or may be of totally different material such as silver or pewter or even copper. Pewter is very much the vogue just now and one sees enchanting sets both in the duller finish and in the type that closely resembles silver. A service

of simple curved line and an appearance that is definitely "pewter" may be had for three or four persons for \$13.89. A Guernsey jug for hot water is a good addition.

The informality of the tea hour permits the use of patterns which might be out of place in the dining room. Of this type is a "gingham" set, plaided in broken lines of bright color, such as pink or blue. This sells for \$7.94. Imported tea services from Germany feature modernistic designs in soft shades of beige and gray, touched with rose. Quimper, the French pottery, has made its appearance in an enchanting tone of green this season, and twenty-three pieces decorated with quaint Brittany figures may be had for \$13.45.

For those who have cautious inclination towards contemporary design, there is an American pottery which is deep ivory in tone, touched with narrow silver lines and having a single conventionalized floral motif in green and yellow for decoration. For modernistic enthusiasts, a set of pottery consisting of three square pieces, fitting compactly side by side in a tray may be had for \$12.50.

The linen for the tea table should, of course, harmonize with the tea set. Very smart and dainty are the new sets of sheerest linen which closely resemble men's French handkerchiefs — in pastel shades, striped and dotted. These cost \$8 or \$9 for cloth with six napkins. Other sets of white handkerchief linen, decorated with fine colored applique, cost \$5.75. The colored tea cloth is most popular at present, in view of the extensive use of gay pottery.

If silver and fine china are used, it is more appropriate to have a white or écreu cloth, or one of pastel-tinted damask. Naturally, a good lace cloth is never out of place with the more elaborate tea service, but tawdry imitations should be avoided. Italian cutwork on natural linen is an excellent compromise measure between lace and gay colors.



To facilitate setting up and dismantling, and to insure rigidity in use, Stickley beds employ the rail and post assembly shown in the cross-sectional drawing above.

By far . . . the most popular book of 1930!

CIMARRON

by Edna Ferber



The best-selling and most widely discussed book in America today, unfolding the destinies of Sabra and Yancey Cravat and the Southwest whose history was made in an hour. "Like a loud shout."—*Atlantic Monthly*. "Headlong in its story-telling fervor."—*N. Y. Times* . . . \$2.50

The publishers of CIMARRON and ROGUE HERRIES invite your attention to this list...

MILLENNIUM

by Temple Thurston

A subtle and revealing study in abnormality. "The finest and most competent work of Mr. Thurston's career . . . Anne Pendred is a character in whom it is impossible not to believe."—*N. Y. Times* . . . \$2.50

THREE SCORE AND TEN

by Alec Waugh

A novel of the inevitable misunderstandings of fathers and sons, pictured through three generations . . . honest, intelligent and tender. By the author of *Love in These Days* and *Hot Countries* . . . \$2.50

FUGITIVES FROM PASSION

by Coningsby Dawson

A new romantic novel of a father and son who fled from passion, and of a love that outlived war. By the author of *The Garden Without Walls*. \$2

OFF THE ARM

by Don Marquis

Primarily about Hugh Cass, the lofty brow with the gift of gab, who comments upon the human scene in a fashion even more fantastically wise than Archy or the incomparable Mehitabel. A literary merry-go-round. \$2

NORTH OF SUEZ

by William McFee

The finest novel by "the marble-hearted romantic" since *Command*... concerning the rigid code of a British lieutenant in conflict with the charm of the East and a complex web of espionage. "Whatever William McFee writes has a quality equivalent to sterling in silver, or all-wool and a yard wide in cloth," says Isabel Paterson in the *N.Y. Herald-Tribune*. A full, rich, haunting novel, set to the crashing symphony of war in the Mediterranean . . . \$2.50



ROGUE HERRIES

by Hugh Walpole



All of England is tumbled into this novel of Francis Herries, who reeled and caroused through the world that is, bitter with desire for the world that might be. "A deeply conceived and faithfully executed character."—*N. Y. Times*. "Mr. Walpole's greatest achievement." *London Times*. "His masterpiece" *London Telegraph* . . . \$2.50

SEVEN HORIZONS

Autobiography of Charles J. Finger

An adventurous philosopher's journey from a boyhood in Mayfair to authorship in America, via Patagonia and the islands of the sea. "A man and a hunk of experience, transcended and understood."—*Books* . . . \$5.00

THE CRUSADES

by Harold Lamb

To read this book is to join the greatest adventure in history—to bleed and dream and lust for holy war with the Crusaders. "He imparts the thrill of high adventure."—*N. Y. Times*. By the author of *Genghis Khan* . . . \$3.00

WHERE PARIS DINES

by Julian Street

Mr. Street's gay and indispensable guide to Paris—what, when and where to eat and drink. The delightful and inevitable companion of the traveller in France . . . \$2.00

Take this check-list to your bookseller

Or mail to Dept. P, Doubleday, Doran & Co., Garden City, N. Y., remitting 10c additional for each title to cover postage and packing.

- CIMARRON
- FUGITIVES FROM PASSION
- ROGUE HERRIES
- MILLENNIUM
- OFF THE ARM
- SEVEN HORIZONS
- THE CRUSADES
- THE FORBIDDEN ZONE
- NORTH OF SUEZ
- THREE SCORE and TEN
- WHERE PARIS DINES
- THE BLUE AND THE GRAY
- THE GREEN COMPLEX
- GREEN TIMBER
- MAKING MONEY IN THE STOCK MARKET

Name.....

Address.....

THE FORBIDDEN

ZONE by Mary Borden

The war as it impressed its beauty and horror on the author, who served as a nurse in a front-line hospital . . . showing the development of a woman's psychology under fire, and recorded in exquisite prose . . . \$2.50

THE BLUE AND THE GRAY, Or, War is Hell. An old play revised by Christopher Morley . . . \$2.00

THE GREEN COMPLEX by Harold MacGrath. Amusing romance. \$2.00

GREEN TIMBER by James Oliver Curwood. Never before published. \$2

MAKING MONEY IN THE STOCK MARKET by Orline D. Foster. Profitable counsel for laymen. \$2.50

DOUBLEDAY, DORAN

Garden City, New York

Cabot's



New home in Rosemont, Pennsylvania. Architects, Wallace & Warner, Philadelphia. Insulated throughout with Cabot's Double-Ply Quilt.

Built of Stone for Lasting Beauty

"Quilt" Insulated for Lasting Comfort

This new home in one of Philadelphia's exclusive new suburbs looks cool and comfortable as well as luxurious and beautiful.

It is. But the massive stone walls that make it beautiful do not make it cool. It is insulated against the sun's hot rays with Cabot's Double-Ply Quilt. This famous home insulation is fluffy, light and only about half an inch thick, but it keeps out more heat than stone a foot thick.

Tests made by the U. S. Bureau of Standards prove the remarkable efficiency of Cabot's Quilt. For the year-round comfort of your family, specify Cabot's Quilt for your new home, or install it in the home you have now.

Use the coupon below for complete facts with no obligation whatsoever. Send it in today.

Cabot's

Heat-Insulating, Noise-Deadening

Quilt

Double Ply
Quilt

CUT COUPON ON THIS LINE

Samuel Cabot
Incorporated

141 Milk Street, Boston, Mass. AH-6-30
Offices also at NEW YORK, CHICAGO, PHILADELPHIA
KANSAS CITY, LOS ANGELES, SAN FRANCISCO,
MINNEAPOLIS, PORTLAND, AND SEATTLE

Gentlemen: Please send me your QUILT BOOK.
(Write your name and address in the margin below)

The costs of building a house

Continued from page 324

is established through which hot water circulates constantly from the heater and boiler back to the boiler or heater, regardless of whether water is drawn at the fixtures or not. The circulating pipe maintains hot water at the fixtures at all times but when there is no circulating pipe, water in the pipes cools off quickly when none is being drawn from the fixtures. There are many ways for heating water but the best method, I believe, is to have a separate heater and storage tank in the basement. This heater may be either a gas, coal, or oil heater of which there are many types. The tank may be either copper, steel, or galvanized iron. The selection of this apparatus depends chiefly on what you can afford. The durability of the equipment is in direct ratio to the cost. This system may be valved and cross-connected with the main boiler so that a coil can be used for heating the water in the winter when the boiler is operating. However, in the early spring and late fall the owner is apt to find that the coil does not generate sufficient hot water to meet the requirements.

The drainage system of a house consists of a complete water-tight and air-tight system of pipes to carry the waste from the various fixtures to the sewer in the street or to the septic tank system toward which it pitches. From the top of the house where the cast iron line of the drainage system ends with a length of pipe extending up through the roof, the stack called the "soil-pipe riser" runs down through the bathroom partitions to the cellar, where it connects with a horizontal drainpipe also of cast iron extending across the basement floor or hung to the ceiling. This pipe is carried to a point about a foot outside the face of the cellar wall. From that point either cast iron or tile pipe extends to the sewer or the septic system.

At the roof, in order to prevent rain or snow from following down the crack between soil pipe risers and roofing materials, a sheet of lead is tacked to the roof boarding under the shingles or slate and brought up over the top of the soil pipe, turned down inside and soldered, thus making a waterproof apron around the stack. It is essential that the runs in the soil pipe installation be as straight as possible and that they do not rely on wood for support because any settlement is apt to dislodge the joints and allow sewer gases to escape into the house. The soil pipe which extends through the roof from the highest fixture acts as a ventilator for the ventilating stack which runs into it above the highest fixture. The stack is a two-inch pipe, connected to the waste lines of the various fixtures, which runs parallel to the soil pipe and maintains a constant current of fresh air inside the riser.

To prevent sewer gas from entering rooms by means of the soil-pipe riser and branches connecting fixtures, traps are inserted between the branch and the fixture. The idea of the trap is to provide a hollow in the pipe to hold water, this water acting as a seal for the gas on the other side of it. Even when carried straight and true, the soil pipe drainage system is

liable to become stopped up and provision should be made to have clean-outs installed at various points. A clean-out consists of a cast iron fitting not unlike an elbow containing a cap screwed on at the side. When this cap is unscrewed and taken off, a long, flexible cleaning rod may be pushed through to reach the part of the system for cleaning purposes.

In residences the usual size of a soil pipe is four inches and the quality should be what is known as extra heavy. In some cases where there are fixtures in the cellar, if the main sewer should back up it would cause their overflowing, and to prevent this, what is known as a back-water valve should be placed just outside the house in the sewer line.

The selection of the plumbing fixtures is largely a matter of price. Inexpensive fixtures are quite as sanitary as expensive ones when they are made by a reliable manufacturer. All of the best lines of fixtures are now practically standard, that is, most of the fixture companies have corresponding sizes and patterns. There is quite a range in price in plumbing fixtures, the decorative ones, either colored or chromium plated are, of course, more expensive than the plain ones. The greatest assurance an owner can have on his plumbing fixtures is the name of the manufacturer. For that reason only standard makes should be selected and these should be purchased through a recognized dealer of that manufacturer because in case of error the owner is always able to get satisfaction from the manufacturer. It is also advisable to select fixtures after an inspection of the actual pieces by visiting the show rooms of the nearest dealer rather than by trying to select them from catalogs.

In case there is no city sewer and a septic system has to be installed, the owner should exercise the greatest care in awarding this contract. The type of soil and contour of the property makes practically every installation an individual problem, so it is plainly evident that if the job is not given to a good contractor, the owner is inviting trouble which is not apt to become apparent for a year or so after—all the landscaping work has been done. It is very discouraging to have to take up grass and shrubbery in order to repair or enlarge a system which if done right in the first place would have given no trouble.


Equal in importance to the plumbing is the heating system. In fact, I believe there are more houses with poor and inadequate heating systems than there are with poor plumbing systems. It is apparent when a plumbing system is not operating properly, but a heating system may be losing a good percentage of its efficiency without the owner realizing this fact. If the owner does realize it through the increased cost of his fuel, it is hard to find the trouble unless one has a heating plan to check against. For this reason not only should great care be taken in the selection of a heating system, but it should be laid out by a heating engineer. Most of the large companies furnishing heating equipment (Continued on page 352)



Her own small home will have the habit of quality

FROM the very first day, callers will see the salient points of character about the new home—the things that define a family's living requirements and decide its standing. For books and bed linen tell far more about a person than motor-cars and millinery. The bathroom is more expressive than the sun-porch.

Kohler fixtures have always had the quality of genuineness. Their clear and shining beauty is not simply on the surface. They are fine through and



An attractive all-Kohler bathroom with vitreous china STANDISH lavatory and VICEROY tub—both having all-metal chromium-plated fittings in the Dynamic design.

ALL-KOHLER BATHROOMS COST NO MORE

Even in the most modest homes, the finest is not too fine. Kohler fixtures, in color, with Kohler fittings to complete their beauty and usefulness add little to the price you might have paid for ordinary design and temporary service.

You will find many interesting ideas about bathrooms, kitchens and laundries in a careful inspection of Kohler products. Compare the quality and compare the costs. A talk with your

—and to you assurance of everlasting comfort.

Kohler fixtures are armored with a lustrous shell as smooth and hard as polished glass. The enamel is made by an exclusive formula—and fused to the metal beneath it in an everlasting bond. Each piece of vitreous china is fired twice in intense heat. It has a permanent surface that is as beautiful and as easy to keep clean as your choice table china.

architect will confirm your good opinion. If you have a definite need in mind, ask your plumbing contractor for plans and prices on an all-Kohler installation. A nominal investment now will yield dividends of convenience and security. Meanwhile, write for Booklet C-6, which illustrates attractive groupings and suggests modern ideas about home plumbing. . . . Kohler Co. Founded 1873. Kohler, Wisconsin. Branches in principal cities. Look for the Kohler mark on every fixture and fitting.


through. The master artisans who make them are trained in a long tradition of excellence. Every step of their work reflects old-world ideals of craftsmanship. The Kohler mark on each piece is to others a silent signal of your taste and care

ELEVEN IMPORTANT POINTS

- 1 Kohler designs are decorative, purposeful, correct.
- 2 Enamel—fused with an everlasting bond . . . smooth, glistening surface.
- 3 Vitreous china—armored with a smooth, lustrous, lasting glaze.
- 4 Kohler colors are soft, livable pastels. The white is a perfect white.
- 5 Metal fittings match the fixtures in style, character and quality.
- 6 Made of finest materials . . . show craftsmanship and care.
- 7 This year's Kohler products are next year's new ideas in plumbing.
- 8 Kohler quality extends to kitchen and laundry.
- 9 Kohler quality costs no more . . . and saves money later.
- 10 Handled and installed by qualified plumbers.
- 11 Backed by an entire community . . . beautiful Kohler Village.



Vitreous china LEXINGTON lavatory with concealed wall hanger. Ideal for small bathrooms and downstairs washrooms.



Enameled STAFFORD sink, with Dynamic swing spout mixing faucet and rinsing hose. Equipped with lever Duostrainers.

KOHLER OF KOHLER



An interesting installation in Clinton, Mass., Hutchins & French, Architects

There that's where to put the radiator!

The vexing question of how to keep the radiators out of sight almost answers itself—when the radiators are Robras 20-20. They fit in the most convenient place of all—in the wall.

Instead of destroying the effect of fine windows, these out-of-sight, out-of-the-way radiators can be easily installed under the sills. In your home or apartment there is four inches of waste space (just the depth between the inner and outer walls) . . . all ready to receive the Robras 20-20 radiator.

But why not let us tell you more about this interesting, compact, quick-heating radiator? Just send the coupon below—today.

ROBRAS 20-20

ROME BRASS RADIATOR CORPORATION, ONE EAST FORTY-SECOND STREET, NEW YORK, N. Y.

Send me information on Robras 20-20 Radiators

AH-6-30

Name

Address

The costs of building a house

Continued from page 348

will supply this service to the home owner without charging for it.

If you will refer to the specifications for this house published in the March issue, you will see that a one-pipe steam system was called for. The reason for specifying this system was to provide a starting point from which comparisons with other systems might be made. I do not believe that a one-pipe steam system can be called up-to-date, for not only is it more expensive to operate, but it is less satisfactory in operation.

The two-pipe steam system in this particular house would cost only \$250 additional and the saving in fuel would be noticeable. It is possible also by the use of special valves which would add slightly to the cost to make the two-pipe steam system into a low pressure steam system. If a vapor vacuum system or hot water system were installed, the price would be \$400 over a one-pipe steam system. If the old-fashioned hot air system were installed, it would be \$400 less than the one-pipe steam. But the old-fashioned hot air system is passé. The makers of the hot air furnaces are producing a re-circulating system which automatically humidifies and purifies the air and forces it through the system under pressure. It offers the advantages of humidified air and absence of radiators. Provision is made not only for introducing the hot air into the rooms but also for taking the cooler air out. This system is gaining popularity. It is essential if such a system is to be used that the house be planned for it from the start inasmuch as the ducts may be large and provision has to be made to accommodate them when the house is framed. The cost of this system is equivalent to hot water or vapor vacuum.

The above figures are based on using coal as fuel. If an oil burner is added, the cost will be approximately \$850 more whereas if a gas boiler is used, the boiler cost will be increased approximately \$150. It is impossible to give any average figures regarding the cost of gas heating because rates vary so radically all over the country. However, it is safe to say that it will generally cost more to heat by artificial gas than by any other fuel.

I will not endeavor to go into a discussion of the relative advantages of the various heating systems because I feel the subject could become too technical and involved and I have found that most home owners have pre-conceived ideas as to what type of system they want and it is a matter only of getting that particular system laid out properly, the proper radiation computed, and a boiler of the right size specified. I might say, however, that the one-pipe steam system should be avoided except when necessary to keep costs down. In computing the radiation required for a residence, various items are considered exclusive of sizes of rooms and windows, for instance, the covering of pipes, whether the radiators are recessed and the walls insulated. In explanation of the above, I would say that all exposed pipes and pipes in partitions should be insulated with an approved asbestos covering.

I find that most prospective home builders express a definite desire for recessed radiators and the only reason that it is not done more often is the expense one may run into. Heating engineers increase the radiation of all recessed radiators by 25% in order to overcome heat loss. The ordinary cast iron radiators cannot be recessed unless the house is of stone or brick except perhaps on the second floor where there may sometimes be space under the dormer windows. However, there are several types of radiators now on the market that can be recessed in the ordinary four-inch stud wall. These radiators come as units which include the grille and the lining. In this particular house if the fin type radiator were used throughout the master portion, the increased cost would be \$400. However, it is evident that much space would be saved in the rooms and the appearance improved considerably. In the case where cast iron radiators are recessed, it is important that the tinsmith on the job install back of the radiator shields of sheet iron with a curved top and line these with asbestos. It is also necessary to provide fronts and grilles for these radiators. The cost of this type of installation, of course, depends on the type of grille selected and the necessary carpentry work in making the fronts.

It is conceded that insulation cannot be overdone and should be applied not only to the roof or second floor ceilings but to the walls as well. The owner of an insulated house will save very noticeably in his fuel bills and will find also that the insulation gives him a protection against sound. There are so many different types of insulation on the market that I will not endeavor to explain them, but I have found that the effectiveness of the installation, looking at it from various angles, is usually represented by its cost, that is, some materials which give very good insulations are apparently less expensive than other materials giving an equal amount of insulation but the fire hazard is much greater. On the other hand, there are other types that give equal insulation at an apparently lower cost which will not withstand dampness. I have, therefore, found it advantageous in a house to use different types, according to what I believed the particular location and conditions warranted. When considering insulation one must consider the importance of weather stripping, otherwise the air leakage around doors and windows will undo all the good done by the insulation.

A further convenience and saving with regard to the heating system may be effected through the use of a thermostat. There are many approved makes of thermostats and thermostatic controls on the market that are adaptable to nearly any kind of heating system. These make the operation of the heating plant automatic; they cut down the heat during the night and keep it uniform throughout the day. Some of these controls are entirely automatic and some are hand operated. Practically all oil burners are automatically controlled and the same applies to gas boilers. The coal boiler also can be controlled.



Pewter

will please the modern bride as it did the brides of '76



PEWTER's history is long and proud. The Chinese wrought strange gods of it two thousand years ago. The Romans brought it with them to Britain. But it was in Colonial America that the art of the pewterer reached its height. Brides of that period cherished presents of pewter above all else—kept their candlesticks and goblets and platters polished bright.

Brides of today find gifts of pewter equally acceptable. It is very much in vogue. It has a mellow beauty all its own. Its cool, low luster and simple patterns blend perfectly with present trends in decoration. Best of all for the donor, there is a rich variety of individual pieces and sets, with a correspondingly wide range of prices!

In choosing pewter for a bride, or for yourself, look for the three "touch marks" shown below. You'll find them in the finest shops. On graceful bowls and candelabra, on tea or coffee services, on sturdy pitchers and porringers, on quaint lamps and tobacco jars—on a host of pleasant pieces like those pictured on this page. Each of them assures you of authentic design, honest craftsmanship and moderate price. They mark the products of the International pewterers.

If you'd like to know more about pewter, ancient and modern, write for our free Booklet P-74, "Pewter Through the Centuries." Address Pewter Department, International Silver Company, Meriden, Conn.



TO SATISFY COMPLETELY THE DEMAND FOR MODERN RADIATION

Inconspicuous

Adaptable

Inexpensive



"RICHMOND" FLOORLINE RADIATOR

U. S. PATENT APPLIED FOR

THE RICHMOND FLOORLINE radiator has none of the objectionable features of the ordinary radiator—and it can be installed at a cost favorably comparable with the old-fashioned type of radiator.

This modern and efficient heating unit may be attached to the baseboard—partially recessed—or completely concealed behind a grille. It does not interfere with furniture placement or decorative schemes. No exposed piping. No strong dust-laden air currents to smudge walls and draperies. And shields are not required. A more even and efficient distribution of heat is obtained with this long, low radiator and as its warmth is projected at a low level, it does away with cold, drafty floors.

The Floorline radiator may be installed quickly and inexpensively in new homes or to replace present radiators. The entire house or a limited number of rooms may be favored with this finer heating unit. Designed for use on steam, hot water and vacuum heating systems. If you are planning to build or remodel learn more about the Floorline Radiator. It gives a lifetime of service and comfort—nothing to break down or wear out.

More than 40 years experience in the manufacturing of fine heating equipment is incorporated in the Floorline Radiator, Richmond Steam, Hot Water and Gas Fired Boilers, Cast Iron Radiators and Enamelled Ware. All are products of the Richmond Radiator Company, Inc., New York, N. Y.



Heated air currents projected from but 5" above the floor. Insures warm floors, even heat.



Send the coupon below for catalog illustrating various methods of installation in new and old homes, apartments, office buildings.

RICHMOND RADIATOR COMPANY, INC.
Dept. A-6, 1480 Broadway, New York, N. Y.

You may send me illustrated descriptive booklet of the Richmond Floorline Radiator.

Name

Address

City State

In order that we may send the most helpful information please check the space that identifies you:

Owner Architect Builder Heating Contractor

Gaiety in the fall garden

Continued from page 330

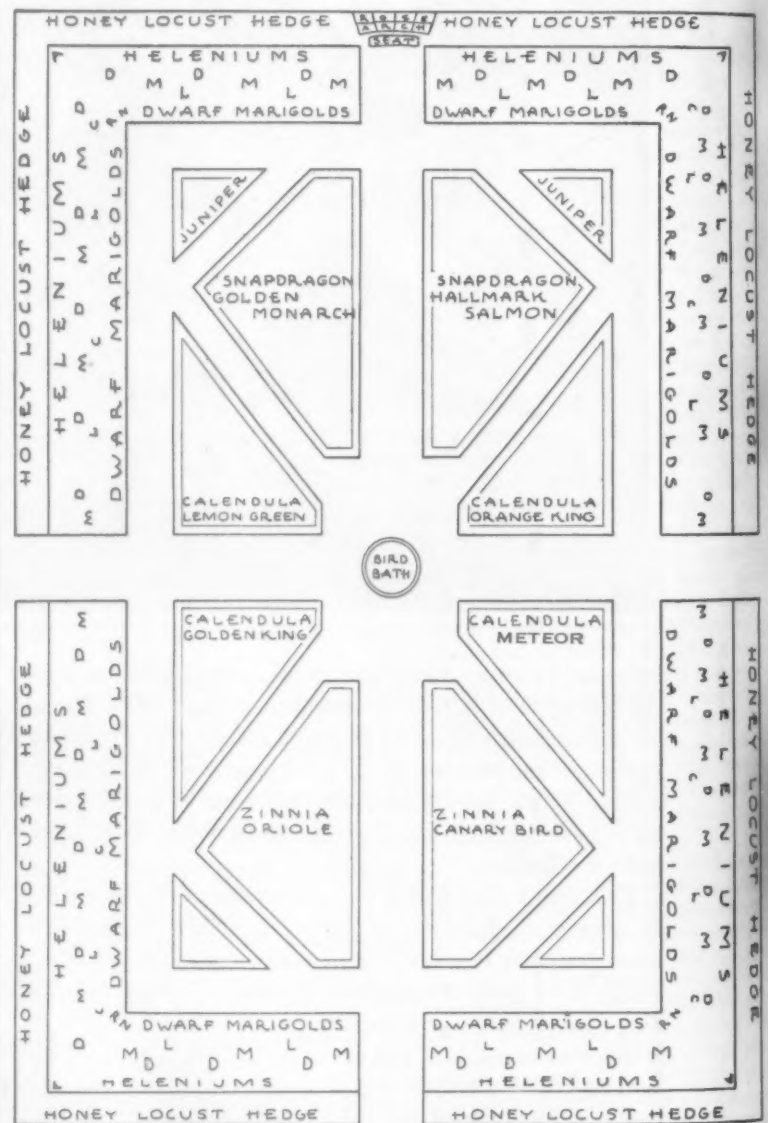
foot apart in the beds which gives them plenty of room to develop and also makes cultivation easier. The plants completely fill the beds when attaining maturity. For the cultivation of these beds and all others where possible I use a rake, long tined but only six inches wide, which to me has become indispensable and may be a worthwhile suggestion to some other gardener. It does not go deep enough to disturb the roots but makes the surface loose and smooth and may be used easily between the rows.

None of the plants here used are attacked by bugs or blights, except the Zinnias which have been troubled with a small bug about one eighth inch long which flies about when the plant is disturbed or sprayed. However, several applications of slug shot have been most effective. The Calendulas may have the yellows but only a small percentage will succumb and may be removed and new plants substituted if a reserve supply be grown elsewhere for this purpose. Of course, the Delphiniums might get their dread disease, the blacks, but I understand that spraying with nicotine solution is the latest prescribed treatment for that.

If, when transplanting, the gardener will make a hole with his trowel, place the plant in it, fill the cavity with water and then replace the soil, he usually will not have to water the plant again. Also, if he will take the extra precaution of winding a paper collar about an inch wide around the stem of the plants at the soil line, it will protect them from the cutworms which like to nip them off and do not even eat them but leave them lying about. It seems like a lot of work, but will be found well worth while.

PLAN REQUIREMENTS

- Plan requires the following quantities of plants, approximately:
- 56 Snapdragons for each bed
 - 56 Zinnias for each bed
 - 40 Calendulas for each bed
 - 150 Dwarf Marigolds
 - 75 African Marigolds
 - 30 Lupins
 - 30 Cornflowers
 - 500 Ageratum
 - 100 Honeylocust
 - 60 Heleniums
 - 32 Delphiniums
 - 4 Artemisia lactiflora
 - 4 Rudbeckia, and as many Lilies as gardener wishes



A—Artemisia lactiflora, D—Delphiniums, M—African Marigolds (planted in groups), L—Blue Lupins (planted in groups), C—Blue Cornflowers (planted in groups), R—Rudbeckia speciosa (newmanni). Ageratum borders all beds. Lilies mentioned in text planted in groups here and there. All paths are of grass

Dependable Sewage Disposal For Safety-insist on

San-Equip[★] Certified

San-Equip Sewage Disposal Systems have been nationally advertised for years. They are recognized everywhere as standard for quality and safe, dependable service.

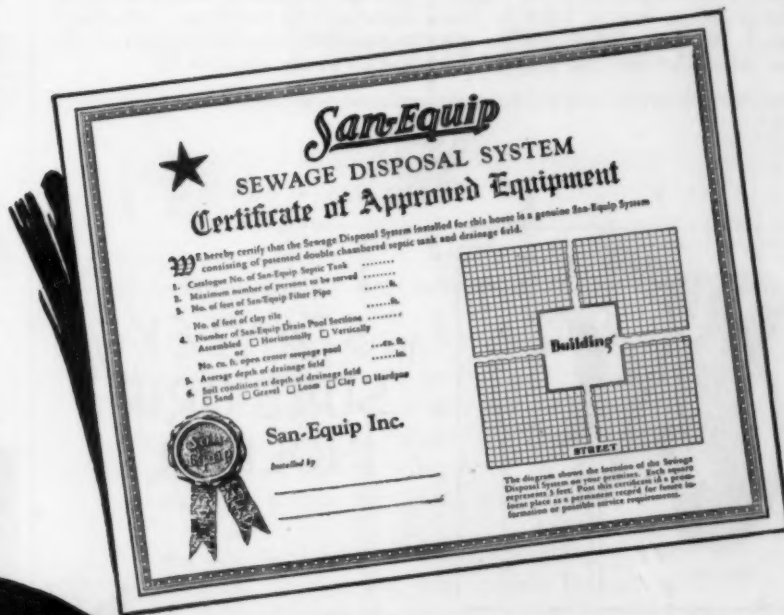
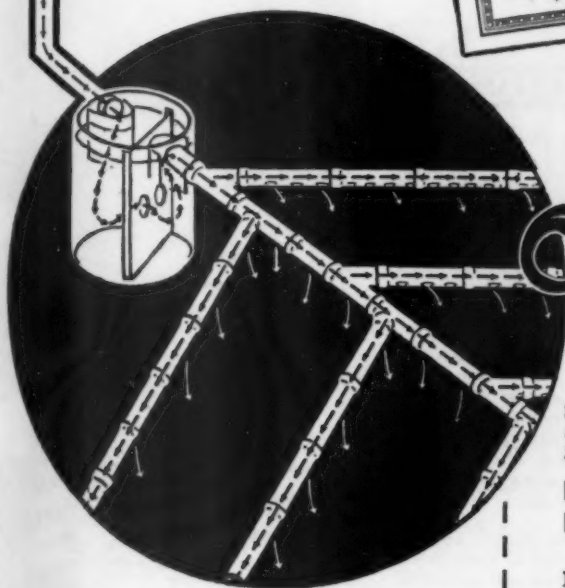
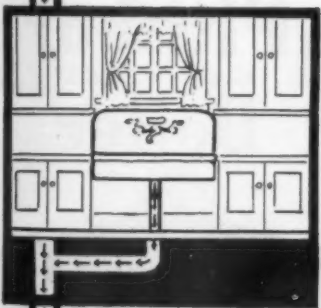

YOUR sewage disposal system is of vital importance to your home. It must guard your family's health year after year. You should have the assurance, so far as it is possible, that your system will not clog up. Inferior systems may endanger your family's health and prove a great expense in ruined walls, ceilings, and furniture and in dug-up yards.

The San-Equip System is scientifically designed to efficiently handle your sewage disposal. The complete system consists of a patented two-chamber septic tank in which the maximum amount of organic solids is liquefied; and a field of patented filter pipes or, if conditions permit, a drain pool, in which

the liquid from the septic tank is filtered and purified. Exclusive design of both tank and filter system minimizes any possible danger of clogging and renders the entire system as trouble-free as science can make it. Thousands of American homes have proved San-Equip efficiency.

Correct installation is of utmost importance. Any reliable plumbing dealer will install your system correctly, and he will gladly explain to you the advantages of San-Equip. Be sure that the certificate reproduced below accompanies your system—it is provided by the largest maker of home sewage disposal systems for your protection.

SAN-EQUIP INC.
(formerly Chemical Toilet Corp.)
816 E. Brighton Ave.,
Syracuse, N. Y.



San-Equip

SEWAGE DISPOSAL SYSTEMS

San-Equip Inc.
816 E. Brighton Ave.
Syracuse, N. Y.

- Please send me literature on San-Equip Sewage Disposal Systems.
- Please give me the name of a dependable plumbing dealer who can install an approved San-Equip Sewage Disposal System for me.

Name.....
 Street and No.....
 City.....State.....

SILENT

TRADE MARK REGISTERED
DOOR CLOSERS



**Stop the Slam
Keep Out Flies**

EVEREDY SILENT, Jr. Door Closer puts an end to the slamming and banging that rack your nerves and wreck your doors. It closes screen doors quietly and keeps them closed tight, so insect pests cannot enter. Closes light weight house doors, too. Built for long service and finished in dull nickel. Brings quiet comfort for only \$1.

\$1.00



For house entrance doors, storm doors, etc., use Everedy SILENT, Sr.—with the double spring for doubly sure closing of heavier doors. Beautifully finished in dull brass, SILENT Sr. retails for only \$1.50. (Prices slightly higher in Far West and Canada.)

Anyone with a screw driver can install SILENT Door Closers. No tools needed to detach them when screen or storm doors are removed. Patented valve permits quick and accurate adjustment of closing speed by a simple twist of the cylinder. SILENT Closers may be used on right or left hand doors without mechanical change.

If your dealer does not have SILENT Closers, send us his name and address, together with the price of the Closer you want, and it will be sent to you promptly, postage prepaid. Satisfaction guaranteed or money refunded.



DEALERS: Ask your jobber about SILENT Door Closers and other Everedy products, or write for full information.

THE EVEREDY COMPANY
FREDERICK - MARYLAND

Also manufacturers of Everedy Adjustable Screen Door Grilles, Bottle Cappers, Syphon Filters, Strainer Sets, etc.

EVEREDY ADJUSTABLE SCREEN DOOR GRILLES
Beautify the door and protect the screen against pushing and pawing that make it bulge, sag and break. Adjustable sizes to fit almost any door. Three handsome finishes—brass, bronze and antique copper. Ask your dealer about low prices of Everedy Adjustable Grilles to fit your screen doors, or write to The Everedy Co., Frederick, Maryland.

Pottery with a past—and a future

Continued from page 518

grew phenomenally, making both partners rich men.

They were absorbed for several years in building the splendid new potteries near Stoke-on-Trent, which were given the classic name, "Etruria," a title they bear to this day. Wedgwood built for himself a fine house near the potteries, called "Etruria Hall," and here he lived for the rest of his life, famous for his hospitality, and surrounded by his devoted family and friends. One of his daughters became the mother of Charles Darwin, the great naturalist, whose scholarly mind showed all his illustrious grandfather's love of nature and interest in science.

JASPER WARE

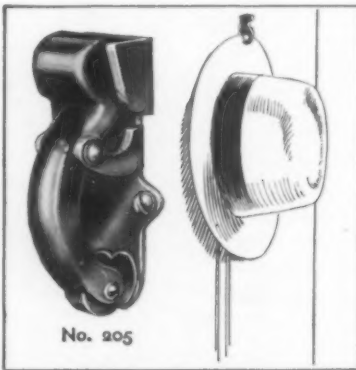
One of the glories of the new works at Etruria was the development of Jasper ware, which was possibly Wedgwood's crowning achievement as a potter. Its invention and perfecting required many years of experimenting and labor. Wedgwood worked over it for many years of his life and the Museum at the works shows many examples of his experimental pieces, but in 1774 he was able to write to Bentley, "We are now Absolute with the Jasper." In

his catalogue of that year he describes it as "a fine terracotta of great beauty and delicacy, proper for cameos, portraits, and bas-reliefs." The copy which Wedgwood produced of the Portland Vase, of which a picture is shown at the bottom of page 317, is made of Jasper, and is generally thought to be his masterpiece. An outline of this vase is used for the present Wedgwood trade-mark.

WEDGWOOD RETIRES

Bentley died in 1780, and this loss combined with various misfortunes and illnesses, both his own and his beloved family's, made great inroads upon even Wedgwood's vigorous health, but he kept on with the business alone until 1790 when he took into partnership several of his sons, with his nephew, Byerley, and laid down the reins of his own control.

Wedgwood died January 3, 1795, possessed of a considerable fortune, and rich in all the honors of his day. But far beyond these material affairs was to him the knowledge that he had created on English soil one of its greatest industries, always to be associated with his name, and always to maintain his steadfast ideal of perfection at any cost.




No. 205

"STANLEY" SURE-GRIP HOLDER

-THE HOLDER WITH A HUNDRED USES-

This versatile holder is one of the handiest little articles for use around the home. Here are some of the places where you can use it. (You can probably think of many others.)



holding newspapers—on the front porch



...holding hats—in closets, autos



...holding towels—in bathroom, pantry, kitchen



...holding papers,—in the kitchen

The opening is unusually large and allows plenty of room for reasonably bulky articles. The rubber roller together with the strong spring assures a sure grip. All projecting parts of the holder are nicely rounded.

Decide right now where you can use two or three of these holders to advantage. You have a choice of several attractive finishes. Your hardware dealer will gladly take care of your requirements.

THE STANLEY WORKS
New Britain, Conn.

STANLEY HARDWARE

A Guarantee against HIGH GAS BILLS

Before you say you can't afford to heat your home with gas... investigate the Pittsburgh House-Heating Boiler and our estimate of monthly cost. The Pittsburgh Boiler is so scientifically constructed and accurate in operation that we can tell you in advance the exact amount of your winter gas bills. We give this figure with an absolute money-back guarantee, agreeing to pay any excess over our estimate. No other manufacturer of gas-fired house-heating boilers ever offered you such a guarantee.

The Pittsburgh is supplied for Steam, Hot Water or Vapor heating, and is made in a wide range of sizes.

Pittsburg GAS-FIRED Boiler



Let us send you our new booklet, "Efficient House Heating with Gas", and estimate the cost of heating your home with a Pittsburg. No obligation.

Pittsburg Water Heater Co., Pittsburgh, Pa. A-2

Please send me your book, "Efficient House Heating with Gas", and estimate the cost of heating my home with a Pittsburg Boiler.

Name.....

Address.....

City..... State.....



Make Your Garden a summer living room!

Just imagine a stretch of inviting lawn bordered by bright beds of blossoms and set about with gaily colored tubs, tubs made comfortable with cushions to sit upon, tubs with table tops attached, for books or tea.

Picture a line of little trees, planted in Rainbow tubs of chinese red, Nile green, venetian blue, or canary yellow. They can be carried to your Sun-room or another garden nook, at will. See how much charm you add by including a bird bath, sun dial, or winding walk of colorful iron stepping stones.

These unusual pieces are just coming on the market. If your dealer does not yet carry them we will gladly send delivered prices and complete information so you can buy direct from the factory. Mail coupon below for the new "Rainbow Book of Gardens" to get delightful suggestions for making lawn and garden nooks more livable and interesting.

RAINBOW GARDEN FURNISHINGS

Division, Alaska Freezer Co., Winchendon, Mass.

THE ALASKA FREEZER CO., INC. Dept. A-6, Winchendon, Mass.

We are interested in Rainbow Garden Furnishings. Please send booklet and name of nearest dealer.

Name

Address

building

New types of construction and equipment discussed by experts in the pages of

The American Home

\$1.00 a yr. Garden City, N. Y.

Burn Your GARBAGE and RUBBISH in the



All garbage and rubbish may instantly be deposited in the Genico. The constant air circulation maintained eliminates all odors during filling period and dries the moisture in the garbage.


Genico holds two bushels and when filled merely requires lighting contents at top—no other fuel or attention needed. The down draft principle produces burning from top downward—thus no odors during burning.

Genico is finished in green with black and nickel fittings—is guaranteed for ten years. First cost is last cost. Genico means perpetual freedom from garbage and rubbish annoyances.

Sold by oil burner and home utility dealers, and plumbers. Send for booklet.

GENERAL INCINERATOR CO. 1025 Gaskill Road Alliance, Ohio, U. S. A.

OUTSIDE IS INSIDE



with Higgin Screens

HIGGIN SCREENS let all the sunlight and breezes of outdoor June into your home . . . keep you as cool and fresh on your porches in the evening as though you were out under the trees on the lawn . . . yet protect you completely against bugs and flies and mosquitoes.

Except to keep out insects, the Higgin trim narrow frames and almost invisible bronze mesh don't obstruct the openings at all. The view is practically as clear and just as much light and air come in as though there weren't any screens there. You don't have that "closed-in" feeling that ordinary screens bring. It's really outside brought inside!

Let the Higgin expert in your locality advise you as to the best method of screening your house. He can prescribe exactly the right type of screen for every opening, because Higgin makes them all . . . rolling, swinging, sliding. Higgin Screens in every window door and porch will be a source of endless satisfaction to you. Phone our representative today or write to us.

TO PRESENT HOME OWNERS

Before you have to repeat the yearly bother and expense of repairing, painting and installing your worn out wood screens, let us estimate on replacing them with Higgin All-Metal Frame or Rolling Screens. It will save you money and you'll never have to worry about screens again. No more warping, twisting or breaking. No more makeshift repairing. A permanent, beautiful screening job that will give you lasting satisfaction. Decide now to give up your spring struggle with inefficient screens.

THE HIGGIN MFG. CO. 510 Washington Ave. Newport, Ky.

I am interested in Screening

- New Home
- Old House

Name _____ Street _____ City _____ State _____

THE HIGGIN MFG. COMPANY Specialists in Screens Since 1893 General Offices: Washington Ave, Newport, Ky. Branches: Kansas City, Mo., Toronto, Ont.

HIGGIN ALL METAL SCREENS



T/N BRINGS YOUR BATHROOM up-to-date

LET your wall-tank water closet follow the tin bathtub onto the ash-pile. No wall-tank takes up valuable space with a T/N. For tank and bowl are built in one piece of vitreous china. T/N fits almost anywhere. With it you can turn any spare closet into a convenient washroom.



Bring your bathroom up to date with a T/N. Its streamline design is modern. Its supreme quietness is ahead of the times! And its cost is reasonable, indeed. See your plumber, or mail the coupon below, today.



ONE PIECE WATER CLOSET

W. A. CASE & SON MANUFACTURING COMPANY Dept. 1306, 210 Delaware Avenue, Buffalo, N. Y. Founded 1873

Please send me free descriptive literature on the T/N One Piece Water Closet. I am interested in REMODELING NEW HOME.

Name _____ Address _____ Plumber's Name _____

Charm and Romance of
CALIFORNIA HOMES



In This New 8 Volume Library

NEVER has such a series been published as this E. W. Stillwell Collection, which contains the choicest homes of Hollywood, Beverly Hills and Pasadena, Spanish, English, Norman, Colonial and pure CALIFORNIA types are represented. There is a book for every class. More than 800 pages of beautiful halftones and floor plans. Complete plans and specifications furnished.

THE STILLWELL COLLECTION CONTAINS

- A** The Fine Homes Book—Latest two-story types Spanish, English, Norman; \$10,000 to \$30,000. 10 floor plans, 65 large halftones, 68 pages. Price \$2
- B** English and Romance Type Homes—65 one-story types of the same variety and quality as above, all with floor plans. 68 pages. Price \$2
- C** All-American Homes—69 homes, many with alternate plans of conventional 1- and 2-story types, mostly frame construction. 64 pages. Price \$2
- D** The New Colonials—50 large halftones, with floor plans, mostly 2-story, 7 to 14 rooms. Many informal variations. 64 pages. Price \$2
- E** Little Bungalows—Pure California-American, 101 plans for 4- and 5-room bungalows, mostly frame. 80 photographs, 68 pages. Price \$2
- F** West Coast Bungalows—65 homes, 87 floor plans of conventional one-story types, frame construction. Mostly 6 rooms. 64 pages. Price \$2
- G** Southwest Stucco Homes—40 one- and two-story types of homes of conventional design. 25 duplexes, 4 flats, 68 pages. Price \$2

SPANISH HOMES OF CALIFORNIA
Sixty photographs, 28 floor plans, full text explains Spanish design. Not in the Stillwell Collection listed above. 48 pages, FREE with any three or more volumes. Price \$1

Library complete with Any 3 Stillwell volumes
SPANISH HOMES, with SPANISH \$5
postpaid for \$10 HOMES, postpaid

Mail check or money order . . . TODAY

THE ROY HILTON COMPANY
407 Kress Bldg. Long Beach, Calif.

Some unusual uses for wallpaper

Continued from page 320

architect who designed it, had actually been made a charming inner room. The owner had most diligently cut out an intricate design from a French wallpaper and had pasted the design on each one of her seven doors. The doors had previously been painted and then design, doors, and all were shellacked many times and rubbed down until I thought they were really old lacquered doors.

In the past few years I have found another old idea that I think could be used to-day, namely, copying decalcomania vases. One need only find the right size of transparent glass vase, cut out a wallpaper pattern and paste it on the inside of the vase. The whole piece could then be painted on the inside with a thick paint and finished with a coat or two of varnish to protect the design. The final result should approximate the beauty of those old decalcomania vases.

An idea I used in an over-mantel mirror proved to be effective. The illustration at the beginning of the article shows the way it worked out. I took the remnant of a wallpaper that had a design of a large urn, two cupids, flowers, and birds scattered over it and cut out the central design. I admit it was an intricate and tedious job to cut it out carefully with a pair of manicuring scissors and then paste it smoothly under a large specially shaped piece of glass, but when it was done and an extra piece of mirror

glass made to back this one, and the whole thing put into a gilt picture frame, I felt that the beautiful result was well worth my pains. It was by no means a luxury and yet it gave a final touch to a smart-looking French room.

To hide an unattractive view of a back yard or court or to lend interest to one of those dark, old-fashioned halls, it is possible to treat a window with wallpaper so that the vista will be improved and the interior itself made more attractive. A suggestion for this treatment is shown in one of the accompanying illustrations (see page 320). In this case a wallpaper design with a chateau seen through a vista of trees was pasted over the upper sash of the window. The paper has lovely coloring and a good depth of perspective. It was treated with a waterproof varnish and a little oil was rubbed over the paper to make it semi-transparent. To decorate the lower sash, the central pattern was cut out of the design and the remainder was pasted on to make an attractive frame for the window. The final step was beautifying the interior. The window frame itself was marbledized (this can be done with paint or with a marble wallpaper) and it was then covered with a simple wooden trellis. Two pots of ivy were added, and the resulting composition was exceptionally lovely. The means employed were simple, but the effect given was quite luxurious.



There's Comfort Behind
WARREN'S
Porch Shades

They add another light, airy, cool room to the Home, and bring Beauty, Comfort, Privacy, Protection,—at the most trifling cost.


Warren's New "RAYN-TITE" especially,—the only Porch Shade of its kind. Proof against Drenching Rain or Hot Sun glare, yet admits ample ventilation and light.

The velvety smooth slats have slanting edges which change sunrays into a soft diffused light and shed water like a duck's feathers, giving complete protection to occupants and furnishings.

3- to 12-foot widths, 6- or 7-foot drops; soft restful colors. If your dealer hasn't Warren's Porch Shades we will fill your order at the factory.

WARREN SHADE CO.
401-3-5 Summit Place

Sauk Rapids Minn.



Catalogue will be sent on receipt of ten cents.

**INTERNATIONAL
SCREENED
CASEMENTS**

INTERNATIONAL Metal Casements—both Custom-built and Cotswold—now are available equipped with Screens. Note the Solid Bronze Hardware which permits the casement to be opened and closed without removing the screen. Note also there are no holes nor slots in the screen, an important feature ensuring easier handling and longer screen life. No other screened casement possesses such advantages.

INTERNATIONAL CASEMENT CO INC
JAMESTOWN · NEW YORK ·

Agents in all principal cities.

Ever try to relight a cigar through the Ash?

or to heat a house with a boiler

muffled in Soot » » » » » » ?

CLEAN OUT says the legend on the boiler door.

Good advice—if you want economical heating. Now that your fire is out, give your boiler a spring cleaning.

Flaky soot in the boiler passages forms an insulating blanket. Often responsible for more than a 25 percent loss in efficiency of the Fire Surface. Clean the soot out for the same reason you knock the ash off a cigar before relighting. Give the Fire Surface a chance to serve you efficiently.

But more important still, be sure your boiler has *enough* Fire Surface. If the cigar is cracked above the ash, you will not be very successful in relighting it even with the ash knocked off.

Even with the soot cleaned out, a boiler with too little Fire Surface is the most wasteful thing you own. It loses up the chimney a large percent of the heat generated. It often lets your house go cold and uncomfortable. It lets your fuel bills climb sky-high.

The New Smith "16" boiler has more Fire Surface than any other boiler made of the same grate area, and twice as much as some of them. It provides for small-to-medium homes the same luxurious heating and the same welcome economy that the larger H. B. Smith boilers (Mills "24", "34" and "44") have provided for large homes and mansions for the past fifty years.

The amount you can save on the first cost of a boiler is nothing compared to the amount an efficient boiler will save in fuel. You pay for your boiler only once, but you pay for your fuel every year. A 15 to 30 percent saving in fuel every year



(which is perfectly possible) pays the entire cost of a New Smith "16" in from 3 to 5 years.

If you are interested in an actual saving in money, if you take pride in getting your money's worth or if you have an inborn hatred of waste in any form, send for our two booklets, "The New Smith 16", and "Does It Pay to Install an Oil Burner". Use coupon below. The H. B. Smith Company, Westfield, Massachusetts.

The New Smith "16" is finished like a fine automobile to suit the modern cellar room. It burns coal, coke, oil or gas with equal and high efficiency.



THE H. B. SMITH
BOILERS & RADIATORS
Used in fine homes and buildings since 1860

The H. B. Smith Boilers for steam, hot water and vapor heating; radiators; and hot water supply boilers; are made for every type and size of private home, office building, factory and public building.

THE H. B. SMITH CO.
Dept. L-14
Westfield, Mass.

Gentlemen: Without cost or obligation to me, please send me a copy of each of your two books and details of the New Smith "16".

Name.....
Street.....
City..... State.....

Easy to make old shingles like NEW



Send for FREE color chart

WHY not give the old shingles on your roof or sidewalls a new lease on life — new beauty? Creo-Dipt Brushcoat Stains will renew the color and preserve them against rot and decay. Easy to apply—one brushcoat is usually sufficient. Inexpensive. Come in all the rich soft shades that have made Creo-Dipt Stained Shingles famous for their lasting beauty. Ask your lumber or paint dealer about Creo-Dipt Brushcoat Stains . . . how little they cost. Mail the coupon.

CREO-DIPT BRUSHCOAT STAINS

FREE color card

CREO-DIPT COMPANY, INC.
1630 Oliver Street, North Tonawanda, N. Y.

I am interested in Creo-Dipt Brushcoat Stains for old shingles. Please send me free illustrated booklet and color chart.

Name _____
Address _____
My dealer's name is _____

THIS BEAUTIFUL New



REFRIGERATOR SET SAVES SPACE & FOOD

\$150

Just what you need for sanitary storage of "left-overs." Three beautifully decorated china refrigerator dishes with cover, that stack on each other and save space. Attractive for table service. Finished in white or ivory.

See them at your department or china store. If you have difficulty in finding them, we will send the complete set post-paid for \$1.50; west of the Mississippi \$1.65.

THE WELLSVILLE CHINA CO.
Wellsville, Ohio

Newcomers in the kitchen

Continued from page 323

sharpeners there are, too, perhaps the most reliable being a device which clamps onto table or shelf, and has parallel discs through which the blades are drawn, coming out, after a few passes, with razor edges.

Among the smaller inventions for our modern kitchen are fish lifters, perforated ladles, ladles with pouring lips, mixing spoons, soup ladles in gaily colored enamels, and a whole tribe of implements with wooden handles which may be bought to harmonize with any kitchen ensemble. There are long cylindrical devices through which the luscious cooky dough may be forced into professional shapes, others with plungers where icing is forced to take delightful forms

of rosette and curlicue, and wire pastry mixers to fit the mixing bowl.

There are scales, reliable to the fraction of an ounce, and weighing up to twenty-five pounds. They too, come in delightful colors to match the bride's kitchen and to conceal their stern utility.

And, finally, the happy hours of her day may be marked by the addition of a guaranteed kitchen clock, in colorful porcelain, which will conscientiously remind her when meals must be started, the baking looked at, the laundress paid, and all the other small domestic duties the prompt accomplishment of which leads to a smooth running household.

Keeping in step with the Roses

Continued from page 325

While visiting a garden last summer quite near here I told the gardener that I had no rose bugs. He said, "Well, you have never grown a Rose, then," meaning, of course, that I did not know the trouble it entailed. I suppose the reason why I have never entertained this unpleasant horde is that my garden's soil is quite heavy and the rose bug prefers a sandy one.

A circle, intersected by two paths, forms the four beds that contain the Hybrid Perpetuals of which I have already spoken.

As this is the center and focal

point of my sundial garden, we try to keep these beds gay at all times. Very early in spring the edges boast Emperor Narcissus and Royal Blue Forget-me-not.

The center of this plot, where the paths meet, has a sundial. The Climbing Rose in the photograph on page 325 is Crimson Rambler and is so luxuriant that I cannot bear to have it removed.

The most effective Rose of all, Paul's Scarlet Climber, is also in bloom now. To me, and to the many visitors to my garden, this is the outstanding Rose.

The MODERN HOME HAS INCINERATION

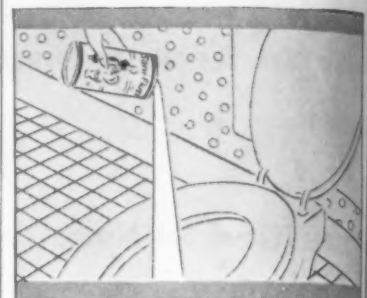


PUT RUBBISH AND GARBAGE IN THE HANDY HOPPER DOOR AND FORGET IT

A modern exterior, or the latest mode of furnishing and decoration, are not the full measure of a modern home. The modern home is convenient, and no home is truly convenient—or entirely modern—without a satisfactory means of disposing of rubbish and garbage. The Kernerator—pioneer of domestic incineration—completely modernizes the home by furnishing a convenient, trouble-free and sanitary means for the destruction of rubbish, household waste and garbage. Your architect will tell you about the Kernerator and the years of success behind it. Or a line to us will bring an attractive and instructive booklet. KERNER INCINERATOR COMPANY 1222 North Water St., Milwaukee

KERNERATOR INCINERATION

Bathroom drudgery is now OLD-FASHIONED

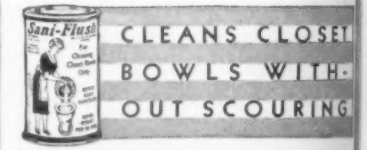


THE MOST disagreeable of all household tasks—scrubbing an unclean toilet bowl—is out of date and unnecessary now. Much better results can be obtained without unpleasantness.

Sprinkle a little Sani-Flush in the toilet bowl, follow the directions on the can, flush, and instantly the bowl will be snow-white. Odors will disappear, germs will be killed, and perfect sanitation will take the place of dangerous impurity.

Spare yourself needless hard work. Sani-Flush is sold by all grocery, drug and hardware stores in convenient punch-top cans, 25c; in Canada, 35c. The Hygienic Products Co., Canton, Ohio. (Also makers of MELO—a fine water softener.)

Sani-Flush



CLEANS CLOSET BOWLS WITHOUT SCOURING



COTTAGE DOOR LATCH SET Unusual Urn Design. Set of 4 pieces illustrated \$2.50. Send for interesting catalog of hand forged iron ware. CHIMNEY ROCK FORGE Dept. D Asheville, North Carolina

"No library complete without Kipling complete"

ANGIER APRONS 8 for \$1



Made of soft, durable, splash-proof Ripple-kraft, they protect the wearer during house-keeping hours. Just the thing for women's club church suppers, gifts, and parties. Thousands of women have found this new way of eliminating extra work. No laundering—always a first apron handy. Attractively boxed in assorted colors, and mailed post-paid at eight for one dollar. Simply send one dollar bill, money order or check direct to Dept. O.

ANGIER CORPORATION Fountain St., Framingham, Mass.

BUILDING PLANS
For Modern Homes



A startling new book of home plans, 1930 edition, size 8 x 11 inches, over 200 designs for English and American Colonial homes, two-family dwellings, cosy bungalows and cottages, contains floor plans and all dimensions with photos and approximate cost to build, a real help in the home builder. It is used as a book of reference everywhere. Postpaid only \$3.00. A smaller book 8 x 11 inches, 69 new designs of English and American Colonial homes and other medium cost dwellings. Postpaid \$1.00. Both books for \$3.50.

FREDERICK H. GOWING, Architect
101 Tremont Street Boston, Mass.

Write Doubleday, Doran & Company, Inc., Garden City, Long Island, for a list of their

NATURE BOOKS

STATEMENT OF THE OWNERSHIP, MANAGEMENT, CIRCULATION, ETC., required by the Act of Congress of August 24, 1912, of THE AMERICAN HOME, published monthly at Garden City, New York, for April 1, 1930. State of New York, County of Nassau.

Before me, a Notary Public in and for the State and County aforesaid, personally appeared John J. Hessian, who, having been duly sworn according to law, deposes and says that he is the Treasurer of Doubleday, Doran & Co., Inc., owners of The American Home, and that the following is, to the best of his knowledge and belief, a true statement of the ownership, management (and if a daily paper, the circulation), etc., of the aforesaid publication for the date shown in the above caption, required by the Act of August 24, 1912, embodied in section 411, Postal Laws and Regulations, printed on the reverse of this form, to wit:

1. That the names and addresses of the publisher, editor, managing editor, and business managers are: *Publishers*, Doubleday, Doran & Co., Inc., Garden City, N. Y.; *Editor*, Reginald T. Townsend, Garden City, N. Y.; *Business Managers*, Doubleday, Doran & Co., Inc., Garden City, N. Y.

2. That the owner is: (If owned by a corporation, its name and address must be stated and also immediately thereunder the names and addresses of stockholders owning or holding one per cent. or more of total amount of stock. If not owned by a corporation, the names and addresses of the individual owners must be given. If owned by a firm, company, or other unincorporated concern, its name and address, as well as those of each individual member, must be given.) F. N. Doubleday, Garden City, N. Y.; Nelson Doubleday, Garden City, N. Y.; George H. Doran, 244 Madison Avenue, N. Y. C.; Russell Doubleday, Garden City, N. Y.; John J. Hessian, Garden City, N. Y.; W. Herbert Eaton, Garden City, N. Y.; Henry L. Jones, 244 Madison Avenue, N. Y. C.; Donald Macdonald, Garden City, N. Y.; Harry E. Maule, Garden City, N. Y.; William J. Neal, Garden City, N. Y.; Daniel W. Nye, Garden City, N. Y.; Reginald T. Townsend, Garden City, N. Y.; Janet M. Doubleday, Glen Cove, N. Y.; S. A. Everitt, Huntington, N. Y.; E. French Strother, Garden City, N. Y.; Mary Noble Doran, 244 Madison Avenue, N. Y. C.; F. N. Doubleday or Russell Doubleday, Trustees for Florence Van Wyck Doubleday, Garden City, N. Y.; S. A. Everitt or John J. Hessian, Trustees for Josephine Everitt, Garden City, N. Y.


3. That the known bondholders, mortgagees, and other security holders owning or holding 1 per cent. or more of total amount of bonds, mortgages, or other securities are: (If there are none, so state.) NONE.

4. That the two paragraphs next above, giving the names of the owners, stockholders, and security holders, if any, contain not only the list of stockholders and security holders as they appear upon the books of the company but also, in cases where the stockholder or security holder appears upon the books of the company as trustee or in any other fiduciary relation, the name of the person or corporation for whom such trustee is acting, is given; also that the said two paragraphs contain statements embracing affiant's full knowledge and belief as to the circumstances and conditions under which stockholders and security holders who do not appear upon the books of the company as trustees, hold stock and securities in a capacity other than that of a bona fide owner; and this affiant has no reason to believe that any other person, association, or corporation has any interest direct or indirect in the said stock, bonds, or other securities than as so stated by him.

DOUBLEDAY, DORAN & COMPANY, INC.
By John J. Hessian, Treasurer.

Sworn to and subscribed before me this 17th day of March, 1930.

(Signed) Frank O'Sullivan.
Notary Public Queens County No. 1501
Certificate filed in Nassau County.
Term expires March 30, 1930.



Blameless Heat

Is There
Such A Thing?

YES, there is. Eight home owners can prove it to you. All eight wrote letters about it. Not letters to us. But to each other. Each contains convincing experiences and trouble saving suggestions.

Four of the eight, had old homes in which they put new heating systems. The other four had new homes recently built by them.

All of them put plenty of blame on heats that never were, or ever can be, blameless. And in turn, gave merited praise backed by ample reasons, for the Burnham Blameless Heat.

Looks like you will find in those letters, some trouble saving and money saving help hints. Not to mention at all the added heat contentments you can make sure of. The eight letters are all in the booklet called, "Letters To and Fro". If you would have the contentments of a blameless heat, send for it.



Burnham Boiler Corporation

IRVINGTON, NEW YORK

Representatives in principal cities of United States and Canada



For
His Royal Highness

A Regal
GEM CRIB

or complete bedroom suite is sure to win his royal assent

—and the full approval of his mother and dad. For Gem nursery furniture transforms his room into a palace fine and helps to keep him happy. Furnish his "kingdom" as carefully as you furnish your own rooms. Let him hold his daily court amidst an ensemble of lovely Gem pieces which will give him a chance to grow up with a keen appreciation of fine things. Now—while he is young give him a true sense of freedom, cleanliness and ease. These things you can do so very easily, so inexpensively with Gem nursery furniture.

Gem cribs, bassinets, dressers, nursery chairs and other pieces have been popular with the most discriminating mothers for almost fifty years. They are faultlessly made and beautifully finished.

But let us send you, free of charge, our interesting booklet by Alice Arden called "Planning for Charm and Beauty." In it you will find many helpful hints about furnishing the nursery.

Gem Crib and Cradle Company
Gardner, Mass.

GEM
*Cribs and
Nursery
Furniture*

8 out of 10 women



*... asked a lot of good questions,
watched the Walker answer them
... and then decided to buy*

MOST women are born skeptics. Say what we will about Walker Dishwashers, sales aren't made until the woman actually sees the machine do its job. Then eight out of every ten buy.

And what keen questions they ask! Here are the more important ones . . . answered very simply.

"Will it really wash, rinse and dry my dishes?" Yes, more perfectly than the most careful pair of hands . . . and in far less time.

"Will it wash pots and pans?" Yes. It will wash them perfectly. It will not scour or remove burned-in-food.

"Does the machine itself require cleaning?" No. The thorough water action keeps the glistening porcelain bowl clean as a china dish.

"Are my finest dishes safe in the Walker?" Yes, far more so than when they are washed by hand. The dishes remain stationary.

"Why should I have a dishwasher when I have a maid?" For sanitary reasons, to protect your family's health . . . to keep your maid contented and save her time . . . for your own use when the maid is not there.

Have you any further questions? If so, please use the coupon below. If not, see the answers to these questions, by checking No. 1 and mailing the coupon anyway. You'll bless the day!

WALKER ELECTRIC DISHWASHERS

Sink and Cabinet Models

A few territories still open for responsible distributors



Walker Dishwasher Corporation
Syracuse, New York


- 1. I'd like to see a Walker work.
 - 2. I'd like a complete booklet.
 - 3. I'd like to improve my kitchen.
- Please tell me all about your Kitchen Planning Institute.

Name.....

Street.....

City.....State.....

A-H-6



Many are the designs of arbors and arches offered cut to plan and all ready to assemble, usually easier than making at home

Arches and arbors

Continued from page 352

desired that the architectural note blend gently into the natural colors of the garden.

Then again there are rustic constructions of cedar with the bark left intact, the typical rustic grape arbor type designed without curves. These find their place in utterly informal gardens which are inclined to wild nature effects in the use of rocks and the choice of plantings.

As to the floor, we have a choice of clipped turf, flagstones laid in turf, flagstones laid with mortar joints, brick laid in sand or mortar, according to the immediate environment. Bare earth is not good because of the inclination of rains to splash it upon the posts of the structure. Gravel is hard on shoes. For strictly rustic work, dull red brick or tile, or slate gives a pleasing result and finished effect of flooring. Frost upheavals may be avoided by a substantial foundation of cinders.

Upon delivery it is well to paint or stain the lumber on all sides and ends for best preservation until it is used.

In assembling, paint again all raw ends which have been cut to fit. The finish painting requires either two coats of shingle stain, or three coats of house paint, including the

thin priming coat. Rustic cedar pieces should have spar varnish dabbed on every open cut and joint for the same protection.

All nails and spikes should be galvanized and, for very fine work in attaching lattice panels, brass screws are best. If cross beams and frames are of quite heavy lumber, they should be bolted to the columns with galvanized bolts.

Wood that comes in direct contact with moist soil rots very rapidly. Hence preventive measures are needed. Posts may be creosoted upon the ends which are to go below the surface, or they may be heavily painted with several coats of house paint. The best method requires that holes be dug four inches deeper and eight inches greater in diameter than the column when set. Cement mortar, or an ordinary concrete mixture, is tamped into the bottom of the hole. Thereafter the post is set and the mortar shoveled around it to a level one inch above the ground. While this is hardening, the post must be braced in perfect vertical position.

Once the chosen pattern is drawn on paper and the framework set, as above described, the carpentry problems are simple indeed.



An arch often gives emphasis to a garden axis by giving the eye a focus spot



These New SCREENS ADD BEAUTY To Your Home

Don't be satisfied with screens that just perform the function of keeping out flies. The new metal frame screens add beauty as well.

Styled to harmonize with your home's architecture, or decorative plan, they are smarter, neater, more durable. They let in more light—may be installed outside or inside. Frames in metal tones or decorative colors.

Before you buy, let us give you the latest news about screens, published by the Association comprising America's foremost screen designers.



SERVICE BUREAU

The Screen Manufacturers Association of America

Member Representatives in All Principal Cities



FREE BOOKLET—Mail the coupon. One edition for new homes. Also an edition for home owners who are remodeling. Specify your choice.

SERVICE BUREAU, The Screen Manufacturers' Association of America
462 East McMillan St., Cincinnati, Ohio

- Please send free your new book, "Screens that Beautify and Modernize."
- "New Home" edition
- "Home Beautifying" edition

Name.....
Address.....



Cool Privacy


AEROLUX Shades will make your porch a cooler, more delightful spot in which to entertain guests, relax or lounge... in pleasant privacy. Full ventilating... from top to bottom, permitting free air circulation, yet excluding sun glare and heat. Attractive, weatherproof colors... solid tones, vertical or horizontal stripes. Easy to hang and adjust, will not whip in wind. Available in standard sizes to fit most porches. Inexpensive, durable. Typical value: 6' x 6' shade, solid colors, \$6.00, complete. Sold by better department and furniture stores.

Free booklet: "Better Porches," on request

THE AEROSHADE CO.
3016 Oakland Ave., Waukesha, Wis

AEROLUX
NO-WHIP
VENTILATING
PORCH SHADES

OF COURSE YOU NEED IT!



The hours you spend at home with your family and friends can be so much more interesting if you know that everything

about you reflects your own tastes and personality. And that is The American Home's mission—to help you put yourself into your home—to help you make your home gay, happy and harmonious.

The American Home is a quality magazine in every sense, published by Doubleday, Doran & Co., Inc., in Garden City, and sold for only \$1 a year.

Of course you need it!

IT'S MODERN TO HEAT WITH GAS



REDECORATING COSTS REDUCED

When spring has spread its freshness over the countryside, that is when owners appreciate Ideal Gas Boilers. They find that the expense and inconvenience of redecorating is greatly reduced, for this heating plant never spreads dust and dirt over walls, ceiling, hangings and furniture.

And at every other time of the year Ideal Gas Boilers free you from the cares of furnace tending.

You simply turn all your heating cares over to a mechanical device which never suffers from lapse of memory or neglects its duty. It regulates your fire with much more accuracy and patience than the most experienced furnace man, burning only as much fuel as is needed—from the inexhaustible supply that is always on tap.

IDEAL GAS BOILERS

combine with other luxurious features, all the efficiency that the American Radiator Company builds into every boiler. They are absolutely automatic, controlled entirely mechanically—and the fuel comes from the same inconspicuous pipe as the fuel for your kitchen range and is paid for on the same bill—after you have used it. They eliminate all responsibility on the part of the owner and furnish healthful, clean warmth—automatically.

Write for complete information on the comfort, convenience and cleanliness of Ideal Gas Boilers.

GAS UTILIZATION DEPARTMENT

AMERICAN RADIATOR COMPANY

40 West 40th Street, New York, N. Y.

GAS HEATING IS NO LONGER A LUXURY

Be Warmer next Winter

Now, while the shivery days of winter are still vivid, equip your radiators with Cadwell No. 10 Air Valve. Then all your radiators will heat, all over! Many thousands of those who did this last winter found it just about the best investment they had ever made.

Let the Cold Air Out

Here is why a radiator often remains half dead, no matter how you feed the fire: When steam enters, it forces



the cold air ahead of it to the end where the air valve is. If that valve is worn out or clogged up it does not let the air out. Until the air can get out, the steam cannot heat that end of the radiator and it remains cold. The Cadwell No. 10 Air Valve stays open till all the cold air is out of the radiator; yet it is so sensitive that at the first touch of steam it shuts up tight! The radiator then becomes hot all over. If your dealer can't supply Cadwells, we will send them for \$1.00 each postpaid. Anyone can attach them. Guaranteed for five years.

The Beaton & Cadwell Mfg. Co.
New Britain :: Conn.



CADWELL
No. 10 AIR VALVE

For Steam Heat Only

MAIL THIS COUPON
Send No Money

The Beaton & Cadwell Mfg. Co.
Dept. 10, New Britain, Conn.

Gentlemen: Please send me Cadwell No. 10 Air Valves at \$1.00 each. I will pay postman when received.

Allows the Radiator to Heat From End to End

Name _____
Address _____

Modern aids in garden tools

Continued from page 329

that I would tell you, in order that your garden may become more productive and your grounds more beautiful, with less effort.

Which desirable tools other than the three mentioned deserve your consideration? Which logically ranks next in importance to spade, rake, and hoe? I should say a fork, because it will prove useful not only for digging in soil of a heavy or clayey nature, but also for removing piles of weeds, rubbish or other material.

I have spoken of the hoe as an implement dangerous in the hands of the novice. Yet it is probably still the most important implement in general use for keeping the garden in order. And yet, what a makeshift it is for certain purposes, alongside of other, more efficient tools available. For instance, a short six-toothed rake will do more thorough work and do less harm to the root systems of the cultivated crops than any hoe. It will pulverize the soil better, bring small weeds to the surface, and will not chop up those that multiply by division, such as Purslane mentioned previously. Incidentally this particular rake constitutes one of four tools commonly called a "Ladies' Set," because of its small proportions. The other three members of the set are a hoe, a spade, and a fork. The spade is particularly commendable because it does certain work more easily than a trowel, and, where deep digging is not essential, it will turn the soil with less effort than is required

to handle a regular spade. The blade, size 4 1/2 x 7 1/2 inches, is almost akin to the so-called trench spade.

Get a good trowel, one with a long, strong steel shank supporting a short wooden handle, rather than one with a long handle with a hole in it, accommodating a long-necked metal shovel. There is more money wasted annually on cheap trowels than on any other garden tool.

One tool for which there is abundant use in every suburban garden is a dandelion digger. Here again I voice a warning: get a good one that will last, not the flimsy kind with a short V-shaped blade that will cut the root in halves, bends easily, and finally breaks.

In going after weeds growing close to cultivated plants, I have found two small hand tools to be of special merit. One is a four-pronged scratch weeder to uproot deeply rooting weeds among tap-rooted cultivated crops. The other one is a three-pronged hand fork, for loosening shallow rooted weeds about fibrous rooted flowers or vegetables. And both these tools have larger brothers in the form of a scratch weeder with a three-foot handle, and a small spade.

The subject of trees and shrubs brings us face to face with the vital need of two tools—pruning shears and pruning saws. If your place is larger than a quarter of an acre you could almost use two of each. Every gardener surely needs at least two pruning shears (Continued on page 380)

Keep Clothes Orderly and Fresh!



The K-V Clothes Closet Fixture is a convenient device that is attached to the underside of a full-depth clothes closet shelf. The clothing hangs in perfect order from an extension rod, that at a touch projects into the light and air of the room. The capacity of small clothes closets is doubled, garments are kept in perfect order, moths are discouraged, and everything is in order. This fixture, with the K-V Shoe Rack, provides for neatness, economy of space, and system. Every home should be so equipped. If your dealer does not carry K-V Fixtures, write for full information, prices, etc. Send today for our illustrated booklet, "The Clothes Closet and the Housewife."

KNAPE & VOGT MFG. CO.
1658 Muskegon Ave., Grand Rapids, Mich.

K-V CLOTHES Closet Fixtures



"Sno-White" the word that is driving dull kitchens from the land.


Stainless Porcelain Enameled Tops Clean, Beautiful, Enduring on "Sno-White" Tables, Bases and Breakfast Tables



Long preferred because of its rare beauty of design and excellence of workmanship, "SNO-WHITE" kitchen and breakfast nook furniture now adds to its charm and durability by the use of Stainless Porcelain Enameled tops on tables, bases and breakfast tables. This refinement insures a smooth, brilliant surface which cannot be spotted by coffee, milk, foods, vegetable or fruit acids. It is the last word in the enameler's art offered all "SNO-WHITE" admirers without extra cost.

"Sno-White" Leads in Popular Improvements

—including Stainless Porcelain Enameled Tops, concealed hinges (see sketch at right) and the new Push-Pull Tables with concealed leaves, an exclusive "SNO-WHITE" feature. All tables have steel corner braces with extra strong leg construction; dove-tail drawer joints with built-in guides and double leaf supports. Thousands appreciate "SNO-WHITE" durability.



The Old Style shows hinges and leaves opening.

The New "Sno-White" Style fits snugly and conceals hinges.

Send for Interesting Booklet

—showing the new breakfast sets, bases, and tables; also how to easily secure "SNO-WHITE" furniture direct from factory in case there is no dealer near you. Write TODAY for booklet.

Kompass & Stoll Company
Dept. 10 Niles, Michigan

CLEVER women do things nowadays. If they want extra money for clothes, their homes, clubs, or church, they do not wait until they can save out of family income—they earn it themselves.

Selling THE AMERICAN HOME is one clever way of earning money—quickly. Let us tell you about this new and easy way to earn money for special needs.

Write Agency Department THE AMERICAN HOME Doubleday, Doran & Co., Inc. Garden City, New York

SHOP WINDOWS OF MAYFAIR

CUSTOM MADE CHAIR



This type of chair will fit in any living-room, and is not too bulky for the chamber. In the construction of this chair no detail is omitted, it is the type of chair that is being sold regularly for \$75.00, but you may have it, covered with tapestry, for the month of June only, for \$35.00 F. O. B. Boston.

THE WILLIAMS COMPANY
210 Broadway Everett, Mass.

Look to the setting
of your home!

LAWN MAKING by LEONARD BARRON

A thoroughly practical manual on the construction, maintenance, and appearance of the green-sward, treating it as a broad receptive canvas on which the whole picture of dwelling and grounds is to be painted.

Illustrated, \$2.00

DOUBLEDAY, DORAN



ANTIQUES

by

Sarah M. Lockwood

Comprehensive, clear and handy, Antiques will solve your problem of getting the right furniture for the early American home.

Illustrated with 250 drawings
\$3.50

DOUBLEDAY, DORAN



A BREATH of old France is in these imported hand-colored flower prints made directly from designs of Jean Baptiste, a famous old-time engraver. Mat size 12 3/4 x 17 3/4", picture size 9 1/2 x 12 1/2". Ideal for framing or applique work on scrap baskets, etc. There are 4 designs in the vertical shape using bouquets of flowers, and also 4 vertical designs having basket and flowers. The paper is good, the colorings rich and very delicately done. \$1.50 each; set of 4, \$4—all postpaid USA.



THIS horizontal print is one of a set of 8 with a history just the same as the vertical one shown above. These at same prices listed above are exceptional finds; hand-colored in exquisite hues directly from the old originals. Horizontal designs are the same size as vertical, and also you have a choice of 4 with flowers alone, or 4 with flowers in baskets.

WHAT human being could resist the wistful "Please" of this faithful pup? I predict that fewer neighbors will cross sacred spots in your lawn. Other titles in same model, hand-painted in natural colors: Welcome, Come Again, Go Right, Go Left, Go Back, Go Round, Go Slow, Back In, Keep Off, No Crossing, No Parking, Park Here, Step In. All ready to set up, price \$1.50 each postpaid anywhere in USA. This is but one of the many attractive things carried by this famous shop specializing in bulbs, seeds, garden tools, and garden decorations.



AN EXCLUSIVE FABRIC



This imported, homespun, stenciled Shikil silk of Japanese design is too beautiful for words. A background of gold with soft colors of blue, brown, red and grayish green makes this a fabric of unusual taste and charm. Ideal for draperies, wall hangings, table and pillow covers, handbags, etc. 36" wide—\$2.50 per yard, postpaid. Samples of this and other designs sent upon request.

Gunn & Latchford Inc.
Oriental Importers
323 5th Ave. New York City



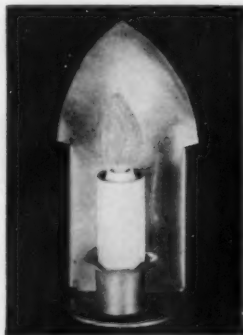
Nothing is More Beautiful Than a Mohair Suite

Molour Brand Mohair is made of 100% Goat Hair Yarns, made moth proof by the Eulan Process. Being a high pile fabric it will not wear flat or threadbare and will always retain its loftiness and lustrous finish. Made in 4 grades and offered by dealers at reasonable prices. Beware of wool imitations. Our colorful RAYON JACQUARDS and LINEN FRIEZES help beautify the furniture when used for cushions or back rests on suites in connection with Molour Mohair. If your dealer cannot supply you, write for further information and we will give you the names of responsible furniture firms in your locality.

Write for complimentary pamphlet explaining "The Truth about Mohair Furniture Coverings"
THE AMERICAN PILE FABRIC COMPANY
Frankford, Philadelphia, Pa.

DALE QUALITY AND WORKMANSHIP

Here is how you can S-A-V-E on lighting fixtures



It is obviously cheaper to buy direct without paying the middleman's profit. You can do this on Dale's "Direct-to-You" Plan. When you buy Dale fixtures you enjoy the expert assistance of Dale in choosing the correct fixtures and you are sure of honest quality and workmanship. Dale has a wide range of styles and periods. Ask for photographs, stating type of house. Address Dept. No. 7.

Established 1884 **DALE** 103 West 13th St. New York
Lighting Fixture Company, Inc.

TODHUNTER

119 East 57th Street. New York
Workers in Metal



WEATHERVANES

This Dutch Galleon in black silhouette, weatherproofed and ball bearing, 17" long, ready to install \$35.00
New illustrated catalog upon request

PULLING \$160



out of the Fire every year


"Saved \$7 per ton of fuel for Two-Family house" writes Mr. H. H. Kempf of New York City.

"My Newport works like a clock, requires very little attention, keeps both houses at an even temperature, and consumes less coal than the boiler I had before. Last season, in my old heater, I used 20 tons of coal at \$14.65, amounting to \$293.00, compared with 19 tons at \$7.00, amounting to \$133.00 in the Newport this year. I am MORE than just satisfied with my Newport. Particularly the \$160.00 "SAVING". H. H. Kempf, New York City, N. Y.

If you could read over only a few of the enthusiastic letters which come to us, unsolicited, from Newport owners, you would soon be convinced that here, at least, is the easiest and cheapest way of getting satisfactory heating.

Send the coupon below and let us tell you about the 4 Basic Features of Better Heating. It is information that you will want to have. Explanation of how many thousands of home-owners enjoy greater heating comfort with little effort and at low cost. Mail the coupon now, it's for your convenience.

HEAT the EASIEST CHEAPEST WAY



Distributors in all principal cities, U. S. & Canada. Installed by your own heating-man. CLIP & MAIL

NEWPORT BOILER COMPANY AH 400 W. Madison St., Chicago

I'd like to know how to heat the easiest and the cheapest way.

Name _____
Address _____

Modern aids in garden tools

Continued from page 372

—a light, small one for gathering flowers, and a heavier one for pruning shrubs and small branches. A splendid double-duty saw with fine teeth on one side and coarser ones on the other, may be bought for as little as \$1.50.

Every home owner with a lawn has, of course, a lawn mower. But few lawn mowers receive the care they should, with the result that they work but poorly. Most lawn mowers "chew" instead of cutting the grass. All need oil and few are properly "set" or sharpened. Be kind to your lawn mower! For large lawns there are power mowers that are great labor savers.

After the grass is cut it should be raked. The ordinary garden rake is utterly unfit for that job. The latest and best device for lawn raking is the lawn broom which is operated in a sweeping motion.

A lawn edger is as essential to a well kept lawn as is a good pair of lawn shears—and a line should be used to cut the edge straight.

Lawns are thirsty. Few parts of the garden show the effects of drouth more quickly, and few will react to systematic watering more favorably than will the lawn. A good water distributor is an essential accessory to a well-kept lawn, and makers of irrigation apparatus have given us a wide choice of types. The rotary or revolving style of sprinkler is perhaps the most popular for small plots, where oscillating fans are designed

especially to sprinkle square or oblong spaces. Regardless of style or size, you will find any sprinkler a tremendous time and labor saver.

And there is still another very important accessory needed by every home gardener and that is a spray pump. In the majority of cases a small hand-compressed air-sprayer will serve sufficiently. Among scores of kinds available, one type stands head and shoulders above the rest, as far as effective work with least effort is concerned. It is a double-acting, continuous automatic sprayer with which, with little effort, one generates a pressure sufficient to throw a stream fifteen to twenty feet high.

However where the garden or grounds hold quantities of fruit trees and tall shrubbery, it will pay the gardener to invest in a larger spray pump of greater capacity, such as knapsack or even barrel type. Either comes with extension rods, enabling the operator to reach ten feet high or even higher. All spray pumps come in two metals—galvanized iron and brass. It is well to remember, when buying, that the brass styles, while more expensive, are by all odds the more lasting.

As a final hint don't forget the greatest step- and time-saving factor in the garden—the wheelbarrow. Incidentally, where a strictly utility garden, size 50 x 100 ft., is maintained and laid out in straight rows a wheelhoe, with its interchangeable adjustments, is indispensable.

The AQUA-MATIC REGULATOR
on the **MULTI-FLOW HOT WATER HEATER**

means to the home owner—

1. Less Care
2. Less Fuel
3. Continuous steaming, hot water

In addition there is the guarantee of clean water and no rust, with copper coil and bronze fittings of this efficient tank heater. Burns coal. Fire automatically regulated. Needs attention only once in 2 or 3 days in the average home. Heater well built for long service. Write for prices and folder.

(Cut away view)
Red Vitreous Enamel Jacket

THE NATIONAL PIPE BENDING CO., Est. 1883
206 River St., New Haven, Conn.

Dog kennel No. 1. Cedar walls and roof; pine floor; painted. 2 1/2 x 4 ft. Price \$20.

Old homestead bird house. 10 rooms; 16-ft. pole included. Price \$15.

Play Boat made of clear cedar, well-painted. Fits running board of auto. 2x8 ft. Price \$15, with paddle.

Rose Arbors
Garden Houses
Trellises
Play Houses
Garden Seats
Pergolas
Bird Houses

Dog Kennels
Picket Fences
Lattice Fences
Pet Stock Houses
Tool Houses
Poultry-Houses
Play Boats

THE Hodgson booklet shows and prices all equipment listed here. Everything shipped ready to erect. Made of durable cedar, well-finished and painted. Send for booklet X today.

E. F. HODGSON CO.
1108 Commonwealth Ave., Boston, Mass. 6 East 39th St., New York



Complete Plans for Perfect Fireplaces

Send to-day for new valuable book of fireplace plans showing attractive designs and complete construction details with plan and elevations to insure successful fireplace in your home. Your architect or contractor will recommend Colonial Damper to provide perfect draft control without smoking—compels correct formation of the fireplace throat, the vital part, and avoids mistakes that ruin a fireplace. Styles and sizes to fit every type of fireplace. Write to-day, enclose ten cents, coin or stamps, for new book, "Fireplace Plans and Equipment."

COLONIAL FIREPLACE CO.
Manufacturers of fireplaces and fireplace furnishings and the Glo-Hot Electric Grate.
4641 Roosevelt Rd. Chicago, Illinois

Colonial Damper

SOMETHING NEW!

POMTONGS—
NO MORE BURNT HANDS!
Indispensable for turning toast, meat, etc., lifting corn, vegetables, eggs, etc., reaching into the oven.
Set of three Pomtongs 8-9-12 inches, \$2.10.
Postpaid east of Miss.
If dealer cannot supply you send mail order direct. P.O.N., 904 Society for Savings Bldg., Cleveland, O.

TROPICAL FISH

Live Bearing and Nest Building Tropical fish will breed and thrive in the home Aquarium. Their habits, individual characteristics, odd shapes and scintillating colors bring a lure of foreign shores to your home and make your Aquarium a never ending source of pleasure. Send for our Folder, with full information and prices.

VIRGINIA AQUARIUMS,
1262 Main St. Wheeling, W. Virginia

WANTED: Representative in each town for new easy selling proposition to home-makers. Generous commissions, bonuses, and sales helps supplied. Especially attractive offer to club or civic workers. Apply Box 30 % The American Home, Garden City, N. Y.

ABC BOOK
by C. B. Falls

Printed in color from wood blocks designed and cut by C. B. Falls. One of the most fascinating and beautiful of books for boys and girls.

At bookstores, \$2.00
Doubleday, Doran & Co., Inc.

"Suresults"

REGISTERED



SEND YOUR ORDER TO-DAY
Packed in moisture retaining rot proof shippers,
100 pounds each.....\$ 3.50
1/2 ton 10 shippers..... 32.50
1 ton 20 shippers..... 60.00
(All orders sent C. O. D. unless check or money
order accompanies order)

will guarantee the glory of your garden. Suresults is the aristocrat of soil conditioners and fertilizers, since it is composed of the finest grades of fibrous humus, scientifically treated with vital plant foods.

Suresults is your guarantee for fine velvety, drought resisting lawns—gorgeous flowering plants and luscious fully developed vegetables.

Address all communications and orders to
SURESULTS PRODUCTS CO.
10 Park Place—441 Park Square Bldg.
DEPARTMENT "A"
Morristown, N. J.



Early American Mantel No. 653

COLUMBIA MANTELS

Early American Spread Eagle Ornament and Wheat Sheaves, Hand-Carved on Mantel Shown Above



MANTELS to harmonize with your house

Early American and other Colonial mantels; Georgian and other English mantels; Italian, French and Spanish mantels; simple and elaborate mantels. All reproductions or adaptations in friendly wood of masterpieces of early architecture; with the grace, charm and dignity of those pieces and with the characteristic decorations of their periods in actual hand carving. Prices \$28.00 to \$350.00. Get just the mantel you want. At mantel and tile dealers. Send for Catalog, COLUMBIA MANTEL CO., incorporated, 843 South Ninth Street, Louisville, Kentucky.

How to Win Your Bird Friends

BY
Joseph H. Dodson



It often happens that a crudely constructed bird house made by an inexperienced builder will hang vacant all summer. Bird after bird will examine it, talk it over with her mate and then fly away and build a nest under some old eaves. You wonder why. Birds, like people, have their little peculiarities. They want a certain size, proportion, wood, openings, etc.

Song Birds Prefer Dodson's Houses
because Mr. Joseph H. Dodson, America's foremost authority on birds, has studied their habits for 50 years and builds houses and shelters as the birds want them.
Send for his interesting book, "YOUR BIRD FRIENDS AND HOW TO WIN THEM." It tells you how you can have birds on your premises the year round. Send for a copy today. It is FREE.
Dodson Bird Houses are priced from \$2.00 to \$150.00.



De Luxe Martin House
JOSEPH H. DODSON, Inc.
219 Harrison St. Kankakee, Ill.

AUTHENTIC COPIES OF Colonial Wall Papers

Send for our portfolio collection of authentic copies of Colonial and Early American Wall Paper. Prices range from \$.75 to \$2.50 a roll, all suntested colorings. An historical background with each paper.


\$1.00 deposit required. Money refunded upon return of samples.

A. H. JACOBS COMPANY, Dept. A
119 W. 33rd St., New York, N. Y.


A DELIGHTFUL PLACE ON A HOT DAY

Your porch, when equipped with COOLMOR Porch Shades, becomes a comfortable outdoor room with indoor privacy. The alternate wide and narrow slats, in their beautiful permanent colors, shut out the hot glare of the sun and yet do not prevent the air from circulating on the porch. COOLMOR Porch Shades last for ten years or more. Write for name of store in your city.

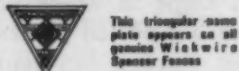
**RAYMOND
PORCH SHADE CO.**
1041 McKey Blvd.
JANESVILLE, WISCONSIN



Grounds, too, may be Private



Privacy, the kind you enjoy within your home walls need not start and end at your door step... if a Wickwire Spencer Chain Link Fence surrounds your grounds. These fences are not only strong and durable but are attractive as well.



This triangular name plate appears on all genuine Wickwire Spencer Fences

WICKWIRE SPENCER STEEL CO.
37 East 42nd Street New York City

Local Sales and Erecting Offices:
Worcester Chicago Los Angeles
Buffalo Atlanta Seattle
Cleveland San Francisco Portland

WICKWIRE SPENCER
Chain Link fence

MODERN LIGHTNING CONDUCTORS

Approved
Equipment



Dependable
Permanent

Concealed equipment—installed on new buildings
before the slates or tiles are placed

BOSTON LIGHTNING ROD COMPANY

735 Boylston Street
BOSTON

2217 Chestnut Street
PHILADELPHIA

Grand Central Terminal Building
NEW YORK

ORDER NOW A Remarkable Introductory Offer

ARM-A-COTE

THE MODERN
WAX FOR FLOORS

To Polish Furniture and Wood Works
It's more than a wax — It will not track — It will not become sticky or show finger prints — Clear as crystal, easiest to apply, easiest to keep.
CLIP THIS COUPON AND MAIL AT ONCE

You can't afford to be without it. Once used, always preferred.

**CHURCHILL
MFG. CO.**
Sioux City, Iowa

CHURCHILL MANUFACTURING CO. Date.....
Sioux City, Iowa
Gentlemen: Please ship at once, Parcel Post Prepaid.
50c Pint Can, "Old Castle," Neutral Soap for FREE
floors and woodworks.....
With your 85c pint can "ARM-A-COTE," the modern wax for floors and furniture, for which I am herewith enclosing check for 85c.
It is understood that, if I am not completely satisfied, I am to return the unused portion and you are to refund my money.
Name..... Street No.....
City..... State.....

In and About the Garden



[*Edward Parro*]


WHILE I hope that I am still receptive to novelty and anything that makes for progress in the garden, I must still register an emphatic dislike to the attempted innovation of "moderneism" into the garden plan. But I have been asked the question several times, indeed, as to how I look upon this effort to introduce moderne (with the e) fashion outside the home. I am not quite sure that I like it too much inside the home. But, that is something else again, and we'll let it go at that. A little of it, to me, goes a long way, although I appreciate the emphasis of straight lines and simplicity of detail. Nay, more than that, I like it; but when freakish, over-elaborated decoration is superimposed upon simplicity of basic design my spirit rebels. I feel just the same way about it when we go into the garden.

Modernism in garden design intruded into the garden suggestions staged in the several flower shows this past spring, and even last year as well. One display in particular that I have in mind was in a big western flower show this year. It suggested to me nothing better than blatant publicity for a gasoline filling station or a hot dog garden. There were upstanding racks something like the old-time dust catching, revolving bookcases in which shelves were set at an angle in which you were supposed to place potted plants. All very well for sale display but hardly expressive or appropriate to the spirit of repose and rest that one looks for in a garden. Then there were square tanks with running water with obviously obtrusive pipes protruding so that the higher tank emptied itself in a commonplace utilitarian manner into its companion tank on a slightly lower level—a sort of glorified horse trough arrangement or shall we say a dog trough.

Elsewhere this modernism found expression in sharply pointed narrow beds projected into the greensward from the general border planting. Not perhaps entirely unpleasing in effect, but how suggestive of labor and upkeep! The lawn mower couldn't clip the grass around these lightning flash or starfish protrusions; and plantings in such narrow elongations and spurs, if they are to emphasize the angularity of the design, must be clipped and sheared with geometric precision.

After all, is this not largely a reversion to the old fashioned (and I had almost hoped obsolete) type of carpet bedding that was found so unsatisfying

half a century ago, when William Robinson inspired and led the revolution towards naturalistic beauty? Let us not fall from the grace that was won in such strenuous battle fifty years or so ago. Very few of the present day garden amateurs recall that time when flowers proved themselves so utterly inadequate to the



Modernistic effect attained in an old way with hedges of Yew in an English garden at Old Place, Lindfield

"gardener's" desire for color and precision that he resorted to dead plastic material, broken bricks, chips of stone, etc., to create the static color pictures which he failed to find possible with the living plant. Naturally, using dead, never changing material, the garden itself was degraded into nothing other than a crazy patchwork of inert materials from which it was easiest to abolish the living plant altogether. That is what I fear modernism, as it is finding expression to-day, judged by these flower show gardens, will lead us into. Then all over again shall we revive the argument: Is the plant made for the garden or the garden for the plant?

Perhaps the error lies in part in trying to produce the desired precision and angularity entirely on the horizontal plane. That means merely pattern bedding. The very essence of modernism in interior decoration and design is in the perpendicular line. Perhaps there is a place for the development of the perpendicular line with rigid precision in the garden.

Hedge material will certainly lend itself easily to modernistic treatment for the more a hedge is clipped and sheared with precision, the more satisfying it is, for a hedge in the very nature of things, if it be part of a cultured garden, is artificial. Fundamentally, of course, nearly all gardening is artificial unless we call the wild woods gardens, and I for one do not. I differentiate sharply between

a garden and wild nature itself. A garden must be gardenesque. It must be gardened by a gardener.

It is not suggested that we cannot change nor improve the style of garden design that we have grown into at the present day. The thought is that the development of modernism in the garden should look to the perpendicular line which offers a rich field of exploitation. The flat horizontal plane exemplified in the ribbon border and in geometric and carpet bedding of years ago has been tried and was found wanting.

A SCORE CARD FOR GARDENS

WHETHER a perfect method of scoring gardens in competitions has been devised, or can be devised for that matter, may be questioned, but the desire to have some basis of measurement is a real one. Local garden contests are growing up in many communities. My own experience in helping to judge such contests has hardly ever been entirely satisfactory to me because of a lack of a basis of fundamental principles of the contest. Therefore, I am glad to reproduce here a score card which I find in *More Beautiful Ohio*, a publication of the Extension Service of the Ohio State University. Professor Ries elaborates in this publication the various points in the score card for which there is no room here, however, but this score card is offered at all events as a practical working basis:

I—Good Taste in Design. 35 points

Screening and background	10
Unity of yard	5
Harmony between house and yard	5
Color harmony in plantings and house	5
Use of simple accessories—pools, seats, trellis, etc.	5
Individuality and use of possibilities.	5

II—Plant Materials. 35 points

Proper selection and arrangement of varieties	10
Continuity of bloom and effect	10
Permanence	5
Proper spacing of plants	5
Flower borders in garden	5

III—Maintenance (Neatness essential). 30 points

Lawn open center, weedless, mowed, edged	10
Plants healthy, vigorous, and free from disease and insects	10
Proper cultivation and weedless condition of entire yard	5
Proper pruning	5

These three sections together give a total of 100 points.

PRIZE WINNERS

This "PRIZEWINNER COLLECTION" of HARDY GARDEN IRISES would have cost more than two hundred dollars just a few years ago. It is a real collection of PRIZE WINNING BEAUTIES that have been carrying off the prizes in flower shows everywhere. Each is the finest of its type, the pinnacle of achievement of the world's famous hybridizers. I have selected the varieties for this "Prizewinner" Collection after twenty-five years' study of the Iris as "a hobby," during which time I have tested nearly three thousand varieties. It is a collection you will be proud to show your friends; they will tell you they never knew there were so many different kinds of Irises in such a wide range of colors, tints and blends, and with such exquisite fragrance, some with petals like a piece of fine plush, others of a most delightful silky texture and still others with the finished appearance of a piece of fine porcelain. It is the ultimate in value for the money expended. All are hardy, free flowering and of the easiest culture anywhere.

The figures given after the name of each variety are the year of introduction, and the official ratings of the American Iris Society:

The first figure is the "Exhibition" rating and the second figure the garden or landscape rating. 90 is officially classed as "very fine"; 85 fine; 80 very good; 70 good; 60 good but not outstanding. The height is the height of the flowering stalk.



Iris Opera

- BRUNO 1922 (91-90) 36 inches.** This variety sold in 1924 at \$50.00 a root. It is one of the ten finest irises in the world. Plush texture, with bronzy heliotrope standards or upper petals and rich violet-purple falls, or lower petals.
\$5.00 each; 3 for \$13.50; 6 for \$25.00
- MORNING SPLENDOR 1923 (91-91) 36 inches.** The finest American Iris. Awarded 3 medals. Rich red tone and delightfully fragrant.
\$1.75 each; 3 for \$4.50; 6 for \$7.50
- PRINCESS BEATRICE (90-90) 46 inches.** An entrancing shade of soft lavender. A very large, perfectly formed flower with a smooth satiny texture.
\$1.00 each; 3 for \$2.50; 6 for \$4.00
- AMBASSADEUR 1920 (92-91) 46 inches.** This exceedingly rich, dark ruby toned blend, in a recent vote of the American Iris Society, proved to be by far THE MOST POPULAR IRIS IN THE WORLD. This, and the foregoing three varieties, are four of the ten varieties rating 90 and over as an Exhibition flower and a Garden Iris by the American Iris Society.
75c each; 3 for \$1.50; 6 for \$2.50; 100 for \$35.00
- LENT A. WILLIAMSON 1918 (88-88) 42 inches.** In 1922 the American Iris Society voted this THE WORLD'S FINEST IRIS. It is a gorgeous flower with campanula violet standards and rich velvety pansy violet falls.
50c each; 3 for \$1.25; 6 for \$2.00; 100 for \$25.00
- SUSAN BLISS 1922 (85-86) 40 inches.** Six years ago you could not have bought a single plant of this exceedingly choice variety for less than double the price of this entire collection. Its introduction created quite a sensation. The color is an exquisite orchid-pink.
\$1.50 each; 3 for \$3.75; 6 for \$6.00
- LORD OF JUNE 1911 (88-78) 40 inches.** A gigantic blue toned variety with a delightful cinnamon fragrance.
50c each; 3 for \$1.25; 6 for \$2.00; 100 for \$30.00
- GOLD IMPERIAL 1924 (86-87) 33 inches.** The richest and finest deep yellow, being a deep, rich, smooth, chrome-yellow of the finest form and texture.
\$1.50 each; 3 for \$3.75; 6 for \$6.00
- QUEEN CATERINA 1918 (88-88) 36 inches.** A fascinating flower of large size and perfect form with soft lustrous lavender-violet coloring and exquisite fragrance.
50c each; 3 for \$1.25; 6 for \$2.00; 100 for \$30.00

- OPERA 1916 (82-83) 24 inches.** One of the richest red toned bi-colors, with lower petals like a piece of velvet.
75c each; 3 for \$1.75; 6 for \$3.00; 100 for \$40.00
- SHEKINAH 1918 (84-84) 36 inches.** A handsome, clear, soft yellow, with a deeper yellow at the throat and an intense orange beard.
50c each; 3 for \$1.25; 6 for \$2.00; 100 for \$30.00
- MME. GAUDICHAU 1914 (91-88) 40 inches.** The largest and finest dark purple. An exceedingly large flower and exquisitely fragrant.
\$1.00 each; 3 for \$2.75; 6 for \$5.00; 100 for \$60.00
- DREAM 1918 (84-84) 38 inches.** A dream of a soft, clear, uniform pink toned Iris that everybody is in love with.
50c each; 3 for \$1.25; 6 for \$2.00; 100 for \$30.00
- MME. CHABAUT 1916 (81-80) 36 inches.** A most unusual Iris, with groundwork of a soft, pleasing yellow; the silky ruffled standards being flushed rosy bronze, while the falls are edged with a buttonhole stitching of Prussian Red.
75c each; 3 for \$1.50; 6 for \$2.50; 100 for \$35.00
- WHITE KNIGHT 1916 (79-80) 24 inches.** A sweetly scented flower of snowy whiteness and waxy texture.
50c each; 3 for \$1.25; 6 for \$2.00; 100 for \$20.00
- MOTHER OF PEARL 1921 (84-84) 44 inches.** A large, perfectly formed flower of iridescent mother-of-pearl coloring and a white throat overlaid gold.
50c each; 3 for \$1.00; 6 for \$1.75; 100 for \$20.00
- AFTERGLOW 1918 (83-82) 36 inches.** A lovely blending of smoky lavender, soft buff, pearl gray and light yellow. Very fragrant.
50c each; 3 for \$1.00; 6 for \$1.75; 100 for \$25.00
- MARSH MARIGOLD 1919 (82-81) 30 inches.** Rich buttercup yellow standards with pansy textured falls of brownish red, margined bright yellow.
\$1.00 each; 3 for \$2.00; 6 for \$3.50; 100 for \$40.00
- SEMINOLE 1920 (83-83) 30 inches.** A brilliant velvety crimson bi-color and the originator's masterpiece.
50c each; 3 for \$1.25; 6 for \$2.00; 100 for \$30.00
- PROSPER LAUCIER 1914 (86-84) 36 inches.** The finest of the bronze toned varieties, with iridescent fiery bronze standards and rich ruby falls.
50c each; 3 for \$1.00; 6 for \$1.75; 100 for \$20.00

I WILL FURNISH ONE OF EACH OF THESE 20 "PRIZEWINNERS" FOR \$13.50
THREE OF EACH, A TOTAL OF 60 PLANTS, FOR \$32.00
SIX EACH, 120 PLANTS, ENOUGH FOR A NICE CLUMP OF EACH, \$50.00

RAINBOW COLLECTION

My space is limited and I must, therefore, move certain stocks to make room for the propagation of new varieties. My necessity is your good fortune. I guarantee that everyone of these collections would cost \$25.00 or more if purchased at regular catalogue prices. I also guarantee that every collection will contain such "Prizewinners" as Ambassador, Lent A. Williamson and others of equal value, but I cannot label any of the varieties in the RAINBOW COLLECTION. For those who wish a garden full of fine flowers in all the colors of the Rainbow, this is a real opportunity.

50 Choice Bearded Iris, my selection, without labels for \$6.75
100 plants, Choice Assortment, without labels for \$12.00

EARLY IRIS GARDEN COLLECTION

The varieties I will furnish in this collection will bloom from two to three weeks ahead of the regular Iris season. You'll get a great thrill out of AN EARLY IRIS GARDEN. This collection will include only choice varieties that are free flowering, hardy and easy to grow, and in a good range of colors.

30 Plants in 5 Choice Varieties, all labeled, my selection \$7.50
60 Plants in 10 Choice Varieties, all labeled, my selection \$12.00

My 1930 catalogue of 120 pages is free for the asking. It contains a vast amount of Iris Information and lists of the World's Choicest Varieties. Send for your copy.

DWARF IRIS COLLECTION

These miniature jewels are especially adaptable to the rock garden, or for planting in the border in front of the taller varieties. They bloom in the early spring, just after the crocus has finished flowering, and come at a time when flowers in the garden are so much prized.

20 Plants in 4 Choice Varieties, all labeled, my selection, \$5.00
100 Plants in 10 Choice Varieties, all labeled, my selection, \$23.50

SIBERIAN IRIS

Many eminent authorities consider these the finest of all Irises. They are rugged and hardy and easy to grow, in any soil or location, in full sun or semi-shade; and are excellent cut flowers.

6 each of 4 Choice Varieties, my selection, all labeled, total 24 plants, \$6.00
6 each of 10 Choice Varieties, my selection, all labeled, for \$12.50

JAPANESE IRIS

I have a wonderful collection of these gorgeous beauties, some almost as large as dinner plates. There are singles, doubles, selfs, mottled and striped effects, soft pastel shades and brilliant colorings. Nothing is more showy or striking than the Japanese Iris, which blooms after all the others have finished flowering.

25 Plants in 5 Varieties, mixed, unlabeled, \$9.75
100 Plants in 10 Varieties, mixed, unlabeled, \$25.00

ROBERT WAYMAN Box A Bayside, Long Island, N. Y.



Vision and Vistas

It requires vision to create vistas of lovely Tulips, such as are gracing the gardens of Zandbergen customers throughout the country. Right now thousands are making notes as to what they want for 1931. Hundreds are doing it in our show grounds, where as this message reaches you, thousands of beauties in hundreds of varieties parade gaily before admiring throngs. Anyone living within 50 miles of Tulipdom will find a visit to bring delightful surprises.

**Come to see the Tulips—
or—let the Catalog come to you!**

Let it introduce to you the shiny, brown beauties which will come to you, safely imbedded in buckwheat hulls, in specially ventilated bags, tenderly handled and carefully labeled. Place your *Order Early*, so as to assure yourself the finest bulbs which our own nurseries in Holland afford—"Bulbs in a Class All Their Own."

"Greetings from Tulipdom"

is a catalog useful to professional and amateur alike. It offers the choicest in Tulips, Hyacinths and other Dutch bulbs, besides American grown Daffodils, the product of our nursery on Long Island. It presents the various varieties in the different classes in order of their relative merit, regardless of cost. It thus makes choice easy, even for the beginner. Catalog gladly mailed free and please mention The American Home.



ZANDBERGEN BROS., "Tulipdom"

3 MILL RIVER RD.

Oyster Bay, Long Island, New York

Nurseries at Valkenberg, near Leiden, Holland
and at Babylon, Long Island, N. Y.

Garden Reminders

The approach of summer

JUNE, the month of romance and Roses, is with us again! Our gardens are hardly complete without some varieties of the latter but, of course, careful attention must be given the bushes to keep them free from insects and fungous maladies.

NORTH

The Flower Garden. Finish planting seeds of tender Annuals. Last of the spring bulbs soon ready for digging up. Sow new perennial seeds. Get a start on the fall planting. More Perennials to stake. Others to transplant. Make late sowings of Sweet Alyssum. Seed pods will form on Sweet-peas unless you are careful. Make Chrysanthemums bushy by pinching tops back. Take cuttings of Sedum, Iberis, Arenaria, and Creeping Phlox. Get seedlings out of cold-frame as soon as strong enough. Start Chrysanthemums for autumn bloom. Apply bone meal to ground near Iris. Plant Dahlias. Don't permit bedding plants to become straggly. Pinch out the tops. Plant the last of the summer bulbs early this month. Spray Roses. A weekly treatment of bordeaux mixture will prevent bud rot. Keep nicotine, flowers of sulphur, and bordeaux mixture on hand at all times this month.

The Vegetable Garden. Continue sowings of tender vegetables. Tie up tall plants. Layer vines of Squash and Melons. Apply bordeaux mixture to prevent blight. Continue sowings of Lettuce, Radishes, and Carrots. Transplant late Cabbage, Kale, Cauliflower, and Broccoli. Let Asparagus shoots grow; cease cutting. Transplant Beets into rows 24 inches apart. Sow Wax Beans for succession. Set main Celery crop. Not too late to plant Cucumbers. Sow early fall Turnips. Keep Onions free from weeds. Turn over the earth after rain. Pinch off side shoots of Tomatoes. Spray with bordeaux mixture. Train tall sorts to poles or trellis. Thin out Spinach. Plant early Sweet Corn every week this month.

Miscellaneous. Look out for borers. Trim evergreen hedges. Give lawn top dressing of bone meal. Prune shrubs after blossoming. Train evergreens to grow bushy by pinching off side shoots. Protect newly planted trees with mulch. Roses and Magnolias may be layered. Shrub cuttings should be put in a frame. Red spider doesn't like water. Vincas and Tradescantia do well in window boxes. Thin out constantly. Rake the ground often. Weed carefully. Spray persistently. These are the four most important rules of the month.

Give plenty of water to newly planted trees, Perennials, and shrubs. Don't let newly planted trees develop shoots yet. Prune hedges.

SOUTH

The Flower Garden. As spring flowers fade, replace with plants which will blossom in summer or fall, or with foliage plants like Caladiums, Acalypha, Coleus. Set out Buddleia, Lantana, Althea, Clerodendron, Hibiscus, Jasmine, Plumbago, Cestrum, Duranta, and Cassia corymbosa. Put Palms, Begonias, Geraniums, and other greenhouse plants into the ground. Not too late to sow seeds of annual vines. Take cuttings of rock plants. In the upper tier of states, German Iris may be planted; in the far South, wild Swamp Iris do best. Torenia, Browallia, Balsam, Vinca, Zinnia, Petunia, and Portulaca may still be planted. Cosmos, Sunflowers, Cannas, Caster Bean, Euphorbia, Salvia, Gaillardia, and Argemone are showy summer bloomers. Dust Roses with flowers of sulphur to prevent mildew. Keep caterpillars away with arsenate of lead. Pinch out tops of Cosmos, Heliotrope, Dahlias, and Chrysanthemums for first half of month. For bloom this year Hardy Phlox must be planted the first week of the month, or it will be too late.

The Vegetable Garden. Plant some more Beans. Safe to get all kinds in. Make one or two plantings of Corn. Plant more Cucumbers, Melons, Squash, Pumpkins, and Okra. Set out Tomato plants, and plant cuttings of Sweet Potatoes.

Miscellaneous. Hoe regularly to get rid of weeds. Prune all spring-flowering shrubs. Mulch with grass clippings around roots of plants. Keep ant poison around the fruit trees.

THE WEST COAST

Set out the young Chrysanthemum plants when rooted, cutting them back for vigor. Make cuttings of Carnations, Pinks, Nepeta mussini, and root Wisteria by layering. Cut down the Delphiniums after blooming, fertilize with bone meal, keep watered for second blooming. Prune deciduous spring blooming shrubs; remove spent Lilac blossoms; prune and train the vines and climbers. Irrigate rather than sprinkle; cultivate the beds, and mulch trees and shrubs. Plant Blue Salvia for autumn blooming. Continue planting Dahlias for late blooming; plant stakes with the tubers. Keep Rose bushes free from faded blossoms, fertilize with bone meal; irrigate and mulch beds. Keep the summer garden neat, well swept and raked, and spent plants and blooms removed. Keep the best blossoms for seed.

The summer mulch

- Preserves moisture
- Keeps down the weeds


Imagine your garden with an abundant supply of moisture all summer long through drought or dry spell.

Imagine a garden where weeding is practically unnecessary. These results are both attained through the use of

PEAT MOSS

Let us give you complete information. Small sample free on request. 2-bushel package, \$1.50 at your dealer's. 25 cents extra for postage direct from us.

Atkins & Durbrow, Inc.
B-25 Burling Slip New York, N. Y.




Your home deserves that privacy which comes only with the exclusion of vagrant or careless trespassers. Mischievous youth, calloused adults and stray four-footed annoyers must respect

Stewart Iron and Wire FENCES


as a polite but firm warning to "keep off." With rust-proof, copper-alloy steel and hot-dip galvanizing to prolong their life, a Stewart Fence is truly a lifetime investment.

Ask for our Catalog of Fence Designs—and the name of our representative near you.

The Stewart Iron Works Co., Inc.
623 Stewart Block, Cincinnati, Ohio



S-127 A



A twist of the wrist guides it.

A Lovely Lawn Completes the Picture

A close-cropped, velvety lawn is the finishing touch that reveals the full beauty of the landscape. Lawn mowing equipment which will cut clean and will also make mowing easy contributes both to fine work and frequent cutting—two of the prime essentials of a fine lawn.

Moto-Mower brings to its owners these advantages, plus a long list of other merits—the experience of users far and wide and through many years proves it.

This year the Detroit Model Moto-Mower incorporates new mechanical advantages, a throw-out clutch that permits operation of cutting and traction units through separate clutches. There is also a new "drop-out" reel—it permits complete removal of the reel in almost a matter of seconds.

There is nothing like the Moto-Mower in simplicity of operation and ease of handling. With the two handle grips it can be turned to right and left or started and stopped by a "twist of the wrist." It turns on its own power, with the power always applied to the outside wheel.

The Detroit Model Moto-Mower can be equipped with a sickle-bar for weed clipping at small extra cost. It can be attached by removing one nut from the tie rod.

The Moto-Mower Company

3249 E. Woodbridge St.

DETROIT

MICHIGAN


THE MOTO-MOWER COMPANY
3249 E. Woodbridge St., Detroit, Mich.

Please send the catalogue to:

Name

Address

The WATERFAN



An Automatic Oscillating Rainmaking Machine

PROVES what it IS by what it DOES

It covers a wide rectangular area 40 x 45 ft.

Distributes the water evenly and gently. Is mounted on sled-like runners.

Its performance is pleasing, tangible, definite, something you can easily check yourself.

A demonstration shows its merit.

Price \$16.50 F. O. B. Woodbury

Inquiries solicited

Campbell Irrigation Company
Woodbury New Jersey

Malcolm C. Ludlam, Proprietor

SAFEGUARD



No garden is immune to attacks by Aphid. These tiny green, red or black insects feed upon the tender foliage or buds in your garden, and rob your flowers of their beauty and attractiveness. Be prepared to kill these insects when they appear. Have on hand a package of "Black Leaf 40," the spray depended upon by gardeners to kill Aphid, Thrip, Leaf-hopper and similar insects.

The garden package of "Black Leaf 40", costing 35c, makes 6 gallons of effective spray. Buy it from your neighborhood store handling garden supplies.

Tobacco By-Products & Chemical Corporation, Inc.
Louisville, Ky.



Black Leaf 40

\$7.50 PATENTED

NEXT BEST TO RAIN

Home owners everywhere find the Double Rotary Junior Sprinkler "Next Best to Rain." Because it banishes the danger of hot, dry weather spoiling lawns, flowers, shrubs and gardens. Produces a gentle shower wherever wanted.


DOUBLE ROTARY JUNIOR SPRINKLER

Keep Springtime freshness and beauty about your place despite summer's withering heat. Any day—any time you can treat your lawn, garden, flowers, and shrubs to a refreshing spring shower with the Double Rotary Junior Sprinkler. Its soothing rain-like drops or mist-like spray are made possible by adjusting nozzle. Easily regulated for fine or coarse stream—to sprinkle in a circle or on a straight line—to operate as a stationary sprinkler or to rotate.

The Double Rotary Junior Sprinkler covers any circular area up to 80 feet or down to 15 feet in diameter, according to pressure. Always ready for instant action, at the turn of your water valve. Scientifically constructed of finest materials. Self-operating, self-rotating.

GUARANTEED—TRY 10 DAYS

The Double Rotary Junior Sprinkler is sold on a money-back guarantee of satisfaction. Order from this ad for 10-day trial. If not satisfactory, return sprinkler and money will be promptly refunded. Descriptive literature on request.



The Heavy Duty DOUBLE ROTARY

The leader for eleven years and still the outstanding sprinkler of today. Thousands in use on golf courses, large estates, parks, etc. Self-operating on the rotating principle. Sold under money-back guarantee and 10-day trial basis.

Dealers—Write for special sales proposition.

DOUBLE ROTARY SPRINKLER CO.

401 Coca Cola Bldg.

Kansas City, Mo.

What you ought to know about Dahlias

I. GEORGE QUINT

SO COLORFUL, so profuse, and so remarkably free from insect and diseases are Dahlias that they are the ideal late summer and autumn flower for the novice and the expert alike. The following problems seem the most common:

1. *In what kind of soil do Dahlias do best?*

A light, sandy soil, with good drainage and sufficient plant food, is the best, though Dahlias will grow in almost any kind of soil. To the earth add about 25 per cent of humus, to obtain most satisfactory results. Mix some bone meal with the soil when planting.

2. *When and how should tubers be planted?*

In northern latitudes tubers may be planted late in May or early in June. Divide tubers, so that each has one eye. Use a sharp knife. If tubers are not divided, the plants will come up in thick clumps, with a resulting weak growth and poor blossoms. Place tuber on its side in an opening large enough to cover the eye with six inches of soil. Bulbs should be three feet apart.

3. *What is the proper food for plants while they are growing?*

Applications of a balanced fertilizer at monthly intervals, dug around the base of the plants, will stimulate growth and flower formation. Do not give nitrogenous fertilizers alone, as they have a tendency toward causing vegetation at the expense of blooms. Well rotted sheep manure may be given the plants two or three times during the summer.

4. *How can large blooms be obtained?*

Prune plants often to increase their height, and to carry food to stems and flowers. As buds appear, remove all but the terminal bud, permitting food to go to that one bud and stimulate large flower growth. Keep suckers away from joints below buds. Remember to leave but one bud on a branch, and you will have one large blossom on each branch.

5. *What insects and diseases affect Dahlias; what remedies?*

Mildew may be controlled by powdered sulphur or bordeaux mixture. Red spider should be treated with forceful spraying of water. Stalk borers may be eliminated by slitting the stems and removing the worms.

Aphis and lice are best eradicated by use of nicotine sulphate. Root aphis should be treated by tobacco stems or tobacco dust near the plants.

Spray plants weekly with bordeaux mixture to keep pests away.

6. *What are the most common varieties of Dahlias? How can they be distinguished?*

A new classification is being tried out this year by the American Dahlia Society and may be adopted for general use. It follows:

I. **SINGLE**—Open-centered flowers, with only one row of ray florets, regardless of form or number of florets. Example: Newport Wonder,

Fugi San, Eckford Century, Coltness Gem.

II. **ANEMONE**—Open-centered flowers, with only one row of ray florets, regardless of form or number of the florets, with the tubular disc florets elongated, forming a pin-cushion effect. Example: Ada Finch.

III. **COLLARETTE**—Open-centered flowers, with only one row of ray florets, with the addition of one or more rows of petaloids, usually of a different color, forming a collar around the disc. Example: Diadem, San Mateo Star, Ami Nonin, Geant de Lyon.

IV. **DUPLEX**—Open-centered flowers, with only two rows of ray florets, regardless of form or number of florets. Example: Golden Sunshine, Mme. J. Coissard.

V. **PEONY**—Open-centered flowers, with not more than three rows of ray florets, regardless of form or number of florets, with the addition of smaller curled or twisted floral rays around the disc. Example: Geisha, Gorgeous, City of Portland.

VI. **INCURVED CACTUS**—Fully double flowers, with the margins of the majority of the floral rays revolute for one half or more of their length, the floral rays tending to curve toward the center of the flower. Example: F. W. Fellows, Bearclaws, Farncot.

VII. **RECURVED AND STRAIGHT CACTUS**—Fully double flowers, with the margins of the majority of the floral rays revolute for one half or more, the floral rays being recurved or straight. Example: Ambassador.

VIII. **SEMI-CACTUS**—Fully double flowers, with the margins of the majority of the floral rays revolute for less than one-half of their length. Example: Edna Ferber, Francis Lobdell, Sunkiss, Alice Whittier.

IX. **FORMAL DECORATIVE**—Fully double flowers, with the margins of the floral rays slightly or not at all revolute, floral rays generally broad, either pointed or rounded at tips, with outer floral rays tending to recurve and central floral rays tending to be cupped; all floral rays in a somewhat regular arrangement. Example: Sagamore, Jersey Beauty, Regal, Glory of Monmouth, Trentonian, Mrs. I. de Ver Warner and Judge Marean.

X. **INFORMAL DECORATIVE**—Fully double flowers, with margins of the floral rays slightly or not at all revolute, floral rays generally long, twisted or pointed, and usually irregular in arrangement. Example: Fort Monmouth, Jane Cowl, Barbara Redfern, Mrs. Alfred B. Seal, Insulinde, Kathleen Norris.

XI. **MINIATURE DECORATIVE**—Fully double flowers, with margins of the floral rays slightly or not at all revolute, conforming to the definitions of either the formal or informal decorative types, and less than three inches in diameter. Example: Little Jewel.

XII. **BALL**—Fully double flowers, ball-shaped (Continued on page 390)



A POND FULL \$4 of LILIES for

Send today for this unusual collection consisting of two water lilies—MASANIELLO, deep pink, and MARLIAC YELLOW, and 5 plants to complete the pond including fish plants. Splendid, vigorous plants—mailed postpaid anywhere in the U.S. or Canada. Our beautifully illustrated 36 page catalog describes many other postpaid collections. 100 varieties described. Full cultural instructions and plans for building ponds. Free to you.

Johnson Water Gardens
AH-60 HYNES, CALIFORNIA

WRITE TODAY For Your COMPLIMENTARY



1930 IRIS CATALOG

From Carl Salbach's California Gardens

Listing superb new rare varieties cultivated by one of the West's leading originators, and bred in the land of sunshine!

CARL SALBACH

Originator and Grower of New Varieties

655 Woodmont Ave., Berkeley, California

IRIS - DAHLIAS - GLADIOLUS

SCHOOL OF

HORTICULTURE FOR WOMEN

A SCHOOL OF COUNTRY LIFE

Courses Include

FLORICULTURE, LANDSCAPE DESIGN, FRUIT GROWING, POULTRY, BEES, ETC.

TWO-YEAR Diploma Course begins on Sept. 16th. Excellent positions are open to our graduates. Short Summer Course, August 1 to 29.

Address, The Director, Box A.B., Ambler, Pa.

ORIENTAL Flowering Trees

America's Finest Collection

Japanese Rose Flowering and Weeping Cherries, Flowering Crabs; in all varieties and sizes. Send for free book with color illustrations.

A. E. WOHLERT

924 Montgomery Avenue
Narberth, Montgomery Co., Pa.

SAVO All-Year-Around Steel Flower Box



Grow Larger, Stronger Healthier Plants

Self-watering and sub-irrigating steel boxes for windows, porches, ledges, sun parlors, etc. Leak proof; rust proof. Perfect air circulation and drainage. Six sizes. 30 days' free trial. Write for FREE catalog.

SAVO MFG. CO., Dept. V-9 1400 Merchandise Mart, Chicago, Ill.

WANTED: Representative in each town for new easy selling proposition to homemakers. Generous commissions, bonuses and sales helps supplied. Especially attractive offer to club or civic workers. Apply Box 30 % The American Home, Garden City, N. Y.


WEED'S IRISES

8 different for \$1

Your choice of 100 varieties. Only large plants shipped. Send for list to make your selection. Also bargains in peonies.

WEED'S GARDENS, Beaverton, Oregon

Dreer's Water Lilies



are easily grown, even in tubs or tanks. We can supply all really worth-while varieties in hardy as well as the tender tropical Nymphaeas. June is the month to plant them, and we publish a special leaflet that will assure you success. Free for the asking.

Still Time for That Rosebed

The special potted Rose bushes we supply throughout May and June come to you ready to bloom. The Dreer Dozen Hybrid Tea Roses at \$11.00 is an outstanding value in varieties of proven merit.

Pot-grown Perennials That Catch Up

Late starting gardeners will appreciate the wide choice in pot-grown plants that will get quickly established, and may be planted with assurance of success even late in the season. You will find thirty pages devoted to them in

The Dreer Garden Book

which continues to serve discriminating home and professional gardeners as a trustworthy guide to the choicest in Seeds, Bulbs, Plants—in short, everything needed for the garden and home grounds. Gladly mailed free! When writing please mention this publication.

HENRY A. DREER
1306 Spring Garden St.
Philadelphia, Pa.

Native Flowering Shrubs



FROM my nurseries in the Blue Ridge Mountains you can now obtain nature's loveliest wildings. For many years I have been propagating gorgeous *Kalmias* and *Rhododendrons*, spring-flowering Mountain *Andromeda*, the dainty *Leucothoe*, and many other shrubs and plants native to this mountain region. I can supply nursery-grown seedlings and rooted cuttings as well as heavy transplanted clumps.

Many unusual plants—Orchids, Trilliums, Lilies and Bog Plants—are available in large or small quantities.

THESE lovely plants can be supplied from my nurseries in almost any quantity.

To nature lovers who delight in rare plants from the mountains (nursery-grown, not collected) I shall be glad to send a copy of my latest catalogue of *Rhododendrons*, *Laurel*, evergreens in variety, shrubs, vines, bog and aquatic plants, and *Lilies*.

E. C. ROBBINS

Gardens of the Blue Ridge

P. O. Box 7

Ashford, North Carolina

Elliott's Guaranteed TULIPS

SOLD WITH A MONEY BACK BOND

The World's Finest Tulips at Bargain Prices... Free Fertilizer... Order NOW ~ Pay next Fall ~ Offer Expires July 1... Valuable Bulb Book ~ FREE



HERE is your opportunity to get the aristocrats of the Tulip Kingdom at a price lower than is often charged for nameless, ordinary bulbs. Every tulip offered is in the Giant class, famous for its big, exquisitely colored blooms, its long stems, its vigorous, sturdy growth.

60 Darwin and \$3.75 Breeder Tulips

COLLECTION A

- 6 CLARA BUTT Delicate Salmon Pink
- 6 EUTERPE Mauve-Lavender, Lilac-Edged
- 6 FARNCOMBE SANDERS Fiery Scarlet
- 6 PRIDE OF HAARLEM Deep Old Rose
- 6 PRINCESS ELIZABETH Pink, Light Border
- 6 BARONNE DE LA TONNAYE Vivid Pink
- 6 BRONZE QUEEN Buff and Golden Bronze
- 6 LOUIS XIV Royal Purple and Gold
- 6 GLOW Deep Glowing Vermilion
- 6 INGLEScombe YELLOW Glossy Canary (Darwin Type)

COLLECTION B: 100 Bulbs (10 each) \$5.50
COLLECTION C: 250 Bulbs (25 each) \$13.25

These 3 collections are Special Bargain Offers. They are not duplicated in our catalog. They must be ordered from this advertisement.

Carriage prepaid on all Collections Everywhere in the United States

WITH every order, we will send FREE, a liberal supply of Superfine Fertilizer and Soil Conditioner, made by us especially for these collections. This plant food will enrich your soil, and make your results better.

We guarantee that these bulbs are true to name, and have reached their full maturity, so will produce perfect blooms. We guarantee that they will grow in any climate and in almost any kind of soil. If you are dissatisfied in any way, your money will be refunded instantly. There are no strings to this Bond.

Our buyers must call early in July to be certain to get the pick of the best Holland crops. YOUR ORDER MUST REACH US BEFORE JULY 1. October is planting time; we make no deliveries until then. We do not require payment until delivery time. IF YOU WISH TO SEND CASH WITH ORDER, YOU MAY DEDUCT 5%.

FREE BULB BOOK: A garden grown from bulbs is a lovely, rich, aristocratic garden. For bulbs produce beautiful flowers. Read about a wonderful choice of *Hyanthins*, *Narcissus*, *Tulips*, *Lilies*, and many unusual flowers. Send for our Free Bulb Book; IT IS A FREE COURSE IN BULB CULTURE. For 41 years it has been the guide to those who grow the better kinds of flowers.

The Biggest Bulb House in the World

ELLIOTT NURSERY CO.
507 Magee Bldg. . . Pittsburgh, Pa.

Grow GLADS

Make your garden the envy of your friends with Gove's Hardy Vermont Glads. Best of garden cut flowers—very easy to grow. Our special "get acquainted" offers will make you an enthusiastic "glad fan." Bulbs guaranteed to bloom first year.

100 Large (1" to 2") \$3.00 Vermont Bulbs

This collection includes at least 33 fine varieties, in many shades of Red, Yellow, Pink, Blue, Orange, Smoke, White, all good ones but not labeled as to name. \$9 for \$1.75. All sent prepaid with complete instructions for growing prize-winners. I believe this to be the finest "glad" collection offered anywhere.

SPECIALTY COLLECTION
Annie Laurie, exquisite ruffled pink; *Emile Aubus*, large bronze; *Apricot Glow*, beautiful apricot-colored; *Golden Dream*, finest clear yellow; *Marnia*, very large orange. All five rare labeled varieties, \$1. (regular \$1.50 value). Both collections prepaid, for \$3.85.

Send for illustrated catalog "that is different," listing over 300 of the world's best varieties.

CHAMPLAIN VIEW GARDENS
Elmer E. Gove, Box 26, Burlington, Vt.

DOO-Klip Your Grass!

LOOK at these features—found only in the new DOO-KLIP LONG HANDLE GRASS SHEAR. User stands erect—no backaches—no cramped legs—no levers to move with hands or arms—no adjustments to be made in changing from fine to coarse grass—self-tensioning—self-sharpening—operates with a slight forward pressure of the body—can be used by women or children—rust resisting.



Here's the Tool

You've been wanting. Reasonably priced at

\$2.50

The Standard DOO-KLIP GRASS SHEAR has already made friends of over a half-million users.

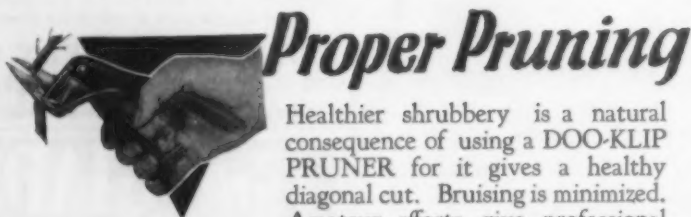


Price **\$1.50**

NO MORE BLISTERS—non-pinching handles—no skinned knuckles—no grass stains.

Blades of high carbon steel, case-hardened. Cuts fine or tough grass without adjustments. Has the usual DOO-KLIP features of self-sharpening and self-tensioning.

All DOO-KLIPS are absolutely guaranteed.



Proper Pruning

Healthier shrubbery is a natural consequence of using a DOO-KLIP PRUNER for it gives a healthy diagonal cut. Bruising is minimized. Amateur efforts give professional results. Price **\$1.50**.

Identify all Doo-Klips by their green handles. For sale by better hardware and seed stores. If your dealer can't supply you, use the coupon

THE ALLIANCE MFG. CO., Alliance, Ohio AH-2
 Enclosed please find \$..... for which please send me..... Doo-Klip Long Handle Grass Shear,
Doo-Klip Standard Grass Shear.....Doo-Klip Pruner, by prepaid Parcel Post.
 Name.....
 Street & No.....
 City..... State.....
 My dealer is.....

Pruning shrubs for flowers

Continued from page 328

concentrate plant energy in the buds that remain and you will have finer flowers and probably more of them.

Our most conspicuous examples of this little class are the Hydrangeas, Shrub-althea (often erroneously but popularly called Rose-of-Sharon). These may be cut back severely, even to the ground and yet be full of bloom in their regular season. You may take advantage of this characteristic by cutting back to the ground the Snow-hill Hydrangea and the Shrub-althea in early spring. The result will be that the former, in early summer, will make enormous heads of flowers which may bend over and touch the ground and the latter will become an erect leafy hedge which from July until September will bear abundance of large, showy, pink, white, red, or purple single or double flowers, according to the variety you plant. You may do this pruning year after year with these plants. You can not do it, however, with the kinds that bloom on short, leafy shoots in spring without reducing the number of flowers.

To sum up this whole matter and state it in a rule that you can easily remember: Do no shrub pruning except the removal of dead, diseased, puny or old and worthless stems during the dormant season. Wait until a week after the flowers have faded and fallen. Then cut out such parts as you think superfluous, that are failing, or whose removal may tend to give the bush a better shape or the remaining and new stems a better chance. In short: *Prune after flowering!*

Whenever you cut off a twig, a branch or a stem go back to the point where it starts, whether this be a crotch or the ground, and cut it off clean with a keen-edged knife, shears, or saw. Always cut off whatever is to be removed so close that no stub will remain to accuse you of poor workmanship and perhaps jeopardize the life of the branch or the whole shrub by the entrance of decay. Nothing so blatantly advertises the poor pruner as a stem cut back so little that a long prong thrusts itself forward for attention.

Every shrub has a distinctive beauty of its own both in the form it would develop naturally and in its flowers. You can either enhance and encourage the development of that form by judicious application of the rules given or you can even more

easily destroy form, flower, or even the shrub itself by disregarding them.

Cut out dead stems and parts whenever you see them—summer or winter. These stems can never again produce leaves or flowers, so they can never again be of use. On the contrary, they are a positive menace to the well-being of the living stems because they interfere with the entrance of light and air; they evaporate valuable water which should go to living stems, leaves, and flowers; they serve as harbors for insects and disease; and they make the shrubs unsightly.

It is also easy to understand that puny shoots which spring up, at or near the ground especially in the center of a bush have a slim show to amount to anything when compared with sturdy stems. So you may as well cut them out whenever you feel sure they have no chance.

Then there are the very old stems, those that are diseased and others that are evidently failing for some reason you can or more likely cannot determine—perhaps insects boring inside them and cutting off their supply of sap. These will probably die so soon that you may as well cut them out whenever you feel sure that their usefulness is ended.

Burn immediately all parts cut off. You will thus destroy insects and their eggs as well as diseases and their germs. To burn green or damp stems you need only place them on dry wood which will destroy them as it burns. Such parts as fail to burn in this case will become so hot that any bugs, eggs, or germs will be destroyed.

All this may be called the coarse work of shrub pruning. It applies all the time to every shrub.

When a shrub grows without human intervention and without competition from other shrubs close by, it will naturally become beautiful because it will fulfill the law of its being. Also it will bear flowers in proportion to the adequacy of the plant food, light, and air it can get. But sooner or later it will fail, become prey to insects or diseases, and die. However, we can indefinitely postpone such a calamity by pruning out the dead and weak stems and by reducing the number of those that are evidently failing. Moreover, we can increase the abundance, size, and quality of the flowers by doing such pruning at the proper time.

What you ought to know about Dahlias

Continued from page 388

or slightly flattened, floral rays in spiral arrangement, blunt or rounded at tips and quilled or with markedly involute margins, the flowers two inches or more in diameter. Example: Dreer's White, Frank Smith, King of Shows.

XIII. POMPON—Having same characteristics as Ball Dahlias, but less than two inches in diameter. Example: Belle of Springfield, Nerissa.

XIV. UNCLASSIFIED—Not otherwise provided for in classes I to XIII.

7. How are tubers cared for over the winter?

After the first fatal frosts, cut off

tops of plants, to about six inches from the ground. Dig bulbs. Leave them in the sun about six hours, then pack in boxes of dry sand or sawdust, stems down. Store in temperature which will remain at 40 or 45 degrees through the winter. You will find when digging up, that each tuber has produced about a dozen others.

(Note: Where the word bulb is used, it is in a general way. Dahlia "bulbs" really are not bulbs, but tubers. Dahlias are tuberous-rooted tender Perennials whose name comes from the Swedish botanist Dahl.)

NEXT MONTH—What You Ought to Know About Perennials.



Even in the DRIEST WEATHER you can have BEAUTIFUL LAWNS

No more waiting for rainfall—or laboring with hose—

Skinner System concealed irrigation provides effective rainfall to keep lawns luxuriant—gardens beautiful, at the mere turn of a valve. A quarter century of pioneering and developing have made Skinner the outstanding line of watering equipment, endorsed by leading growers and estate owners everywhere.

Skinner System can be installed in your lawn or garden at a surprisingly low cost. Write for our booklet "RAIN" today. Free for the asking.

SKINNER SYSTEM OF IRRIGATION.

The SKINNER IRRIGATION CO. 219 WATER ST. TROY, OHIO



Special American Home Collection IRIS

15 Different Labelled Varieties
We have selected especially for American Home readers, as an introductory offer, a choice collection of 15 of our carefully selected varieties in a wide range of color, each correctly labelled. We will include FREE with this collection one Ambassador, a large flowered, reddish bronze of outstanding merit which grows on 4-foot stalks. The collection of 15, with an Ambassador included, all post-paid for.....\$3.50.

\$3.50

Send for Iris Booklet

A de luxe 22-page catalog-booklet, beautifully illustrated with many varieties in full color. Describes 300 fine varieties, many late introductions. Sent FREE on request.



G. S. MILLIKEN

Southern California Iris Gardens 970 New York Ave. Dept. A. Pasadena, California

Ask for a description of THE NEW NATURE LIBRARY Doubleday, Doran & Co.

ROWEDDERS FOR BETTER DUTCH BULBS

Please ask for descriptive circular which we believe to be comprehensive and interesting. Gladly mailed gratis.



Rowedders 697 Manor Rd. West New Brighton Staten Island, N.Y.

Are You "Driving Tacks with a Sledge" in . . . Your Garden?



FREE on request Valuable 56 page Garden Book Gives accurate directions for every step in gardening. Write today.



TURF EDGER

For neater lawns use this handy tool. Catalog No. 40 F. Price, \$1.30.



GARDEN SET

A de luxe trowel, weeder, baby warren hoe and hand spade in a convenient box. Catalog No. 4GS. Price, \$2.35.



SPEEDY CULTIVATOR

Unexcelled for work among close planted flowers and shrubs. Curved tines enter the soil without need for chopping stroke. Catalog No. SC4. Price, \$1.00.

Thousands of gardeners know that half the fun and profit in gardening depends on having keen, well balanced tools of the right size and shape for every job. They profit accordingly. Yet many are still literally . . . "driving tacks with a sledge hammer" . . . using old, or worn tools of the wrong size, shape and "hang" for the work they are trying to do.

There are over four hundred different sizes, shapes and kinds of True Temper Farm and Garden Tools. Each tool provides a better means of doing some garden job.

Every genuine True Temper Tool is guaranteed by us to be the best of its kind that can be made, so you can buy them with full confidence.

THE AMERICAN FORK & HOE CO.

1925 Keith Bldg., Cleveland, O. Makers of Farm and Garden Tools for Over 100 Years

TRUE TEMPER FARM AND GARDEN TOOLS

No library complete without Kipling complete

Every Lawn Needs-



The Whirling Fairy SPRINKLER

Beautiful—Attractive—Efficient—Makes your lawn a real Fairyland—Keeps vegetation a May-time green all summer long. Nothing to adjust. Simply let 'er run.

The "Whirling Fairy" covers evenly up to 50 feet in diameter, depending on water pressure. It is built to give real sprinkling service. The heavy brass sprinkling arm and malleable base are unbreakable. \$1.75 at your hardware store or \$2.00 direct from factory.

Learn how to have a beautiful lawn. Send for a complimentary copy of our new, illustrated booklet.



L.R. NELSON MFG. CO. 1700 S. WASH. PEORIA, ILL.



Your New Hose!

FOR your garden's sake—and your pocket-book's—let your new hose be Bull Dog Cord! It is hose that will stand more punishment without weakening than any hose you ever saw! You can tie it in knots and it still keeps its round, free waterway—it never kinks! It's a moulded hose—built like a cord tire—alternate layers of live rubber and tightly twisted and braided cotton cords vulcanized into one inseparable wall—strong yet astonishingly flexible.

The Better garden implement dealers carry Bull Dog Cord. If your dealer is not yet stocked, send us his name and address—and yours—on a postcard. We will send you a Free Illustrated Booklet describing Bull Dog Cord, and tell you where you may secure this hose quickly.

BOSTON WOVEN HOSE & RUBBER CO.

Cambridge Massachusetts

BULL DOG CORD

GARDEN HOSE

Built Like a Cord Tire

BOBBINK & ATKINS



Perennial Plants

that are little known, but of great merit can be found in **New and Rare Plants** (a supplement to our various catalogues). Here is pictured

Cimicifuga racemosa simplex

without doubt one of the most beautiful attractions of the perennial border. Dense spikes of feathery white flowers, borne on tall stems, make this plant an excellent companion for Delphiniums, either in the border or for cutting.

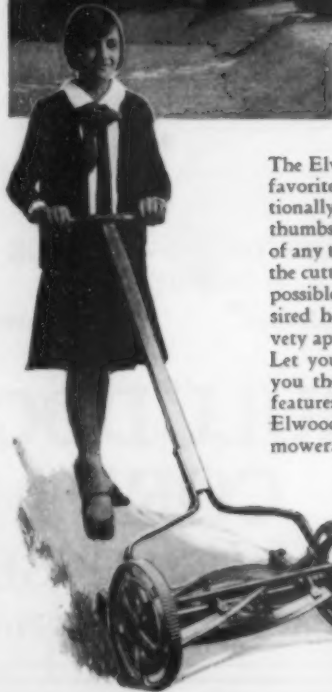
**75 cents each—\$7 for 10
\$65 per 100**

Other attractions are Phlox Arendsi Hybrids, New Hybrid Heuchera, Sidalcea (New Hybrids), Heliopsis scabra formosa, Tritoma Royal Standard.

A copy of **New and Rare Plants**, or any of our catalogues will be mailed upon request.

In your request for Catalogues it is important to state definitely what you intend to plant. You will confer a favor on us by mentioning American Home when writing.


Bobbink & Atkins
Rutherford, New Jersey



The ELWOOD for MOWER SATISFACTION

The Elwood Lawn Mowers have proven to be great favorites of women and children because of their exceptionally easy running qualities and the Elwood patented thumbscrew adjustment; which does not require the use of any tools. A simple turn of the thumbscrew places the cutting bar and reel in perfect alignment, making it possible to cut the grass easily and smoothly at any desired height—giving the lawn that smooth, rich, velvety appearance.

Let your Elwood dealer show you the many other exclusive features to be found only on Elwood before you buy a new mower.



Elwood Lawn Mower
Mfg. Co.
ELWOOD, INDIANA

Gentlemen:

Please send me, FREE, copy of your booklet on "The Care of Your Lawn".

Name
Address
City..... State.....

Finding the fitting remedy

I. GEORGE QUINT

EXPERIENCE has shown that the average gardener does not want to be bothered making his own spraying preparations. He prefers to have the work done for him by commercial manufacturers. The following preparations have been tested and have proved their value over a period of years.

As a general rule insects that suck juice from foliage plants, etc., must be treated with a contact spray. Among such are Derrisol, Wilson's O.K. Plant Spray, Acme All Round Spray, M. G. K. Evergreen, and Aphine.

Insects that eat foliage, fruits, flowers, etc., should be treated with poisonous insecticides. In this class are Lead arsenate, Hellebore, Slug Shot, Bug Death, and many others.

Fungicides are used to combat plant diseases. Bordeaux mixture, Lime-sulphur and Fungtrogen (ammoniated copper solution) are the most common.

Insecticides should never be applied when fruits are in blossom but before or after.

Bordeaux-arsenate is regarded by many as the best all around combined insect and fungus remedy.

Ants are not generally destructive but may be a real nuisance. They are best attacked by a direct poison like Cyanogas or by a poison system like Antrol.

THE VEGETABLE GARDEN

ASPARAGUS

Beetle—Lead arsenate, Slug Shot, Calcium caseinate
Rust—Fungine, Flowers of sulphur, Bordeaux mixture

BEANS

Anthracnose—Fungine, Flowers of sulphur, Bordeaux mixture
Aphis, green fly—Kerosene miscible oil, Wilson's O.K. Plant Spray, Derrisol
Beetles, caterpillars—Lead arsenate, Slug Shot, Kerosene miscible oil

BEEETS

Beetles, bugs—Lead arsenate, Bordeaux mixture
Root aphid—Tobacco dust, Vermine, Scotch soot
Worms, caterpillars—Nicoteen, Bordeaux mixture, Lead arsenate

CABBAGE, CAULIFLOWER, BROCCOLI, KALE, KOHLRABI, TURNIPS

Aphis, green fly—Kerosene miscible oil, Aphine, Nicoteen, Aphistrogen
Beetles, caterpillars, worms—Lead arsenate, Kerosene miscible oil, Calcium caseinate
Cutworm—Snarol, Cutworm Killer
Club root—Vermine, Lime
Maggot—Corrosive sublimate, Mag-o-Tite
Plant lice—Soap and Black Leaf 40

CARROTS

Beetles, bugs—Lead arsenate, Nicofume, Slug Shot
Green lice—Kerosene miscible oil, Lime-sulphur, Nicoteen
Web worm—Lead arsenate, Slug Shot
Leaf blight, spot—Ammoniated copper solution

CELERY

Blight—Ammoniated copper solution
Beetles, bugs—Kerosene miscible oil, Nicoteen
Celery worm—Lead arsenate
Caterpillars—Bordeaux mixture, Lead arsenate
Green lice—Aphine, Lime-sulphur, Nicoteen

CORN

Earworm—Paris green
Caterpillars, worms—Lead arsenate, Slug Shot
Root aphid, grubs, wireworms—Scotch soot, Tobacco dust, Vermine
Cutworm—Snarol, Cutworm Killer
Cinch bug—Kerosene miscible oil, Nicoteen
Smut—Cut out diseased portions

CUCUMBER

Aphis—Aphistrogen, Derrisol, Kerosene miscible oil, Wilson's O.K. Plant Spray
Beetles, worms—Bordeaux mixture
Lead arsenate, Slug Shot
Red spider—Nicoteen, Flowers of sulphur, Derrisol
Blight, mildew—Bordeaux mixture, Ammoniated copper solution, Fungine

EGG PLANT

Potato bug—Lead arsenate, Nicofume, Slug Shot
Cutworms—Snarol, Evergreen, Cutworm Killer
Aphis—Fish-oil, soap, Nicoteen, Derrisol
Blight—Ammoniated copper solution

ENDIVE

Greenworm—Buhack insect powder, Sunoco

LETTUCE

Aphis, green fly—Derrisol, Melrosine, Tobacco dust, Wilson's O.K. Plant Spray
Green worm—Hellebore, Calcium caseinate
Root lice—Scotch soot, Tobacco dust, Vermine

MELONS

Aphis, green lice—Derrisol, Kerosene miscible oil, Melrosine, Aphistrogen
Caterpillars, worms—Lead arsenate, Kerosene miscible oil, Slug Shot
Blight, mildew—Bordeaux mixture, Ammoniated copper solution, Fungine

ONIONS

Maggot—Mag-o-Tite, Bordeaux mixture, Volck, Scotch soot, Tobacco dust
Thrips—Soap and Black Leaf 40; Nicofume, Wilson's O.K. Plant Spray
Smut—Formaldehyde
Cutworm—Snarol, Cutworm Killer
Mildew or blight—Bordeaux mixture, Calcium caseinate

PARSLEY

Green worm—Bug Death, Slug Shot
Leaf Scorch—Bordeaux mixture, Ammoniated copper solution

PEAS

Cutworm—Cutworm Killer, Snarol
Aphis, green lice—Kerosene miscible oil, Lime-sulphur, Nicoteen (Continued on page 394)

EASY MOWING ON STEEPEST TERRACES




Cooper

POWER MOWER

Equipped with Briggs & Stratton 4-cycle gasoline motor

The Cooper Power Mower rolls the turf and trims the grass in one operation. The sectional traction roller is corrugated and equipped with disappearing traction lugs which provide additional traction when needed, as in mowing up steep terraces. Individual clutches with convenient finger tip controls, operate drive roller and blade reel independently of each other. Five blade reel is reversible for self-sharpening. The mower frame and body are of fabricated steel construction insuring the greatest strength with least weight. Cooper pioneered the quick detachable "drop-out" reel for power mowers. Gears are grease packed and ball and roller bearings are used throughout. Made in 20 and 27 inch widths with grass catcher and riding sulky as additional equipment if desired. Write for copy of "Golf Green Beauty for Your Lawn".



COOPER MFG. CO., 531 S. First Ave., Marshalltown, Ia.

The Book of Opportunity

Order Now—before the Leaves turn!

Order Now!
and Save on Bulbs at these Special June Prices—
for Fall Planting

Extraordinary Offer
100 DARWIN \$3.00
TULIPS

Choicest first-size bulbs sure to bloom. Schling's Special Mixture made from NOT the finest named varieties—usually sold.

A \$6.00 value for only \$3.00

MADONNA LILIES

To Glorify your June Garden—
Lovely with Delphiniums

We offer here a limited quantity of extremely large, picked Bulbs to those who wish unusual results, 10 to 15 magnificent blooms on stalks 4 to 5 feet tall may be expected. Delay may mean disappointment—

Order NOW.
Special, Picked Bulbs
60c each \$6.00 a Dozen
Regular Mammoth Bulbs
\$3.50 a Dozen, \$25.00 per 100

Send for our special import Bulb List—many other attractive offers at substantial savings.

Sow Now!

for next Season's Bloom

These delightful and exclusive Schling's Novelties for your hardy garden.

New Iceland Poppy, Orange Gold—
The gold tone is of the most shining brightness. Pkt. 75c

Hardy Border Carnation, Professor Malmgreen—A lovely rich brick-red. Gay and attractive. Pkt. 75c

Hardy Border Carnation, Othello—Rich velvety crimson. Pkt. 75c

Celphalaria Alpina—A rare gem for cutting. Deep canary yellow produced throughout the season. Plants 6-8 feet high. Pkt. 50c

Gentiana Hascombensis—Grows in either sun or shade. Bright mid blue slightly speckled with white. In large clusters. Pkt. \$1.00

Viola Olympia Roriana—Exquisite hardy violet of deep royal blue, rock garden. Blooms throughout the summer. Pkt. \$1.00

Verbascum Phoeniceum—Charming sprays in white, pink, pale blue, dark blue, mauve, and purple on long, slender stems. Pkt. 35c

Schling's New Giant Pansy, Mrs. Pierre S. du Pont—Rich, pure, golden apricot flushed with salmon. Entirely new color in pansies. Blooms all season. Pkt. \$1.00

Veronica Teucrium Royal Blue—Lovely new dwarf Speedwell. A gem for the rockery and border. Pkt. 35c

The Collection, 1 pkt. each of the above 9 varieties—a \$6.45 value
\$5.00

Schling's Seeds

MAX SCHLING SEEDSMEN, INC.

Madison Ave. at 58th Street

New York City

Landscape Construction

Correct Interpretation of the Landscape
Architect's Plans
Supervision Labor Material
Nursery Stock, Collected Trees and Shrubs
Old English and Tree Boxwood

AUSTIN D. MORRELL

Landscape Construction

PRINCETON NEW JERSEY

For All Who Garden

Every enthusiast needs a magazine devoted exclusively to gardening. *Gardeners' Chronicle* is edited by the Secretary of the Nat'l. Assn. of Gardeners. It is the standard authority on gardening matters. Send \$1 for 7 monthly issues.

GARDENERS' CHRONICLE

522-A Fifth Ave. New York City



WATER LILIES TROPICAL and FANCY GOLDFISH

We have everything for the pool or Aquarium. Catalog with 100 illustrations free.

BELDT'S AQUARIUM
2141 Crescent Ave.
St. Louis, Mo.

VIOLA JERSEY GEM

"The ever-blooming Pansy that pleases every flower lover." Grown in small pots for spring planting; available March to July. Much more satisfactory than field plants. Also perennials, shrubs, etc., in great variety. Write for details.

10 plants Jersey Gem, only \$1.50, postpaid. \$10 per hundred; \$90 per thousand; delivery extra.

GARDENSIDE NURSERIES
SHELBURNE, VT.



FUNGTROGEN

CONTROLS MILDEW AND BLACK SPOT

Two dread diseases you must always fight

BIGGER BLOOMS, more vigorous foliage result from roses sprayed with Fungtrogen. This modern, invisible plant stimulant acts like magic on sick rose bushes. . . . Wind and insects spread the spores of Mildew and Black Spot—the two worst enemies of the rose. The invisible Fungtrogen spray soon checks these diseases. Does not discolor leaves or blooms. . . . Easy and pleasant to use. Simply mix with water and spray. Economical! Half pint makes 15 quarts of spray. Leading horticulturists enthusiastically endorse it. . . . Prepaid: half pint \$1; pint \$1.50. At your dealer's or send check.

Use Complete Plant Treatment

When insects appear on your roses or other plants use APHISTROGEN (kills aphid—plant lice); and INSECTROGEN (kills leaf-eating insects). These sprays are chemically harmonious with FUNGTROGEN. Be sure to use the complete treatment—so successful at Wallingford rose gardens.

Write for free bulletin, "Black Spot Control"

ROSE MANUFACTURING COMPANY 3636 Filbert Street, Philadelphia, Pa.



CONTROLS MILDEW AND BLACK SPOT

Superlative TULIPS

We specialize in the importation of the choicest Dutch bulbs for discriminating amateur and professional gardeners. Judicious selections of rare beauty, at Unusually Low Prices for tulips of the highest quality.

They are All in Our New CATALOG

We Should Like to Send It to You. Rich Illustrations. Clear Descriptions. Our advice about planting. Please address, Cheswick, Pa.

Schenley Gardens
Incorporated

GENUINE DUTCH BULBS

Schenley Gardens, Cheswick, Pa.

Please send me your new catalog.

Name.....

Address.....

GENUINE DUTCH BULBS

Now is the time to spray your plants, flowers, shrubs and evergreens with Wilson's O. K. Plant Spray . . . the nationally recognized standard insecticide for all flower and garden pests. It is highly effective, yet will not injure the most tender young plants. It is harmless to humans, clean and easy to apply. For sale at all dealers, order your supply now.



Wilson's O. K. Plant Spray is sold by leading stores everywhere and the genuine may be identified by the famous Trade Mark. Write us, if your dealer cannot supply your requirements.

Kill weeds the Wilson way . . . simply dilute *Wilson's Weed Killer* (1 Gallon to 40 gallons of water) . . . sprinkle . . . that's all. The modern way to exterminate all weeds, poison ivy, vines, etc. One good application a year is sufficient. Inexpensive . . . clean . . . odorless. 1 gallon \$2.00; 5 gallons \$8.00

Andrew Wilson
Dept. A6
SPRINGFIELD, NEW JERSEY

Exquisite Peonies
and
Imported Holland Bulbs
catalog upon request

the Cottage Gardens
Lansing Michigan

Odorless and Weedless HUMUS

At the price sold it has no equal as a **FERTILITY MAKER**

It is the chief nitrogenous food of plants. It binds and makes a sandy soil hold moisture. It lightens and prevents a clay soil from baking. It increases the temperature of the soil which means quick germination. Its use means bacteria without which no plant life is possible. It puts back into the soil the life that is taken out each year.

It means better Flowers, Trees, Shrubs, Vegetables and Lawns
\$3.00 for 5, 100-lb. bags. \$18.00 per ton.
E. O. B. Stanhope, N. J.

Cultural Directions with every order
H. B. PRINDLE

370 Lexington Avenue New York City, N. Y.

Finding the fitting remedy

Continued from page 392

Mildew—Fungine, Flowers of sulphur, Bordeaux mixture
Weevil—Fumigate with carbon bisulphide
POTATOES
Colorado beetle—Lead arsenate, Bordeaux mixture, Paris green
Flea beetle—Bordeaux mixture
Blight—Bordeaux mixture
Scab—Corrosive sublimate, Formaldehyde
Wireworm—Scotch soot, Target Scale Destroyer
Black leg—Semasan Bel
PUMPKIN, SQUASH
Bugs, beetles—Black Leaf 40, Nicotene, Slug Shot
Aphis, green lice—Kerosene miscible oil, Nicotene, Slug Shot

RADISH
Maggot—Scotch soot, Tobacco dust, Vermine, Mag-o-Tite
Club root—Vermine, Lime
SPINACH
Aphis, green fly—Derrisol, Nicotene, Tobacco dust, Aphistrogen
SWEET POTATOES
Blackrot—Sulphur
Beetles—Lead arsenate
TOMATOES
Worms—Hellebore, Slug Shot
Flea beetles—Bordeaux mixture
Blight, leaf spot—Bordeaux mixture, Ammoniated copper solution

NOTE: Next month will be given a list of preparations for attacking insects in the flower garden.

Some unwelcome garden guests

Continued from page 334

grub or larva, which lives below the surface, works in a more insidious manner not only eating the young roots, but also gnawing into the main or tap root.

A good deal of the damage by this pest is done in greenhouses and special control is here demanded. Handpicking is of some use, but fumigating with hydrocyanic gas is better. A poison spray is of great value. Dusting with arsenicals in early spring outdoors is also effective.

The cabbage worm although usually found in the vegetable garden, is also

met in the flower garden, where the caterpillar feeds on Nasturtium, Mignonette, Sweet Alyssum, and several other ornamentals.

It has a velvety green color while the adult or butterfly is the familiar white one found everywhere. The principal damage is to young plants but older ones are also infested. Whole plants may often be destroyed while the great majority of them are deformed. As many as three broods of this pest occur annually. The best remedy is a poison spray or a poison dust. (Turn to page 392.)



Why It Pays You Right Now To Bother About BULBS



Frittelaria Meleagris is one of the lovely Rock Garden bulbs. The supply of this and other equally unusual things, is limited. So don't put off ordering.

THE fat worms and best bulbs, both go to the early birds.

That's why we so strongly urge your ordering your bulbs at once for delivery in September. By so doing you make sure of having not only the finest bulbs, but having them on time and your order filled complete. No disappointments. Send for bulb catalog. It is better than ever. Get your order in. To have added insurement of success with Lilies and Bulbs, ask for our booklets on their culture and care. The price 25 cents each, can be deducted from your first order.



Reg. U. S. Pat. Off.

Wayside Gardens
MENTOR, OHIO



No. 33 BIRD BATH 32 IN. HIGH 26 IN. WIDE PRICE \$22

CAST IN STONE

NO. 41—SUN DIAL HEIGHT 30 IN. PRICE COMPLETE WITH BRONZE DIAL \$23

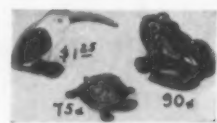
NO. 66—GAZING BALL 10 IN. DIAM. PEDESTAL 32 IN. HIGH COMPLETE \$23

Primo Art Garden Furniture brings to you the charm of old-world gardens. It is really cast in stone; quickly weathers to the color of natural stone; endures for generations because not affected by heat, cold, frost or dampness.

Write for FREE ILLUSTRATED CATALOG D

PRIMO ART
Cast Stone Garden Furniture
PROVIDENCE • R • I • U • S • A

Lily Pool ORNAMENTS



of Cast Iron
Special Offer
Frog, turtle and aquatic bird as illustrated to suit address, 8 lbs. postage \$2.00

Life size iron figures, enameled in natural colors for pool or bird bath. Frog 5" long 90¢; Turtle 4", 75¢; Aquatic bird 6", \$1.25—All prices postpaid.
A. H. PATCH, INC. Craft Dept.
26 Black Hawk Park Clarksville, (Since 1885) Tenn.
[Also garden ornaments, pedestals, lawn dials, gazing globes, pottery.]

NO MORE SPARROWS!



Sparrows drive away song birds, spread disease among poultry, destroy gardens, deface buildings.

Ever-Set Traps are a positive, easy, humane way to get rid of them. 20,000 satisfied users testify to this! Send \$4.75 for an Ever-Set Trap. Money-back guarantee. More information on request.

EVER-SET TRAP CO., Dept. D, Davenport, Ia.

Healthy Poultry More Song Birds Undisturbed Gardens

SPECIALS Iris and Rock Garden Plants

One each of ten named varieties Iris . . . \$1.00
Five named Rock Garden Plants . . . 1.00
Five named Dahlia Tubers, labeled . . . 2.00
Twelve named Dahlia Tubers (all different) . . . 1.00
50 Gladioli (in mixture) . . . 3.00
EXTRA SPECIAL—10 Iris, 5 named Dahlias, 5 Rock Garden Plants, 50 Gladioli 3.00

Send for free price list
HUGHEL GARDENS, 5348 Ohmer Ave., Indpls., Ind.

BEAUTIFUL BIRDS

5 Pairs Assorted for \$15.00
1 Pr. Green Parakeets . . . 65.00
1 Pr. Strawberry Finches . . . 4.00
1 Pr. Java Rice Birds . . . 4.00
2 Pr. Zebra Finches . . . 7.00

ACTUAL VALUE \$30.00
All 5 pairs shipped safely to you by Express for Special Price of \$14.00
BEAUTIFUL CANARY SINGERS \$6.00
Send P. O. Money Order with your order.
BIG ILLUSTRATED PRICE LIST FREE to Bird Lovers
BIRD HAVEN, P.O. Box 31 RESEDA, Calif.



CAST-IRON BALL
DIAM. 4 IN.
HGT. 10 IN.
ETC.

Furniture
of old-
y cast in
the color
for gen-
erated by
ess.

OG D

RT

niture
U.S.A

ENTS

ast Iron
al Offer!

to and appts
strated in an
2 in. per cent
2.50

Iron figures,
in natural
color. Turb
postpaid.

cept.
ce 1005) Van.

DWS!

drive
y birds,
e ease
poultry,
gardens,
iddings,
e, easy,
20,000
d \$4.75
k guar-
est.

port, Ia.

starbol
rdcns

**d Rock
Plant**

..... \$1.00
..... 1.00
..... 1.00
rent) 2.00
..... 1.00

amed
dioli 3.00

ndpla, Ind.

BIRDS

15.00
\$1.00
4.00
6.00
7.00
\$30.00
o you
\$15.00
\$25.00
our order.

Bird Letter
DA, Calif.