

# The American Home

10¢

- DECORATING IDEAS
- HOSTESS IDEAS
- GAME ROOMS
- TABLE DECORATIONS



NOVEMBER :: 1932

YOU CAN REPRODUCE THIS ROOM IN EVERY DETAIL



## Distinguished New Novels

# This Fall's Most Interesting List of Books

If you have time for only a limited number of books each year, we believe that you'll find this page a reliable guide to your selections for 1932, and to entertaining reading which you will not soon forget.

## DOUBLEDAY, DORAN



*A TIP:* If you'd like to read, or to give away, the most delightfully different garden book ever written, get this fascinating story of garden adventures by the author of "Evensong."

**DOWN THE GARDEN  
PATH**

by Beverley Nichols

Charmingly decorated by Rex Whistler. \$2.50

**ELLEN GLASGOW**  
*THE SHELTERED LIFE*



A book of great power, beauty and depth of emotion which has been called "the finest American novel since 'Death Comes for the Archbishop.'" To read it is a rich emotional experience. \$2.50

**V. SACKVILLE-WEST**  
*FAMILY HISTORY*

In this beautiful and poignant novel the author of "The Edwardians" writes of the making of English gentlemen. \$2.50

**MARGARET KENNEDY**  
*A LONG TIME AGO*

A novel about a notorious scandal which no one would believe. Wittily told by the author of "Return I Dare Not." \$2.00

**ISA GLENN**  
*EAST OF EDEN*

The author of "Transport" writes of a genius whose beauty kept her out of Eden. \$2.50

**MATHILDE EIKER**  
*BRIEF SEDUCTION OF EVA*

Eva was Frederick's "fact of life." A sparkling novel by the author of "The Senator's Lady." \$2.00

**KATHLEEN NORRIS**  
*TREEHAVEN*

Kathleen Norris' most personal story; a novel of blind youth in the chaos of today. \$2.00

**E. BARRINGTON**  
*ANNE BOLEYN*

The gay, doomed wife of Henry VIII is the young heroine of this new romance by the author of "Glorious Apollo." \$2.00

**FRANK SWINNERTON**  
*THE GEORGIAN HOUSE*

An exciting, richly colored novel; the first book in three years from the distinguished author of "Nocturne." \$2.50



**DENIS MACKAIL**  
*PENINSULA PLACE*


Adventures of the charming couple who began life together in "Greenery Street." \$2.00

**CYRIL HUME**  
*MY SISTER MY BRIDE*

A memorable novel of love's complexities, by the author of "Wife of the Centaur." \$2.00

**HUGH WALPOLE**  
*THE FORTRESS*

"Takes rank with the great English novels from Tom Jones to the present."—Buffalo News. Successor to "Judith Paris" and "Rogue Herries." \$2.50



## Important Non-Fiction

**Gen. Peyton C. March**  
*THE NATION AT WAR*

Frank revelations by the Chief of Staff, U. S. Army, during the World War. Absorbing war memoirs. Illus., \$3.00

**B. J. Hendrick** *THE LIFE  
OF ANDREW CARNEGIE*

A vivid biography of the "Ironmaster," which reflects the story of all capitalistic America. By the author of "The Life and Letters of Walter H. Page." 2 vols., \$7.50



**George E. Sokolsky**  
*THE TINDER BOX OF ASIA*

Recommended as the one book which gives to thinking Americans all they need to know about the East today. Illus., \$2.50

**Lothrop Stoddard**  
*LONELY AMERICA*

A startling book which answers the question: what does the world think of America? \$2.50

## Crime Club Special Recommendations

**H. C. BAILEY** *THE  
RED CASTLE MYSTERY*

Joshua Clunk, "the modern Sherlock Holmes," untangles a murder at gloomy Luel Castle. \$2.00


**PHILIP MACDONALD**  
*ROPE TO SPARE*

An exciting new Lieutenant Gethryn detective novel by the author of "The Mystery at Friar's Pardon." \$2.00





*useful  
dependable  
indispensable*



# The Britannica is the Standard Encyclopaedia of the World

WITHOUT a doubt, the new Britannica, placed where neighbors may see it, lends a tone of quality to your home.

*The only reason, however, for owning the new Britannica is its usefulness.*

Usefulness is the single test of its value to you. And usefulness is the supreme characteristic of the Fourteenth Edition.

How widely useful is the Britannica cannot be fully expressed in one advertisement nor in a hundred. Along with the century and a half of service earlier editions of the Britannica have enjoyed, the fact that in every country many sets of the latest Fourteenth Edition continue to be bought each day is striking evidence that people buy the Britannica because they need it.

It is, as thousands of letters declare, the most useful set of books in the world.

## The Britannica is Dependable

To be wise is to know where to get information. The Britannica gives its owners assurance that within reach is about all the information they will ever need.

Owning the Britannica, you are not liable to face new problems with "that sinking feeling." You are supported by the highest living authorities. You are served by the knowledge of 3,500 of the world's leading thinkers and doers.

**Mrs. Nellie Taylor Hiley,**  
*Hoquiam, Wash.*

"No work like the Encyclopaedia Britannica, anywhere. It is the last word in deciding, and in argument. The last word in educational value. We have gotten our money's worth long ago."

**Willis A. Sutton,** *Former President,*  
*National Education Association*

"One of the great virtues of the new Britannica is its unassailable authoritative character."

## The Britannica is Indispensable

"I could not get along without it" are the words of men and women everywhere. This is not surprising once you learn how closely the Britannica enters into your life from day to day.

An item of news needs clarification, a dress needs expert mending, a child is suddenly ill and the doctor delayed, a problem of percentage faces a taxpayer, a conversation requires the accuracy of authority, a contract needs the history of the law, a motor needs repairing, a roast is to be carved—one can turn confidently to the Britannica for help and the solution of these and almost every other conceivable human problem. The new Britannica is indispensable to progressive people.

## \$5 Down and \$5 a Month

Considering its completeness, the quality of its text, illustrations and its authority, the Britannica is the least expensive encyclopaedia you can buy. But for how long it will be available at the present low price no one knows. The shrewd man is the one who buys today. Our easy payment plan gives you the opportunity of using the Britannica while you are paying for it in small installments. As little as \$5 delivers the new Britannica to you.

## Send for Free Booklet Now

We will send you a large booklet free, rich in color plates, maps and sample pages, and containing a full description of the 24 volumes of the Britannica, its 3,500 contributors, the 15,000 illustrations, many in color, and its 500 maps. You will learn about the low prices and easy payments. Mail coupon now. No obligation.



**ENCYCLOPAEDIA BRITANNICA, INC.**  
342 Madison Avenue, New York City

Please send me, by return mail, without obligation, your new illustrated booklet with color plates and maps from the latest Britannica, together with low price offer representing a saving of many dollars. 2-A.H.-F-2

Name.....

Address.....

City..... State.....

**SEND FOR NEW FREE BOOKLET TODAY**





IF YOU'RE REALLY ECONOMIZING THIS YEAR... YOU WON'T LET ANOTHER DAY PASS WITHOUT **OZITE CUSHIONS** UNDER YOUR RUGS!

If you don't have Ozite—you pay for it!  
If you do have Ozite—it pays for itself!

FIGURE it any way you choose—it costs more not to have Ozite than it does to buy it... especially now since the price has been reduced so low! Remember that Ozite doubles the life of rugs—cuts your bills in half. At the same time Ozite makes even your oldest rugs feel softer than new. Let Ozite show you how to enjoy being thrifty.

**But be careful about imitations**

Naturally after Ozite's great success there have been imitations. Many of these mat down, form lumps and cause rugs to wear out sooner. So refuse anything but genuine Ozite that stays lastingly soft. Made of sterile animal hair. MOTHPROOF. OZONIZED. GUARANTEED TO SATISFY. For your own sake, look for the name Ozite impressed on every cushion.

**Ozite**  
REG. U. S. PAT. OFF.  
**RUG CUSHION**

There is only one "Ozite"—Look for this trade-mark

CLINTON CARPET COMPANY Merchandise Mart, Chicago, Ill. AH112

Please send me a FREE sample of OZITE Rug Cushion. Also free booklet, "Facts You Should Know About the Care of Rugs and Carpets."

Name \_\_\_\_\_  
Address \_\_\_\_\_  
City \_\_\_\_\_ State \_\_\_\_\_

# Start Early

## TO PLAN FOR THE YEARS TO COME

Gainful employment is not easily found after middle life. Fortunate is the man or woman who can retire on a guaranteed income.

The surest form of self-pension is an Annuity contract with a strong life insurance company. A check for an unfailing amount reaches you on time no matter how long you live.

You can buy an Annuity outright if you have a fund now available. If not, purchase it on easy payments through our new **RETIREMENT ANNUITY POLICY**.


Choose the age at which you intend to retire. Spread premium payments over the intervening years. Regular saving is encouraged and you carry your program through.

No investment problems, either now or in later years. A high income yield, not subject to reduction.

No medical examinations.

### YOU WILL WANT TO KNOW—

What cash value if I withdraw?  
May I borrow all or part of this?  
May I have a lump sum at retirement instead of the monthly income?  
Suppose I want to retire earlier than the date at first selected?  
What happens if I do not live to the retirement date?  
Or, if death occurs thereafter, before I have received much income return?  
Is it possible to add greater death benefits if I need life insurance later?  
What provision is made if I should become entirely disabled?



For each of these queries the policy has a good answer

# The Prudential Insurance Company of America

EDWARD D. DUFFIELD, President HOME OFFICE, Newark, N. J.

**MAIL THIS**

**COUPON FOR DESCRIPTIVE BOOKLET**

Name..... Age.....  
Address.....  
.....

Does more things easier, better



Mixes  
Mashes  
Whips  
Creams  
Stirs  
Beats  
Extracts  
Fruit Juice  
Chops  
Grinds  
Blends

## Why Women Prefer MIXMASTER

**It's Handy** Always ready to use. Nothing to put together or take apart, before or after using. Juicer fits on top and can be left there permanently.

**It's Thorough** Does the whole job alone. Stands by itself—nothing to hold, adjust or turn. Bowls revolve automatically. The hands are always free.

**It's Mechanically Right** The beaters are scientifically set in fixed relation to both bowls. No particle of mixture can escape them.

**It's Versatile** Helps with every part of the meal. Mashes potatoes, makes mayonnaise (with the clever salad oil-dripper), beats eggs, whips cream, stirs batter, juices fruits, mixes drinks (use a single beater). Four speeds—for all types of mixing.

**It's Clean** Motor enclosed and dirtproof. Tips back to let the beaters drain, so no mess when mixing is done. Beaters clean themselves.

**It's Quiet and Powerful** Runs silently—no racket or clatter. Plenty of power.

**It's Complete** Two lovely green mixing bowls—one of generous size, one small and convenient for little jobs; sanitary green juicer bowl with adjustable spout; convenient oil-dripper for salad dressing; ball-bearing bowl platform; generous length of cord.

**It's Good Looking** Compactly designed and artistically finished—all ivory and chrome, with jade green bowls.

**It's Better** It's a real help in the kitchen. So easy to use and always ready to use. Mixmaster is definitely superior.

**And Now** The marvelously efficient Food Chopper and Meat Grinder Attachment, and the quick-working automatic Can Opener Attachment and Knife Sharpener, to make it even more helpful and versatile. It's a whole staff of servants in itself.

See Mixmaster at your electric light company or dealers. If not there write Chicago Flexible Shaft Co., 5607 Roosevelt Rd., Chicago. 42 years making Quality products. Mixmaster is one of

## Sunbeam THE BEST ELECTRIC APPLIANCES MADE

### Every Home Should Have MINNEHAHA HUMIDIFIER radiator shields

Exceptional moisture-supplying capacity attained through scientific construction with special wick arrangement. Indorsed by physicians for health and comfort—by interior decorators for protecting furniture, woodwork and walls. Pays for itself in fuel saving. Convenient lengths. Write for literature and prices to

SPECIALTY MFG. COMPANY St. Paul, Minn., U. S. A.



### 130 Complete House Plans The Book of Beautiful Homes "A NEW EDITION"



FREE ESTIMATING SERVICE with this amazing collection of latest designs in American, Spanish, English and Colonial Homes, costing from \$5000 to \$50,000. Each design on a page 9" x 12". Edition limited.

Pay postman \$1.00 on delivery, plus postage.

Andrew C. Borzner, Architect 719 Walnut Street, Philadelphia, Pa.



THE breaking waves dashed high  
 On a stern and rock-bound coast.  
 And the woods, against a stormy sky,  
 Their giant branches tossed;  
 And the heavy night hung dark  
 The hills and waters o'er,  
 When a band of exiles moored their bark  
 On the wild New England shore.

FELICIA D. HEMANS



## Contents

National Edition

NOVEMBER, 1932

Vol. VIII, No. 6

Cover Design by Lurelle Guild	
All set for the Big Dinner	272
We Hadn't Much Money	273
We Go Shopping for Our Thanksgiving Table	276
The American Home Opens a Decorating Class	278
Two Tables of Bridge	Elizabeth H. Russell 279
Insulating for Heat and Cold	Lurelle Guild 280
When You Give a Formal Dinner	Jeannette Young Norton 282
Three Quick, Delicious Monday Dinners	283
Two House Plans	284
Here Are the Prize Winners!	285
Why Not Start Collecting Fine Prints?	286
Tell Them a Story Every Night	288
Children Love to Go to Parties	289
Men Want Pie!	290
Do You Find It Difficult to Make Them Eat Heartily?	291
Keep Your Hands White and Smooth	292
Every Little House Wants New Window Dressings for Thanksgiving	Catherine Roe Irby 293
A Page of Ideas for the Woman Who Makes Her Own	295
Placing the Stones for a Rock Garden	E. C. Stiles 296
The Pruning of Roses	E. Bade 297
Give Your House a New Lamp for Thanksgiving	298
Why Not Fix Up Your Cellar into a Winter Game Room?	299
New Bedspreads Are Smart but Inexpensive	300
To Outwit the Mole	Romaine B. Ware 302
Don't Let Your House Run Down	Roger B. Whitman 304
Wallpaper in a Sample Book Looks Different on the Wall	A. Louise Fillebrown 301
Dollar Ideas for American Homemakers	307
The American Home Clears an Aisle for the Month's Best Bargains	308
Garden Facts and Fancies	Leonard Barron 310



Meet  
 some of our  
 friends!

New Milford,  
 Conn.

The 177-year-old home of Mr. Francis W. Sheaffer

Our readers would like to see your home too—won't you send a photo or snapshot of your home or garden to the Editor?



Corona,  
 Calif.

The home and family of Mrs. Norman C. Kelley



Baltimore,  
 Md.

The home of Mr. John M. Spence



Hyde Park,  
 Cincinnati,  
 Ohio

The home of Mrs. C. P. McLaughlin

Our cover: The walls and plant window frame are papered with a new wall-paper that looks like pine panelling, even to the knots. Whitney reproductions in maple cost as follows: table, \$19.75; chairs, \$6.95 each; settee, \$12.75. The chintz used at window costs 69¢ a yard; the pottery ranges from 59¢ to \$5.95, and the plaid mats on the table cost \$3.98 a set

DOUBLEDAY, DORAN & COMPANY, INC., GARDEN CITY, NEW YORK; PUBLISHERS OF COUNTRY LIFE, THE AMERICAN HOME, SHORT STORIES, LE PETIT JOURNAL, EL ECO, WEST, MYSTERY NOVELS MAGAZINE, STAR NOVELS MAGAZINE, THREE LOVE NOVELS.

BOOK SHOPS (BOOKS OF ALL PUBLISHERS): NEW YORK: LORD & TAYLOR; PENNSYLVANIA TERMINAL; 1 WALL ST.; GRAND CENTRAL TERMINAL; 50 E. 42ND ST.; 53 E. 44TH ST.; 105 E. 57TH ST.; 370, 420, 526, AND 819 LEXINGTON AVE.; 31 NASSAU ST.; PHILADELPHIA: BROAD STREET STATION

BUILDING: CHICAGO: MANDEL BROTHERS; ST. LOUIS: 310 NORTH 8TH STREET, AND 4914 MARYLAND AVENUE; SPRINGFIELD, MASS.: MEEKINS, PACKARD & WHEAT; SYRACUSE, N. Y.: DEY BROTHERS & CO.

OFFICES: GARDEN CITY, NEW YORK; NEW YORK: 244 MADISON AVENUE; BOSTON: PARK SQUARE BUILDING; CHICAGO: PEOPLES GAS BUILDING; CALIFORNIA: SANTA BARBARA; LONDON: WM. HEINEMANN, LTD.; TORONTO: DOUBLEDAY, DORAN & GUNDT, LTD.

OFFICERS: F. N. DOUBLEDAY, CHAIRMAN OF THE BOARD;

NELSON DOUBLEDAY, PRESIDENT; RUSSELL DOUBLEDAY, VICE-PRESIDENT; JOHN J. HESSIAN, TREASURER; LILLIAN A. COMSTOCK, SECRETARY; L. J. MCNAUGHTON, ASSISTANT TREASURER.

COPYRIGHT, 1932, BY DOUBLEDAY, DORAN & COMPANY, INC. ALL RIGHTS RESERVED. TITLE REGISTERED IN U. S. PATENT OFFICE. SUBSCRIPTION \$1.00 A YEAR; FOR CANADA, \$1.50; FOREIGN, \$2.00. ENTERED AS SECOND CLASS MATTER AT GARDEN CITY, NEW YORK, UNDER THE ACT OF CONGRESS, MARCH 3, 1879.





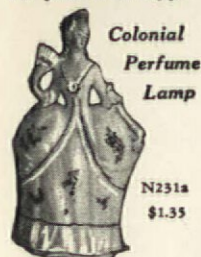
# Gifts

by Mail from  
**Old Salem,**  
unusual & low priced

To get the most charming Christmas gifts, to save time, trouble and money, do your Christmas shopping with Daniel Low. How much pride you will take in gifts that come direct from Old Salem—nicely boxed from the most famous Treasure House of Gifts in America—and how pleased you will be at the low prices.

In our catalog are the nicest things and the newest things—hundreds of them under a dollar. The biggest assortment you'll find anywhere. The best way to enjoy your Christmas shopping, to get just what you want, and to get the most for your money. 112 pages of the world's choicest gifts to select from without hurry, fatigue, worry, or traveling expense.

Send the coupon or mail a post card today for your free copy.



Colonial  
Perfume  
Lamp

N231a  
\$1.35

So quaintly old in costume, so new and practical in use. Hand decorated china maiden, 7 1/4 in. high with pocket in bouffant skirt for perfume. Warmth from light diffuses fragrance. Complete with electric cord, socket and bulb.



**Pouch Compacts**  
In non-tarnishable fish scale mesh with plain enamel tops in smart fall colors and evening shades. Loose powder device with mirror and puff. NN 232a \$1.00



**Perfume Bottles**

Adorable little diamond-cut glass perfume bottles 1 1/2 in. high, with ground glass stopper and long droppers. In sparkling pastel shades. NN 236a 2 for \$1.00



**Pewter Sugar and Cream in One**



**Door Knocker**  
Colonial design with heavy brass finish. 5 1/2 in. in length. Z 163a \$2.00

Sugar "bowl" fits in top of pitcher—is removable. Cover fits down tightly preventing sugar from spilling when pouring cream. Holds 1/2 pt. with bowl in pitcher. F20a \$1.75

INTERESTING ILLUSTRATED CATALOG FREE

A Faithful Scottie to Hold His Pipe



Well modeled in antimony, this bright little Scottie serves as a pipe holder. Z447a Non-tarnishable \$1.00 With a good briar pipe \$1.85

The coupon below (or a post card) will bring your catalog free. Mail it at once so as to have plenty of time to look through the book and make your selections.

MAIL THIS COUPON

**DANIEL LOW & CO.**  
Established 1867  
207 ESSEX STREET .. SALEM, MASS.

Please send Catalog showing the newest in  
Diamonds Leather Goods Toilet Sets  
Jewelry Table Silver China and Glass  
and your Advance Booklet of Interesting and Inexpensive Novelties, Greeting Cards, Gift Wrappings


Name \_\_\_\_\_  
Address \_\_\_\_\_  
City \_\_\_\_\_ State \_\_\_\_\_

# HE REIGNS SUPREME . . . HIS KINGDOM, OUR KITCHEN

From daylight till dark, the savory domain just beyond our dining room bustles with orderly activity. Rich broths simmer in gleaming stock-pots. Ribs of beef and juicy hams bake in deep, hot ovens. In one corner is the fragrance of apple pie; in another, the aroma of fresh-brewed coffee. And reigning over this kingdom is an amiable sovereign — our chef.\*

Like a wise general, he marshals his forces at dawn. In fact, hours before you leave your good Statler bed, he has distributed his carefully-planned menus to the cooks at their various stations . . . issued explicit orders for the day's work . . . and conferred with all his assistants.

And then, through a busy morning and crowded afternoon, he keeps a trained eye on everything. He watches the roasts as they come to a golden brown . . . tastes the sauces and salad dressings . . . samples the vegetables. For, you see, he's determined that nothing shall leave his kitchen unless it meets the high standard of Statler cooking.



And because he's an efficient manager, as well as a famous chef, everything moves on schedule in his department. That's why Statler food comes to you hot when it should be hot, cold when it should be cold—in a word, deliciously prepared, perfectly served.

To his genius for devising menus that abound with your favorite dishes . . . and his expert supervision . . . we owe much of our reputation for mastering the art of American Cookery. And we're proud of him. He, in turn, is proud of his contribution to Statler service. For, like all our employees, his ambition is to please and to satisfy the thousands who come to our hotels month after month to dine — and to be housed.

\*73% of Statler stockholders are employees.

# HOTELS STATLER

where "The guest is always right"

BOSTON BUFFALO  
CLEVELAND DETROIT ST. LOUIS  
in NEW YORK, Hotel Pennsylvania

## No more scrubbing toilet bowls

Who would scrub and scour a toilet bowl when there is an easy, pleasant way to keep them spick-and-span? It used to be the meanest household chore. Now Sani-Flush makes toilet-cleanliness simple and sure.

Sprinkle a bit of this anti-septic, cleansing powder into the closet bowl (directions are on the can), then flush the toilet. Instantly the bowl is clean and bright and sanitary. The hidden trap, that's beyond the reach of the cleaning brush, is purified and safe. Sani-Flush can't harm the plumbing.

At grocery, drug and hardware stores, 25c. (Another use for Sani-Flush—cleaning automobile radiators. See directions on can.)



## KNITTING WOOL RUG YARNS

Priced Card of 400 Samples—FREE  
BOUCLÉ YARN For Knitted Suits  
2oz. Skein, 50c—Card of 50 Samples FREE  
40 SMALL SKEINS GERMANTOWN \$1.00  
ASSORTED BRIGHT COLORS  
Colonial Yarn House, 1231-K Cherry St., Phila., Pa.

### LOVE BIRDS

3 PAIRS FOR \$9.95

- 1 pair Green Love Birds
- 1 pair Yellow Love Birds
- 1 pair Blue Love Birds

SPECIAL PRICE \$9.95 for all 3 pairs shipped safely to you

Also Finches and Wonderful Singing Canaries

ILLUSTRATED CATALOG FREE TO BIRD LOVERS  
BIRD HAVEN R. F. D. 2, Reseda, Cal.

### KEEP LAMP & RADIO WIRES OFF FLOOR

NEW EASY WAY  
A neat job instantly. No damage to woodwork. No tools needed. Set of eight colored clips to match your cords. 10c.

JUSTRITE PUSH-CLIP

Fits Back of Moulding  
If your 10c store or hardware dealer cannot supply you, mail stamps to us.

JUSTRITE MFG. CO., 2072 Southport Ave., Chicago, Ill.

### POHLSON Packaged GIFTS

Twelve Rainbow Logs \$1.00

No. 5601—Tied with shimmering ribbon and each filled with fairy fuel. One placed in your open fire will give the colorful rainbow effect of burning driftwood for an entire evening.

Gift Book FREE  
Send for it. Filled with inexpensive Christmas gifts for young and old. All beautifully packaged. Sent postpaid.

POHLSON'S Pawtucket, R. I.  
214 Main St. Established 1895





NEW

**COMFORT FOR THE AMERICAN HOME**

AMERICAN HOME readers will welcome this unique Six-Way Pillow. Here's a choice of 6 separate, restful positions for tired business men and women . . . or just plain tired people. The Six-Way Pillow fits into the curves of the back with caressing softness . . . holds firmly in place without slumping.

If you like to read in bed . . . position No. 3 will keep you reading far into the night. If you're one of those lucky people who breakfast in bed . . . here's luxurious comfort. Any one of the six positions give invalids and convalescents restful relief from lying flat on the back. It

supports the back and shoulders firmly, yet is soft enough for perfect comfort for hours at a time.

A Six-way Pillow ought to be in every American Home . . . on the bed, davenport or studio couch . . . on the porch glider or even on the floor. It comes in a variety of colors and fabrics. There's a handle to carry it about. An adjustable tape makes it softer or harder as desired.

*Barcalo*  
**SIX-WAY  
PILLOW**  
*filled with comfort*  
PATENT PENDING

Here's six pillows all in one . . . at less than the cost of an ordinary bed pillow. Don't you want one? At your department or furniture store. Barcalo Manufacturing Company, Buffalo, New York.

**6 WAYS TO BE COMFORTABLE**



*For reclining*




*Summer lounging*



*Reading in bed*



*Sitting upright*



*For the small child*



*Ease for tired back*

**SOME OF THE LEADING STORES FEATURING THE SIX-WAY PILLOW**

AKRON, OHIO, Akron Dry Goods Co. M. O'Neil Co.  
ALBANY, N. Y., W. M. Whitney & Co.  
ALBUQUERQUE, N. M., Geo. C. Scheer Co.  
ATLANTA, GA., Haverty Furn. Co.  
AUGUSTA, GA., Eubanks Bros.  
AUSTIN, TEXAS, Swann-Schulle Furn. Co.  
BINGHAMTON, N. Y., Fowler, Dick & Walker  
BRIDGEPORT, CONN., Howland Dry Goods Co.  
BROOKLYN, N. Y., Abraham & Straus, Inc.

BUFFALO, N. Y., Adam, Meldrum & Anderson Co.  
J. N. Adam & Co.  
E. W. Edwards & Son  
Flint & Kent  
Jeffrey Fell Co.  
S. O. Barnum & Co.  
BOSTON, MASS., R. H. White & Co.  
The Shepard Stores  
Jordan-Marsh Co.  
CINCINNATI, OHIO, Alms & Doepke Co.  
H. S. Pogue Co.  
CLEVELAND, OHIO, Halle Bros.  
The May Co.  
The Higbee Co.

COLUMBUS, OHIO, F. & R. Lazarus Co.  
DAVENPORT, IOWA, Peterson-Harned-Von Maur  
DAYTON, OHIO, Rike-Kumler Co.  
DES MOINES, IOWA, Younker Bros.  
DETROIT, MICH., J. L. Hudson Co.  
D. J. Healy Shops  
EVANSVILLE, IND., Spiegel Furniture Co.  
GRAND RAPIDS, MI., P. Steketee & Sons  
HARRISBURG, PA., Pomeroy's, Inc.  
HARTFORD, CONN., G. Fox & Co.  
KANSAS CITY, MO., Emery, Bird, Thayer Co.  
Geo. B. Peck Co.

KNOXVILLE, TENN., S. H. George & Sons  
INDIANAPOLIS, IND., L. S. Ayres & Co.  
LANSING, MICH., F. N. Arbaugh Co.  
LARAMIE, WYO., W. H. Holliday  
LOS ANGELES, CAL., Robertson Co.  
The May Co.  
Barker Bros., Inc.  
Coulter Dry Goods Co.  
Broadway Dept Store, Inc.  
LOWELL, MASS., Bon Marche Dry Goods  
A. G. Pollard Co.  
LINCOLN, NEB., Miller & Paine, Inc.  
LOUISVILLE, KY., Stewart Dry Goods Co.  
MADISON, WIS., Harry S. Manchester

MILWAUKEE, WIS., Gimbel Bros.  
MINNEAPOLIS, MINN., The Dayton Store  
L. S. Donaldson Co.  
NEW ORLEANS, LA., Silverstein's Dept. Store  
D. H. Holmes Co.  
NEW HAVEN, CONN., Edward Malley Co.  
NEW YORK, N. Y., John Wanamaker  
Bloomingdale's  
NEWARK, N. J., Hahn & Co.  
NORFOLK, VA., Ames & Brownley, Inc.  
OAKLAND, CALIF., H. C. Capwell Co.  
OGDEN, UTAH, Boyle Furniture Co.

OMAHA, NEBR., Orchard & Wilhelm Co.  
PEORIA, ILL., Block & Kuhl  
PHENIX CITY, ALA., T. W. Britton  
PHILADELPHIA, PA., John Wanamaker  
PITTSBURGH, PA., Kauffmann's  
PROVIDENCE, R. I., Callender McAuslin & Troup Co.  
RALEIGH, N. C., Boylan Pearce Co.  
RICHMOND, VA., Miller & Rhoads, Inc.  
ROCHESTER, N. Y., Sibley-Lindsay & Curr Co.  
ROCHESTER, MINN., Rubenstein & Co.

SAN FRANCISCO, Capwell Emporium  
SANTA BARBARA, CA., Trenwith, Inc.  
SANTA FE, NEWMEX., Beacham-Mignardot Co.  
SAVANNAH, GA., Tibberton Studios  
SCHENECTADY, N. Y., H. S. Barney Co.  
ST. LOUIS, MO., Famous-Barr Co.  
Scruggs Vandervoort Barney Co.  
ST. PAUL, MINN., The Golden Rule, Inc.  
SOUTH BEND, IND., Geo. Wyman & Co.  
SCRANTON, PA., Scranton Dry Goods Co.  
SPRINGFIELD, MASS., Forbes & Wallace, Inc.

SYRACUSE, N. Y., Dey Bros. & Co.  
TERRE HAUTE, IND., Root Dry Goods Co.  
TOLEDO, OHIO, The Lasalle & Koch Co.  
TOPEKA, KANS., Warren Crosby Co.  
TRENTON, N. J., H. M. Voorbees & Bro.  
TROY, N. Y., Wm. H. Freat & Co.  
UTICA, N. Y., Robert Frazier, Inc.  
WHEELING, W. VA., Stone & Thomas Co.  
WICHITA FALLS, TEX., Perkins, Timberlake Co.  
WORCESTER, MASS., C. T. Sherer Co.  
Denholm & McKay Co.





Dana B. Merrill

## All set for the big dinner

We set up this table to prove that a distinguished table need not necessarily be expensive. Our centerpiece is one of those old-fashioned cake stands, laden with fruits of the season, the base surrounded by a mound of flowers, autumn and laurel leaves. The dinner cloth is a Quaker Lace cloth that costs only \$6.95 in the 72" x 108" size. The dinner service is the "Dorchester" design described on page 277 and which costs only \$14.97 for a complete dinner service for eight. Flat silver is the "Hunt Club" design by Gorham, the pineapple pressed glass from Fostoria costing \$3.00 a dozen for the goblets and 60¢ each for the candy compotes. Dinner cloth courtesy Stern Bros.; china, courtesy of R. H. Macy & Co.; silver, courtesy of The Gorham Company; and crystal, courtesy Fostoria Glass Co.





The richness of the living room depends on color rather than furnishings. Walls are chocolate-brown, all accessories and lamps dead white, and furniture coverings in rosewood velvet, gold and antique green damasks

All photographs by Richard Averill Smith

## We hadn't much money— so we used ideas and enthusiasm instead!

**T**HIS is a true story with a happy ending. You see we hadn't much money, or rather we were moving from a tiny apartment to a nine-room house and had to spread what money we had mighty thin, so we jolly well had to mix it with plenty of ideas, boundless enthusiasm, and get our effects with color instead of rich furnishings. Now I wonder if you perhaps do not feel the way I do when I see the trite, time-worn statement that charm is a matter of taste, not money? It is true, of course, but somehow they always forget to tell us how it is done. From my own experience I know that it can be done, but I know too that it is composed of taste, ideas, and plenty of back-breaking labor. But after it is all done and we proudly summon in the neighbors to behold the miracle, all the hard work resolves itself into a labor of love, and we discover there simply isn't any greater fun in the world than transforming a drab, colorless house into a charming home with our own two hands!

"How can you even consider so seedy and hopeless a house, even if they do

make you the generous allowance you asked for redecorating it yourself? You are clever, but nothing less than a miracle could transform that run-down place into a real home. Let's get along with less room and more cheer." Thus wailed the family. And frankly, it was pretty discouraging. However, I knew I couldn't pay for charm ready-made. I wanted a real home for the first time in my life, with enough room for children, a cat and a dog, and a garden. And underneath all the drabness I could imagine it a charming, livable home in spite of their pessimism, so with stout hearts we set to work.

The living room and dining room were papered with what had once been a good Japanese grass-cloth paper, but so streaked and faded was it, there seemed nothing to do but peel it all off and start over. This meant calling in outside help, and it wasn't for that I had planned. So I experimented a bit, and using a chocolate brown paint, blithely painted right over the old paper. The result was a dark rich wall with a lovely texture, for the grass

### Before and After Taking





The walls of this room are a pale robin's egg blue, the floral patterned draperies and rug in mauve, greens, violet and rosewood. Accessories pick up these colors, making a room that is in no sense the ordinary "blue" room



cloth beneath the paint gave an effect very much like monk's cloth or burlap would look in dark brown—rich, warm and a lovely background for our prints, pictures, and books. The radiators too, being old and very prominent, were covered with this same brown and only bits of the ivory woodwork needed touching up. With twelve dollars worth of the cheapest pine lumber, we built book-

shelves from floor to ceiling at both ends of the room, and a little shellac over the knot holes and ivory paint produced a job any professional carpenter might be proud of.

The dining room, too, was finished this same way. Since the living room and dining room open off a small hall, one color scheme in both rooms gave us a greater effect of space than two separate colors would have done. The chintz curtains in both rooms have an ivory background with a feather pattern in brown monotones, and these we edged with a deep brown to give them more character and dignity than one usually gets by using chintz. You will see from the photograph, that we hung them perfectly straight, for the windows are really too small for so large a room and we wanted richness and dignity rather than coziness in this room used by all the family. It might interest you, by the way, to know that the windows are actually only 4' 2" high, yet treated in this way one would hardly know it, would they? Window shades were eliminated


because they too tend to shorten a window, and the draw curtains are far more satisfactory anyhow.

Now if the dark brown walls give you the idea that the room is dark, let me shatter that illusion. The brown is a very warm chocolate-brown, and with black and white prints, two lithographs in brown monotones with dull silver frames rubbed until they are almost white, dead white accessories, golds, greens, and rosewood in furniture coverings, the effect is far from dark, but rather glows with richness as well as being really smart.

The bedrooms were all done in ivory, nice enough but not exactly inspired. Now in describing their colors, I beg you to imagine tints, not colors, for in every case we bought ready-mixed paint the color we wanted, but mixed them with oils until we got soft, delicate tints, so that one never feels that one is in a blue room, or a yellow room. One bedroom is done in a pale robin's egg blue, the woodwork ivory. Chintz draperies with a pale mauve background and a floral pattern in soft apricot, violet, blue, and greens were used, and edged with a plain dull blue pleated chintz to match a blue taffeta spread. The corner dressing table is made of this same chintz, with an overdrape of plain mauve chintz, edged







Ivory-white walls and woodwork painted sage-green make a simple, restful background for a child's room. A rag rug in green plaids and holly berry chintz on an ivory ground, with accessories in red are gay and cheery

with ball fringe and caught up with tiny bows of narrow rosewood velvet ribbon. Lamps of stretched apricot silk on amber candlesticks pick up the colors in the chintz. The rug, too, is a large flower scroll pattern, for the large expanse of blue wall needed more warming than the chintz draperies alone could give. French prints, passe partouted in green and gold bindings, a chaise longue in antique green

that is almost gold, a desk lamp and chair in plain rosewood color, complete a room built around robin's egg blue that is not in any sense the usual "blue" bedroom.


Might I stop here long enough to tell you that one of the easiest and most successful ways of planning a color scheme is to use the same tones you find in a chintz? It is their many soft colorings, beautifully blended, that make them so

much more attractive than one or two-color fabrics, and if you too will build a room around them, the result will be a much more pleasing and livable room than a dogged two-color scheme that gets very tiresome when one has to live with the same colors many seasons. You will have a room much more subtle and livable by following this simple recipe for color schemes. (Continued on page 305)

A guest room that is only 7' x 10' was given the effect of more space by simple furniture arrangement and clear yellow painted walls



Both ceiling and side walls were papered to take away the glaring whiteness of these old and obsolete bathrooms






# We go shopping for




Fine white damask cloth \$16.50  
Of famous John Brown weave which guarantees quality, this dinner cloth is 2 x 2½ yards with eight napkins. Courtesy B. Altman & Company



Flat silver in the new Empress design is very smart indeed  
This sterling silver service is made by the International Silver Company. The dinner knives and forks cost \$3.90 each, the soup spoon, \$3.35. Other pieces are priced accordingly and are of excellent value. The design combines dignity and charm



Charming new topaz glassware in a complete service  
Tall goblets, \$6.50 a doz., high sherbets, 12 oz. footed iced-tea glasses, \$6.50 a doz. Fingerbowls and matching plates, \$9.00 a doz. They are made by Fostoria and delightful simplicity and loveliness are embodied in each piece. A close-up of the goblet is shown at the right of the group



Café au lait, drawwork luncheon set  
This 17-piece heavy linen luncheon set, with drawwork border and fringed edge is only \$13.50. Eight napkins, an 18" x 45" runner, and eight doilies make up the set. Courtesy Stern Brothers



Engraved, crystal stemware priced at \$3.00 per dozen  
This lovely stemware is indeed a good value. Goblets, sherbets, footed iced-tea, water, orange juice, and beverage glasses are all \$3.00 a dozen. They are gracefully shaped and attractively designed. Courtesy B. Altman & Co.



Inexpensive heavy Sheffield ware  
The turkey platter, 19" costs \$11.74, the covered vegetable dish, \$11.74, the gravy boat and stand, \$6.94. All by courtesy of R. H. Macy & Co.



# our Thanksgiving Table

China has never been so varied in pattern and low in price. The tariff has raised the valuation on silver, but prices are still at a level where you should stock up for future generations. Linen and crystal are more elegant and distinguished but also reasonably priced.



Dinner service for 12, \$29.50  
A Leigh Pottery dinner service in cream-white with gold stripes and gold handles. Simple fluted shapes of great distinction, quite modern in effect. Courtesy Stern Bros.

Photographs by  
Dana B. Merrill



A service for after-dinner coffee  
Watson silver, after-dinner, 3-piece coffee service. Cut glass tray with silver rim. After-dinner coffee cups are Theodore Haviland's Antique Blue Peony design in a lovely rich blue, white, and gold



Early American views on this china  
Historic, Early American views in naive colors and attractive fluted edges make this dinner ware attractively new. A 53-piece set costs \$39.00. Haviland china, by courtesy of Bloomingdale's



94-piece Haviland china dinner service, \$79.50  
The exquisite design on this "Liberty" Haviland dinner set is of the finest grade of china, with a cream basket weave border and gold handles. Detailed view of the dinner plate is given at the left. This dinner service is by courtesy of the Theodore Haviland Company



Dinner service for six costs \$28.95  
A fifty-piece dinner service for six in English Tokio pattern, in rich blues, reds, and gold, like the Crown Derby colorings. Courtesy Gimbel Bros.

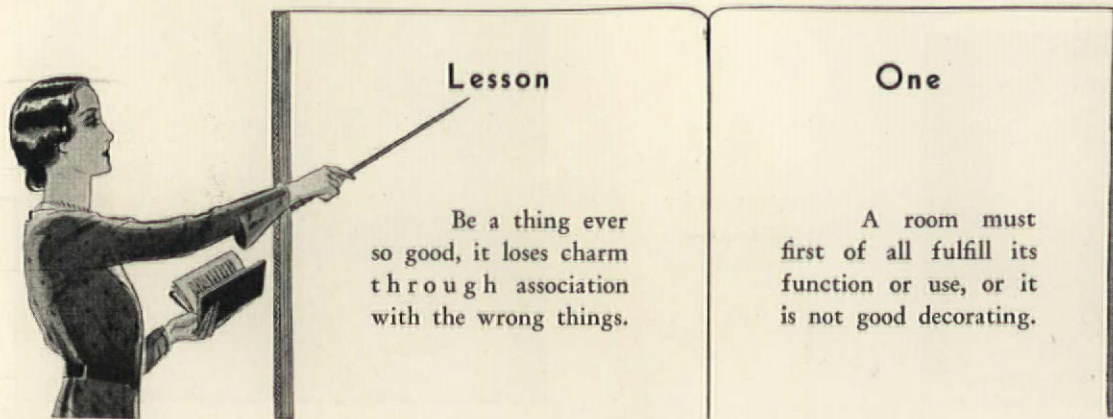


Complete dinner service for eight is only \$14.97  
Charming in shape with soft, rich colorings this "Dorchester" design is the service we used to set our Thanksgiving table shown in the frontispiece. Colorings are rose reds, old pinks, and soft greens. Courtesy R. H. Macy & Co.






# The American Home opens a decorating class —won't you join it?



In this class we shall not attempt to make professional decorators of our readers. It is a profession requiring years of study. We merely hope to point out by simple, elementary pictures, the first principles. Your name and address on a post card will enroll you in this class and entitle you to any literature that comes our way that may be helpful to you



**Wrong** because while each piece in itself is good, a heavy sofa and sturdy table cannot successfully be combined with more delicately constructed pieces. Grouping light and heavy pieces in this way makes them all seem wrong, and they therefore all lose charm through association with the wrong things



**Right** because the lines and construction of each piece harmonize. While the coverings and furniture are in themselves all formal, the grouping makes for informal and intimate conversation. Each piece retains its own particular charm through association with the right things—a first principle in good decoration



**Wrong** because draperies, chair, bedspread, and pictures are all too "fussy" for a guest room where comfort and use for either masculine or feminine occupancy must be considered, as it is in most small homes with one guest room. Not good interior decorating, because the room does not fulfill its function



**Right** because while the chair is comfortable, it is not too obviously a woman's boudoir chair. Draperies, bedspread, and pictures are simple, but they are not too severe, and dresser top is not too crowded with feminine bottles and beauty paraphernalia for a man to spread out his dressing accessory kit conveniently



# Two tables of bridge

for the hostess  
who likes to enjoy her own party

## THE MENU

Tomato Aspic Salad  
Bread and Butter Sandwiches,  
Hot Rolls, or Cheese Crackers  
Frozen Peanut Cream or  
Chocolate Parfait Pecan Jumbles

Now that the days are getting a bit chilly we turn our thoughts happily again to indoor entertaining, and our first fall hospitality is apt to take the form of asking a few friends in for an afternoon of bridge.

Then let us take a pencil and plan the menu, something more enticing than hearty, as fall styles are still "slenderizing" and no modern young woman wants to eat a stylish stout meal and then go home to dinner. We can also plan a menu which can all be made the day before or on the morning of the party, and with it off our mind, can enjoy our own party. Why not the menu given here? It is not hard to make nor does it need an extra helper. And here are the recipes.

### Tomato aspic

- 8 firm tomatoes
- 1 cupful of celery, finely diced
- 2 cupfuls of chopped, cooked chicken, or crabflakes
- ½ cupful of mayonnaise
- 4 cupfuls of aspic jelly
- Salt and celery salt

Choose small, perfect tomatoes. Scald, skin, and cool them in the refrigerator. Mix the celery, chicken or crabflakes, season to taste, mix with the mayonnaise and fill evenly to the tops. Chill again. Cover the bottom of your cups or molds with aspic jelly, made by the regular recipe, which has been melted before using, and cooled again. Make a little design of circles of sliced pimientos or olives in the bottom of the cups and set it with a small amount of the aspic. Put in chilling part of your refrigerator until the jelly is set. Then with great care place the tomatoes in the molds upside

down, add more liquid jelly, and let them stand again in the cooler until the tomatoes are set, then pour in enough jelly to cover them entirely. Chill thoroughly, then unmold and serve in a nest of inner leaves of lettuce, with mayonnaise dressing. A garnish of capers may be added for decoration, if you wish.

Have a plate of very thin bread and butter sandwiches to pass with this salad. Many people prefer this to anything else you can offer them at tea time, so it is a very smart gesture to serve it. Warmed cheese crackers may also be passed with the salad, if desired.

### Chocolate parfait

- 1 cupful sugar
- 1 cupful water
- Whites 3 eggs
- 2 squares unsweetened chocolate
- 2 cupfuls cream, whipped
- 1 tablespoonful vanilla

Boil the water and sugar to 238°F., or to soft-ball stage. Pour slowly over the stiffly beaten egg whites, beating constantly; beat until cool. Fold in the chocolate that has been melted and cooled, cream, and vanilla. Pour into the freezing trays of your mechanical refrigerator and freeze without stirring. This serves eight, and should be dispensed in parfait glasses, topped with sweetened and vanilla-flavored cream, with chocolate shot (which may be bought in little paper envelopes) sprinkled over the top. The parfait glass should stand on a glass plate.

### Frozen peanut cream

- 1 cupful of sugar, caramelized
- 1 cupful of boiling water
- 2 cupfuls evaporated milk
- 3 eggs, beaten
- 1 teaspoonful vanilla
- ½ cupful salted peanuts, chopped

(Continued on page 306)



Check up to see that the card table covers are in good shape, fresh cards and score pads on hand, and pencils sharpened

H. I. Williams





*Drawings by Lurette Guild*

Perhaps the form of insulating which is most familiar to all of us is weatherstripping. The direct draft that comes from a window or door is one of the most dangerous elements in the home in wintertime, for its very smallness makes us disregard it, while it may result in costly medical bills and a never comfortable home. Felt stripping may be purchased by the yard and installed by simply tacking it to the window frame abutting the sash. Or you may procure felt with a protective covering of rubber that has an added feature of a heavy ridge at one side which of its shape alone forms a tight contact with the sash and closes off any entry of air. A still different style of stripping consists of two metal members, one of which is placed on the window jamb and the other on the sash. A flange on the sash strip runs in a groove of the frame strip and renders the window as airtight as is possible, thus eliminating all drafts

## Insulating for heat and cold

**N**O ONE would be so foolish as to carry a large sum of money in a pocket or purse that was full of holes, yet many of us sit by and watch the dollars pour out of our homes through wall, roof, and window leakage. The checking of this great loss through the use of materials which resist the passage of heat from the outside in or the inside out constitutes the modern phase of building known as insulation. It is very evident that the use of insulation on a new house is simple, but the fact that your own home was built from fifty to ten years ago before this particular subject was as well understood as to-day seems to complicate matters. However, the contrary is true. There are many products on the market designed to take care of the house

that is already standing, at little cost.

Each house is a particular problem, for so many angles must be considered before you select that particular material or method which you feel is best suited to your own home. Perhaps it is just the drafty windows of the house which worry you. Then a simple weather stripping of felt, felt and rubber, or metal will take care of the difficulties. Or perhaps your attic absorbs most of the heat in your home. Then you may desire to sheathe your attic ceiling with a good insulating board or, going further, you might re-shingle with a newer roof covering which holds in the heat, and using a dry fill beneath the attic floor boards blanket the heat in the rooms beneath.

There are countless methods which may


be employed to accomplish the desired results and it remains for the home owner to make his own selection. A tremendous amount of research has been carried on with regard to the true advantages of the various materials and out of it has come conclusive proof that the saving in fuel will in practically every case pay the installation costs in one or two years.

You will find a real joy when the labor is finished in the extra rooms you may have in the attic which was once un-abidable, in the comfort of an evenly temperatured home, in the fact that you have increased the assets of the house on the real estate market, and lastly, you will have a deep sense of satisfaction when you see your heating bills drop.

LURELLE GUILD



There is a variety of wall boards which may be used on attic ceilings and walls, as room linings or as a plaster base where desired. They are most simple to install, requiring merely nailing in place. Another process which may be readily employed in the attic where the floor boards can be taken up with no inconvenience is the leveling of a two- or three-inch layer of dry filler directly on top of the lath of the rooms below. It has been stated with authority that the heat lost at this point is greater than that lost anywhere else in the house and this simple type of insulation is most effective in counteracting the loss



Dry fillers with thermal properties are blown by compressed air into the hollow walls of your home thereby eliminating pockets of circulating air which is an excellent heat conductor. Utilizing this method it is possible to take care of the walls of any house by simply removing a clapboard or brick here and there and forcing the filler into the walls through a hose the nozzle of which is placed in the small opening. No injury is effected to the house and the work is accomplished in a quick, clean, and efficient manner

### A complete leaflet of all kinds of insulation

The American Home has prepared a complete leaflet on all phases of insulation for those who are concerned with this problem. It covers every type of insulating material from cements and asbestos coverings for pipes, boilers, and hot water tanks to dry fills which may be blown into the walls of your home without the slightest disturbance to your everyday routine. If you are interested in procuring a copy of this leaflet the editors of The American Home will be glad to send one upon request and receipt of a three-cent stamp



The hostess will feel at ease and the service will progress smoothly and quietly if the maid has been put through a preliminary rehearsal. It is most essential that the maid be well groomed



Adams Studios

## When you give a formal dinner

— what to serve and how to serve it

IT is an event when your husband invites his big boss to dinner, and an exciting culinary adventure for you to be trusted with the planning and cooking of the dinner. Of course, there is "Hannah by the hour" to help, but the tremendous responsibility is yours. Three good cook books creaking with newness are a stand-by, but considering that "big boss" has money to burn, butlers, maids, and other helpers at home the contrast must not be too startling. Pride won't permit you to let hubby down so wedding silver, damask, and dishes must make formal and glistening appeal to the eye on a perfectly set table, while good food must do the rest.

That the whole house will be in shining order goes without saying. It is best to have the maid or a woman from outside, if the maid is too busy, go over the entire house on the day of the party. Bedrooms will be on exhibition so they must be in spotless order. The master bedroom or a guest room is usually used as a dressing room by the women, and should be carefully prepared for the purpose with necessary toilet accessories.

Tall candles in silver candlesticks or



candelabra and, of course, flowers will be found on the properly set dinner table. The flame of the candles should come above the level of the eyes of the guests that they may not be annoyed by the glare or prevented from seeing the guest

across the table. The table must be a picture, as fine and beautiful as you can devise with the resources at hand.

For a little dinner of eight a certain informality prevails—the guests will walk into the dining room without ceremony after dinner has been announced and the hostess will indicate to them where they are to sit. For so small a number as eight, place cards are hardly necessary. It is well for the hostess to have private rehearsals with the maid who is to announce dinner until she can do it perfectly, and there will be no danger of her bawling out, "Your dinner is ready!" or "Come eat your soup!" as has been known to happen at amateurish dinner parties. The maid should just appear at the door, catch the eye of the hostess and murmur in a low tone, "Dinner is served." That is all there is to it, but oh, what a difference between the right way and the wrong way!

Now for the menu, which must be as smart as possible, yet simple enough for easy, quiet service. It should progress easily from hors d'œuvres and tomato juice cocktails in the living room, through the courses. (Continued on page 309)



# THREE quick, delicious Monday dinners to use up Sunday's left-overs

Photographs by H. I. Williams



if —

your Sunday dinner was chicken

## Dinner No. 1

Chicken croquettes with wild grape jelly  
Peas                      Creamed potatoes  
Mixed greens salad  
Cherry tarts

### Chicken croquettes

1 3/4 cupfuls chopped cold chicken  
1 teaspoonful lemon juice  
Few drops onion juice or chopped onion  
1 teaspoonful finely chopped parsley  
1 cupful white sauce  
Salt and pepper to taste  
Mix, cool, shape, roll in crumbs, and fry in deep fat.

### Creamed potatoes

Boil enough potatoes for one and one fourth cupfuls, cut in cubes and add two cupfuls cream sauce. Using newly boiled potatoes avoids all chance of a lumpy sauce.

### Mixed greens salad

In a wooden mixing or chopping bowl put chickory, escarolle, watercress, or any other greens available and marinate thoroughly with a French dressing. In France, green salads are served at the table this way, the host mixing the greens thoroughly before serving so each portion is well mixed with dressing. It may be served with the dinner or after, as preferred.

### Cherry tarts

Use left-over pastry mixture and mold over inverted muffin pan or fit on tartlet rings. Bake fifteen minutes in hot oven. Cool and fill with fresh or canned cherries and syrup. For the syrup boil one half cupful each, sugar and water for five minutes.

## Dinner No. 2

Roast beef pie  
Stuffed peppers  
Sliced tomatoes and cucumbers  
Hot gingerbread with whipped cream

### Roast beef pie

Cut cold roast beef in one-inch cubes. Cover with boiling water, add one half onion, and cook slowly one hour. Re-

move onion, thicken gravy with flour diluted with cold water, and season with salt and pepper. Add potatoes, sliced or cubed, and left-over carrots. Put in a buttered dish. Cool and cover with biscuit or pie crust, and bake in a hot oven until crust is cooked.

### Stuffed peppers

6 green peppers  
2 tablespoonfuls butter  
1 large onion  
1/2 cupful cooked tomatoes  
1 cupful cooked rice  
1/2 cupful grated cheese  
Pepper and salt to taste

Cut off the tops of the green peppers, remove seeds, and put in cold water, and let them come slowly to a boil. Boil for about two minutes, and cool. Put butter in frying pan, slice onion in thin slices and fry to light brown. Add tomatoes, seasoning, and rice. Simmer for a few minutes. Stuff peppers and sprinkle top with cheese, baking in a moderate oven until brown.

### Sliced tomatoes and cucumbers

In an oval dish put alternate slices of tomatoes and cucumbers. Pour French dressing over these and serve garnished with a little parsley.

### Hot gingerbread

1/2 cupful butter  
3/4 cupful sugar  
1 egg  
1/2 cupful molasses  
1 teaspoonful soda  
1/2 cupful sour milk  
2 1/2 cupfuls flour  
1/2 tablespoonful cinnamon  
1 tablespoonful ginger  
1/4 teaspoonful salt

Cream butter and sugar together. Add eggs, well beaten, and molasses. Sift and add dry ingredients, then add the milk. Stir well. Bake in buttered tin for about an hour in moderate oven. Cut in squares and serve topped with whipped cream sprinkled with a little grated nutmeg or cinnamon. (Continued on page 313)



if —

your Sunday dinner was roast beef



if —

your Sunday dinner was baked ham

Silver tray from R. H. Macy & Co.  
Lalique china from Theo. Haviland



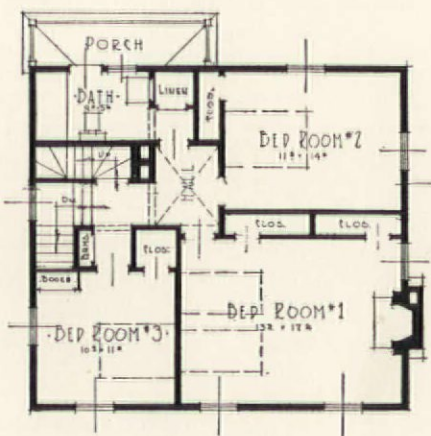
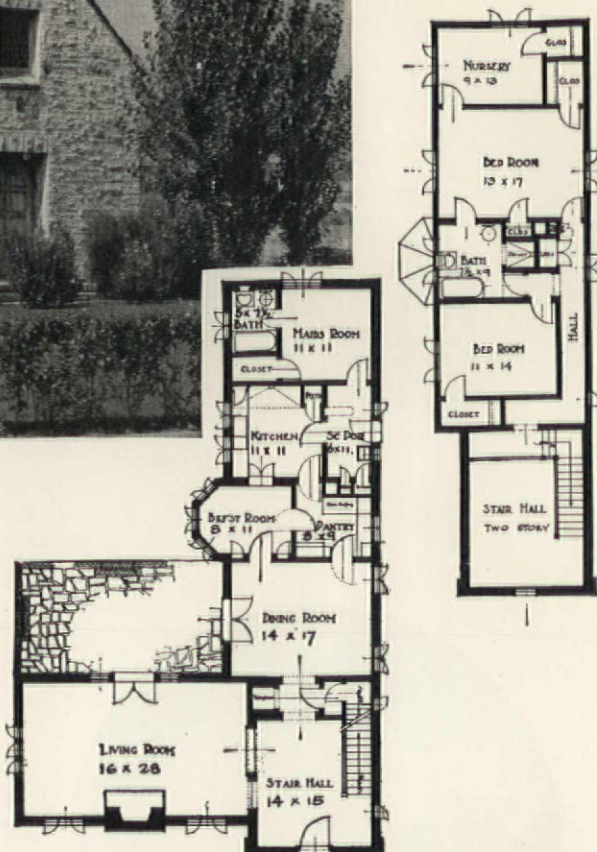


The Mott Studios

The home of Mr. and Mrs. Clark Downey  
Brentwood Country Club Estates, Calif.

Newton & Murray, Arch'ts.

The walls of this house are rough textured, for an uneven and irregular wall surface creates fantastic designs in light and shade in a country where the sun shines brightly every day in the year. The house is constructed of stone tile (known in the East as concrete blocks) which vary from light buff to gray. The roof, of hand-split rustic Redwood shakes, softens the line between the walls and roof.

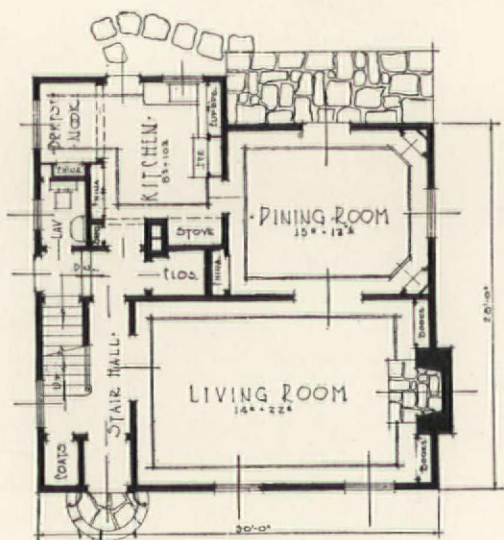


Lockwood Studios


The home of Mr. Donald Lincoln

Shaker Heights, Cleveland, Ohio


Geo. Howard Burrows, Arch't.








## Here are the Prize Winners!



**Award of Merit**  
**\$500 in cash** to W. M. ANDERSON  
New York, N. Y.

Plans of Mr. Anderson's house appeared in the May issue

Some months ago THE AMERICAN HOME began an unusual type of home building contest, asking its readers to act as the judges in making the awards. From the designs submitted by architects, the Editors selected twelve which seemed to them to typify most nearly the ideals of THE AMERICAN HOME, and these have been published in recent issues. Votes have been counted and here are the lucky prize winners!



**Second Prize**  
**\$250** to JOHN FLOYD YEWELL  
New York, N. Y.


Plans of Mr. Yewell's house appeared in the August-September issue



**Third Prize**  
**\$150** to OTHO McCrackin  
Hutchinson, Kan.

Plans of Mr. McCrackin's house appeared in the June-July issue





## Why not start collecting fine prints?

They cost little more than ordinary reproductions, are a good investment, and collecting them is a fascinating hobby

WHEREVER there are fine prints and good books, there you will find individuality and good taste. Taking for granted the charm of fine prints, too few realize that they cost little more than ordinary reproductions and, unlike most accessories or furnishings we put into our homes, increase in value with the years. Beside these obviously good reasons for good prints in your home, collecting them will give you more pleasure than any other hobby the man of modest means can pursue. Collecting always has its romance and, since it implies not only acquiring but choosing, is a form of self-expression or tastes.

How can those of us with modest means acquire really fine prints? The trick is to develop an eye for quality and recognize the worth of a coming genius before he stands high in the average public's estimation and prices go up accordingly. You will make some mistakes of

course, and some of your prints may never go up in value, but, after all, if your taste is tempered with judgment and you buy prints not merely because you like them but know *why* you like them, this will not happen often. What you collect has to be lived with and that, perhaps, is the best test in buying—can you live with it a long time without tiring of it? And you will find that once you start collecting, your tastes will develop naturally and you can soon rely on your instinctive reactions after you have looked at and studied enough prints to weed out the showy and popular from those that are really good.


What should you collect? To really get enjoyment out of collecting, it is essential to follow one's own tastes, for even though a beginner's taste is in an embryonic state, the only way to broaden and cultivate it is to use one's own judgment. Before buying, study the different

Shown on this page:

Schooner - - - -	\$15
Howard Cook	
The Boat House - - -	\$15
Emil Ganso	
Godspeed - - - -	\$30
Rockwell Kent	
Fair Wind - - - -	\$30
Rockwell Kent	

All prints courtesy  
The Weyhe Gallery  
New York City





schools and different artists' works. Decide which ones you like, *why* you like them—and then go to a good print dealer, and you will not make many mistakes. Collecting all of one artist is very much like collecting a complete set of any one author. His work is naturally uneven and he himself often wishes some of his earlier founderings might be suppressed. For the student or very wealthy, well and good, but for the average person who buys to enjoy and increase in value it is far better to take the best or representative things from each school or artist.

If you think only of etchings when fine prints are mentioned, remember that wood blocks and lithography are also much used to-day and have as much appeal. Some of the better-known artists of to-day using the wood block for original expression are Rockwell Kent, Lankes, Ruzicka, Charles Ricketts, and many others worth while collecting. You can buy a signed wood engraving by Ricketts for as little as \$6.00; a choice of signed woodcuts by Lankes at \$10.00, or even Rockwell Kent, at the height of his fame, for \$30 to \$50 each.

George Bellows, A. B. Davies, Joseph Pennell, Whistler, Delacroix—these are some of the famous artists who accomplished fine things in the way of original

lithography and there are many younger artists whose lithographs are well worth collecting, such as Diego Rivera, Wanda Gág, Howard Cook, Kuniyoshi, Nura, Marie Laurencin, C. R. Nevison, and many others. Wanda Gág signed lithographs may be had as low as \$12, Kuniyoshi at \$15, Howard Cook at \$12, and a new series of five lithographs by Rivera at \$20 each.

It would be impossible to list here all those worth collecting, and our purpose is only to remind our readers that they need not go without fine prints nor deprive themselves of this fascinating hobby because of modest means. Many fine little homes, with every comfort and convenience, are deplorably lacking in as good taste in the choice of pictures and books, possibly in the belief that print collecting is for the wealthy only. The writer hopes that in this brief space she may have destroyed that illusion or false belief and that now, when decoration requires so few pictures, more walls will be hung with really fine things whose value and pleasure will increase with the years instead of the nondescript, valueless reproductions so often seen now. Print collecting is one of the few fine arts and one happiness that is not denied the slender purse of the average home budget.

Shown on this page:

- Jack in the Pulpit - - \$15
- Victoria Hutson
- The Fruits of Labor - - \$20
- Diego Rivera
- New England Church - \$15
- Howard Cook
- Lamplight - - - - \$50
- Wanda Gág





Courtesy, The Centaur Co.

**T**HIS small person toiling up the stairs to bed may fall asleep before her head touches the pillow, or lie awake a few minutes thinking about that story father just told her. But in any event, the day has had a perfect ending, and these shared stories, poems, and songs perhaps do more than any other one thing to establish an abiding sense of companionship that is one of the most precious heritages a child can get from its parents. And what a marvelous opportunity this story hour is for the father to establish a real companionship with his children. Too hurried in the morning to see much of them, spending Saturday and Sunday golfing, fathers often feel there is no opportunity to really get acquainted with their own children. At the end of the

# Tell them a story every night!

An article for fathers only

The author of this article has prepared for our readers a list of good books for the evening bedtime hour. This will be mailed upon request and a stamped, self-addressed envelope

day, mother is pretty tired and worn out—and it is father's chance to make this hour of story telling and confidences a very precious treat for his children.

Why not make this evening story time a regular habit? You will enjoy varying your stories to suit their moods, and almost no child is too young to enjoy a story. Use plenty of nonsense—children love the grotesque, and English is so rich in first class nonsense with human wisdom tucked away in its laughs, be it Mother Goose, Lewis Carroll, or the nonsense picture books of Edward Lear.

Back in the middle ages, when books were hand-lettered, houses and lands were sometimes given in exchange for a single volume, and even after the printing press was invented the only books for children

were solemn treatises on proper conduct. Even in the first half of the 1700's children's books bore such stern titles as "Godly Children Their Parent's Joy," "Young People Warned," or "The Voice of God in the Late Terrible Throat Distemper," etc. The French children were more fortunate, for Charles Perrault brought together the delightful "Little Red Riding Hood," "Bluebeard," "Puss in Boots" and other old stories current for centuries but told only by their nurses. Then came John Newbery, who made gay little books bound in flowered gilt Dutch papers that were hand-colored by the children themselves, and with this publishing of books for children he combined the sale of patent medicines and fever powders. Then came books really written for children but with the governing idea of teaching virtue; a few that were real literature for children; and after these, more stiffly religious and Sunday school stories. It is a long step from that type to the lovely things written for children to-day and leaves us without a single excuse for not putting the very finest before them.

Their youth is so short, the years so few when you really have them to yourself, try to crowd them with as many pleasant remembrances of yourself as you can, and it will establish a companionship easy to hold as they grow older. We cannot wait until they grow up and then expect them to think of us as companions. Life these days leaves all too little time for family life. Children are independent far sooner than we were, and quickly grow away from us. Let's snatch, then, every opportunity we can to make ourselves important to their happiness and meanwhile enjoy and merit a precious and devoted companionship.





H. I. Williams

## Children love to go to parties

**I** NEVER think of children's parties that I am not reminded of a sketch in *The New Yorker* showing a group of children at a lawn party and the little hostess in the foreground tugging at her mother's skirt and beseeching her please to go away and leave them alone. It is rather a shock, of course, to discover that we are not necessary to the success of a child's party, but apparently our help is regarded in much the same light that we regard their help—more nuisance than it is really worth.

A Hallowe'en party, for instance, can be so planned that we need not appear on the scene at all. Since such a party must be given at night, to give the proper "scary" atmosphere, it usually means that the children arrive shortly after a big dinner at home. They do not want to eat much—then why not a buffet supper party that can be prepared in advance, set out on the dining room table and forgotten until they are ready for it?

The only lights should be candles on the table and one or two beautifully hideous pumpkins. A large tray of thin sandwiches, some black and orange mints, filled candy or nut baskets to take home—and ice cream and cake or it wouldn't

be a party. However, an orange sherbet may be served with chocolate sauce instead of the usual too-rich ice cream. All these may be prepared in the kitchen ahead of time and set out on the table with plates (large enough so that nothing will spill), silver, and napkins. This done, we may take ourselves off and let them manage the rest themselves.

As to games, you will find that chil-



Orange sherbet with chocolate sauce gives the ice-cream-and-cake course, without which no party is a success, yet is not quite so rich and upsetting for late parties as regular ice cream

dren have preconceived ideas as to the proper Hallowe'en procedure, and if they persist in apple-bobbing, put the tub of water out in the sunporch where they cannot harm your best living room rug. If you have any precious bits of pottery or bric-a-brac on small end tables, remove them as a precaution.

Last year my daughter gave a Hallowe'en party, and the only time we appeared at all was to greet the little guests at the darkened door in the guise of a ghost, and just before the refreshments were served, appeared again in our ghostly costume to tell a spine-shivery ghost story in our best manner. Like department store Santa Clauses we forgot and showed our shoes, but the children responded gallantly and at least pretended to be frightened and screamed in the right places.

One thing we did find out. Children love to scream, and it would not be amiss to appear at the dining room window as a ghost just as they are about to enjoy their ice. The more screams the better the party. The important thing is to be conspicuous by your absence if you would have your child's party a success. They have more fun playing host or hostess at their own parties—no grown-ups around!





Courtesy, Church & Dwight Co., Inc.

## MEN WANT PIE!

Remember the old song: "Can she bake a pie, Billy Boy?" Now as then it is a mighty important thing, for many of us can cook, but pie making is an art in itself and our men folk seem never to tire of pie. Just eavesdrop on them any lunch hour and you will find it is not fancy puddings or cake they usually order, but PIE.

The recipes given below are from the finest pie maker in America—the kind of cook who has only to touch pie crust to make it a work of art. If the recipes are somewhat disjointed, it is because she has no recipes—just things she learned from old cooks down South—the kind of secrets we all hope to learn and rarely do. Suffice it to say that men travel many miles to eat Jessie's pies

### Never fail pie crust

- 1½ cupfuls of good flour
- ½ cupful lard or Crisco
- Butter size of a walnut
- ½ teaspoonful salt
- ¼ cupful of cold water beaten together with white of ½ egg

Mix lightly the shortening, flour, and salt, and add the liquid gradually. Brush crust with a little milk or cream.

### Raisin pie

- 1 ⅓ cupfuls of cranberries
- ⅔ cupful of raisins
- 1 cupful of sugar
- 1 cupful of water
- 1 heaping tablespoonful flour
- ½ teaspoonful vanilla

This recipe makes a raisin pie that is not too sweet, and very good indeed!

### Pumpkin pie

There are many recipes for pumpkin pie, but here is one that is not heavy and sodden, the kind that has made pumpkin pie the only kind to serve on Thanksgiving Day.

- 2 cupfuls cooked and strained pumpkin
- 1 cupful milk
- 3 egg yolks
- 1 cupful sugar
- 3 egg whites
- ¼ teaspoonfuls cinnamon
- ¼ teaspoonful cloves
- ¼ teaspoonfuls ginger
- ¼ teaspoonful nutmeg
- 1 teaspoonful salt
- 1 teaspoonful vanilla

Line a pie plate with pastry and pinch to make a fancy, rather high edge. Mix the pumpkin and milk together, add the beaten egg yolks. Add the sugar mixed with spices and seasonings and 1 teaspoonful vanilla. Fold in stiffly beaten egg whites, turn into pie plate and bake.

### Butterscotch pie

- 1 cupful brown sugar
- 4 tablespoonfuls of butter
- 4 tablespoonfuls of flour
- 2 eggs
- 1 cupful of milk

Cream butter, sugar, and flour together. Scald milk and pour in slowly. Cook in a double boiler about 20 minutes, stirring constantly.

### Really different lemon pie

- Juice of 3 lemons
- Rind of 1 lemon
- 3 tablespoonfuls cold water
- 1 cupful of sugar
- Yolks of 3 eggs

Put ingredients in double boiler and stir until mixture begins to thicken. Remove from fire, cool. Then beat egg whites stiff and add to them ½ cupful sugar and stir. Turn filling into pastry which has been previously baked, pile meringue lightly on top, and return to a slow oven and cook from 5 to 6 minutes.

This makes an entirely different kind of lemon pie, in that it is not the usual stiff kind that stands alone when cut!

### Cocoanut custard pie

- 1½ tablespoonfuls flour
- 4 tablespoonfuls sugar
- ⅛ teaspoonful salt
- 2 eggs
- 2 cupfuls scalded milk
- ½ teaspoonful vanilla
- Few grains nutmeg

Mix flour, sugar, salt, and well-beaten eggs together. Add scalded milk, vanilla, and nutmeg. When cool, pour in mixture, and spread ½ cupful cocoanut over the top of the pie as shown below.



Courtesy, General Foods Co.

H. I. Williams



## Do you find it difficult to make them eat heartily?

Of course, if a child persists in not eating there is something fundamentally wrong and only a doctor can determine and cure its cause. But all too often it is an exciting hop-scotch game down in front of the schoolhouse that makes them gulp their school luncheons too hastily for good health

**M**AKING children eat hearty breakfasts is very often a serious problem and one must contrive ways of serving the cereals and breakfast foods that are good for them in new and varied dress, for these foods can become very tiresome indeed if always served the same old way to children. Then, too, many children get up just in time for breakfast, and because there has been no activity before the meal, the appetite lacks zest. One way of getting around this is to assign some small chore to each child before breakfast. Even though it be nothing more than watering the plants, feeding their pet, or making their own beds, it gives them something to do before breakfast and you will find their appetites improve wonderfully.

Most healthy, active children eat substantial luncheons, but if the walk from school takes twenty minutes out of their hour, too often they rush in and it takes a lot of persuasion to make them eat



H. I. Williams

Hot soup in a gay, colorful covered dish is exciting to uncover and ever so much nicer than seeing it in a plain soup plate! They much prefer, too, to pour their own milk



Courtesy of E. R. Squibb & Sons

slowly and all that they should. Yet this noon meal is of great importance to school children. It goes without saying that it must be nourishing, but it can also be made interesting. Coming as it does in the middle of your household work, perhaps you do not give it the same attention that you do dinner. Left-overs can be made into most attractive dishes, but how often they are served to our children at luncheon as the plain, uninteresting left-overs that they are! Do not interpret this as meaning that you must spend a lot of time in the morning preparing school luncheons or that children do not care for simple foods. Quite the contrary, most children are inordinately fond of the simplest foods. They seem never to tire of soup, but soup served in an amusing, gay covered tureen makes the uncovering of it, to find out what kind it is, a ceremony and something to anticipate. They also "love" macaroni and spaghetti, and this too served in individual casseroles is much more attractive than served from a larger dish which becomes "messy" look-

ing as soon as the first spoonful has been dished out, even if great care is taken.

When you are meeting a friend in town for lunch, more than half the fun is the getting together and exchanging confidences, yet too few of us take the time to gossip with our own children at lunch time. Why not make them feel that you have been looking forward to seeing them, to gossip about the morning's happenings?

These suggestions are probably obvious ones, yet the problem of making school children eat slowly enough and properly are real problems to many mothers, and the writer knows from her own experience that it is just these little obvious things that make the whole difference to children. We see very little of them in the morning, after school they should play out of doors with their friends, and at dinner are too often lost in the general conversation. Why not make their luncheons your special get-togethers? A little care and ingenuity in planning the meal, some bright chatter—and your problem of getting them to take time to eat properly will be solved.





The kind and color polish you use are a matter of personal choice—but the hands themselves must be kept white and smooth to be well groomed. Courtesy, NorthamWarren Co.

## Keep your hands smooth and white



upstairs for use when up there, the only other necessary step for good looking hands is keeping the nails well groomed. There are just three simple steps for lovely nails. With warm water, a mild soap and a nail brush, wash your hands carefully and wipe dry. File the nails to give the preferred shape and a length that will not break off too easily when doing housework. Always file from the corners of the nail toward the nail tip and finish off with emery board. If you do not like to cut your cuticle, there are many cuticle removers which keep it pushed back without cutting, and the rough, uneven dead cuticle can be wiped off with a soft towel. It needs particular care, however, for if neglected and not cut or kept pushed back, housework will soon make hangnails of it and the half moons be surrounded by unsightly rough, uneven edges.

**M**ODERN feminine hands are busy hands, yet they also become more and more conspicuous. Across the bridge table, hovering over the dinner table—one doesn't have to be a palmist to notice hands, and since they are so often an index to the character of their owner, they must be kept white and soft even though they are in and out of the dishpan three times a day.

Fortunately, it takes but a few minutes' care a day to keep hands well groomed. They may be large, the fingers may not taper as we wish they would, but if they look white and soft and the nails well groomed, hands may still bear up under the closest scrutiny.

Hands should never be subjected to extremely hot water, harsh cleansers, or strong soap. For your once-a-week heavy cleaning, it is well worth your while to wear rubber gloves when using oil or scouring powders.

I would suggest keeping a bottle of hand lotion in the kitchen all the time, otherwise it is all too easy to forget or

too much bother running upstairs to your own dressing table or bathroom each time that you really need it for your hands. There are endless varieties of hand lotions, most of them very inexpensive.

With a bottle of hand lotion within reach of the kitchen sink, and another

Most housewives' nails need whitening of some sort, for in spite of care, housework will stain the skin under the nails. The excess whitening can be removed by washing your hands in clear or soapy water with a small nail brush. The nails are now ready for polish. All old polish must first be removed, for nothing is so unsightly as a new polish over the old. Liquid polish is much easier to use than powder polish and of course, stays on and retains its luster longer. However, this is a matter of choice, as is the color of polish you use. There are many kinds of manicure kits that are practical and completely equipped for the home manicure and make the home manicure simple, easy, and quickly done.

A careful manicuring of your nails once a week and these simple precautions when you must keep them in and out of water will keep your hands smooth, white, and soft and eradicate all unsightly evidences of housework as well as repair the ravages of time on busy hands.

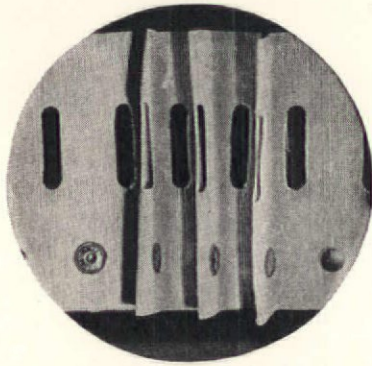


Cosmetics courtesy of Lord & Taylor, Northam Warren Co., and B. Altman & Co.




Every little house wants new

window dressings for Thanksgiving



This heading stitched on the top back of your curtains enables you to snap pleats in any grouping you like, assuring even pleating. Made by the Dovercroft Co., Inc. Photo, courtesy Frederick Loeser Co.



Dana B. Merrill

These ready-made draperies are made of gold damask with a new corded texture which gives an elegant effect. They are  $2\frac{3}{4}$  yds. long and they cost only \$5.95. Courtesy, Lord & Taylor

THE woman of to-day has a comparatively easy time of it when it comes to selecting draperies for her windows. It used to be that the family seamstress was called in to help her labor over making them until she was probably sick of the whole job long before she had finished—for making draperies is a job. But now the department stores everywhere have come to our aid with ready-made draperies to suit every taste and purse.

Ready-made draperies are comparatively new. Only within the last two years has it been possible to buy them at all. Now, great strides have been made in creating them, in the selection of materials and trimmings, and in the perfection of workmanship.

If your house is small and intimate, the varieties offered in chintz and linens will delight your heart and incidentally, your husband's purse. If your living room is more formal and dignified, you will find just the right draperies in damask, silk reps, or satin, ready to hang and at

a price that is not prohibitive for the budget of the average small house.

The style used in making draperies this fall is generally very simple. The draperies come all ready made  $2\frac{1}{2}$  to  $2\frac{3}{4}$  yards long and are the full width of the material. They are pleated at the top and carry hooks or rings to fasten on the rod. They are usually lined with sateen to prolong their life and make them hang better, and most of them have tie-backs of the same material, although other tie-backs of glass or metal often are preferred. And many and varied are the types of trimmings and edgings used.

For the woman who prefers to design her own draperies, and has a little imagination, there are really no limits to which she may go to dress her windows charmingly and differently. The new materials offer a wealth of ideas. Cotton dress materials in plaids and stripes and calico patterns were popular among interior decorators for draperies during the summer, and the fact that the new materials are available in drapery departments now bodes well for their year-round use in informal rooms. Plaid gingham, for instance, is fresh and colorful, will wash perfectly, and gives a



Victorian note which is particularly effective and smart at the moment.

Materials with interesting weave and texture effect are new and good this fall. Reps, homespuns, corded damasks, and satins are examples of this type. The weave and texture of the fabric in some cases is as important as the pattern. Even figured chintzes are apt to have a finely patterned background to give a texture effect. Printed linens now appear with a glazed surface similar to chintz.

Color possibilities are unending and most fabrics may be had in a wide range of colors to suit any color scheme. Really deep and rich colors are most popular in the heavy fabrics, such as chocolate brown, emerald green, rich magenta, deep red, and plum. And in the lighter fabrics, chintz, taffeta, etc., the light colors are better—white, off white, and very pale pastels.

Besides these materials and trimming, there are fashions in the draperies themselves which must be given thought in planning. Draperies which not only touch the floor but lie on it in folds of several inches, while they may seem utterly impractical to the careful housewife, give such an air of charm that no one minds pinning them back to dust.

If you keep a pinch clothespin fastened to the lining at the bottom, even the most casual maid won't mind pinning them up. A valance is the finishing touch which decorators almost always give their draperies, unless of course the windows are too short and need a straight, uninterrupted line to give the illusion of height. Valances may be painted board the color of the walls, or covered with a wallpaper border or even the same material as the draperies themselves. Valances draped and swagged of the same material as the side curtains may be designed in a variety of interesting ways and add dignity and finish to the win-



At left, above, draperies of chintz with a pale green ground and edged with a deeper green ruffle with a pink welt where the ruffle joins the curtain. 2¾ yds. long, \$4.95. At right, draperies of a printed linen in a floral pattern of brown, gold, and deep red. More informal than silk or damask. 2¾ yds. long, \$7.95. Courtesy, Lord & Taylor



Among the newest trimmings are ball fringes of cotton, wool and silk, chintz pleatings, and one resembles rickrack. There is a silk edging for taffeta and satin draperies, and a braided chintz for cotton curtains, wool fringes, and cotton braids. Courtesy, Lord & Taylor, N. Y.

Ready-made draperies of a rich chocolate-brown rayon rep that hang in heavy, luxurious folds. 2¾ yds. long, price \$8.95, courtesy, Lord & Taylor

dows. Simple shirred valances edged with a wide ruffle or a ball fringe give a frivolous feminine note to bedroom draperies.

Whether you make your own or buy them ready made, the new materials and styles are so different this season and so inexpensive, that a new set of draperies in your room is one of the easiest and least expensive ways of making it seem new and fresh.

CATHERINE ROE IRBY

NOTE: One of the outstanding pioneers in ready-made draperies of good design, careful workmanship and moderate price, is Lord & Taylor's, a department store in New York City. Feeling that our readers would appreciate professional style tips on design and the new fabrics for fall, we asked their decorating staff to write an article for our readers and show their newest designs which could actually be purchased by our readers.



# A page of ideas for the woman who makes her own



A simple but dignified treatment for a bedroom window. Photograph courtesy of the H. L. Judd Company



In a small room where overdraperies might seem stuffy, why not window shades of gay chintz and simple organza curtains?



The gay chintz used here has an interesting finish of scallops bound with a bias fold of contrasting color


Simple to make and not especially new, but always pleasing are chintz curtains of this type



The use of tie-backs and hold-backs is another way of adding interest to your windows. They may be used again and again with various draperies. All from Lord & Taylor Co., New York City



A Directoire drapery adaptation very popular now. Venetian blinds take the place of glass curtains. A paper pattern of drapery will be sent upon receipt of 6¢ in stamps



A charming treatment for a bedroom where windows are short and full-length draperies might seem stuffy

An amusing patterned material is used for this breakfast table window and the scallops edged with a plain pleating. Photo, courtesy of the H. L. Judd Co.



Dignity may be emphasized in a formal room by the use of heavy draperies hung under a double-shirred valance and looped back with a shaped tie-back as above









Costain

Only by intelligent pruning and care can one produce glorious blooms and train the climbers in the way in which they are to grow. This lovely cluster is the Dr. Van Fleet Rose, flesh pink

## The Pruning of Roses

**T**HE leaves of the Roses fall an easy victim to the first night frost which heralds the approaching winter. The period of growth has come to an end and the resting stage has been entered. The plants sleep. It is at this time that one grasps the pruning shears in order to cut back the Rose so that it may again develop a luxurious growth during the next growing season.

Winter pruning is best attended to just before the more delicate Roses receive their winter covering. Of course, it may also be done just after the covering is removed. But under no condition is it possible to lay down hard and fast rules on pruning. This factor is dependent upon the type of plant and its own peculiar characteristics. Certain forms demand a heavy cut if the next year's flowers are wanted in profusion. Others require a lighter touch of the pruning knife on the one-year-old shoots for the

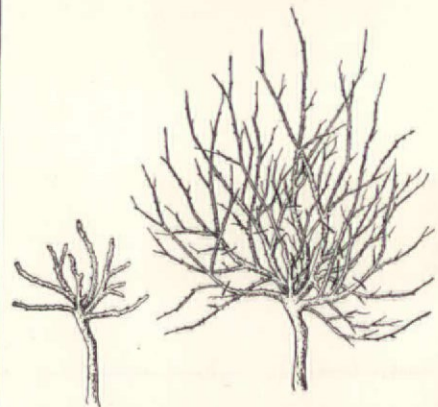
same purpose. In addition there are certain types which can only stand a gentle touch while still others cannot be cut at all if the flowers are not to be cut away at the same time.

It is not wise to demand too many flowers from a single plant.

The purpose to be accomplished on pruning is the division of the sap to all parts of the growth in sufficient quantities to insure perfect development of all its parts. It is for this reason that only a portion of the natural growth is permitted to remain. It is only of secondary importance to give the growth its pleasing and ornamental as well as symmetrical shape. Thought should be given to the flowers to come so that they may be displayed to best advantage. Whenever wild shoots and suckers make their appearance they should be cut off as closely as possible to the point of origin. Only too (Continued on page 314)



A much-branched twig pruned and unpruned. The lower lateral branches are to be considered as eyes and are to be cut back leaving but one fourth of an inch



In pruning a crown all the weaker shoots are cut off in their entirety and the heavier parts are cut back as shown in the left-hand sketch above



Hybrid Perpetual Roses, of which Frau Karl Druschki is the example shown here, demand vigorous pruning. Fall pruning keeps the stock strong, but only when winter is passed is true pruning resorted to—and this very early in spring



# Give your house a new lamp for Thanksgiving

If you are not redecorating this fall, no accessory will perk up a room like a new lamp. The new lamps are distinguished by their simplicity, having very little decoration as a rule. White silk shades retain their popularity, copper and bronze jars and vases are much used for lamp bases, and crystal, milk, and opalescent glass are becoming more popular



This white alabaster lamp has a shade of white silk finished with a line of black silk cord at top and bottom and bias folds of self material. 24" high; \$10.00 complete. Metal book-ends are black with bronzed horses, \$5; the pair ash tray of black onyx with yacht decoration, \$5; tooled leather alphabetical index, \$4.75. Lamps and accessories courtesy Ovington's. Cream-white pottery jar, \$2.25, courtesy of Lord & Taylor




1. Complete, \$9.75



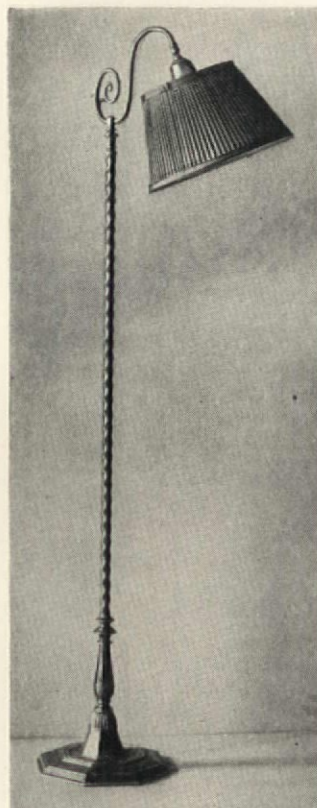
2. Complete, \$12.50

1. Lamp of antique bronze, 22" over all, has a 20" parchment shade tangerine color inside, bound with gold paper. Courtesy Lord & Taylor


2. Brass three-candle lamp, 22" over all, has a shade of rippled taffeta, in maize, gold, rosewood, or green. Courtesy Lord & Taylor



This amusing pair of Staffordshire figures represents a dainty shepherd and shepherdess in delicate colors. Lamps \$5.94 each; shades of pleated white vellum paper, with white silk cord, 98c each. R. H. Macy & Co.



3. Complete, \$8.00



4. Lamp \$1.49  
Shade \$1.98

3. Bridge lamp is finished in English burnished brass. 4' 10" tall, 12" shade of gold silk. Courtesy of B. Altman & Company

4. A jolly penguin of imported cream and black pottery. White parchment shade laced with a scarlet silk cord. Courtesy of R. H. Macy & Company




5. Complete, \$6.50

5. Lamp with a bronze finish, good for a boy's room. 15" tall, 10" parchment shade decorated with airplanes. Beige, brown, dark red, and silver. Courtesy Lord & Taylor



Above, at left, lamp of old blue sprigged with quaint flowers, only \$1.79. Shade is of peach-colored paper bound in silver, 98c. At right, little mid-Victorian lamp of opaque white glass, decoration in gold. Price, \$3.29. Shade of plain white parchment, \$1.49. Both by courtesy of R. H. Macy & Company





Richard Averill Smith

This smart game room in the home of Mr. and Mrs. Thos. F. Gurry, Jr. is done in vermilion and bright blue. Two swinging gates conceal a tiny bar. Both these game rooms were made over from the usual cellar found in a small house

The owner of this cellar game room declares that it cost nothing at all to make over! They did all the work themselves, boarding off the storage rooms with wallboard and whitewashing them as they did the concrete walls. Home of Mrs. C. B. Graham




## Why not fix up your cellar into a winter game room?

**I**F YOUR cellar is being used only for storage and laundry work once a week, why not put it to good use this winter and add a room for living? There are so many new materials on the market now, that with very little cost of effort and money, you can fix up even the most hopeless, dreary cellar into a Rathskeller, a smart modernistic vermilion, black, and silver game room, or any other kind of game room that your heart desires.

If you have an oil burner, it is very much simpler, of course, but just the other day I saw a very attractive game room in the cellar of a little home where they were still using a coal furnace. By painting it black, using coke instead of coal so that ashes had to be removed just once a week, and wetting them down before removing, they were able to use their cellar as a game room. Folks who evidently believe that where there's a will there's a way!

There are so many new wallboards, wall finishes and coverings, floorings, and all the other materials needed to make over a cellar, we shall not attempt to go into detail here. However, we have prepared

a complete list of materials which are practical, inexpensive, and easy to install or apply in the average cellar, and a request will bring you this complete information to help you plan your game room. What we do want to say here is that it will not cost a lot, either in money or effort to make over your cellar, and if that fear has kept you from utilizing



yours, send by return mail for this information and get started at once.

You can now buy composition wall finishes in beautiful marbled, stucco, or wood finishes at practically half the cost of custom-made or built-in finishes. Then, too, there are all kinds of wallboards, insulating boards, etc., that need only stain, paint, or a little paneling to carry out any scheme; tile effect in wainscoting, even wallpapers in very naturalistic wood designs.

In the illustration at the left we show a new idea for finishing off a game room at small cost in using pecky cypress, either oiling or staining it. The builders of this house, New England Homes, Inc., say that the average cellar could be finished for about \$150, including walls and ceiling.

As to floors, you can either stain or paint the cement floor already there, or use any of the endless varieties of smart linoleums in tile, brick, or marbled patterns. If you do not want to put in a ceiling, the asbestos furnace pipes can be stained or painted so as to be almost invisible. A little ingenuity, in other words, and all obstacles can be overcome.






## New bedspreads are smart but inexpensive



Above, a dainty figured chintz spread with self ruffles. This type of spread is always good with maple or mahogany Colonial bedroom furniture. Size 72" x 108", \$2.95. Courtesy F. Schumacher & Company



In upper left-hand corner: Candlewick tufting in three colors ornaments this unusual spread which is used over a ruffling of dotted Swiss, producing a quaint effect. The spread is modestly priced at \$3.69. Courtesy of R. H. Macy & Company

Below, a bedroom ensemble by B. Altman & Co. Sea green and rose dust tones of Celanese Clairanese Taffeta make the quilted, padded bedspread. \$13.50. The reversible, two-tone, quilted comforter, puffed with lamb's wool, matches in design and also comes in single colors


A severely tailored spread of crash bound and trimmed with bands of plain glazed chintz makes an attractive spread for a boy's room or a daybed used in a room where it must not appear too much like a bed. The price is \$6.45. Courtesy B. Altman & Company



Corduroy is being much used for both bedspreads and draperies. This one is of dark green corduroy, finished at the bottom with deep scallops. Price \$15.00. Courtesy B. Altman & Company







Courtesy, Bentley-Henderson Wallpaper Co.

## Wallpaper in a sample book looks different on the wall

Like any other positive decorative agent, wallpaper can make or mar a room. Put a red dress on a girl with auburn hair and both are ugly. Many a good wallpaper has been spoiled by being used in the wrong place. This reflects neither on the red dress nor the auburn hair—each is lovely in its proper setting

WALLPAPER is a deceitful minx for very frequently she isn't what she first appears at all. In the small sample a rising branch may seem innocent enough. On the wall a succession of rising branches may form a streak that finally irritates you to frenzy. The very repetition of a pattern makes a pattern of itself, and it is only by seeing the paper you are about to purchase in the roll, and laying two strips together that you can judge what your finished wall will look like.

### Large or small pattern?

The size of the pattern is sometimes deceitful in the small piece too. A large pattern isn't necessarily overpowering. If the outline is not too distinct and the color contrast is not strong, a large pattern recedes on the wall in an amazing way. The open background has much to do with bringing out a design. If there is much white space around a motif the three-inch design may be more dominant than the twelve-inch one without it. However, any pattern that covers the background closely will sink into the wall, becoming most unobtrusive. If you are counting on your wallpaper to give your

room character and interest, choose a well defined pattern, set off either through color contrast with the background, or by large open spaces around it. It is a safe rule almost always to consider that the small sample will seem much more positive than the entirely papered wall.

### Color pitfalls in wallpapers

There are color pitfalls to consider also when purchasing new wallpaper. The soft yellow in the small sample, put on your north room will be weaker under the cold light, but in your sunny dining room will strengthen considerably. This color accentuating is true also of the cool shades. Consider how green curtains cool your ivory backgrounds. In a lesser degree north light or tree shaded light will cool grays and blues, and especially neutral colors.

In rooms that are sunny it is well to choose cool backgrounds, such as green or gray, French blue, or mauve. Let the design in the paper contain the brightening touches of warmer shade. In the dark north room, use yellow tones in your background—always ivory, tan, beige, yellow—also tones of Nile green, peach, white.

A. LOUISE FILLEBROWN



"YOU'LL have to have a new roof—yours won't last another winter."

When the roofer says that, it's bad news and unnecessary news. Hundreds of thousands of home owners whose houses are covered with Johns-Manville Rigid Asbestos Shingles will never hear it again.

They chose a roof with six appeals. *Permanent*—no J-M Asbestos Shingle has ever worn out. *Fireproof*—you can't set one afire even with a blowtorch. *Harmonious*—J-M Asbestos Shingles are now offered in a wide variety of soft, blended shades. *Colorful*—they'll never need paint. *Moderate price*—far less than ever before. And *time payments*—as little

This roof has  
**SIX APPEALS**

- 1 PERMANENT
- 2 FIREPROOF
- 3 HARMONIOUS
- 4 COLORFUL
- 5 MODERATE PRICE
- 6 TIME PAYMENT

as \$19.50 down for a house of average size. The balance in small monthly payments over a year.

These shingles are made of asbestos fibres and Portland cement—that's why they last . . . Ask the dealer to show you Johns-Manville Flexible Asphalt Shingles, too. They cost even less, and are fire-resistant and durable.

The J-M dealer will gladly inspect your roof free, and give you any roofing information. If you are interested, he will also tell you about J-M Asbestos Wainscoting, with which that dingy bathroom or kitchen can be modernized for as little as \$9.75 down. Just mail the coupon!

You can put on  
a permanent roof of  
Johns-Manville  
Asbestos Shingles for  
as little as \$19.50  
A year to pay DOWN

## Johns-Manville Roofs

For residence, industrial plant or office building—Permanence . . . Protection . . . Satisfaction

Johns-Manville, 41st Street and Madison Avenue, New York City



AH-11

I would like to have your dealer inspect my roof—free. I would also be interested in learning more about J-M Asbestos Wainscoting. This places me under no obligation.

Name \_\_\_\_\_


Street \_\_\_\_\_ City \_\_\_\_\_ State \_\_\_\_\_



## Plant your bulbs in baskets

# To Outwit the Mole

**T**HE long standing controversy as to whether moles eat bulbs seems to be settled in the negative. Repeated examinations of stomach contents and experiments with moles in captivity prove this. Still, garden experience has been that when moles infest borders and beds, the bulbs disappear. What then, is the an-



Anyone at all handy with tools can easily make some such basket as is shown here. A pair of detachable handles facilitate lifting—and when filled with soil the basket is heavy

swer? Continued experiments and observation indicate that after the moles build their runs, mice, shrews, and other rodents utilize them, eating bulbs and roots found in adjacent soil. If the moles did not prepare the way these latter pests would never reach the bulbs. Our problem then, would seem to be the elimination of the moles.

Traps, poison baits, gas bombs, and other remedies all have their advocates but none seems to be efficient under all conditions. Gardeners have searched incessantly for some way to circumvent these pests and some unknown genius conceived the idea of planting bulbs in wire baskets of sufficiently fine mesh to keep out the rodents and still permit the roots to penetrate beyond their confines. Half inch-square mesh galvanized wire has proven the most practical and baskets have been made in many sizes and shapes. This same type of wire has also been used effectively as a barrier around large beds.

The idea of planting in wire baskets is applicable under various conditions and has been found to have numerous advantages beyond protecting the bulbs from their animal enemies. In one extensive garden where a variety of choice Lilies is planted, round baskets about twelve inches in diameter and fifteen

inches deep are used. Lilies having small bulbs are planted three to a basket and large kinds only one. Base rooting kinds, such as the Madonna Lily, do not require baskets more than eight inches deep. These bulbs need to be covered with but an inch or two of soil and baskets can be just deep enough to contain the bulb with but an inch or two of soil beneath it and allowing their rims to remain an inch above the surface. Others, Auratum, for example, should go down ten or twelve inches and require baskets relatively deeper.

Baskets also have the great advantage of definitely locating the material planted therein. It frequently happens that




choice bulbs lie dormant for many months after planting and unless their location is definitely known they may be injured in cultivating or planting other material.

The host of bulbs usually planted in the fall, especially Tulips, prove happy subjects for planting in baskets. In the extensive gardens on the Columbia Highway of the Hon. Julius Meier, Governor of Oregon, I saw many hundreds of Tulips planted about fifteen to each wire basket, fifteen by twenty by nine inches deep. The baskets are made with a three eighths round iron rim that they may be picked up by hook handles when they are filled with bulbs and soil. In this garden the bulbs are planted in the baskets at the usual time in the fall and the baskets are grouped together on top of the ground with soil hilled up around them where they remain till late in autumn. They are then spotted here and there throughout the borders, sinking them so that their rims are but an inch above the surface. As soon as the blooms fade in the spring,

the baskets are lifted and stored in an out-of-the-way place to ripen off. The usual practice is to turn out the bulbs after they mature, sorting them to size and storing till fall planting time but in these days when economy is the watchword, they are left right in the baskets and at planting time liberal supplies of plant food are placed directly beneath the baskets as they are spotted in the borders. This practice could not be continued indefinitely but would be practical for the second or third year. When the baskets are lifted out in the spring either the holes may be filled with soil or replaced by other baskets with blooming annuals.

In this same Oregon garden experiments were tried with placing a barrier of wire vertically down in the ground all around a bed or border with the upper edge projecting a couple of inches. First an eighteen-inch width was used but it was found the moles would burrow under this, so a thirty-six-inch width was tried and this proved successful. Inside the barrier moles and their followers did not intrude, while outside the area would be riddled in every direction. Lawns also



The round form of wire basket will often be the more adaptable to single-handed use, and it is easier to plant in the ground

have been effectively protected in this way. Gophers which prove such pests in many sections are also foiled by the use of baskets and screens. Where gardens are surrounded by uncultivated or wild lands that are badly infested with moles and gophers, the entire garden may be wired and this will keep out most of the marauders. Those which do intrude can be trapped.

ROMAINE B. WARE



# The AMERICAN HOME PANTRY SHELF



●  
*The*  
AMERICAN HOME  
Introduces  
and Recommends  
SHREDDED WHEAT  
*to The*  
AMERICAN HOME  
HOUSEWIFE  
●

Kitchen Cabinet through Courtesy of Hoosier Mfg. Co.





"What a slick bathroom!"  
"... and remember how dowdy  
it used to be."

**R**EPLACE your old water-closet with a smart, *one-piece* T/N. Unusually *moderate in price*. Flushing unusually quiet. Non-overflowing. Tank and bowl are combined. Fits under stairs, windows or in corners. Finest twice-fired vitreous china in many harmonizing colors. Installs quickly. Coupon below will bring you full details.



**T/N**

**ONE-PIECE  
WATER CLOSET**

W. A. CASE & SON MFG. CO. *Founded 1853*  
Dept. 2211, 38 Main Street, Buffalo, N. Y.

Please send me free descriptive literature on the  
T/N one-piece Water Closet. I am interested in  
 REMODELING  NEW HOME.

Name \_\_\_\_\_

Address \_\_\_\_\_

Plumber's Name \_\_\_\_\_

## Don't let your house run down

Is your house as sound as it was when you bought it? In its present condition, is it worth what you paid for it? If you sold, would you be forced to cut the price because of depreciation? Do you know what to do when things about your house begin to go wrong? The effect on strength and stability? Whether repairs can safely be put off?

In the belief that many home owners are interested in the upkeep of their homes, Mr. Roger B. Whitman, expert and authority on home upkeep, will conduct a monthly home owners' service for all readers of *The American Home*. Please feel free to avail yourself of it whenever you need help with your home, addressing inquiries to Mr. Roger B. Whitman, care of *The American Home*, Garden City, New York

### CLOGGED WATER PIPES

"Something seems to be clogging my water pipes; water does not run as freely as it did, and the hot water is discolored. How can I clean them?"

That cannot be done, unfortunately. The metal of your pipes is not suited to the qualities of the local water and is being affected by it, and there is no practicable method for the clearing away of the deposit of rust and mineral salts that has formed. The trouble will get worse until the pipes are completely clogged or rust has eaten through. Your only recourse is replacement. To do this with the usual rigid pipe will necessitate the tearing open of walls and floors, with added expense for patching and redecoration. It should be more economical to use copper tubing, which comes in sixty-foot lengths, and is sufficiently flexible to be pulled up from the cellar beside the old pipes, which are left where they are. The tubing and necessary connections, intended for replacement work, are made by several different manufacturers, and any good plumber will be able to make the installation.

### CURING A SQUEAKING FLOOR

It is so usual for a floor to squeak that one of the commonest requests is for a remedy.

The cause of squeaking is, of course, the loosening of nails, either from pulling out or because of the shrinking of the wood. These nails may be the ones that hold the finish floor to the sub-floor, or the sub-floor to the beams, and as they are all concealed, they cannot be tightened. Other ways must be found to take up the looseness. When the under side of a floor is exposed, as is usually the case over a cellar, the part that squeaks should be examined to see whether the sub-floor rests solidly on the beams. If it does not, thin wedges (the thin ends of shingles) should be driven in. Otherwise the looseness must

be taken out from the top by nailing. Finishing nails, which are slender and have small heads, should be used,  $1\frac{1}{4}$  to  $1\frac{1}{2}$  inches long. These should be driven in on a slant, and to avoid marring the wood, the last strokes should be with a nailset. The heads are sunk below the surface, and the holes filled with putty or wood paste tinted the color of the floor. In extreme cases, screws may be necessary. These should be slender and with small, flat heads. Holes the size of the screws should be drilled through the finish floor, with the upper ends enlarged to sink the heads  $\frac{1}{4}$  inch below the surface. When the finish floor is thus drawn solidly down to the sub-floor, the holes above the screw heads are plugged with slices of dowelling glued in, sandpapered evenly, and finished with the floor.

### LEAKS IN A SHINGLE ROOF

"My shingle roof is beginning to leak. Can I make it tight with anything short of a new roof?"

If the leaks are from defective shingles, and you can locate them, pieces of roofing tin, or better yet, of tar paper, can be slid under them to cover the holes. Should defective shingles be general, a more certain remedy will be to paint the roof with a compound that any roofer can apply. It is thick, and will sink in and close the leaks, but will not run and drip in hot weather. It should make the roof tight for at least five years. The only possible objection is its dark color.

### A NEW ROOF OVER THE OLD

A question that is frequently asked is whether, in putting on a new roof, the old must first be removed.

There is no reason why it should be taken off and several for leaving it on. Tearing off the old shingles is expensive in labor and creates an unbelievable amount of dirt inside the house as well as out. This is all saved by putting the new roof on top. Almost any

roofing can be used; wood shingles, asphalt-slate, asbestos, or metal. The double roof will be stronger and stiffer, and much more resistant to the passage of heat in summer as well as in winter. Fungus or rot that may have started in the old roof will die out as the shingles dry under the new covering.

### PAINTED CEMENT

When a cellar game room is built, it is usual to paint the cement floor, frequently with poor results. The paint softens, discolors, or flakes off. Owners want to know why, and what can be done to remedy it.

When concrete and cement are new, they contain free alkali; in exterior work this washes away, but it remains in a cellar floor that is protected from weather. This alkali will destroy paint through its effect on oil, and must be neutralized. The floor should be flushed with a solution of three pounds of zinc sulphate to the gallon of water, this being an inexpensive chemical to be obtained at a paint store. The floor should dry for three or four days, and will be safe for paint after brushing away the tiny crystals that will have formed.

### WATERPROOFED STUCCO

The owner of a stucco house noticed that after a rain the stucco was streaked as though water had soaked in. He wondered whether this was harmful, and if so what he could do about it.

The stucco would not be harmed, but there might be eventual damage to the parts underneath through rusting iron and rotting wood; decorations might be marred should moisture strike through to the inside walls. There is the further possibility of damage should there be a freeze when the stucco is soaked. Stucco is supposed to be waterproof and should be made so in the mixing; if not, waterproofing can be painted on as a transparent liquid or ordinary paint.



## We hadn't much money so we used ideas

Continued from page 275

Another bedroom has walls of soft apricot; a plain dull green rug, chintz like those in the "blue" room but edged with violet instead of blue, a ruffled chair of plain violet linen piped in green, and matching chintz dressing table topped with apricot and silver lamps. The dressing table, by the way, was a chopped-down breakfast room buffet, and for results I refer you to page 274.

The guest room, pictured on page 275 is of the magnificent proportions of 7' x 10', yet by using clear, light yellow walls and simple arrangement of furniture, we achieved a room that does not look nearly as small as it actually is nor does it ever seem stuffy. A valance of white dotted swiss, edged with ball fringe, solved the difficulty of the old spread not being large enough to cover the bed. The accessories are white, the draperies have a white background with soft blues, yellow, and greens, and the rug one of those atrocious orange and green mod-

ernistic summer grass rugs turned upside down. We had heard that straw matting was coming back for country bedrooms, but were shocked to find the soaring prices it had taken since we last saw it used carelessly all over country farmhouses. In passing through the rug department one day, we saw these summer grass rugs, turned back, and found that on the wrong side they were quite as smart as any straw matting any decorator could use, and the plain tan and brown exactly what we wanted all the time!

The prize room of the house, however, is our child's room. Evidently a new wing, still unpapered or painted, the walls were dead white when we took the house. She loved it, and wanted it just as it was, but we prevailed upon her to let us paint it an ivory white, with sage green woodwork. The chintz is a real Christmas holly-berry design, with bright red and green on a white background, and here too we built

the room around the chintz. A large rag rug of green, white, and black checks covers the floor. Lamps and accessories are gay red, the furniture maple and mahogany. Extremely simple in color and furnishing, but a huge success from the viewpoint of every child in the neighborhood if their constant presence there is any indication.

And the bathrooms! Fixtures that came out of the ark, gleaming white walls and all so barren. I have shown the photograph of one of them, because there must be many of my readers who have this same problem in rented houses. We selected a sea-gull paper, specially prepared for bathroom use (one of those regular stock bathroom papers) and papered both walls and ceiling, thus bringing down the white tiles on the side-walls so that they no longer offend the eye with their glaring white, and calling attention to the color instead of the old-fashioned white fixtures. One

# WARM UP



FROM THE INSIDE  
with this energy food

**C**RUNCHY, golden, Shredded Wheat Biscuits, topped with butter, heated in the oven for a moment, then drowned in hot milk . . . there's the finest, quickest cold-morning meal imaginable! Creates energy and warmth the *natural* way—from the inside. For Shredded Wheat is a *natural energy food*—100% whole wheat, including all the bran that Nature provides. The whole wheat, sun-ripened, is steam-cooked, drawn into tender shreds, then baked. It's easily digested. Hot Shredded Wheat makes the ideal year-round breakfast, for young folks as well as grown ups.



When you see Niagara Falls on the package, you KNOW you have Shredded Wheat.

# SHREDDED WHEAT

FOR ALL THE FAMILY—ALL THE YEAR

NATIONAL BISCUIT COMPANY  
"Uneda Bakers"

# UNUSUAL GIFTS

Hundreds of them in our new catalogue.

**UNUSUAL LETTERS.** Hundreds of them in our files.

Never in our lives did we ask for a testimonial letter, much less *pay* for one. Yet here they are—from all over the world—from discriminating shoppers who found what they wanted *only* in our catalogue—from mothers who liked the sensibleness of our toys—from busy people whose purchases were late and who appreciated receiving their packages by special delivery at our expense, sometimes as late as Christmas Eve—from new customers who say they wish they had known us sooner—and all of them, apparently, agreeing with us that the *right* gift at a dollar or two is a thousand times better than the wrong one at ten.

Certainly we explored enough places and inspected enough things to know that in the new catalogue you have the pick of the world's unusual offerings.



274. Genuine gold-tooled Florentine leather bill folder. 75c.



1146. Five-year diary and address book of real sheepskin leather. Has lock and key. A special \$1.50.




1639. Imported microscope. Magnifies 50 times. Complete with specimen slides and full directions. \$1.00.



474. Knitted shoulderette of soft wool with silk ribbon ties. Fits over shoulders and falls to waist line. Light colors. \$1.95.



503. Pull the trigger—a flash of light. A flashlight boys love. 50c.



430. The newest thing in leather suspenders—by Hickok. Made of imported pigskin. Come equipped with new V clips to hold shirt front smooth when wearing a vest. \$1.00.




1381. Kellogg's Silver box of gift wrappings. New fancy papers, some plain red, green and white tissue, yards of tinsel ribbon and full assortment of seals, tags, etc. Complete outfit very special at 85c.



1682. Sterling silver necklace and ring, both set with stones to match, and both for \$1.00.



218. Pick it up and it lights. Set it down and it's out. Has radium button to locate in the dark. \$1.00.



1676. For airplane travel. Zip open the top and there are necessary toilet articles for any man traveler. Fine leather case. Complete \$5.00.



1634. New, imported, finely spun silk lined Dresden Mesh Bag, mesh delicately tinted to harmonize with the silk top. \$1.00.

WRITE for  
FREE  
Catalogue




Robert W. Kellogg, Inc. 16 Park St. Springfield, Mass.  
Send me FREE your 1933 Catalogue of "Unusual Gifts".





An annoying trickle of rust-colored water . . .

. . . rust-clogged pipes, damaged walls and costly repairs . . .



OR . . .


a full flow of clear water always

Anaconda Brass Pipe entirely eliminates rust—the chief cause of water pipe troubles. This durable pipe is the accepted standard of quality. Yet it costs no more than other trade-marked brands of Brass, and, for the average 7-room house, only about \$60 more than pipe that rusts . . . No one wants the annoyance rusting pipes cause. And few can afford the upkeep expense of water pipe less durable than Anaconda Brass.

May we send you our helpful booklet, "Copper, Brass and Bronze in the Home"? Address Dept. L, The American Brass Company, Waterbury, Connecticut.



## ANACONDA BRASS PIPE



### Old Time New England

Send for the name of the store where you may see this quaint and entrancing furniture fashioned by skilled New England artisans.

**CONANT-BALL-COMPANY**  
84 Sudbury St. FURNITURE MAKERS Boston, Mass.



This is the EMERSON-HOWARD house at Ipswich Massachusetts. Built in 1648 by Thomas Emerson and now owned by the Society for the Preservation of New England Antiquities. The SALISBURY group above was inspired by this famous old New England home. Look for the name on the genuine.



Send for this portfolio of FAMOUS REPRODUCTIONS inspired by Old New England Homes.

## We hadn't much money so we used ideas

Continued from page 305

is done in apricot, gold, and black; one in blue, green, and silver; and one in yellow, green, and gold. Hampers, wastebaskets, bath bottles, towels, and organdie curtains in pastel colors complete the illusion of colored bathrooms to match each bedroom. And both wallpaper and labor cost exactly \$8.50 per bathroom!

We papered the halls in a diamond-shaped Colonial pattern, painted the treads ivory and the rail mahogany, carpeted the stairs in old-fashioned Christmas green—and nothing to do now but enjoy it all and smirk over the compliments of our friends.

The furniture we got as we could, with nary a piece of make-shift furniture in our house. But by buying odd pieces of fine sets, and matching up as we found them, secured marvelous bargains all because the regular customers could not conceive of buying them because there was nothing else to match them!

We paid the paper hanger for the three baths, the hall and doing over two ceilings—and pocketed the balance we had been allowed for redecorating it. Hard work, yes, but a result that is entirely charming, a home we need make no apologies for, and perhaps *more*

charm and beauty than money could ever have bought.

NOTE: Some months ago, in writing a letter to subscribers and mentioning somewhere in it the eternal drudgery of housework, a reader sent back \$2.00 and this remark: "You don't know the first thing about housework, but you're a clever little chit and here's my renewal." I've thought about that often, and felt that this story of home painting, home carpentry, drapery making, and all the rest, was my chance of telling my readers that I do know, that I live exactly as they live, with the same interests and the same problems. It is the sort of true story that I hope to print often in the pages of THE AMERICAN HOME. And if I have encouraged you or helped you, I should be happy indeed to know that—or help you with any personal problem you may have. And please know that with this first issue under my editorial direction, I sincerely hope to have made a start to making this magazine a genuine, sympathetic guide for every ambitious homemaker in the land. Do you like it—has it helped you?

THE EDITOR

## Two tables of bridge

Continued from page 279

Add boiling water slowly to caramelized sugar. Add one cupful of milk to the eggs. Pour slowly into caramelized syrup, stirring vigorously. Cook over boiling water until mixture coats spoon, then cool and add flavoring, also one cupful of nuts and freeze with 1 to 8 salt-ice mixture. This makes one and one-half quarts. It should be served with chocolate sauce.

### Chocolate sauce

3 squares bitter chocolate  
¼ cupful water  
1 cupful sugar  
½ cupful white corn syrup  
1 cupful evaporated milk  
1 teaspoonful vanilla

Melt chocolate over hot water. Add water slowly, stirring until smooth, then add sugar and syrup. Boil to soft ball stage, 238° F. Remove from fire, add milk and vanilla, and beat.

### Pecan jumbles

4 cupfuls of flour  
3 eggs  
2 2/3 cupfuls brown sugar  
pinch of soda  
1 ½ cupfuls of butter  
¾ lb. broken pecan meats

Pecan halves, enough to place one on top of each wafer which is baked

Cream the butter and sugar; add the beaten egg yolks, the flour which has been sifted with the soda, the chopped nuts, and last, the beaten whites of the eggs. Put in the ice box to chill. Drop with a teaspoon on a large cookie sheet, placing half a pecan on each, and bake in a medium oven until delicately browned.

A dainty tea tray, with tea, cream, lemon slices, and sugar will complete all the necessary preparations for your afternoon bridge party.

ELIZABETH H. RUSSELL



# \$ Dollar ideas \$ for American homemakers



Good ideas wanted—big or little! The sort of thing that will help other homemakers. \$1.00 will be paid for each idea accepted

## Taking telltale stains out of varnished furniture

White rings from wet glasses set carelessly down probably spoil more furniture than any other one cause. I pour a little olive oil into a dish and scrape a little white wax into it. Then heat this mixture until the wax melts and rub sparingly on the stains, after which I rub the surface with an old linen rag. I guarantee that all stains and "white rings" will disappear!

MRS. VIOLET MASON, Evanston, Ill.

## The editor's idea

Those of us who love natural flowers too well to put artificial flowers in our house still need not be without green growing things or bright berries in the winter-time. Ivy trailing down either side of a fireplace, on a bookcase, or in some of the lovely wrought-iron hanging brackets that are now so inexpensive make lovely decorative spots as well as give us something green and growing all winter long. Scarlet Chinese lanterns with misty sea lavender or with bittersweet; snowberries in a squat little bowl of shiny bright brass or copper; bright orange bittersweet with rich sprays of cedar; stiff upright little sprays of winter-berries in a tarnished old pewter pitcher—these are all available at very small cost and will add a deal of charm to any little house. Dark, rich green laurel leaves, too, are very lovely especially in transparent glass vases.



R. A. Smith

## Cleaning painted walls

This is a very simple recipe indeed, and possibly many of your readers already know about it. However, I still see so many women trying to clean stains on painted walls by scrubbing them vigorously, and leaving wide areas of lighter color than the rest of the wall, that I am passing this on for what it is worth. Put a little aqua ammonia in moderately warm water, dampen a flannel cloth with it, and gently wipe over the painted surface. No scrubbing is necessary and it will not "lighten" the area cleaned.

MRS. ELI SECOR, Altamont, N. Y.

## Baked potatoes that are dry

If baked potatoes are split or pricked as soon as they are cooked, they are not likely to be soggy.

MRS. WILLIAM CASE, Scranton, Pa.



House at Naugatuck, Conn. Architect, Fred A. Webster, Waterbury Conn. Front and rear walls finished with Cabot's DOUBLE-WHITE Collopakes, blinds stained with Cabot's Creosote Shingle and Wood Stains.

# You Get QUALITY & ECONOMY when you finish with Cabot's Collopakes

YOUR home will look like new, this year, and next, when it is finished with Cabot's Collopakes. Made by the patented Cabot Colloping process, the pure pigments are reduced to tiny sub-microscopic grains (far smaller than can be produced by grinding), and colloiddally combined with the vehicle. As a result, Cabot's Collopakes have more hiding power, go further and last longer, preserving the woodwork and keeping your home like new. Less painting work and less coats are necessary, so with all their quality Cabot's Collopakes save money, - now and later. Made in Whites, Gloss Greens and other colors, in Semi-Flat for exterior use; and in Interior Flats and Enamel for inside finishing. *Get the Quality and Economy of Cabot's Collopakes!*

# Cabot's Collopakes

For all Paint Uses

Made by the makers of Cabot's Creosote Shingle and Wood Stains

*Samuel Cabot*  
Manufacturing Chemists

141 Milk Street  
BOSTON, MASSACHUSETTS


Please send me your free  "Book of 100 Houses"  Collopake Booklet.  
*Check one or both*

Name .....

Address .....



**PLUM PUDDINGS  
and  
FRUIT CAKES**



For Thanksgiving and the Holidays  
For nearly half a century Hagaman's have been making delicious Plum Puddings and Fruit Cakes. And now—by following and using the same fine old recipes and only the best ingredients, we offer American Home readers exceptional Holiday delicacies.

Handsomely packed in white moire boxes, sent postpaid anywhere in United States, our Plum Puddings and Fruit Cakes make unusual "tasty" Holiday gifts.


<b>PLUM PUDDINGS</b>			
About 1 lb. 12 oz. ....\$ .95			
<b>FRUIT CAKES</b>			
1/2 lb. size	....\$ .50	2 lb. size	....\$1.65
1 lb. "	.... .90	5 lb. "	.... 4.00
1 1/2 lb. "	.... 1.25	8 lb. "	.... 6.25

**A. HAGAMAN & COMPANY**  
Bakers  
883 Madison Ave. Albany, N. Y.

**The American Home**

clears an aisle for the month's best bargains

**9' x 12'**  
**\$27.50**



An absolutely new rug, produced by an entirely new process of weaving by one of the world's largest and oldest rug mills. Of exquisite beauty and durability at an outstandingly low price. These rugs are made in beautiful reproductions of Oriental masterpieces—copies of Sarouk, Iraq, Chinese, and Ispahan designs. Other features: patterns woven through to back; deep pile and lustrous finish without chemical wash; serged selvages for luxury and long wear; back invisibly treated to prevent slipping. Offered for the first time by W. & J. SLOANE, 5th Ave., and 47th St., N. Y. C.



**\$5.50**  
Post-paid

**A pleasure to serve!**

Your guests will applaud your ingenuity in making entertaining so simple with this new triple folding tray. Finished in polished Chromium which will not tarnish. Size 7 1/2" x 11" and when folded occupies no more space than a single tray. A convenient and novel gift every woman will love.

**THE boulevard shop**  
141-05 Northern Blvd., Flushing, New York



**A Shimmery Kettle**

will add a smartly "homey" decorative note to any room. Handmade, of hammered copper or brass. Pewter lined. Six-cup capacity. Postpaid. **\$2.95**

You can enjoy shopping New York's famous "Brasstown" in your own home through our new Booklet R-11—May we send it to you?

**For Winter Hospitality**

Every fireplace should have one of these good looking and serviceable English Toasting Forks. Solid brass. 20" long. Postpaid. **85¢**

**ADOLPH SILVERSTONE**

Est. 1898—"Oldest Shop in Brasstown"  
21 Allen Street New York, N. Y.

**Please write direct**

to the manufacturers whose names are given here. We would appreciate your mentioning THE AMERICAN HOME

**Two good buys in end tables**



Special  
**\$19.50**  
26 in. long  
20 in. wide  
20 in. high

Solid mahogany Georgian coffee table with beautiful crotch mahogany top and fine hand inlay. Graceful lines. LANS, 661 Fifth Avenue, New York City.



**\$19.50**  
English Chippendale reproduction, solid mahogany, antique oil finish, proof against all uses. ERSKINE-DANFORTH CORP., 383 Madison Avenue, New York City.

**Wonderful Rare Christmas Gifts**



Real "Heidschnucken" and Iceland mountain sheep skins with long, silky hair. Make beautiful fur floor rugs—also fine for wall hangings.


**NO DYES USED  
VERMIN-PROOF**

Black, white, or pretty markings. Overall size about 30" x 60".

**\$13.50 Postpaid**

SUNNY CREST FARMS Hampton, Conn.

**Filet Tiré INITIAL**



Handkerchiefs  
1 to 3 **75¢**  
Initials each  
6 for \$4.00

Entirely handmade of pure Irish linen. Mail orders promptly filled. Sport 14" or men's 18" size, \$1.00 each. 6 for \$5.50

Porto Rico Store  
347 Madison Avenue  
Suite 404 A, N. Y. City

**Vermont  
MAPLE  
HEARTS**



The famed maple flavor is glorified in this deliciously smooth and tasty confection, mailed fresh daily from the heart of maple-land. 1 lb. 5 oz. net in a daintily packed "Sap-Bucket" of natural wood. Chock-full of gift atmosphere . . . unique in flavor and looks.

**GIFT "Sap Bucket"**

Just the right touch for those "remembrance" names on your list. Novel for bridge candy or prizes. We mail to your list, \$1.25 postpaid (West of Miss. R. \$1.40). Bucket filled with assorted Bridge shapes if preferred. Write for price list of pure Maple Syrup, Sugar and dainty confections.



**Maple Grove Candies, Inc.**  
Route 22  
St. Johnsbury Vermont

**\$1.25**  
POST PAID  
1 lb. 5oz.



*This Club Chair  
is a charmer—and only*  
**22.00**

Its charm begins to work when you see its good-looking coverings—and once you sit in it, you capitulate completely. Hair filled, down cushion, full, generous size. LORD & TAYLOR, Fifth Avenue and 38th St., New York City.



THE AMERICAN HOME, a new quality home-making magazine that sells for only \$1 a year, will grace your table and supply you with some practical, helpful suggestions you've never found elsewhere. \$1 a year.

Published by  
**DOUBLEDAY, DORAN & COMPANY, Inc.**



**TUTTMAN** Colonial Door Knocker, heavy solid brass 7" long x 4" wide "an everlasting gift"



**1.25** Shipping Charges Collect  
XMAS Catalogue  
103 Allen St., N. Y. Dept. A


**ENDS CALLOUSES**  
They Gently Fade Away  
Corns and Callouses yield at once to the wonderful medication in this thin, comfortable adhesive fabric. You walk, play, dance in comfort. No more nagging foot pains. This soothing Medicated Adhesive Surface absorbs all hard growths without injury to healthy tissue. Antiseptic, healing. B g spool, 60 square inches. Send \$1.00 and if not satisfied after trying get full refund.  
COMFITAPE LABORATORY  
Box A-10 Burlington, Vermont



**Medicated Comfitape**


MADE IN GRAND RAPIDS  
**FURNITONE**  
A Furniture Polish from the Furniture City  
Made by furniture finishing experts. Cleans, restores, beautifies, and preserves all finished wood surfaces. Removes dirt, grease, stains and dust and brings back original lustre with one application. No injurious ingredients. Does not leave greasy film or unpleasant odor. Send \$1.00 for 16-oz. bottle. Satisfaction or money refunded.  
**FURNITURE CITY POLISH CO.**  
60 Wealthy St. Grand Rapids, Mich.

**NOT HOUSE-BROKEN!**  
We call him Scotty. When your guests put cigarettes in the ash tray—and pat Scotty's head, he'll raise his little hind leg and—PUT OUT THE CIGARETTE! Convenient water sack inside Scotty is easily filled. At last a canine's most inconvenient habit has been turned into a practical and extremely funny use! Scotty mounted on ash tray—both in attractive bronze finish.  
Scotty may be had for \$1.50 postpaid. Money back if not completely satisfied. Remit to  
**HOME GADGETS**  
Dept. 12  
200 Fifth Ave. N. Y. C.



**ONLY \$1.50 each, delivered**

**260 Home Plans \$3.50 Postpaid**  
700 photos and floor plans of intensely interesting American and English colonial homes, cottages and bungalows costing from \$1000 to \$30,000. Size of rooms and building, approximate cost to build and cost for plans and specifications. You cannot afford to build or remodel until you have seen these books.  
**FREDERICK H. GOWING, Architect**  
101-A Tremont Street Boston, Mass.



making a garden with practically no space at all?  
Flower borders for little plots, the small garden well done, a garden on \$25—no end of help and suggestions for you in every issue of *The American Home*. \$1 a year. Address, Garden City, N. Y.

**When you give a formal dinner**

Continued from page 282

given below in the dining room, and black coffee and cigarettes in the living room.

**Menu**

- Imperial Soup
- Celery Olives Salted Nuts
- Finger Rolls
- Roast Duck Royale
- Potato Balls Peas
- Gooseberry Jelly
- Creamed Mushrooms
- Pineapple and Grapefruit Salad
- Cheese Balls Saltines
- Ice Cream Macaroons
- Coffee

Three points to consider are marketing for materials, mode of preparation, and what may be done a day ahead. From the butcher you will need a three and a half pound young fowl, a half pound sliced bacon, a fine young duck as large as they come, dressed, then neatly cut into six pieces. Be sure all giblets are sent with the birds.

The complete market order should include one pound of mushrooms, six lemons, bunch of parsley, head of lettuce, two bunches of celery, a can each of tomatoes, and grated pineapple, one grapefruit, a pound and a half of peas or a can of small peas, jar of mayonnaise, bottle of French dressing, half pound of salted nuts, olives, a quarter pound Roquefort and one cream cheese, and one box of the crème de menthe wafers. Butter, eggs, milk, cream, bread, and potatoes are usually on hand.

Things to be prepared a day ahead: Chicken for the soup and the garnish. Boil the chicken with celery tops, sliced onion, pepper, salt, sweet herbs, a half teaspoonful of curry powder, and three pairs of extra chicken feet split and cleaned. When the chicken is done remove, take the meat from the bones and set aside for future use throwing the bones into the broth and boiling down a half hour, strain through damp cheesecloth and when cold remove the grease. For the soup garnish stew one large can of tomatoes with a small onion, celery tops, pepper, salt, and a quarter cupful of sugar. Cook fifteen minutes, strain carefully. When cool add five beaten eggs, pour into well-buttered mould, cover with parchment paper tied down, set into saucepan of boiling water, and cook slowly one hour. Cool, chill, unmould, and keep on ice. When ready to serve heat the soup, and place three inch-square cubes of

the garnish in each plate. An unusual and attractive soup.

On the morning of the dinner shell the peas; cut the potato balls and put in cold water; peel the mushrooms, cover and set in a cool place; prepare the materials for the cream sauce. Make the duck dressing as follows: crumbs of stale loaf, a cupful of seedless raisins, grated onion, one tablespoonful of minced celery tops, pepper, salt, a little sugar, a teaspoonful of powdered sage, a half cupful of finely chopped nuts, and three quarters of a cupful of butter. Mix well, cover, and set aside to flavor. When ready to cook add a couple of tablespoonfuls of cream to the dressing and heap in the center of a buttered dripping-pan. Butter over the duck pieces and stack around the dressing. Dust with pepper and salt and baste with melted butter and a little cooking sherry. Roast in a brisk oven and just before it is done sprinkle with a little flour to plump the meat, basting frequently. When the meat is done and ready to serve lift the dressing to a platter, cut legs and wings from the bird, then slice the breast but do not remove it from the bones, and lay it around the dressing. Garnish with parsley and orange quarters that have been cut through skin and all seeds removed then rolled in a little melted butter, grated American cheese, dusted with fine crumbs, and browned in the oven. Gooseberry jelly is served with the duck.

Potato balls are dressed with melted butter and chopped parsley. Peas when done are drained and seasoned with pepper, salt, a little sugar, and a lump of butter. Mushrooms are sautéed for ten minutes in butter then are put into a rich cream sauce. The giblets are boiled until tender then the livers of duck and chicken are chopped fine and added to the cheese balls, the hearts and gizzards are chopped for the gravy. A quarter pound of macaroons will be sufficient to buy for use with the ice cream. Remove all white skin from the grapefruit, remove segments whole, and set aside to chill.

Recipes are given below for salad course and hors d'oeuvres, the rest of the dinner may be prepared from the mode of procedure already given. The relishes are on the table when the dinner is announced.

(Continued on page 312)

**Indiana's Finest Old-Time COUNTRY HAMS**

Can Now Be Enjoyed by Fastidious People Everywhere

An Indiana farmer has gained National Fame, producing these delicious—tender—juicy—and most sumptuous hams. Such flavor! Such lusciousness! can not be purchased in stores. They are mildly sugar cured and hickory smoked in the good old-fashioned way, requiring weeks and weeks. They come to you direct from the farm. Sizes 12 to 16 lbs. Price 50c per lb. postage paid. Satisfaction or money refunded.

Ready for delivery Nov. 1—Order early

Order several, they will keep perfectly for many months in any dark room or attic

**RIVER BEND FARMS**

Elkhart, Ind. R. F. D. 1.



THE OLD HOMESTEAD  
Winter Scene at River Bend

**STUDY INTERIOR DECORATION AT HOME**  
FOUR MONTHS PRACTICAL TRAINING COURSE  
Authoritative training in selecting and assembling period and modern furniture, color schemes, draperies, lamp shades, wall treatments, etc. Faculty of leading decorators. Personal assistance throughout. Cultural or Professional Courses.  
**Home Study Course**  
starts at once: Send for Catalog 12N  
**Resident Day Classes**  
start Oct. 3rd: Send for Catalog 12R  
**NEW YORK SCHOOL OF INTERIOR DECORATION**  
578 Madison Avenue, New York City

"No library complete without Kipling complete"

**ECHO BRIDGE CURTAINS**  
Yours for the asking . . .  
... a generous sample of lovely NU-TONE Marquisettes  
You'll love the gossamer transparency, and the shimmering lustre of these charming flat or ruffled curtains with or without ruffled valances.  
Samples of our regular NU-TONE MARQUISETTE M 176—and of M 76, a new weave with heavier thread that is particularly lovely—are also yours for the asking. Then when you decide on the curtain styles and lengths you want, you can buy right from the sample at your favorite store.  
**MARTIN MANUFACTURING CO.**  
Established 1897  
Boston, Mass. West Newton P. O.





# Garden facts and fancies



What things have pleased you best—or have you had some disappointments? Tell me about your joys and trials, and perhaps you will let me be a visitor in your garden through a photograph sent to me

*Leonard Barron*



**A** DEFINITE drought was experienced over a very wide section of the country this past season. Here and there a favored few report an adequate rainfall, as along the Gulf Coast, but by and large the year was both hot and dry above the average. Here at Garden City, N. Y., we've had about 600 degrees above normal accumulated heat with about 15 per cent less rainfall than normal. A rather trying combination of excesses following a like series of like excesses for the three years preceding. This favored the spread of certain pests and has handicapped the gardener in providing growing conditions for some plants.


Obviously unless precaution was taken or conditions are exceptional the garden goes into winter with little or no reserve water supply, and that needs to be thought about now. Evergreens especially, but not to the exclusion of deciduous plants, may likely enough actually need watering during the winter especially when there is no snowfall. In the late spring of this year many an evergreen planting turned brown and losses followed. Watch all the more carefully in the coming months because of the accumulated total of unfavorable seasons, and be prepared to give water all through the winter, not waiting for the spring evidence of injury.

Dressings of plant food will not overcome the deficiencies of water starvation, a fact to be remembered in checking up the results of the year's work. But given those extra foods plus artificial watering in a warm season and there is hardly a limit to what might be accomplished.

Each season has its own peculiarities. Even in the matter of insect pests, broadly speaking, some different one achieves prominence each year, which is not so bad as it seems to sound, for others recede in rotation. Close attention to details of routine work develops a better understanding of what is a normal appearance of the growing plant, and any departure from that is accepted at once as a danger sign. So as the new gardener graduates from the mere tyro steeped-in-ignorance class he is likely to feel that everything is tending to the worse. Whereas, in fact, things are the same but

his observation and understanding are more intelligent. If you are but a second or third year gardener don't let yourself become discouraged, simply because you have begun to learn.

Any gardener with the least bit of observance will have learned one good lesson from the drought, namely, that where decomposed manure had been used the plants stood up better. This is, of course, the experience of ages, and has led to the popular misconception that the manure was a potent fertilizer. The fact being,



A section of the garden of Mr and Mrs. G. Griffith Clapham at Sea Cliff, N. Y., photographed from a porch roof and showing the arbor they built themselves for their lovely Dr. Van Fleet Rose

however, that the greatest function of the manure lay in its capacity for holding water. The water retention of cultivated soils may almost be measured by the quantity of humus in it, and stable manure puts large quantities of humus into the soil. If the same quantity of humus can be added in some other way, well and good. The exact source of the humus is not of great consequence. But get the humus, i.e. decayed or decaying vegetable matter, and so economize on the water bill. With humus in the soil chemical plant foods can be used economically because the essential elements will be held for use by the plant.

Sprinkling water overhead is not an efficient substitute for soil water. In fact, overhead watering may be injurious on dry, hot soils during heated spells to some plants because of the "steaming" that follows, practically parboiling the plants. Some rock gardens have suffered in this way. The actual problem in artificial watering lies in getting the water *into* the soil. And in the absence of a proper proportion of humus there is a tendency for the surface to bake and

harden so that water runs off rather than into. The practical point of view at this time is to add humus by any means possible—manure, leaf mold, vegetable refuse, green cover crops to turn under, or what have you.

## Plant a garden

Among the several pleasurable recompenses that arise from this page of chat and gossip are the not infrequent personal letters from other gardeners who in that way take me into their gardens. Often convincing photographs come too, evidences of achievement. To all such, many thanks.

One reader of this page sounds a note of joy and encouragement to others in these troublous days by sending the following:

When the worries and depression are at their worst and we feel: What can we do to forget?

*Plant a garden!*

Then, when we have planted the seeds, watched for them to come up, and find they do not, don't be discouraged; get more seeds, plant them, and never say fail.

*Plant another garden!*

Then, when these new seeds come up and each plant blossoms, matures, and makes new seeds, save them to plant again. They have always proved very satisfactory for me.

*Plant a garden!*

Have a water garden also with the beautiful pink, rose, and yellow lilies that blossom from early spring until frost; have a few friendly gold fish that are so interesting when they swim up to the edge of the pool to be fed.

*Plant a water garden and a rock garden!*

How we watch for the dainty lavender, yellow, white and purple Crocus that are hid away among the rocks, also the blue Scillas, Forget-me-not, Blood-root, Violets, and brilliant yellow Cowslip, Sedums, and so many other beautiful rock plants.

*Plant a rock garden!*


Plant also a Mulberry tree, Elderberry, Sunflower, Honeysuckle, Bittersweet, Black-eyed Susan, and Dogwood trees. Then you can sit in your garden and watch the many different varieties of birds feeding on the berries and seeds.

And don't forget to give the birds a place for bathing; give them a bird bath or two as I find the larger birds drive away the small ones, so I have two baths for the birds in my garden and the birds become so friendly they will come and take their bath while I am working only a few feet away.


I have been interested in planting a flower garden for forty-two years and am as interested now as I was in the beginning. So to drive dull care away and be strong and healthy, get out in the fresh air and sunshine and—*Plant a garden!*

GRACE H. CLAPHAM, Sea Cliff, New York





Plant Now!



This Twice-a-Year  
Lovely Bloomer  
The Charming  
**DAPHNE  
CNEORUM**  
(Garland Flower)

**T**WICE a year it surely will bloom. In some sections it comes close to being perpetual. But if it bloomed only once, you would be satisfied. After the fragrantly spicy pink clustered bloom heads are gone, always there is its feathery foliage as it

spreads out so gracefully. Grows about a foot high. Ideal for planting around sun dials and bird baths, along borders or edges.

Now is the month of months to plant lovely Daphne. Note our offer.

**Prices**

- 3 bushy plants full of buds 7-9 inches in diameter \$ 2.00
  - 12 bushy plants full of buds 7-9 inches in diameter 8.00
  - 100 bushy plants full of buds 7-9 inches in diameter 60.00
- Larger sizes at slightly higher prices.

America's Finest Plants and Bulbs



**Wayside Gardens**

12 MENTOR AVE., MENTOR, OHIO

**ROSES**

**Autumn Planting**

New Roses and rare Roses, originated in America, in England, in France, and in Australia, are now grown in large quantities by the producers of the "world's choicest nursery products."

*Prices on these two-year-old, field-grown Roses have been greatly reduced.*

These low prices are for fresh-dug plants, ready after October 20th, and will be shipped *express or freight prepaid*.

A Special Fall Folder featuring Roses, Hardy Plants, Rock-garden plants and similar planting material will be mailed on request. Write for it if you have not received a copy.

Old Fashioned Roses. A special booklet of the Roses seen long ago in grandmother's garden is available for those who are interested in the Old Moss, Provence or French Roses.

Evergreens, Hardy Azaleas, Rhododendrons. An interesting surprise in reduced prices is in store for those who admire these valuable plants. Ask for our catalogue showing discount.

{ Please mention The American Home when asking for catalogues }

**BOBBINK & ATKINS**  
Rutherford New Jersey



**BULBS**

**For Autumn Planting**

Few Spring-flowering plants rival the May-flowering Tulips for brilliance of bloom. Planted in clumps in the shrubby border, the hardy border, or in formal beds, they are a wonderful addition to the garden.

**Ten Distinct Tulips**

(D for Darwin; B for Breeder; C for Cottage)	Doz.	100
Cardinal Manning (B) Violet, bronze border	\$.70	\$5.00
City of Haarlem (D) Dark scarlet	.90	7.00
Grenadier (C) Brilliant orange-red	.70	5.00
Inglescombe Yellow (C) A rich yellow	.60	4.00
La Fiancee (D) Deep rose	.80	6.00
La Tulipe Noire (D) Deep maroon-black	.70	5.00
Louis XIV (B) Purple, golden bronze margin	.70	5.00
Louise de la Valliere (D) Cherry-rose	.80	6.00
Reverend Ewbank (D) Soft lavender-violet	.60	4.00
Rosabella (C) Salmon-rose	.90	7.00

**Special Collection Offer**

10 Bulbs each of the above 10 varieties (100 Bulbs) . . . \$5.00

**A Garden Full of Tulips—50 Bulbs for \$2.00**

This is the well-known collection we have been offering for many years, consisting of a mixture of the finest Giant Darwins taken from 15 distinct named varieties.

Call at any of our stores, or mail your order to our New York Store

Our 1932 Fall Bulb Catalogue sent on request



Branch Stores:  
White Plains, N. Y.  
Stamford, Conn.

132-138 Church Street  
NEW YORK

Branch Stores:  
Newark, N. J.  
Englewood, N. J.  
Hempstead, L. I.

**The famous "Dreer Dozen" Roses  
now offered at \$7.50**

(Specially prepared for fall planting)

This great collection of roses has been selling regularly for years at \$1 each, \$11 a dozen. To conform with the current trend of lower prices we now offer them to you at 75c each, \$7.50 a dozen.

The "Dreer Dozen" has been carefully selected for those who wish a limited number of the best varieties that will produce extra choice flowers to cut throughout the season. All are strong, two-year-old, field-grown, dormant plants. Rose growers are becoming more and more in favor of fall planting.

- Betty Uprichard.** Pretty-coppery-red.
- Etoile de Hollande.** The most popular brilliant red.
- Miss Rowena Thom.** Deep brilliant rose with gold suffusion.
- Mme. Jules Bouche.** Splendid white.
- Mrs. Henry Bowles.** Splendid brilliant pink.
- Red Radiance.** Bright cerise-red.
- Duchess of Wellington.** Large shapely saffron-yellow.
- Margaret McGredy.** Rich Oriental red.
- Mme. Butterfly.** Soft pink, tinted yellow at base of petals.
- Mrs. E. P. Thom.** The best yellow.
- Radiance.** Popular bright pink.
- Talisman.** Most popular red and yellow cut flower variety.

Any of the above, 75c each, or \$7.50 for the dozen, delivered to any point in the United States. Dreer's Autumn Catalog offers the Bulbs and Plants which should be put into the ground in the fall. Write for free copy.

**HENRY A. DREER**

Dept. D 1306 Spring Garden Street  
PHILADELPHIA, PA.

**DREER'S**



# TROPICAL FISHES

FROM THE ORIENT



## Exotic, Colorful and of Fascinating Interest

An aquarium of brilliant Tropical Fishes adds a fashionable and unusual touch to the room, and provides a source of unending interest and beauty.

**\$13.50 Amazon Collection of \$7.50 Tropical Fishes . . . Special**

Ten specimens of the most interesting species of tropical fishes. One pair each of the beautiful Angel Fishes, Blue Moons, Red Moons, Zebra Fishes and Dwarf Gourami. All will thrive together in a small home aquarium, and they make a splendid start for an interesting group.

### Automatic Aquarium Heater

Electrically operated. Regulating arm permits changing range of temperature. Fits either angle type or bulb edged glass. Heats 6 to 25 gal. Aquarium. Price \$6.

Write for **FREE** Catalog

Contains many illustrations of fishes in natural color. Look for supplement giving new low prices for fall.



2862 Brookside Ave. Saddle River, N. J. 2917 Rainbow Terrace Independence, Ohio

# ROSES

by PETERSON

On pleasant Autumn days, plant our mature, field-hardened Roses. The result is stronger, healthier growth and more perfect blooms next season. "Reasons Why" and complete information in the 28th annual issue of

"A LITTLE BOOK ABOUT ROSES" the valuable Rose catalog, sent Free East of the Rocky Mts. 25 cts. elsewhere.

**GEORGE H. PETERSON, Inc.**

Rose and Peony Specialists  
50 Paramus Road Fair Lawn, N. J.

## SEX & YOUTH

by Sherwood Eddy . . . Plain speaking on the sex problems of the young "the greatest area of suffering at the present time."

DOUBLEDAY, DORAN \$2.00

## Learn to be a — LANDSCAPE ARCHITECT



At Home—By Mail

Big fees: pleasant, healthful work, a dignified, uncrowded profession offering remarkable opportunities to both men and women. Experts earn \$50 to \$200 a week. Some students pay for course from fees earned while studying.

**Send Coupon Today** We will send you interesting material showing how you may easily and quickly enter this profitable business.

Gentlemen: Please send me complete details regarding your home study course in Landscape Gardening.

Name .....

Address .....

AMERICAN LANDSCAPE SCHOOL  
79 Plymouth Bldg. Des Moines, Iowa

## When you give a formal dinner

Continued from page 309

### Hors d'oeuvres

Boil two eggs hard, chill, remove shells, cut lengthwise and remove the yolks. Devil the yolks with pepper, a little salt, a saltspoonful of sugar, a teaspoonful of Worcestershire sauce, a teaspoonful each of soft butter and French dressing, a half teaspoonful of anchovy paste. Now mix to a creamy paste and fill the egg whites adding a little leafy tip of celery to each. Remove six shrimp from a glass jar, with a sharp knife split them down the curved side but do not split through. Let them marinate in a little French dressing, to which the juice of an onion has been added, for a half hour. Now cut small circles of bread, toast them on one side, brush over the other side lightly with anchovy paste, drain the shrimp and lay on evenly and place the egg on top. Put a fine lace paper doily on the small plate upon which the relishes are served.

### Grapefruit and pineapple salad

Drain the prepared segments of grapefruit and arrange them on crisp lettuce leaves. Take a half cupful of mayonnaise and add to it six chopped olives, and three teaspoonfuls of grated pineapple with the juice drained off, and heap the dressing evenly on the three salads, dusting lightly with paprika. Offer the following cheese balls and saltines with the salad.

### Cheese balls

Mix one cream cheese with a tablespoonful of Roquefort cheese, the chicken and duck livers finely minced, half a red pepper, minced

with four olives. Add a teaspoonful of Worcestershire sauce, a tablespoonful of butter melted over the teakettle, salt, pepper, a half teaspoonful of sugar, and a teaspoonful of finely minced celery leaves. If too stiff when all is blended, a little cream may be used to make it into a moulding paste. Mould the balls by hand and place on a lace paper doily, surrounding them with the crackers and placing a tiny spray of parsley in the center for a touch of color.

Just in case the hostess might prefer an exceptionally fine lemon pie or an unusual delicate dessert instead of the ice cream suggested in the menu we add recipes for both.

### Princess lemon pie

Pie shell: Mix together one cupful of sifted pastry flour, one eighth teaspoonful of salt, and three teaspoonfuls of granulated sugar. Cut in a third cupful of butter blending with a fork or finger tips to consistency of coarse meal. Add a tablespoonful of cold water and mix lightly to a lump. A little more water may be added if needed. Place the dough on a well-floured board, flour the rolling pin and roll into a circle a little larger than the pie tin. Roll the pastry over the pin and place on a buttered pie plate, then pinch the crust to make a fancy border, and prick the bottom of the shell in a dozen places to keep the pastry from puffing up. Place in a hot oven and bake about twelve minutes, remove, and cool.

Filling: Boil together a cupful of sugar and a cupful and a half

## FOR FALL PLANTING Chrysanthemums

Hardy Exhibition  
**8 PLANTS \$1.10 FOR**

Flowers measure 6-8 in. in diameter  
FLOWER SHOW PRIZE WINNERS  
Yellow, Lavender, Bronze, Pink, White, Red, Golden Yellow  
Planting directions with each order



HARDY BUTTON VARIETIES  
Above colors 8 plants for \$1.10

Hardy Perennials, Plants are Two Years Old, Blooming Age. Each **5c**

Columbine, all colors; Double Hollyhocks, beautiful colors; Shasta Daisies, Yellow Daisies; Hardy Carnations, 6 colors; Painted Daisies; Galliard, Sweet Williams, Forget-Me-Nots, Physalis (Chinese Lantern Plants), Delphiniums, light and dark blue; Oriental Poppies, brilliant colors; Foxgloves, Phlox, 8 brilliant, colors; Canterbury Bells, white and blue. Order must amount to \$1.10 or more.

JAPANESE BARBERRY (4-year-old field grown), bushy, 10 to 15 in., \$4 per 100; 18 to 36 in., very bushy, \$5 per 100.

CALIFORNIA PRIVET hedge 15-24 in., \$3 per 100.  
10 EVERGREENS 85c. Three to five-year-old trees, 12-15 in. high. 5 Sida Spruce, 4 Biota Orientalis Pyramidal, 4 Biota Chinese Arborvitae Compacta per 100, \$6.  
HYBRID DELPHINIUMS, mixed colors, double and single, 20¢ each.

Field-Grown Stock 250 Acres  
Bargain Price List Free  
**ADOLPH FISCHER NURSERIES**  
Evergreen Dept. 48 EASTON, PA.  
Add 25¢ for Packing

## GARDENERS' CHRONICLE

Gardening for 1932 is over—it is time now to plan for next year. If you appreciate sound practical information, you will find the Gardener's Chronicle a wonderful aid. It brings the advice of experts at a time when it is most useful. Special six months' subscription, \$1.00. Single copies, 25¢.

GARDENERS' CHRONICLE  
522-A Fifth Ave. New York City

## Half Price Sale This Month Only \$1.65 GENUINE BLUE SPRUCE

TRUE-BLUE SPECIMENS 15" to 18" Inches EACH  
Colorado Blue Spruce \$110  
15 to 18 inches each  
EVERGREENS each 25c  
Landscape sizes, 1 to 1 1/2 ft.  
Fine, healthy specimens

Austrian Pine White Spruce Balsam Fir  
Pyramidal Arborvitae Japanese Cypress  
Canada Hemlock  
6 Rockery Evergreens, all different, beautiful, \$1.65  
12 Hybrid Oriental Poppies, all colors, 1.20  
12 Hardy Blue Aconitum, a real Fall flower, 1.20  
12 Hardy Blue Salvia Azurea, 1.20  
8 Choice Hollyhock Hybrid Delphinium, mixed, 1.20  
12 assorted Rock Garden Perennials, 1.20  
Add 25¢ for postage and packing on orders up to \$2 and 50¢ for each additional dollar's worth of orders.  
**NEW MARKET PERENNIAL GARDENS**  
56 Randolph Road, New Market, N. J.

## TREE PEONIES

Comprehensive assortment at \$3 to \$65 each. Descriptive catalogue mailed free on request.  
**FRENCH LILACS**  
Sixty best varieties available from our collection of 180 kinds. Catalogue giving full descriptions and prices mailed free on request.  
**FARR NURSERY CO., Box 104, Welser Park, Pa.**

Ask for a description of  
**THE NEW NATURE LIBRARY**  
Doubleday, Doran & Co.

**Burpee's Garden Book**  
Describes all best flowers and vegetables. Hundreds of pictures. Planting information. Write today for FREE Garden Book.  
W. ATLEE BURPEE CO.,  
662 Burpee Bldg., Philadelphia

## FENCE GARDENS

*A new vogue*

After all, the fence, so necessary for the protection of children and property, can be made to play an important part in the landscaping scheme. Let us show you how. A beautifully illustrated booklet on this new type of planting, free, on request. • Pittsburgh Fence, neat, sturdy and inconspicuous, makes an excellent foundation for the Fence Garden. Sold through dealers and fence builders everywhere, complete with all necessary posts, gates and fittings. **PITTSBURGH STEEL COMPANY** . . . 733 Union Trust Building, Pittsburgh, Penna.

# Pittsburgh Fences



Send for SUTTON'S

1933  
Catalogue

Will you invest 35 cents in what is probably the most beautiful seed catalogue ever published? Garden lovers will count the money well spent even if they never buy a packet of seed from it. It is more than a catalogue. But get this big, 200-page book and see for yourself. More than a hundred illustrations of flowers—many in color—help make it easy to select the seeds you want. Cultural directions tell what, when, how and where to plant for best results. You'll find superior strains of your favorites as well as rare varieties from the Far East, Africa and South America. And Sutton quality—world-famous—assures thrifty growth and large, colorful blooms. Send for the catalogue today. Mailed postpaid for 35 cents (International Money Order). On all orders for \$3 or more, 35 cents worth of additional seeds (your choice) will be sent free, making the catalogue cost nothing. SUTTON & SONS, Ltd., Dept. A-1, Reading, England.



SCHIZANTHUS—Sutton's Pansy-flowered. 50 and 30 cents a packet.

SUTTON'S SEEDS  
ENGLAND'S BEST

ROSES

12 New Ever Bloomers

\$9.00 value for \$2.95

Pres. Hoover  
Talisman  
Mrs. E. P. Thom  
Claudius Pernet  
W. E. Nickerson  
Margaret McGredy  
(One each or select 12 as you want them.)  
These 12 New, Two-Year, Budded Roses: the pick of more than 100 varieties from our growing fields of more than 400,000 plants sent postpaid to you for only \$2.95; a regular \$9.00 value. Send order with remittance now; shipment any time between Oct. 15th and 15th.

WAXAHACHIE NURSERY CO.  
Waxahachie, (Est. 1898) Texas

**Burpee's Bulbs**  
for Fall Planting  
at New Low Prices

Burpee quality mixtures of all colors: 33 Giant DARWIN TULIPS, \$1.00; 13 favorite HYACINTHS, mammoth bulbs, \$1.00; 15 of the best DAFFODILS, \$1.00; All three offers for \$2.75. Order now. We pay postage. FREE—Burpee's Bulb Book. W. ATLEE BURPEE CO. 471 Burpee Bldg. Philadelphia

Don't Burn Your Leaves!

Dry leaves make excellent artificial manure. So do weeds, cuttings and most other garden rubbish, if treated by the simple ADCO process. Your soil needs manure. Make it yourself, without animals. Let us tell you how. Instructions free.

ADCO, 1738 Ludlow St., Philadelphia, Pa.

GILLETT'S

are recognized headquarters for the gems among our native flora. Ferns and wild flowers, rare native Orchids and Azaleas. Laurel and Rhododendron—are a few of our specialties. You'll find our free catalog delightful company.

Gillett's Fern & Flower Farm

3 Main Street Southwick, Mass.

"Greetings from Tulipdom"



offers Tulips and other imported, spring-flowering "Bulbs in a Class all Their Own" which we now have on hand here at "Tulipdom." Please ask for special list and catalog.

ZANDBERGEN BROS.

3 Mill River Rd., Oyster Bay, L. I., N. Y.

When you give a formal dinner

of water. When dissolved add a quarter cupful of cornstarch dissolved in a little water and cook for five minutes stirring constantly, then add a teaspoonful of salt, the juice and grated rind of two lemons, and two beaten egg yolks. Cool slightly, then turn into the shell. Beat egg whites stiff adding two tablespoonfuls of granulated sugar, spread the meringue on top of the pie and return to the cooling oven and allow it to brown delicately and cook about ten minutes. Cool but do not chill the pie.

Cream roll

Make the same crust given for the pie shell only when rolled cut it into a strip two inches wide and place around a buttered roller of some sort, wooden or tin, and bake a delicate brown. The roller should rest over a pie plate while cooking. When done slip off the roller and cool then fill with whipped cream, whipped very dry, in which a few chopped nuts and candied cherries have been mixed. This makes a delicate and dainty dessert.

JEANETTE YOUNG NORTON

Three quick, delicious Monday dinners

Continued from page 283

Dinner No. 3

Ham patties  
Sweet potatoes with marshmallows  
Spinach and eggs Hot corn bread  
Apricot mousse

Ham patties

Prepare same as chicken croquettes, dipping in egg mixture, roll in crumbs, and frying in deep fat. They may be made the same shape as chicken croquettes, or in flat patty shape as in illustration.

Sweet potatoes with marshmallows

Force through potato ricer six hot or cold sweet potatoes, adding two tablespoonfuls melted butter, one-half teaspoon salt and enough hot milk to make of right consistency. Heap into a baking dish, cover top with marshmallows and set into oven for about ten minutes. If cold potatoes are used, allow a little longer time in oven

Glorious Darwin Tulips

THIS magnificent May-flowering class is quite distinct from other tulips. The famous Dreer Sextet of Darwin Tulips includes *Baron de la Tonnyay*, vivid rose-pink, or *Clara Bull*, exquisite salmon-pink, 60c per doz., \$4 per 100; *Farncombe Sanders*, rich geranium-scarlet; *Inglescombe Yellow*, the "Yellow Darwin," or *Pride of Haarlem*, old rose suffused with scarlet, 65c per doz., \$4.25 per 100; *Rev. H. Eubank*, heliotrope, shaded lavender, 70c per doz., \$4.75 per 100. All prices postpaid.

Special Collection of 6 popular sorts—3 of each sort, 18 bulbs, 90c; 6 of each sort, 36 bulbs, \$1.70; 12 of each sort, 72 bulbs, \$3.25; 25 of each sort, 150 bulbs, \$6. All prices postpaid.

Giant-Flowering Crocuses

Admirable for open beds or borders or for rock gardens. *Caesar*, very large rich purple flowers; *Kathleen Parlow*, the finest pure white; *Mammoth Yellow*, golden yellow; *Pallas*, lilac stripes on white; *Purpurea Grandiflora*, richest purple of the standard sorts; *Queen of the Blues*, deep lavender. Price 50c per doz., \$3.50 per 100.

Special Collection—6 of each 6 sorts, 36 bulbs, \$1.35; 12 of each 6 sorts, 72 bulbs, \$2.60; 25 of each 6 sorts, 150 bulbs, \$5. All prices postpaid.

Dreer's Autumn Catalog

contains a complete list of the Bulbs, Plants and Seeds which should be planted in the fall, including specially prepared Roses. Write for free copy.

HENRY A. DREER

Dept. D 1306 Spring Garden St., PHILADELPHIA, PA.

DREER'S

SPRING

will come again!

Better tuck in these Schling Quality Bulbs before the ground freezes and be ready for next May.

100 DARWIN TULIPS \$3.50

Choicest, first size bulbs, sure to bloom. Schling's special mixture of ten of the finest named varieties—not the ordinary mixture usually sold.

A \$7.00 value for only \$3.50 or, if you prefer, 50 bulbs for \$2.00

Six Splendid Collections

- 100 DARWIN TULIPS—in 10 named varieties. Immense flowers, May and June. . . . \$4.00
- 100 COTTAGE TULIPS—in 10 named varieties. Grandmother's tulips more beautiful than ever. May and June. . . . 4.50
- 100 BREEDER OR ART TULIPS—10 named varieties. Wonderful shades of bronze, orange, buff and apricot. May and June. . . . 5.00
- 100 LILY TULIPS—in 4 named varieties. . . . 9.00
- 100 BEDDING HYACINTHS—in 4 colors. . . . 6.50
- 24 ROCK GARDEN LILIES—6 each 4 varieties (a \$7.00 value) . . . . . 3.50

and don't miss these lovely

500 Heralds of Spring! \$12.00  
a \$15.00 value

- 100 CROCUS—in 5 named varieties. . . . . \$3.00
- 100 SCILLA SIBIRICA (Blue Squills). . . . . 2.75
- 100 GIANT SNOWDROPS. . . . 3.75
- 100 BLUE GRAPE HYACINTHS. . . . . 2.75
- 100 CHIONODOXA (Glory of the Snow) . . . . . 2.75

Daffodils and Narcissil

Virginia grown—for naturalizing and lawn planting

100 for \$ 5.00  
1000 for \$50.00

Our Old Dominion Collection in choicest mixture of airy and medium Trumpets, short cupped and lovely Poet's varieties. All first quality bulbs grown in Virginia where their culture has flourished since Colonial days. These bulbs being native, are fully acclimatized and none better can be grown anywhere.

Schling's Bulbs

Max Schling Seedsmen, Inc.  
Madison Ave. at 58th St.  
New York City



# Unchanging Beauty

## THROUGH THE SEASONS

DRAPERIES are an investment, or at least they should be! And correspondingly, they should return dividends . . . in faithful service, unchanging beauty, complete satisfaction. And it's very easy to make sure that they will.

When you purchase draperies, insist that they be Orinoka Sunfast. They're no more expensive (you'll be surprised at how little they cost) and they're very much more beautiful. Furthermore, they are guaranteed . . . unequivocally!

*If the color changes from exposure to the sun or from washing, the merchant from whom you bought the material is hereby authorized to replace it with new goods, or to refund the purchase price.*

Look for this guarantee tag attached to every bolt. Incidentally, we have a most interesting booklet of interiors, filled with timely suggestions, and profusely illustrated in color. May we send you a copy? It's free. Just mail the coupon.

# Orinoka

## SUNFAST DRAPERIES

**COLORS GUARANTEED  
SUN AND TUBFAST**

The Orinoka Mills  
183 Madison Avenue, New York City  
Gentlemen: I should like a copy of the free Orinoka booklet C-3.

Name \_\_\_\_\_  
Street \_\_\_\_\_  
City \_\_\_\_\_ State \_\_\_\_\_

## Three quick, delicious Monday dinners

to thoroughly heat potatoes, using a more moderate heat in oven.

### Spinach and eggs

If you had spinach with your baked ham on Sunday, you may vary it a little by making a mound of it on Monday night and filling center with boiled or stuffed eggs.

### Hot corn bread

1 cupful corn meal  
½ cupful flour  
2 teaspoonfuls baking powder  
¾ teaspoonful salt  
1 egg

¼ cupful sugar  
½ cupful milk  
2 tablespoonfuls melted butter  
Mix and sift dry ingredients. Beat egg and add sugar. Combine mixtures and add milk and butter. Turn into a buttered pan and bake in hot oven twenty minutes.

### Apricot mousse

2 cupfuls mashed apricots  
1 pint cream  
1 cupful confectioners' sugar  
Mash two cupfuls of fresh or canned apricots and strain through sieve. Fold in cream and sugar which have been beaten until they

are very stiff, and pour into ice-box tray or mold in ice-cream freezer with ice and salt for three hours. This quantity will fill the average ice-box tray and takes from about three to four hours to freeze.

Less sugar may be used if your family likes a tart flavor, and the less sweetening used, the less time it takes to freeze. You will also have a smoother consistency if you regulate your box to a lower temperature during the first half hour of freezing, just as you must turn the crank of an ice-cream freezer slowly at first.

## The pruning of Roses

*Continued from page 297*

often they are the cause of the death of the grafted part of the Rose.

Those Roses which are not ever-blooming, that is, those which produce but one crop of flowers each year must be pruned just after the flowering season. The pruning that is to be done at this time must be done with caution for only sufficient wood should be removed to rejuvenate and give a pleasing form to the growth. Some of the forms which belong to this group are the Cabbage, Moss, Damask or French, and the Rugosa Roses.

The Climbers that bloom only once a year are treated in a similar way. Here the pruning time follows the flowering season but in addition a spring pruning is also resorted to to remove all winter killed shoots. In the summer the shoots that have blossomed are cut off, those that are too dense are pruned away, and those shoots are left which cover holes. In addition one or the other of the older shoots which has become partially defoliated on its lower trunk should be cut away. It is not wise to prune the climber in the spring, except, of course, of its dead wood. Its main shoots which may often attain a length of nine feet may just as well be left as they are for it is these shoots which produce the greatest number of flowers. These are produced on short lateral shoots, the entire length being filled with blossoms. The two-year-old shoots with their this year's lateral twigs are pruned back to four or six buds. Only on strong prun-

ing of the older wood are vigorous shoots developed upon which a profusion of flowers will be found.

The majority of Everblooming Teas and Hybrid Teas demand strong pruning. The greater number of them can be cut back to two or three buds. Those forms of Tea Roses which produce long shoots (as is the case with Gloire de Dijon) upon which the flowers are developed, should not be pruned on the stronger shoots of the plant.

Tall-stemmed everflowering Roses which only have a comparatively weak crown with thin shoots must be pruned back strongly. The weakest and thinnest shoots are to be pruned off. The stronger shoots are pruned back to a few buds. When the weaker shoots are just shortened to a few buds, the shoots produced will also be weak and thin and no flowers will be developed.

A strong and vigorous crown must be pruned in an entirely different manner. Here all of the weaker shoots are cut off in their entirety while the stronger but denser parts are not left but are also cut off. A medium-sized tall-stemmed form should have about twelve to eighteen buds in its crown.

The pruning of the Everblooming Roses is accomplished during the resting period of the plant, but not when there is frost in the air. The slow growing forms are first pruned, for the earlier this process is accomplished the less apt is the plant to be weakened. If late flowers are desired then the

pruning is light and is done late in the spring.

The summer pruning of the Everblooming Roses is restricted to the removal of the wilted blossoms, the next lowest bud being left standing. Then, too, all non-flowering twigs are cut back to a certain extent. In order to have perfect flowers the plant must be well watered especially during the dry season.

All old and sickly branches, as well as the deformed branches, are pruned away from the China or Bengal Roses. The strong and well-grown shoots are pruned back to three or four eyes. If tall-stemmed forms are being handled then the crown must be pruned to conform to shape, and it must not be permitted to grow too dense. Under these conditions it is often necessary to prune off old wood which has already attained an age of many years. The form is of no great importance with the lower bushes. The greater the mass of wood that is removed the greater will be the vigor with which the new shoots will grow. At the same time the quantity and the quality of the flowers will be enhanced.

Usually the long shoots are not cut back in the fall. Only a small portion of them are pruned as this permits the plants to withstand the rigors of winter much better and also tends to strengthen the weaker lower eyes so that these will produce stronger shoots next spring. Fall pruning keeps the stock strong. Only when the winter is passed is true pruning resorted to.



# Make Your Home Beautiful

PLAN, BUILD, FINANCE, DECORATE, FURNISH AND REPAIR

*These 10 Foremost Experts Will Tell You How—*

Whether you are at present an owner of a home—no matter how modest—no matter how elaborate—or whether you merely contemplate home ownership—THE AMERICAN HOME LIBRARY contains advice and guidance of paramount importance to you!

**I**N THIS wonderful new kind of home library, a noted group of men and women have written down for you what they have learned in years of specialized training and practical experiment in planning and executing every phase of economical and efficient home making and upkeep. They want to share their enthusiasm with you—to sit in on your every thought—your every move. They are ready to be your silent advisors in the solution of every home problem and question that is likely to occur to you on PLANNING, BUILDING, FURNISHING, DECORATING, FINANCING and REPAIRING. Their knowledge is yours at your own time and convenience—knowledge that, measured in terms of money, would cost hundreds of dollars. But more important is the fact that this money-saving HOME LIBRARY will remain a constant and permanent guide to you on problems that are sure to confront you now and for years to come.

**10 Volumes Planned and Made to Sell for \$15.00 Now Only \$9.85—98½¢ Each**

These ten volumes might well give you just ONE helpful suggestion which alone would save you many times the small cost of the books. Yet from cover to cover, they contain a never-ending supply of ideas, plans, suggestions and recommendations to guide you on every possible problem on the inside of your home as well as its surrounding grounds. No interior decorator—no landscape gardener—no builder, electrician, plumber, heating expert, etc., could

possibly furnish you with advice or guidance that could compare in the slightest with the abundance of assistance in these books. And one of their outstanding features is the fact that they will not only assist you now, but at every season of the year for years to come. It is difficult indeed to attempt to measure the value of these books in their mere introductory cost. There could be no better, more appropriate, more permanent investment in your home today that will pay you bigger returns than the ownership of THE AMERICAN HOME LIBRARY.

**Examine it Free for 5 Days**

See for yourself how much assistance these books can give you—how much you will learn from them—HOW MUCH MONEY THEY SHOULD SAVE YOU. Merely fill in and mail the coupon below. The 10 valuable volumes will be sent at once, charges prepaid. Read them for five days before you decide. Then if you don't think they should become part of your permanent home—if you can't really appreciate the savings alone in money (to say nothing of the delight and comfort of being able to have and enjoy many of the things you have always longed for), send them back at our expense.

Otherwise send only \$1.85 and \$2.00 a month for four months, a total of \$9.85; or \$9.36 in one payment at once. Mail the coupon NOW while this reduced price offer is available.

**NELSON DOUBLEDAY, Inc.**

Garden City Dept. HL 39 N. Y.

**What You Get—** 10 handsome volumes, 2,000 pages of FACTS, scores of illustrations, plans and diagrams. Size 5 by 7½, durably bound in green vellum cloth with colored wrappers. Edited by Reginald T. Townsend, Former Editor of The American Home Magazine and one of the country's foremost experts on matters pertaining to home making and upkeep.



**Easily  
Quickly**

**Economically**

from cellar to attic  
indoors—outdoors  
the house—garden—  
garage  
winter—summer



Nelson Doubleday, Inc.  
Dept. HL 39, Garden City, N. Y.

Please send me, charges prepaid, for 5 days' Free Examination, THE AMERICAN HOME LIBRARY of 10 compact volumes. If I do not want it I will return it at your expense. If I keep it, I will send \$1.85 and \$2.00 each month for four months; total \$9.85 (or only \$9.36 in one payment).

Name \_\_\_\_\_

St. & No. \_\_\_\_\_

City \_\_\_\_\_ State \_\_\_\_\_






*"Nature in the Raw  
is seldom **MILD**"*

THE FORT DEARBORN MASSACRE  
 "Nature in the Raw" — as portrayed by the artist, N. C. Wyeth . . . inspired by the heartless treachery of a band of vicious Miami Indians, who massacred the settlers with inhuman ferocity . . . August 15, 1812.

## —and raw tobaccos have no place in cigarettes



They are *not* present in Luckies . . . the *mildest* cigarette you ever smoked

**W**E buy the finest, the very finest tobaccos in all the world—but that does not explain why folks everywhere regard Lucky Strike as the mildest cigarette. The fact is, we never overlook the truth that "Nature in the Raw is

Seldom Mild"—so these fine tobaccos, after proper aging and mellowing, are then given the benefit of that Lucky Strike purifying process, described by the words—"It's toasted". That's why folks in every city, town and hamlet say that Luckies are such mild cigarettes.

**"It's toasted"**  
 That package of mild Luckies

*"If a man write a better book, preach a better sermon, or make a better mouse-trap than his neighbor, tho he build his house in the woods, the world will make a beaten path to his door."*—RALPH WALDO EMERSON.  
 Does not this explain the world-wide acceptance and approval of Lucky Strike?

Copyright, 1932, The American Tobacco Co.



# THE AMERICAN HOME

*Beauty Translated into Terms of the Practicable, the Possible;  
into Terms of your House, your Lawn, your Garden*

Volume VIII

April to November, 1932

✓  
1669



GARDEN CITY      NEW YORK  
DOUBLEDAY, DORAN & COMPANY, INC.  
1932



# INDEX TO THE AMERICAN HOME

Volume VIII—April, 1932, to November, 1932

Copyrighted, 1932, by DOUBLEDAY, DORAN & CO., Inc., Garden City, N. Y.

- Air Conditioning, 241  
Allium tibetica, 36  
American Home garden, The, 181  
Anderson, W. M., house designed by, 85  
Annals, 32  
    Rock gardens need, 132  
Arabis alpina rosa, 36  
Architectural contest, 84  
Armstrong Linoleum Co., photograph by courtesy of, 245  
Arthur, Leslie, and Yandell Nibecker, house designed by, 87  
Atalie, Princess, article by, 270c  
Atwood, J. Paul, article by, 28  
Auten, Edward, Jr., article by, 206  
Autumn Parties, Gay Little Lights for, 250
- Bachelor's Apartment, 222a  
Bade, E., article by, 297  
Balancing the Budget, 232  
Balthus, Frank K., article by, 98  
Barnett, Dahy B., article by, 99  
Barron, Leonard, article by, 52, 166, 214, 229, 310  
Baum, Vicki, article by, 235  
Beauty, A Daily Program for, 29  
Bed, Essential Facts of a well-made, 79  
Bedroom, If I Were Decorating an English, 247  
Bedspreads, New, are Smart but Inexpensive, 300  
Bellah, Ross E., house designed by, 186  
Billstein, Mrs. A. K., garden of, 296  
Blinks, Ruetta Day, article by, 182  
Book Care, The A B C of, 227  
Book Reviews  
    American Rose Annual, The, 166  
    Book of Roses, The (Lewis), 166  
    Curtis' Botanical Magazine, 166  
    Garden Book of Verse, The, 166  
    Garden Maintenance (Orloff and Raymore), 166  
    Gardens of Colony and State (Lockwood), 166  
    Koster's Color Guide, 166  
Booklets, Helpful, 58, 116, 158, 209, 255  
Bride, First Aids for, 81  
Brindze, Ruth, article by, 195  
Brown, Dorothy Stacey, article by, 12, 79  
Brown, Robert E., house designed by, 187  
Budget, Balancing the, 232  
    Guest Room, A, 19  
Bulb Planting Chart, 260  
Bulbs, Dutch, as Winter House Plants, 205  
    in Baskets to Outwit the Mole, 302  
    to Greet the Spring, 260  
Burrows, Geo. Howard, house designed by, 284
- California Setting, A Dramatic, 224  
Campanula muralis, 34  
    raimieri, 34  
Carhart, Arthur Hawthorne, article by, 141  
Carrick, Alice Van Leer, article by, 222a
- Carrier-Lyle, photograph by courtesy of, 241  
Cass, Alfred Cookman, house designed by, 135  
Cellar Becomes a Garden, The, 228  
Cellar into a Winter Game Room, Why not fix up Your, 299  
    Waterproofing the, 28  
Cement, Painted, 304  
Chapin, Rollin, home of, 233  
Charts to find the Proper Plants, 204  
Children in the Home, 197  
    Love to go to Parties, 289  
    Story time for, 288  
China, 277  
Chintzes, New, Make a New Home, 230  
    Summer, 74  
Chrysanthemums, Give a Thought to, 8  
Church & Dwight Co., Inc., photograph by courtesy of, 290  
Clapham, Mr. and Mrs. G. Griffith, garden of, 310  
Clocks, 21  
Cocks, Dorothy, article by, 29  
Colby, A. S., article by, 240  
Collins & Aikman Corp., photograph by courtesy of, 246  
Comforts of Home, The, 9  
Congoleum Nairn Corp., photograph by courtesy of, 246  
Cook with Cold, 177  
Cookie recipes, 243  
Cooking, Table Magic in, 23  
Cool Refuge from the Midsummer Sun, 176  
Corn—Our National Dish, 183  
Coronilla cappadocica, 36  
Course in Furniture  
    XIII Biedermeier, 26  
    XIV Modernistic, 92  
Covers, Forrest W. Orr, April; Lurelle Guild, May; Kathleen Voute, June-July; Adolph Treidler, August-September, October; Lurelle Guild, November  
Curtain Making, An Expert Teaches, 5  
Curtains, 295
- Daily Program for Beauty, A, 29  
Davidson, Caroline, and Helen Anderson Storey, article by, 81  
Decorating an English Bedroom, If I Were, 247  
Decorating class, The American Home opens a, 278  
Delphinium blacks, Cure for, 214  
Design Your Own Floors, 245  
Devices for American Homes, 102, 156, 254  
Dianthus knappi, 34  
Dining Room, Entertaining without a, 139  
Dog, The Perfect, 89  
Dollar Ideas, 307  
Don't Let Your House Run Down, 304  
Downey, Mr. and Mrs., home of, 284  
Draperies, 295  
Drought, Effects of, in the garden, 310  
Duffy, Sherman R., article by, 131  
Dwarf Fruit Trees, 11
- Eat Heartily, Do you find it Difficult to Make Them, 291  
Edwards, Cyril, article by, 192  
Electric appliances, 23  
Entertaining, 147  
    without a Maid, 139  
Erigeron alpinus, 36  
Everett, T. H., article by, 91, 201  
Evergreens giving Color effect, 181
- Fales, Winnifred, article by, 245  
Family Favorites, Some, 235  
Fences Find New Favor, 99  
Fillebrown, A. Louise, article by, 301  
First Aids for Brides, 81  
Floor, Squeaking, Curing, a, 304  
Floors, Design Your Own, 245  
Flowering Shrubs, 240  
Formal Dinner, When You give a, 282  
Fortune turns at the Smiling Gate, 70  
Freund, Clement J., article by, 232  
Friskey, Margaret Richards, article by, 199  
Frothingham, Mrs. Louis A., garden of, 229  
Frozen Foods, 22  
Fruit Trees, Dwarf, 11  
Fulling, Edmund H., article by, 181
- Game room, Fix Cellar into a, 299  
Garden Beauty brought Indoors, 126  
Garden, Cellar becomes, The, 228  
    Dry and Sunny, 76  
    Facts and Fancies, 310  
    Moist and Shady, 77  
    Reminders, 54, 115, 168, 217, 262  
    Seaside, 130  
Gersdorff, C. E. F., article by, 8  
Gilia dianthoides, 132  
Gladiolus  
    Aflame, 95  
    Janet, 95  
    Our Selection, 95  
    Plumed Knight, 95  
    Rosewood, 95  
Gladiolus, What's the Modern Trend in, 95  
Glassware, 276  
Goepfinger, Katherine, article by, 196  
Good \$5,000 House, A, 14  
Goodies from the Cookie Jar, 243  
Graham, Mrs. C. B., home of, 299  
Greeves-Carpenter, C. F., article by, 154  
Guest Room, A Budget, 19  
Guild, Lurelle, articles and drawings by, 26, 71, 92, 142, 202, 247, 280, 286  
Gurnee, Louise Gibbons, article by, 23  
Gurry, Mr. and Mrs. Thos. F., Jr., home of, 299
- Hairpin Mechanic, A, 195  
Hall, Front, If I Were Decorating a, 142  
Hamlin, Mrs. Harry, home of, 12  
Hands smooth and white, Keep your, 292  
Health and Beauty in housework, 225  
Help-less, How to be Happy Though, 139  
Henderson, Peter, & Co., insecticide materials by courtesy of, 94
- Heralds of Time, 21  
Hill, Dorothy B., article by, 147  
Hokinson, Helen E., drawings by, 195  
Holland Furnace Co., photograph by courtesy of, 241  
Home, Children in the, 197  
Home for \$5,000, A real, 244  
House, a Good \$5,000, 14  
House, Leaving a, 153  
House plans, 6, 7, 8, 9, 85, 86, 87, 88, 135, 136, 137, 138, 185, 284, 285  
    Colonial (\$5,000), 15  
    English (\$5,000), 16  
    French (\$5,000), 18  
    Modernistic (\$7,200), 237  
    Swiss (\$5,000), 17  
House Plants, Dutch Bulbs as Winter, 205  
House that Jill Decorated Jack Built, 199  
House Run Down, Don't Let Your, 304  
Housewife Remembers, A, 127  
How to build a \$6,500 House for \$5,000, 145  
Howard & Frenaye, house designed by, 15  
Howlett, Freeman, article by, 11  
Hyacinths, 205
- If I were Decorating the  
    Bedroom (English), 247  
    Dining Room, 202  
    Hall, 142  
    Living Room, 71  
Impromptu Meals from the cabinet shelf, 80  
In and About the Garden, 52, 166, 214  
Insulating for Heat and Cold, 280  
Interior Decoration of the Future, Will this be the, 239  
Iris that Bloom all Season, 180  
Iris, The Best of the New, 131
- Jamaica, Keeping House in, 270g  
June Weather Always, 241  
Juneberry, 240  
Juniper, Meyer's, 181
- Keating, Thomas V., drawings by, 250  
Keeler, Caroline S., article by, 148  
Keeping and Making Old Friends and New, 147  
Kelley, Mrs. Norman C., home of, 269  
Kitchen Accessories, 196  
Kitchen time-savers, 81  
Knit Now, Why Not, 194  
Kreutzfeldt, Pauline W., drawings by, 228  
Kruhm, Adolph, article by, 34
- Laing, Katharine, article by, 250  
Lamp, Give Your House a new, 298  
Lawrence, Marjorie, article by, 9  
Left-overs, Monday dinners from Sunday's, 283  
Lighting—It's Use and Abuse, 83  
Lights and Shadows, Decorative, 149  
Limnanthes douglasi, 132  
Lincoln, Mr. Donald B., home of, 284  
Lindquist, Theodore, article by, 205  
Living Room, Decorating the, 71  
Long, Theresia R., article by, 190



## INDEX TO THE AMERICAN HOME

- Lonsdale, Jane White, article by, 5,  
74  
rooms decorated by, 5  
Look before you Leave, 153  
Look to your Trees, 154  
Lyon, Louise B., article by, 270g
- MacDonald, Mary, article by, 151  
Maid, Entertaining without a, 139  
Maid, General, What to Expect of a,  
182  
Mayer, Marion M., article by, 249  
McCrackin, Ortho, house designed by,  
136  
McCully, Anderson, article by, 132  
McLaughlin, Mrs. C. P., home of, 269  
McLaughlin, Robert W., Jr., article  
by, 236, 239  
McLean, Forman T., article by, 95  
Meals, Impromptu, from the cabinet  
shelf, 80  
Mechanic, A Hairpin, 195  
Men Want Pie, 290  
Menu for bridge party, 279  
Menus simply made, Summer, 177  
Menus for men, 133  
Millard, Joseph J., article by, 227  
Modern Sunrooms, 12  
Modernism, What May We Expect  
of, 236  
Mole, Outwit the, 302  
Moore, Richard William, house de-  
signed by, 185  
Mulberry Weeping, 240  
My Garden by the Sea, 130
- Narcissus, 205  
Navaho rugs, 270e  
New Emancipation Proclamation, A,  
3  
New York 100 Years Ago, 222f  
Newton & Murray, house designed by,  
284  
Nibecker, Yandell, and Leslie Arthur,  
house designed by, 87  
Northam Warren Co., photograph by  
courtesy of, 292  
Norton, Jeanette Young, article by,  
282  
Novelties for the Well-equipped  
Home, 196  
November Happiness in the Shrubs,  
270j
- Now is the Time to Remodel, 30, 96
- Oechslin, Frank, garden of, 140  
Off-to-the-Office Wives, 190  
Old Print Shop, prints by courtesy of,  
222f
- Painted Walls, Cleaning, 307  
Parties, Autumn, 250  
Peonies that win prizes, 206  
Peony  
  Prairie Afire, 206  
Phacelia campanularia, 132  
  whitlavia, 132  
Photographic contest, 144  
Pie recipes, 290  
Pillows, 148  
Pipes, Clogged Water, 304  
Plant Charts, 204  
Plants, Potting, 91  
Polk, Mollie Amos, article by, 89, 183  
Pool, 98  
Potatoes, Baked, that are dry, 307  
Porting Plants Properly, 91  
Price, Chester B., house designed by,  
237  
Prints, Why not Start Collecting Fine,  
286  
Prize Contest, A, 144  
Prize Winners, Here are the, 285  
Pruning of Roses, The, 297  
Prunus tomentosa, 240  
Putting the Insect on the Spot, 94
- Radder, Elsie F., recipes by, 243  
Recipes, Favorite, 235  
Reiter, Harkey, article by, 153, 241  
Remodel, Now is the time to, 30, 96  
Richmond, Grace S., article by, 127  
Rock Gardens, Dry, New Plants for,  
34  
  need Annuals, 132  
  Placing the Stones for a, 296  
Rogers, Tyler Stewart, article by, 233  
Roof, Leaks in a Shingle, 304  
  A new, over the Old, 304  
Rooms for the Imagination, 69  
Roses, Fertil-potted, 52  
  Looking to the, 229  
  the Pruning of, 297  
Rowe, Lingane, house designed by,  
88  
Rowe, Mr. H. W. home of, 234
- Rug, gives the Best Value, Which, 192  
Rugs, Navaho, 270e  
Russell, Elizabeth H., article by, 149,  
279  
Ryan, Gladys Weston, article by, 133,  
194
- Saltonstall, Sally, article by, 19  
Scale, Keep a relative, in the Garden  
  Picture, 141  
Seaside Garden, 130  
Setting Your Own Stage, 233  
Shades, Window, 149  
Shadbush, 240  
Shady, When your garden is, 77  
Sheafer, Mr. Francis W., home of,  
269  
Sheets—white and rainbow tinted, 78  
Shevlin Pine Sales Co., photograph by  
courtesy of, 233  
Shrubs, Flowering, 240  
  November Happiness in the, 270j  
Silver, 151, 276  
Slip covers, 74  
Smithson, Paul B., article by, 244  
Soap and Water for Cleaning, Try,  
249  
Soper, Alex C., III, house designed by,  
138  
Sow Some Seeds Now to Gain a Year,  
201  
Spence, Mr. John M., home of, 269  
Sperry, Mrs. Roger D., home of, 70  
Squibb, E. R., & Sons, photograph by  
courtesy of, 291  
Steffens & Gustafson, house designed  
by, 86  
Stiles, E. C., article by, 296  
Storey, Helen Anderson, article by,  
197  
  and Caroline Davidson, article by,  
81  
Storrs & Harrison Co., photograph by  
courtesy of, 11  
Stuart, Betty Thornley, article by, 80,  
177, 225  
Stucco, Waterproofed, 304  
Stumpp & Walter, insecticide ma-  
terials by courtesy of, 94  
Sulzer, Marjorie N., article by, 130  
Summer Chintzes, 74  
  Menus Simply Made, 177  
Sunrooms, Modern, 12
- Table, Dinner, 272  
  linens, 276  
  Magic in Cooking, 23  
Taylor, Donald M., article by, 22  
Tell them a Story every night, 288  
Time, Heralds of, 21  
Time-table for your Vegetable Supply,  
A, 25  
Thanksgiving Table, We go Shopping  
for our, 276  
Tomorrow's Heirlooms for Today's  
Table, 151  
Towels in New Roles, 191  
Trees, Look to Your, 154  
Tulips Now, Select Next Year's, 140  
Twining, Frances S., article by, 141  
Two Tables of Bridge, 279
- Varnished furniture, Taking stains  
out of, 307  
Vegetable planting chart, 25  
Vote for your Candidate, 184
- Wall treatments, 233  
Wallpaper, 301  
Wallpapers fit every room, 231  
Walsh, H. Vandervoort, article by,  
145, 228  
Wanamaker, John, photograph by  
courtesy of, 21  
Ware, Romaine B., article by, 32, 204,  
260, 302  
Water Pipes, Clogged, 304  
Waterlilies, Growing, is so easy, 98  
Waterproofing the Cellar, 28  
Wayman, Robert, article by, 180  
Wayside Gardens, photograph by  
courtesy of, 34  
We hadn't much money, 273  
West, Mary, article by, 139  
Weston, Rees, house designed by, 137  
Weyhe Galleries, prints by courtesy  
of, 286  
When your Garden is Dry and Sunny,  
76  
  Moist and Shady, 77  
Whitman, Roger B., article by, 30, 96  
Why not Knit Now, 194  
Willis, Mr. Harold S., residence of, 99  
Window dressings, Every house wants  
New, 293  
Winter floral decorations, 307  
Wood, Mr. E. N., residence of, 224



