

10c

The AMERICAN HOME



Spring Gardening & Log Cabins
 March 1933

PROPERTY OF THE
 LIBRARY OF THE
 FEB 17 1933
 NORTH CAROLINA COLLEGE
 FOR WOMEN
 Bindery Copy

A Sensation . . . New Rose!

'BLAZE'

(PROTECTED BY U.S. PLANT PATENT No. 10.)

The only hardy
EVERBLOOMING
SCARLET CLIMBER



Striking-Brilliant

PRODUCED BY THE CREATORS OF THE
FAMOUS "DOROTHY PERKINS" RAMBLER

The "BLAZE" is unquestionably the most sensational achievement in rose culture in many years. It is the *very first* hardy, everblooming Scarlet Climbing Rose ever produced. And what a beauty it is! Brilliant in color . . . lovely in shape . . . profuse in bloom . . . vigorous and hardy . . .

"BLAZE" has every quality to assure it a tremendous popularity! J. & P. Co. © 1932 If you love roses—and who doesn't?—you will want "BLAZE" in your garden. It combines the vigor, beauty and hardiness of Paul's Scarlet Climber with the everblooming qualities of a favorite everblooming rose. It can be depended upon to brighten your garden throughout the entire season.

Be First to Enjoy This Remarkable Rose

You can be among the first in your community to enjoy this truly remarkable rose. Make sure of it by placing your order *with your dealer* now, for the demand will be great and is certain to exceed the limited supply available. "BLAZE" has many uses . . . train it over an arch or your favorite pergola . . . cover your fence or the side of your garage . . . brighten your porch or grow it on a tall post into a handsome pillar. "BLAZE" will do everything expected of a Climbing Rose.

"BLAZE" is a patented rose, and for your protection the genuine is identified by a special Patent label—look for it.

Sold by Up-to-date Nurserymen, Florists, Seedsmen and Dealers Everywhere

AVAILABLE ALSO IN "FERTIL-POTTED" PACKAGES

JACKSON & PERKINS COMPANY

Distributors and Hybridizers of New Roses and Plant Specialties

[WHOLESALE ONLY]

NEWARK, NEW YORK



Souvenir

(A Golden Talisman)

New 1933 Novelty Everblooming Hybrid Tea Rose

Souvenir (a golden yellow Talisman), one of the loveliest of roses, was the outstanding gold medal winner in the 1932 American shows. Its bloom is a rich, deep golden yellow, and it is a prolific producer of fragrant flowers for cutting. It is a superb garden variety with all the desirable qualities of the popular Talisman.

Souvenir was awarded U. S. Plant Patent No. 25. The genuine is identified by this label. Order now from *your dealer*, to avoid disappointment.





Garden of Mrs. C. P. McLaughlin
Cincinnati, Ohio



The O. Hanson family in their garden
Orleans, Nebraska



Home of Mr. and Mrs. J. J. Connor
Kansas City, Missouri



Lily pool of Miss Carolyn S. Scott
Paris, Texas



Garden of Mr. C. E. Cobb
Panama, New York

In April

Portfolio of distinctive small houses; important news for spring builders; advance decorating style notes; don't miss this issue!

Over the Editor's desk

TO ME, the most important thing that has come over my desk this past month are the photographs of readers' homes and gardens. So many of them and all so charming, I should like to get out a special edition and call it "Inspiration from Readers' Homes and Gardens." However, that being impractical, please do have the patience to wait if you do not see yours in print as soon as you had hoped. It will be on this very page—and soon!

In April New York City will hold its First Annual Food and Health Exposition. The idea behind this being that nothing is more basic in the scheme of modern living than Food and Health, and that any project that will further a clearer understanding of this major problem of life will be a step forward in our national welfare. Many noted health and nutrition experts are on its Advisory Council, and it is their hope to put a stop to unethical advertising which makes extravagant and misleading claims for health improvement in food products.

Recent discussions of first mortgage real estate bonds have appeared in several publications concluding with advice to bondholders to sell their holdings at any price they can possibly obtain. Myron H. Lewis, Consulting Engineer for May & Company says, "Do not sell your defaulted first mortgage bonds at current prices." If any of our readers are holders of these securities, and therefore interested in a complete analysis of this subject, we shall be glad to forward requests for a complete copy of his report.

An interesting bulletin from the American Institute of Chemists states that a plan for the eradication of infantile rickets, a very common disease in its milder forms, has been developed at Columbia University. The plan is based on a process worked out by Dr. Zucker for concentrating the vitamin D content of cod-liver oil in a solution which can be added to bread and milk. If the use of these common foods so treated becomes general, Dr. Zucker said, rickets will vanish as a public health menace. The University exercises strict supervision over the manufacture, application and promotion of the concentrate, the prices charged for the products containing it, and otherwise safeguards the public interest. Royalties received are devoted to research work.

One of the jolliest and most instructive books for children that I have run across in some time is an illustrated cook book called "Kitchen Fun" by Louise Price Bell and published by the Harter Publishing Company. Each ingredient and measure is illustrated in full color and the recipes, while easy to make, cover everything they are likely to want to make, from chocolate fudge to yummy eggs.

Contents

National Edition

MARCH, 1933

Vol. IX No. 4

Cover Designed by Harry Marinsky	
Invitation to the Garden	138
It's So Easy to Plant a Rose! . . . Paul B. Sanders	139
Gardening on a Budget . . . Romaine B. Ware	141
Discrimination in Seed Buying . . . Adolph Krubm	142
Novel Uses for Lattice . . . H. Rossiter Snyder	144
The Room Would Grow—But Not 1c for Replacements! . . . Elizabeth MacRae Boykin	145
Log Cabins	148
Longer Life for Your Log Cabin . . . George H. Dacy	153
Gongs from the Automobile Graveyard . . . William Longyear	155
Dining Rooms Banal?	156
Our March Decorating Lesson	158
Late Summer Bloom in the Rockery . . . Ira N. Gabrielson	159
Dogwood and Daffodils	160
Freshening Up the Lawn . . . Morris A. Hall	161
A Night in Bali . . . Mrs. Penrose Lyly	162
Tired of the Same Old Vegetables? . . . Laurel E. Weiskirch	164
Borrow Famous Dishes from England and Scotland . . . E. Hamilton Fairley	165
Gone Are the Days—	166
Why Pay More? . . . Luvelle Guild	167
Let Them Be Boys! . . . Louise Price Bell	168
Dollar Ideas	174
New and Handy Things for American Home Makers	175
A Shower Luncheon	176
Our Made-over House . . . Edith Copeman Halsey	177
The Month's Best Bargains	178
After the Last Rubber . . . Dorothy Blake	181
Garden Facts and Fancies . . . Leonard Barron	182
The Garden in March	184
Our Boy's Room . . . W. Marlin Butts	189
Index to Advertisers	192

MRS. JEAN AUSTIN
Editor

LEONARD BARRON
Horticultural Editor


Invitation to the Garden.



Gateway arch covered with Dorothy Perkins Roses in the lovely garden of Mr. R. H. Beatty, Tiverton, Rhode Island




A California gateway; Helen Lukens Gaut



The garden of Mrs. John W. Herbert, Ossining, New York, welcomes the birds too. Photograph by Tebbs & Knell



Thompson garden, Canandaigua, New York



A profusion of Quince blossoms increases the charm of this garden gateway of Mrs. A. W. Putnam, Rye, New York. Photograph by Harry G. Healy



Left: Garden of Mr. Theodore Swann, Birmingham, Ala. Photo by Tebbs & Knell. Above: Mr. Hopkins's garden, Baltimore, Md. Photo by H. G. Healy



Large flowers, fragrance, real yellow color, and fine foliage unite in this well-named Rose Golden Climber



Souvenir, another yellow, but a bush Rose. It is one of a multitude of sports appearing in America from the popular Talisman that are now creating a distinctive family group of their own



And here's Mary Hart which is a deep all-red addition to the Talisman family. Even the stamens are colored

It's so easy to plant a Rose!

WERE you to believe all you hear and read concerning the comparatively simple matter of properly planting a Rose bush, you would probably never plant one! But there are a few simple facts that are well worth telling about the correct planting of a Rose bush, regardless of time, site, or soil. And it is important because a Rose bush improperly planted is truly a ne'er-do-well; but a Rose bush set correctly has more than an even chance to thrive.

Of course, you order early for delivery as early as possible. Then upon arrival unpack the bushes and examine the canes. If they seem shrivelled or dried out, put them in water over night to absorb moisture. If you are not yet ready to plant, it is wise to place them in soil, covering all but the tips of the bushes. In this manner they may be held for a week or ten days in spring time (or for the winter, in case they arrive too late for fall planting). This is very important.

Have the bed in readiness *before* the

PAUL B. SANDERS



Photographs by J. Horace McFarland Co.

Comtesse Vandal, pink with salmon and yellow overlays, in indescribable blends, carrying obvious traits from its ancestors Ophelia, Mrs. Aaron Ward, Souvenir de Claudius Pernet, with good foliage, too

plants arrive, so that all the preparation necessary at planting time will be to dig the necessary holes. Let these be square, and wide enough to accommodate comfortably the root system of the bushes. Usually holes eighteen inches wide will suffice. The depth of the hole will be very largely determined by the bush itself; if you will remember that the plant should be set so that the swelling or bud, denoting the point of grafting, is two inches below the soil surface, you will not go far astray. Or, if you are planting "own-root" Roses, set them a little deeper than they were in the nursery row. This depth may be determined by the dirt ring on the canes.

Rose bushes are frequently received with the roots rolled into a compact ball, or so tied that they do not spread out naturally. It is essential that you make certain that every portion of the root system is so arranged that it will come into direct contact with soil. In other words, spread the roots out as much as possible

Blaze is the everblooming scarlet-red pillar Rose which adds a quite new touch to the garden. The name is explanatory of the magnificence of the effect produced by the mantle of large, brilliant flowers. With Blaze you get the beauty of Paul's Scarlet prolonged for months

before adding soil. Any awkward or broken roots may be removed in this process.

During handling be sure to protect the roots from sunshine and especially, drying winds. When ready, place the plant upright in the hole, add soil in and around the roots, and pack the soil firmly, using the feet, if necessary. Add more soil, and pack again, repeating this procedure until the hole is filled. Firming of the soil precludes the possibility of air pockets; these causing death to small roots which enter them. Remember that if a steady gentle pull, after planting, results in the plant yielding, it is best to remove the bush and replant it. Firm planting is an essential.

Either while planting, or after the operation is completed, apply a pail of water to each plant. If this is done after planting, make certain to loosen the surface soil with a rake or a hoe after the water has disappeared, and so prevent drying out due to evaporation.

Close planting helps to keep the roots cool since they then shade each other—Hybrid Teas 18 to 24 inches and Hybrid Perpetuals 24 inches as maximum distances. Climbers 5 to 6 ft. or crowd as much as is possible!

One small, but important, item which many gardeners overlook is the pruning immediately preceding, or directly fol-




J. Horace McFarland Co.

lowing, planting. It must be evident that time is required for the roots to function normally in their new environment and that, until this happens, the circulation of moisture and food materials through the top growth is halted. The natural result is for this top growth to give off moisture by transpiration, and the ultimate result is wilting, or "die back." This process of transpiration is carried on by plants practically continuously but, when the plants are growing normally, the moisture lost is automatically replaced by the plants themselves. To prevent this excessive transpiration following planting, the surface total of top growth should be reduced, and this is accomplished easily by cutting it back one fourth to one third. In other words, either just before or just after planting prune the canes as mentioned. Some gar-

deners mound soil around the newly planted bushes for a week or two to prevent "drying-out," owing to bright sunshine and strong winds; while this is often good practice, it is not usually necessary.

Gardeners are just as human as any other group of men or women, and so are apt to blame others than themselves for failures; often some inanimate object forms the "cause!" For instance, all of us have heard soil, lack of drainage, weather conditions, fertilizers, and (of course) the nurseryman blamed for poor results with Roses. Possibly any one of these may be at fault at one time or another, in some degree; but, if a Rose bush is not planted properly it cannot do well, and the blame for improper planting lies at the door of only one person: the planter—you! Therefore, give it a good start.



On the principle that the eye is the shortest road to the mind, these two pruning photographs talk a whole lot. As to planting—at the right you see the proper hole and depth



How much will it cost to plant the garden adequately? That is to say what size shrubs and trees are most economical from the standpoint of price and results? Should one buy large specimens and enjoy immediate effects or small plants and wait several years for them to grow? Are full-grown plants moved with balls of soil worth the price or are the medium-sized plants more likely to satisfy? To-day it is perfectly practical for the modern nursery to supply and plant a completely finished, full-grown garden even including trees fifty to one hundred feet tall provided, of course, one is willing to pay the not inconsiderable cost. It is largely a matter of dollars with the results depending upon outlay, and remember always that the big price of a big tree planted in your garden is most largely labor cost in handling.

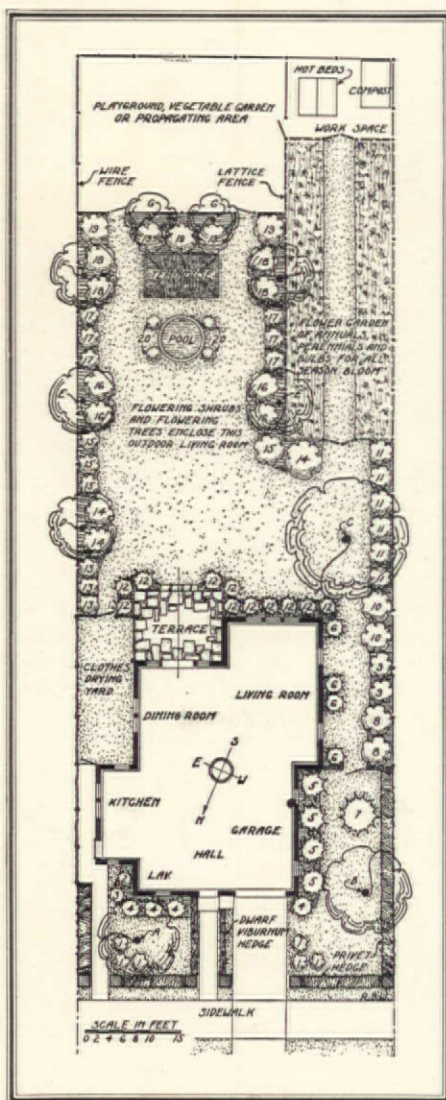
Nurseries offer trees and shrubs in all sizes from small yearlings to large, full-grown specimens with most prices based on production costs. A pin Oak 5 to 6 feet tall is priced by a prominent eastern nursery at \$2.00, 8 to 10 feet at \$5.00, and heavy selected trees as much again. However, if one wishes a large specimen tree, 6 to 8 inches in diameter and 25 to thirty feet or more tall, the price ranges upward from \$100. Very large trees cost \$300 to \$500 or more and are easily worth it considering time required to grow them and all contributing costs of which moving expenses are no small item.

Another factor largely influencing cost of trees and shrubs is rapidity of growth. Yew, one of the choicest evergreens, grows slowly compared to Mock Orange or Forsythia, and Poplar trees are fast growing alongside of Magnolias. There is also a great difference in propagating costs. Some kinds root readily from cuttings while others must be grafted, budded, or layered. All these things affect costs and influence choice of varieties and sizes bought. A Flowering Cherry 6 to 7 feet tall, costing about \$6 will, within five years, almost equal the specimen tree for which the grower must ask four or five times as much. It is entirely a matter of paying the price for immediate effect or spending less and waiting a few years.

There is also a wide variation in cost, depending upon planting scheme. The simple layout pictured here will be comparatively cheap compared to some which might be planned for the same space. Still, this scheme will provide a delightfully livable yard and garden. Every item has been selected to give an attractive, satisfying effect, to meet the particular needs of a definite scheme, and

Gardening on a budget

ROMAINE B. WARE



Forethought, not lavish extravagance, is the foundation of a satisfying garden. You can have a really good one for little money and we offer you three practical budget solutions for the problem

especially to provide a pleasing interesting color display over as much of the growing season as possible.

A colorful enclosure for the outdoor living room is secured with flowering shrubs and flowering trees. The tea house with its background of tall shrubs and pair of Bolle's Poplars for accent, together with the simple pool and planting of Boxwood, make this end of the garden livable and interesting throughout the

season. A flower garden, not so large that its care will be burdensome and still of sufficient size to be bountifully colorful, is tucked into one side of the lot. Lattice-enclosed and planted discriminatingly, it will have charm and satisfying completeness out of all proportion to its size.

The foundation planting, so important to any landscaping scheme, is best of evergreens because of their more permanent year-round effect. The permanence of any evergreen planting, however, depends upon varieties chosen, sizes used, and care given. For this scheme kinds are selected which, with reasonable care, can be depended upon to prove satisfactory over a long period of time. None is a common cheap evergreen, but used in sizes recommended they may be had at remarkably reasonable prices.

Trees make or mar any yard or garden so choosing the right kinds is absolutely vital if permanent satisfaction is desired. Both variety and size influence costs. Hedges, too, prove no minor factor and costs vary greatly. Privet and Barberry may be had from a few dollars a hundred upwards while Arborvitae, Boxwood, and Yew cost ten to thirty times as much.


So it is seen that the cost of planting as suggested can vary greatly. While limited space does not permit inclusion of itemized planting lists with this article, a very complete supplemental list has been prepared which not only includes all the items but tabulates them according to three different schemes. First, they are listed in small sizes which will make the total cost of the trees and shrubs (twenty-nine different items, one hundred eighty-one plants) a bit under \$100. In these sizes five to seven years will be required for the planting to approach mature size though within a year or two after planting the landscape effect will be most attractive and, as the years go by, it will become better.

The second tabulation of medium-size plants will produce mature showing in three to five years. The above number of plants according to this list will cost about double—approximately \$200. Prices are as quoted in the catalogues of reliable nurseries for the fall of 1932 and, while they will vary with different growers according to available supplies and local conditions, the list is a reliable guide in choosing sizes and estimating approximate costs.

A third tabulation is made of fully grown specimen plants for immediate effect. It includes large trees, full-size

[Continued on page 185]

At last the long-felt desire is met! An annual Canterbury-bell is offered to you this year and comes, of course, in a full range of colors



Golden Gleam Nasturtium, the fragrant semi-double yellow, fully justified its existence wherever tried last year. Truly a real innovation

Guinea Gold Marigold is a far more graceful flower than the older type and just as easy to grow. A recent novelty that has won great popularity



Discrimination in seed buying

COLOR is the greatest determining factor in flower popularity; fragrance ranks next. Size comes last, generally, though Dahlias are a striking reversal, for their size dominates and there is no fragrance. Where color and fragrance combine, we find the most popular annual flowers, namely: Sweet-peas and Nasturtiums. Every taste in color can be met in those two old-timers. In Sweet-peas a popular desire for size is being met by such novelties as American Beauty and Smiles, while the recent introduction of the fragrant semi-double Nasturtium novelty Golden Gleam developed a demand for tons of seeds, actually!

Some other factors deserve consideration, too, such as endurance and ease of culture, or otherwise. How long does a flower last in the garden or after cutting? How exacting are requirements of soil or weather conditions? What insect

ADOLPH KRUEH

pests? How much "petting" does it require? These are important questions.

On the basis of seeds sown every year, Nasturtiums and Sweet-peas lead all other annuals. One of the reasons for that is strong germination, generally from 80% to 90%, and this vitality persists over a period of years. Being coarse seeded (Nasturtiums run 250 seeds to the ounce; Sweet-peas about 600), there is little danger of sowing too deeply or too shallow; they sprout rapidly, showing above ground in from ten days to two weeks.

It is economical to buy such seeds in ounces or fractions thereof, rather than in packets. Other coarse seeded flowers in this category include Hyacinth Bean, ornamental Gourds, Marvel of Peru or Four-o'clock, and Ricinus or Castor Bean. This last, by the way, cannot be

too highly recommended as a quick-growing screen or to create a tall background. The variety Zanzibariensis enormis will attain a height of ten to twelve feet by the end of August from seeds sown around the middle of May.

Zinnias, right now, ride on the crest of a wave of popularity, due quite as much to the introduction of dainty new shades in the small-flowering types, as to the huge new Mission Garden and Dahlia Mammoth-flowered types. And all are so easy to grow. The seeds germinate in a week or so. The sturdy little seedlings are easily transplanted; and, as a matter of fact, may be shifted around even after the plants begin to bloom. Strong germination persists for five years, at least, so buy in bulk.

Now, things are quite different with Aster seeds which seldom germinate more than 70% even immediately after harvest. Three years later that vitality is

cut in half and by the fourth year they are dead. All reliable dealers put up fresh Aster seeds by separate colors every year, relegating two-year-old seeds into mixtures. Where that program is carried out conscientiously, the mixtures are acceptable and since they are always cheaper than straight colors, the temptation to accept them is great. When buying Aster seeds in mixture buy bulk and sow

The new Hartweg Hybrid Annual Lupins have the flavor of old-timeness with far more sturdiness and better colorings



are: *Acroclinium roseum*, *Gomphrena globosa*, *Helichrysum*, *Statice*, and *Xeranthemum*.

If your objective is a continuous and abundant supply of flowers for cutting, here is a comprehensive selection, costing from \$2.50 to \$3. True, nearly every catalogue offers special mixtures of annuals for cutting, some at as low a price as fifty cents per ounce, but such mix-

Verbena is a long-season half-hardy flower enduring till after the first frosts. Lavender Glory is a new color to be had from seed



growth with a wonderful choice of colors. A well grown row of Balsams is a sight to gladden any garden lover's heart. And one dollar buys sufficient seed to sow a row one hundred feet long.

Kochia or Mexican Burning Bush is a worthy companion to Balsams. The bright green, perfectly rounded plants grow about 2½ feet tall, and with the approach of fall and cool nights turn into

Sidalcea, a worthy perennial easily grown, is now offered in the whole range of shades from pink to red (Hemsley's)



plentifully—it is always easy to thin out and transplant the seedlings!

The same advice holds good with Calliopsis, African Daisy (*Dimorphotheca*), the annual Gaillardias, Babysbreath, *Nigella*, Phlox, and among perennials with such popular classes as Primulas, Violas and Vincas, Delphiniums, Geums, and Digitalis. However, packets of freshly put up seeds will probably hold sufficient quantities for the average home garden.

Now then, some concrete suggestions as to what your flower seed dollars will buy for specific purposes. You want a lot of *fragrant* flowers throughout the season? Here is what you should order:

- 1 oz. Sweet Alyssum
- ¼ oz. Sweet Sultan (*Centaurea*)
- 1 pkt. Heliotrope
- 1 oz. Sweet-peas, Spencer, Mixed
- ½ oz. Sweet-Scented Tobacco (*Nicotiana*)
- 1 pkt. Ten-Week Stock
- 1 pkt. Annual Wallflower

Varying according to your choice of strains, that selection can be had for an average price of \$1.50. An extra investment of fifty cents will secure five packets of seeds of Everlastings that will supply attractive material for old-fashioned winter bouquets. Most suitable

tures are quite likely to include some kinds for which you may not have a liking. This selection covers a long blooming season, a wide variety of form and colors, and some fragrance:

- 1 oz. Sweet-peas, early flowering
- 1 oz. Sweet-peas, Spencer mixed
- 1 pkt. Zinnias, Liliput Salmon-Rose
- ¼ oz. Rose Campion (*Agrostemma*)
- 1 pkt. Snapdragon Giant, mixed
- 1 pkt. Aster California Sunshine, mixed
- 1 pkt. Aster Giant Crego
- 1 pkt. Aster Giant Branching
- ¼ oz. Cornflower (*Centaurea cyanus*)
- ¼ oz. Sweet Sultan (*Centaurea imperialis*)
- 1 pkt. Cosmos Crested
- 1 pkt. Cosmos Early Single
- 1 pkt. Cape-marigold (*Dimorphotheca*)
- 1 pkt. Gaillardia picta lorenziana
- 1 pkt. Pincushion-flower (*Scabiosa*)

Excepting the Snapdragon and Asters (which should preferably be started in a frame about the middle of March), all the foregoing seeds are to be sown outdoors any time after the middle of April.

There are comparatively so few annuals particularly adapted for planting along walks or driveways that it would be neglectful not to mention two outstanding ones for this purpose. Perhaps the finest of all are the Balsams or Lady-slipppers. These combine symmetry of


vivid red pillars of beautiful shape and proportion. One fourth ounce will provide a profusion of plants.

When it comes to making a fine showing in a mixed border it is really surprising what can be had for as little as a couple of dollars. For example, one packet each of the following favorites:

- Tall Zinnias (for background)
- Ageratum or Floss Flower
- Semi-tall Snapdragons
- Calliopsis
- Cynglossum amabile
- California Poppy (*Eschscholtzia*)
- Bedding Petunias
- Poppies, and Verbenas
- Add 1 oz. Dwarf Nasturtiums
- ⅛ oz. Lobelia, blue, for edge
- ¼ oz. Annual Larkspur
- ¼ oz. Annual Chrysanthemums
- ⅛ oz. Candytuft

Of course, there is a score of other easily grown annuals suitable for borders. One may conceivably have a rather wide border in which Hollyhocks and Sunflowers would create an appropriate setting for such brilliant kinds as Amaranthus and Plume Celosias, African Marigolds, and Lupins. But it requires experience to manipulate these strong growing, showy kinds in a border garden.

Novel uses for lattice



Lattice often adds a decorative note to a sunporch as well as to the exterior of a house, especially if it is vine covered

LATTICE serves three ways: for giving a texture to blank wall areas, for framing doors and windows, and for shielding outdoor living areas from too public an exposure. And it is the easiest kind of carpentry for the home handy man.

Designs for lattice should be drawn on paper with reference to the proportions of the architectural object to be framed or the space to be ornamented. Restrained designs in squares or rectangles are usually most satisfactory.

The larger the screen, the heavier the frame which will be required, but a very light lattice may be made of one-by-two inch framing pieces with batten strips used as cross bars. At the intersection of each strip two light boxing nails are required for best results.

When erected in place against the house, wooden blocks or discarded threadspools are good for holding the frame out from actual contact with the wall itself, preventing the collection of moisture. Use long and strong wood-screws in fastening the lattice frame to the house to prevent high winds dislodging it.

Holes may be easily tapped into concrete or stucco walls by using a small cold chisel or special stone-worker's chisel. This is revolved and loosened with each tap of the hammer or mallet.

H. ROSSITER SNYDER


Expansion bolts, used for fastening any kind of object against mortar or stone, may be purchased in the hardware store. These tighten as they are screwed.

For shielding a laundry yard or kitchen garden space and providing a welcome

privacy in these intimate areas, there is nothing equal to lattice for quick and satisfactory results. The standard two-by-four inch lumber may be used for cross-beams, attaching them to four-by-four inch posts. This kind of construction should be as sturdy as we can make it and it is well to fill the post holes with concrete mortar instead merely of loose earth. A simple receipt for mortar is one part cement, three parts sand, and enough water to produce a quaky jelly consistency. This use of concrete will prevent the ends of posts from rotting in the ground for a great many years.

To preserve lattice, usually badly exposed to weather all the year around, thorough painting is needed. The most careful attention to this would consist of applying one thin priming coat, followed in turn by two finishing coats. The last coats should be laid on in the consistency that the paint comes in the can. If spar varnish or deck paint containing it can be used for the last coat one attains the maximum known weather protection.

Some annual vine from seed, such as Morning-glory or Cypress-vine, will quickly dress the lattice, or for permanent effect there are Climbing Roses; Clematis for flower; Dutchman's-pipe for dense foliage; and English Ivy.



For an outdoor living porch, a kitchen garden space, or a laundry yard, lattice quickly provides the desirable privacy



EPISODE ONE: This is what the first living room budget of \$300 bought for the room that grew. All photographs courtesy of Frederick Loeser & Co.

The room would grow —but not 1¢ for replacements!

HE AND She sat on a trunk and surveyed their new living room. Four walls, a ceiling, a floor, two windows, two doors, themselves, and the trunk.

"Well, angel pie crust," said He, "would you say offhand that our three hundred silver dollars would look pretty thin translated into furniture and spread around this barn?"

"In the first place," said She, "It's not going to be spread thin. Because I was nearly grown before Mother got rid of all the cheap junk she bought to start housekeeping with. No indeed, we're going to get a few good pieces and then rock along till we can afford to add more good pieces."

She wrote it all down, what they would do with the three-hundred-dollar living room budget and the order in which purchases were to be made, while He made the rules:

The necessities would come first, the luxuries last. Nothing was to be bought with the idea of discarding it. Additions there would be, but no replacements. Some things could be bought to use in the living room only temporarily, but they must be suitable to serve somewhere else in the house later as the budget expands.

ELIZABETH MACRAE BOYKIN

The first piece on the list was a sofa, the second an easy chair, the third a table and straight chairs (since this was to be a living-dining room). They decided that they could exist very comfortably with those main things. Accessories would come out of what was left in the budget, but even they were not to be trinkety.

She spent days studying the sofa situation, not from the point of view of lustrous damasks and pleasant reps, but from the inside out. Prowling around a place where upholstered furniture was being made one day, She came upon frames of sofas and easy chairs which looked as though they were made of packing boxes, judging by the wood. She wondered how they would ever survive a half dozen sittings! Having found out that much, She kept on till She discovered that such furniture was frequently filled with moss and excelsior and no telling what else and that the springs were just about as uncertain, however luxurious the upholstery. Spend any of that precious budget on the like of it! Not She—at least She learned the kind of furniture She didn't want.

The sofa they finally selected was made by a reliable firm which guaranteed the details of its interiors: hardwood frame, hair filling, good springs, as well as a pretty covering. It cost a hundred and fifty dollars. There went a full half of the three-hundred-dollar budget at one stroke, but they consoled themselves with the fact that it was of enduring style and permanent construction. Besides it was the most important piece of furniture in the room and deserved to be extra special. In a rich dark red rep upholstery it was a good beginning.

The next piece of furniture to buy was the easy chair. It, too, underwent the scrutiny of gimlet eyes, but at last a chair was found that satisfied their specifications. The gracious big wing chair which they chose in a lovely floral chintz covering cost \$64, but it was worth every cent of that in excellence of line and build.

For the present a bridge set would serve as a dining table, but this too was of dependable quality—steady table and solidly made chairs, all folding automatically. The munificent sum of \$27.50 they paid for the set (table and four chairs), but for that amount they got a



EPISODE TWO: So they lived happily for a year or so until their budget grew another crop of dollars and this is what happened to their next two

hundred and twenty-five dollars: the addition of a Duncan Phyfe table, lyre-back chairs, a tilt-top table, a celadon lamp, and damask draperies

EPISODE THREE: Another year of budgetting and another two hundred dollars appeared, and this bought the two new beautiful pieces

below, a secretary and lyre-back chair, things they never could have owned had they tried to furnish their room completely in the beginning



set that would last as long as they'd care to deal a bridge hand, after its dining table years were done.

What to do for a rug? She took her chin in her hand and meditated. The kind of a rug she intended to have was years in the future. In the meantime, a moderately priced Oriental scatter rug would do nicely, and she found one for \$17.77 that would be good in the hall when the big living room rug could be afforded. To tell the truth, the floor did look a little bare with just one scatter rug, but another would be added before long; both could be shifted to the hall when their living room duty was over.

Because both He and She had books to dispose of and because the room still looked a little empty, She chose a pair of unpainted book shelves at \$2.95 each, and He stained them. In a household with a sprouting library these would always be useful.

Glass curtains of sheer silk voile in sunny yellow solved the window problem for the present; draperies would come later. One lamp only could be afforded now, and it was quite simple but substantial and pleasing in line. The cost was \$16. A framed map for the wall and potted plants and flowers for the empty looking spots completed the furnishings of the first version of the room.

Comfortable it was and complete

enough to manage on very well. Every purchase was thoughtfully made for quality and continued usefulness through the years as the room grew more ambitious.

They lived in it thus for a year or so until their budget grew another crop of dollars. And in this period, they pondered over what sort of additions they would make. It was even fun—deciding. Of course, they tentatively spent their next money a dozen times before they actually settled on where it was going.

He pulled imaginary whiskers and looked sober when She first mentioned the lyre-back chairs. But after He had seen them and thought them over, He turned into a more avid coveter than She. For these chairs were beauties if they did cost \$43 each, which seemed like a lot for straight side chairs. But they were exact copies of famous Duncan Phyfe designs with graceful lines and delicate detailing and of course the exquisite lyre backs, made by a manufacturer of authentic reproductions who takes the pride of an 18th-century craftsman in his work. Needless to say, it was some time before a pair of these could be afforded, but once in that room, they were there to be loved and cherished for a lifetime. Next, but not immediately, came a Duncan Phyfe drop-leaf table at \$79.50, a pedestal type, of mahogany with satin-

wood inlays—a table to be proud of.

When they got around to it a pretty little tilt-top end table was added for \$19.75, and for this they got a celadon lamp for \$25. Draperies of damask for \$25 were added, and a few bibelots. And that's what happened to their next two hundred and twenty-five dollars! Every cent of it was invested in a satisfying possession.

So far the tables had been makeshifting for a desk with ink and stationery kept in a bookcase shelf. Oh, He and She were very gay about it, but nevertheless they both began to cast surreptitious glances at the secretary desks that they saw in shop windows and on furniture floors. They could have picked up any number of \$29 and \$39 models, excellent values for the money, to be sure, but the reason they waited was to get a secretary with a future, finely designed and made for many loving years of service. So they kept on waiting until another two hundred dollars appeared in the budget, and with this they bought a beautiful little brown mahogany secretary at \$139 and a lyre back armchair at \$54, pieces that He and She could never have owned had they tried to furnish their living room completely in the beginning. For \$11 they picked up another small scatter rug.

Then came another year and with it another easy chair for \$85, a coffee table for \$22.50, a [Continued on page 186]

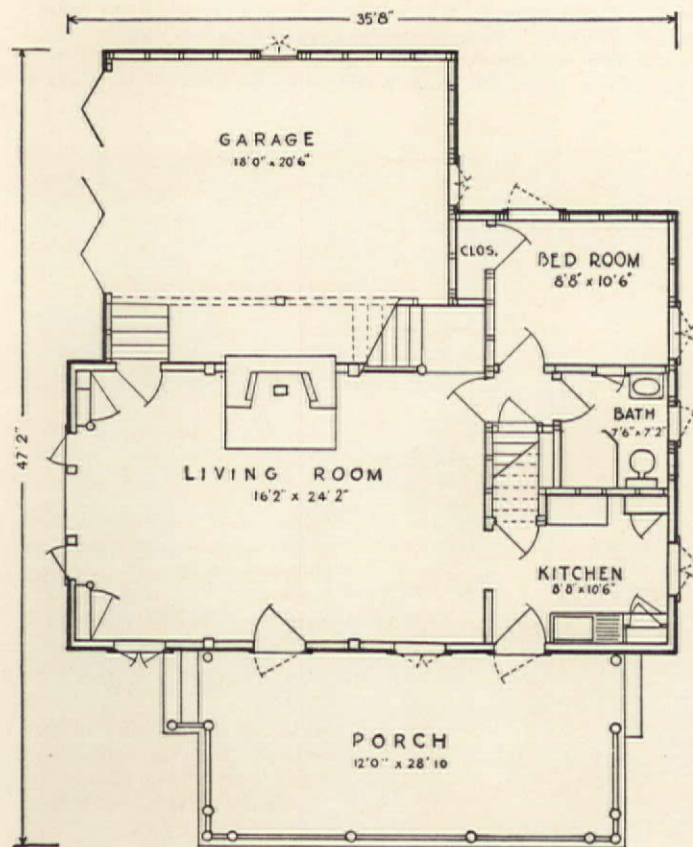
EPISODE FOUR: Now by this time He and She were Substantial Citizens and Established. By rights they had reached the state when they should refurnish, but instead of tiring of the things they had, you see they had been collecting fine, proud pieces that grew in value as well as

beauty with the years. So they bought instead the handsome breathtaking Persian rug of their dreams, and, when they had completely recovered from the rug, a mellow, misty oil painting. A finished room now? Not a bit of it! And it will never be finished, they hope!





Courtesy, Sheelin Pine Sales Company

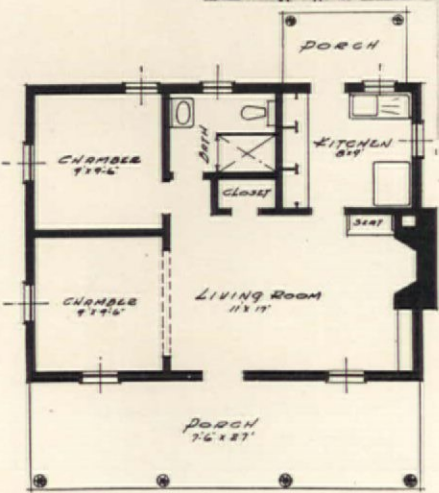


Cabin of Mr. H. J. Everett

Allentown, Pennsylvania

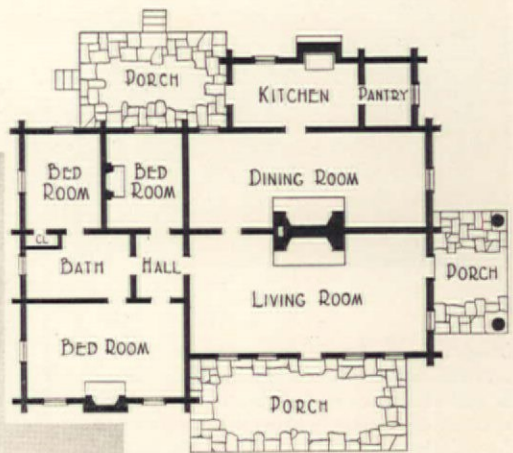
THERE is increased interest in log cabins—and indeed, why not? For simplicity of living as well as beauty and comfort, log cabins have no equal. In woodland retreats, beside quiet, lazy streams and sparkling little lakes, as well as on our coasts and mountain sides, city folk and town folk are flocking to them. For the comparatively small investment, they probably yield more in health, contentment, and genuine peace than any other single family expenditure. Their care and upkeep may almost be discounted as one usually does these things himself.

On this and the following six pages we show a variety of log cabins—those which you can build easily yourself and cabins which can be purchased “ready-to-wear.”



A California redwood cabin designed by A. E. Waterman for the Hammond Lumber Co. is typical of those to be found on our Pacific coast. It is constructed of log cabin sidings which are

made from all-heart California redwood—especially well adapted for log cabins. A compact floor arrangement shown by the plan at left utilizes all available space to good advantage



A log house, built by its owner, Mr. Raymond P. Mitchell, in the foothills of the Blue Ridge Mountains in southern Virginia, has a magnificent view of mountains for nearly a hundred miles

Rocks and cement were used between the logs, the rocks having been found on the property on which the cabin was built



Living room in the cabin of Mr. Raymond P. Mitchell. An interesting feature of the fireplace is the moss growing between the rocks


Two booklets
to help you with log cabins

"10 Summer Camp and Log Cabin Plans," price 10¢. Remit to The American Home, 244 Madison Avenue, New York City

"You Can Make It for Camp and Cottage," price 5¢. Remit to the National Committee on Wood Utilization, United States Department of Commerce, Washington, D. C.



The kitchen and the dining room above show an efficient utilization of space. The kitchen is particularly commendable in its arrangement of equipment, making the cooking and housekeeping tasks in a cabin pleasurable



The stairway and balcony are of interesting log construction and harmonize effectively with the living room from which they lead. Anne Forester was the decorator of this cabin and C. S. Johnson was the builder

What a joy to have plenty of storage space for china, glassware, etc., in a cabin and to have such an attractive arrangement of it. Home of Mr. Roger S. Sperry, Cameron Clark, architect



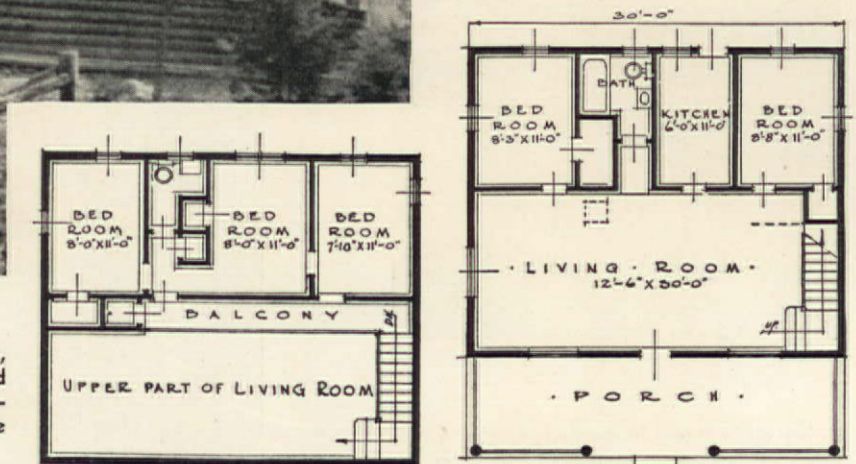
Fan Avila

A log cabin seems incomplete without a fire-place. This charmingly rugged one is in the cabin of Dr. Kenneth Buckley. Built-in bunks may be both comfortable and attractive as shown by those below in the cabin of Mr. and Mrs. A. M. Libbey in Minneapolis. Wilbur Tusler of Magney & Tusler, architect. Both photos courtesy, Shevlin Pine Sales Co.

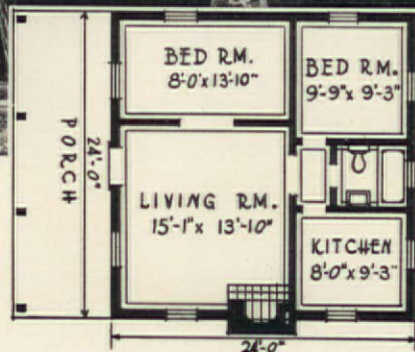




Log cabin of Mr. F. W. Scutt, Candlewood Lake Club, Connecticut. The chimney and fireplace, desirable features of the cabin, do not show on the floor plans but may easily be incorporated. The balcony off the living room provides additional sleeping quarters without actually giving the exterior effect of a second floor. Courtesy, Adirondack Log Cabin Co.



Most of the cabins shown here can be purchased complete, shipped to your lot ready to assemble and erect without skilled labor. We shall be glad to furnish prices and detailed information on receipt of a stamped, self-addressed envelope



"The Lincoln" is the name of the cabin above built for Mrs. Mary Rogers at Brookside, New Jersey. Although it possesses in effect the rugged simplicity of the cabins of Lincoln's day, it has the additional features of bathroom and large enclosed porch

Cabins such as this are delivered in sections. All materials are accurately measured and cut to fit so that the structure may be erected easily and quickly even by an amateur. This photograph courtesy of Sears, Roebuck & Co., Home Construction Division



Logs must be protected against insect attack if the vacation cabin of your day dreams is to enjoy a long life. However, if the logs were cut in October or November with the bark left on they can be used for building without any further treatment

Longer life for your log cabin

IN ECONOMY, ease of construction, simplicity, attractiveness, and durability, the summer home in the woods or the vacation lodge built of logs excels all other types of building.

Two men skilled in the handling of logs will build a six-room log house suitable for outing occupancy in about ten days, and this includes the construction of a satisfactory foundation or the building of masonry or concrete piers for the support of the sills. The old idea that log cabins for durability must be built of either spruce or cedar has now been supplanted as a result of practical research by the use of fir, hemlock, poplar, oak, hickory, tamarack, or pine birch. There is, however, a limitation to this use of miscellaneous materials for log house construction. The logs must be protected against insect attacks if the vacation cabin of your day dreams which eventually materializes is to enjoy a long life.

GEORGE H. DACY

Man's knowledge and mastery of the insect kingdom have not attained a place where the ignorant can rush into the entertaining tasks of making things out of logs without some study of the practical methods of preserving such objects of personal handicraft after completion. Otherwise, burrowing beetles and boring insects will ravage the houses, fixtures, and fittings in close to record intervals.

The trio of insect conspirators which prey on log cabins and rustic handicraft includes beetles which attack the bark and tunnel between it and the sapwood, ambrosia beetles which are parasitic on both sapwood and heartwood, and wood borers which penetrate all parts of the log. The tunneling of bark beetles causes the bark to fall from logs while adult ambrosia beetles reduce green logs to "mincemeat" in astonishingly short

periods. All who have had experiences with the redheaded shot hole borers, the powder-post beetles, the round-headed borers, and the flat-headed borers as log-destroyers curse their efficiency and the tirelessness of their efforts.

The U. S. Forest Service and the national Bureau of Entomology recommend that logs with the bark attached as well as poles for the construction of rustic cabins, furniture, and fences be cut in October and November. Such logs should be piled under cover or off the ground as soon as possible after procurement so that the inner bark will dry out fully before the enemy beetles begin to fly the following spring. This simple practice prevents depredations by insects that destroy green wood off the stump.

To prevent injury to poles for rustic furniture, they should also be cut in the late fall or early winter and worked up into tables, benches, settees, and other



N. K. Morse

household articles before the beetle invasion occurs the next spring. If the furniture building must be deferred until summer, the seasoned poles should be stored under closed cover or else protected with screen cloth having 18 meshes to the inch. Where poles must be cut in the spring and summer, remove them immediately from the woods and convert them into furniture as quickly as possible. A few days' exposure in the forest at that season will facilitate infestation which will not result in complete wood destruction until the finished furniture is in use. Spraying newly cut poles with a solution of one part of creosote to three parts of kerosene will fortify them for several days against insect damage.

Certain powder-post and round-headed borers cannot always be controlled by such measures and, hence, to obtain maximum protection the wood to be used in log cabins and for rustic furniture should be either sprayed or brushed thoroughly with either crude pyridine or coal-tar creosote before the first vernal flight of the beetles occurs. Either of these chemicals is best used in solution with kerosene in the proportion of one to three. Where the owner objects to the stain resulting from the use of such chemicals, the bark can be removed in sections from the logs. After treatment, the bark can be restored being held in place by large-headed nails, one to each square foot of surface.

Where the bark is stripped permanently from the poles or logs, a very attractive effect can be secured by treating them with the creosote-kerosene mixture, the stain produced adding to the appropriateness of the rustic effect. Where such a control is practiced, the wood can be cut at any time without danger of loss from insects. The creosote also aids in the preservation of the treated wood. The peeled poles should be kept off the ground for several days until partially seasoned so that they will not attract pinhole borers. Peeled poles thus seasoned do not require chemical treatment to curb the activities of obnoxious insects.

Even after the wood freebooters establish themselves in logs and poles, they can be eradicated by dipping the wood in crude orthodichlorobenzene full strength or in a mixture of one part of paradichlorobenzene and three parts of kerosene. Both of these solutions slowly liberate a gas which kills the insects that attack wood. A tank for this dipping program can be made readily by bending up the sides and ends of a sheet of galvanized iron to conform roughly to the shape of

the logs to be treated. Submerging the log in the chemical bath insures that the poison will penetrate all the crevices, cracks, and bark sufficiently to kill the insects. The log after immersion can be moved about by an encircling rope. After dipping, the logs should dry thoroughly in a very sunny and airy exposure.

Logs already in place in a cabin, rustic

fence, or arbor can be treated by spray or brush applications of chemicals. One gallon of the solution of paradichlorobenzene in kerosene or of the crude orthodichlorobenzene is adequate for the treatment of five logs 10 feet long and 4 inches in diameter, or approximately 50 square feet of bark surface. Two gallons will saturate about 100 square feet of wood surface while one pint is sufficient for the protection of an ordinary rustic chair.

Here are a few tips which will enable you to recognize the variety of insect which is threatening the destruction of your log cabin if the wood is already infested. Having identified the marauders, it is easy to inaugurate an efficient treatment which will eradicate them for all time to come.

Adult bark beetles are short, cylindrical, reddish-brown to black insects from one sixteenth to one fourth of an inch in length. The accumulation of frass on a log is a positive indication of the activities of the bark beetles inside the wood. The grubs of the bark beetle are legless, whitish, cylindrical, slightly curved creatures which often extend their channels through the wood at right angles to those of their parents.

Ambrosia beetles or pinhole borers resemble the bark beetles closely in general appearance. However, after they enter the bark of a log, they bore directly into the sapwood and sometimes into the heartwood, whence they extend their pinhole size galleries in all directions. The sawdust-like particles and borings which they eject are stringy and white as compared with the brownish borings evicted by the bark beetles.

Ambrosia beetles do not cause much damage to wood after it has been yoked for log cabin construction if the trees were cut during the late autumn. Under such conditions the wood is hard and seasoned by the time the beetles are again on wing. Where the wood is cut green and is used without treatment during the insect working season, the ambrosia beetles will attack it forthwith, their occurrence being recognizable by the large amount of boring dust exuded.

Powder-post beetles are short, cylindrical, hard shelled, reddish-brown to black insects from one eighth to one half an inch long. This beetle in marked contrast to the ambrosia beetle is a champion destroyer both during its adult and larval stages. It often mines around a piece of wood underneath the bark in such manner as to weaken it and to cause it to break easily. In logs, the insect con-



If the bark is removed from the logs they can be stained an attractive color by spraying with a mixture of one part of creosote to exactly three parts of kerosene



Painting or spraying the log cabin or rustic furniture where the bark is removed with crude pyridine will safeguard them against destruction of boring insects

[Continued on page 180]




Gongs from the automobile graveyard

Designed by WILLIAM LONGYEAR

ONE day someone picked up an old automobile brake drum and tapped it with a result that was most surprising and pleasing. There are scores of sweet-toned gongs made of fine steel in the automobile graveyards of the country simply going to waste.

Go to the nearest one of these junk yards and ask for a variety of break drums which are easily detached from wrecked cars. Tap each one on its rim while holding it suspended from a wire. Note the deep, rich tone of the larger ones and the high, clear ring of those of smaller diameter. They are so cheap that you can afford to take several away with you with the thought of making gongs for yourself and your friends who are sure to want them when they see yours.

If the metal is rusted, brush it with a stiff wire brush and wash
[Continued on page 180]



Not only are these gongs decorative but their pleasant tones are indeed a welcome call to dinner

At the summer cottage their carrying power reaches the canoeist, bather, or hiker



Dining rooms banal?
 Here are eight proofs that they need not be!


The dining alcove above, in the Smyth home at Chappaqua, N. Y., adds a note of color to the interior with its Colonial Mt. Vernon paper and Early china cabinet. This alcove is attractive from the living room and suggests spaciousness



R. A. Smith

Dining room in the home of Mrs. Quimby, Chappaqua, N. Y. At left: home of Mr. Paul B. Smithson in Idaho

Corner cupboards lend a most interesting note to dining rooms—especially those of Colonial types. They may be obtained in a variety of designs, finished or unfinished, as desired



Seidman Photo Service

Wallpaper is extremely popular and satisfactory in the Colonial or modern dining room, eliminating the need in some instances of any further wall ornamentation. Right: Home of Mrs. Atwood, Stamford, Conn. Butler Provost, architect



John Wallace Gillies



Seidman Photo Service

In complete contrast to the Colonial rooms with their light wood trim, hooked rugs, chintz, etc., are the somewhat heavier English or Provincial dining rooms with rough plastered walls, heavy beams, and rich, warm colors. At right is the home of Mr. Alva F. Traver, Short Hills, N. J. Bernhardt Muller, architect



R. A. Smith



Home of Mr. John von Lewen, Santa Monica, Cal.

Mott

Textures in decoration

— our March lesson!

WE BUY textiles for draperies and upholstery primarily to introduce color, but textiles also have a quality known as texture which is as fundamentally important in their selection and use as is their color. Woods, too, have definite textural values, and to achieve perfection as well as smartness, textiles used in decoration must harmonize with the textures of the woods on which or against which they are to be seen.

A right application of this textural sense will show that we cannot use silk damasks on oak; or cotton fabrics on a smooth, satiny finished wood such as walnut or olive wood. Nor is a large sofa covered in a knobby finish frieze correct against soft glass curtains of silk or gauze. Beauty is a quality of harmonious relationships. A formula to produce it does not exist. But an understanding of harmony is a first requisite, and harmony



Courtesy, James McCreery & Co.

M. E. Hewitt

must exist in textures as well as color, arrangement, and balance in a room.

In this problem of textures, one of the most important considerations is geography. In the hot, sunny South there is the problem of suggesting airiness and coolness in texture as well as color and arrangement. In the North, the problem is to bring in or suggest sunniness in texture and color. The function of textile textures and colors is to suggest warmth and snugness in interior decoration.

Another important consideration in the

selection of textile textures is the function of the room in which they are to be used. If the fabric is to be used in a bedroom, let the texture of the fabric be restful and suggest comfort to the eye, rather than heavy and ponderous or stimulating because it is some new fad in texture. The place for stimulating fads in textures is in some room not used often, as for instance gay plaids or loud stripes in a game room. Used in their right place they are jolly, smart, and stimulating. However, when we go into a game

[Continued on page 179]

Late summer bloom in the rockery



Left: A Morning-glory with gray-green foliage and myriads of soft blue flowers (*Convolvulus mauritanicus*). Above: *Calceolaria polyrrizha*, a new comer. Right: *Campanula pusilla alba*, a rock plant which will grow anywhere

THE belief grows that only spring color is available for the rockery. And it is true that the great majority of the rock plants flower in spring and early summer. *Alyssum*, *Aubretia*, *Arabis*, *Dianthus*, *Hypericum*, *Iris*, *Phlox*, and a host of others offer themselves and their glorious bloom so freely at this season that the entire rockery blazes with color.

Gardening enthusiasm is at its height. The owners visit other gardens and nurseries looking for new things to add to their own list of treasures. Naturally enough, they overlook the things not yet in bloom. Consequently the garden becomes even more a spring garden.

Hot summer weather lessens gardening enthusiasm, vacations interfere, and so the nurseryman who has painstakingly hunted out and propagated the new plants that offer summer color for the rock garden, often has difficulty introducing them.

Now I wish to point out the fact that there are certain plants available to fill this need. *Campanula*, with its almost endless number of species, offers the most variety in helping to solve this problem, but *Bellflowers*, beautiful as most of them are, do not by any means top the list with me.

First and foremost—certainly to me the most attractive long blooming plant so far available at this season—is *Convolvulus mauritanicus*. "What," you say, "a Morning-glory?" Exactly! a

IRA N. GABRIELSON

Morning-glory with soft gray-green foliage and myriads of the softest blue flowers opening daily from July till frost. This beautiful thing has every qualification that a first-class rock plant should have, and with me on the Pacific Coast it went safely through the long trying period of drying east winds and freezing and thawing weather a year ago in which plants of unquestioned hardiness suffered severely. It needs plenty of sun and perfect drainage and should be planted in rather large masses for the best effect. It is not a ramper in any sense of the word, but must be raised either from seed or carefully made cuttings.

Next in order on my summer and fall blooming list stands *Pentstemon richardsoni*, a native Oregonian and an outstanding rock garden plant though as yet little known. It comes in a pale lavender or clear pink form and it is this latter form which is to be desired. Like the *Convolvulus*, it starts blooming in July and puts in the remainder of the summer at it.

Unlike the majority of *Pentstemons*, it does not spread by offset crowns, but must be raised from seed or cuttings. It is an abundant inhabitant of the rocky cliffs bordering the Columbia. It is injured to heat, cold, summer drought, and, to a great extent, to winter wet, and should be reliably hardy anywhere in the United States. [Editor's note: It has

been pointed out by Mr. Stephen Hamblin, Lexington Botanic Garden, that in his trials in Massachusetts all the Western alpines that grow well in Western gardens do equally well in the East.]

In nature it seldom grows anywhere except in the crevices in the face of the cliffs. Here from a short crown it sends great woody roots far down into the rocks while the crown gets larger with each passing year. From this crown spring dozens, sometimes scores, of eighteen-inch stems hung with many, many rosy pink bells. The plant balance between leaves and flowers is good. Give it a well-drained spot in the sunny part of the rock garden and it will make your heart rejoice many times in the dog days of August.

Third in my affection for fall bloom in the rockery, stands a native Californian, *Zauschneria californica*. In spite of its tongue-twisting name, this is a rock garden gem of the first rank. Imagine a great cascade of dull gray-green leaves lengthening day by day as the summer passes until some time late in August it opens dozens of long tubed ruby fuchsia flowers. It is, in truth, often called California Fuchsia because of the resemblance. All through late August, September, and often October here in Portland, this plant continues its dazzling color display—the brightest note in the fall garden. It likes sunshine and minds drought not at all. In fact, the only


[Continued on page 188]



“When spring unlocks the flowers to paint the laughing soil . . .”

REGINALD HEBER





Home of Mr. W. I. Corris, Los Angeles, Cal.

The Mott Studios

Freshening up the lawn

FRANKLY our object is to get finer lawns, whether we are waiting to improve the old one or make another. It's the same, after all, and following last year's trials—due to season—we are somewhat worried.

Lawn work is much like painting. If a man worked at painting a house at odd times, mixing up a little paint each time and never giving it enough time and attention to finish any one part, it would look spotty when finished; and so with a lawn.

To be perfect, grass (like paint) must have (1) the right foundation; (2) be even textured; (3) be even colored; (4) be smooth and level; (5) be clean and neat.

The foundation may include things that help to make the lawn smooth and may have some bearing on other qualities. Generally, foundation consists of soil, fertilizer, preparation of seed bed, arrangement for drainage, for compacting, for sunlight, for watering. Soil should be light, loamy, rich to provide food for grass roots, well worked over and aerated. It should be leveled with roller and rake to provide a perfect level with just enough slope for adequate drainage yet not noticeable to the eye.

Heavy or wet soils, clay and other forms can be lightened: drained by the use of ashes, peat moss, fertilizer, sand, other soil, and by continuous mixing, spading, turning over—otherwise refining. Every time anything is added, some

MORRIS A. HALL

bumps or hollows can be taken out, using roller and rake freely. Manure is good only if added to the foundation and worked in before seeding; otherwise some commercial prepared plant food is much superior. Peat moss can be worked into the foundation to lighten the soil, and onto the surface to help hold moisture. It is neutral and stays acid with acid soil or sweet with sweet soil.

Roll the bumps and humps down every time you think about it. Sprinkle the plant food and finely sifted soil in the low spots, then roll; and roll the whole lawn after each spring rain. Slopes as a rule require more rolling than level spots. No high-class lawn was ever rolled too much.

Why feed? And when? Farmers reap a crop, then feed before seeking another crop from the land. Now every cutting of the lawn is in fact harvesting a crop so that following the farmers' knowledge gained from long experience, grass should be fed. Most of us prefer, as a matter of convenience, three or four thorough jobs a year to twenty or so small partial jobs. The first lawn requirement is good fertile soil. Fertility is more important than seed when building up a poor, thin, or worn out lawn. Reseeding becomes necessary because lack of food has starved out the original grass. Restore the plant food with chemicals, or new soil, or both, so the new seed will have a chance to

grow. Anyhow, the plant food must be there if a healthy lawn is desired.

Naturally rich soil serves for a time, but so soon as the grass roots have used that food, you are situated the same as the neighbor with clayey or other poor-food soil. Leaving grass clippings on is a poor partial method with the distinct disadvantage of bad appearance for several days after each cutting. Figuring three days each and twenty cuttings, your lawn looks bad despite any care for two whole months, in addition to the days it does not look good because of lack of care or need for a cutting.

Working soil in advance is very beneficial. Spade not less than six to eight inches deep, allow to stand a few days to aerate, work in the complete plant food, break up thoroughly, rake smooth and roll. This prepares the seed bed properly. When seed is sown, rake the top $\frac{1}{2}$ inch, for grass has shallow roots and seed can lie virtually on the surface. Roll as soon as you seed. The lawn must appear as flat and level as possible; a slope of $\frac{1}{8}$ inch to the foot (7 inches in a 60-foot width), will provide practical drainage, yet not be visible to the eye as a slope.

If the turned over soil should stand a long time, or be compacted by a heavy rain, turn it over thoroughly a second time. This need not be extra work altogether, for you can combine this second spading and raking with immediate planting.

Seed is comparable to paint. Use good

[Continued on page 187]

A romantic, tropical costume party for the hostess who likes to give distinctive parties

A night in Bali



Buffet supper served from an easily made grass hut, a palm tree or two of corrugated paper with gorgeous green crêpe paper leaves, electric Balinese moonlight over the table—and you have a romantic atmosphere for your party

At right, the costumes of these Balinese temple dancers may suggest costumes to the more ambitious, while newly returned winter cruisers are bound to have one of the new Javanese print beach dresses in their possession



Photograph courtesy, The Hamburg-American Line

INVITE your friends to the romantic paradise of the Island of Bali. For just one night, of course, and right in your own home. With surprisingly little effort, a Balinese party will combine novel hospitality and a colorful buffet supper into an evening of unexpected pleasure your guests will long remember.

It is easy to make your invitations distinctive, too. Collect from steamship or tours offices enough folders that brightly illustrate the lure of the South Sea Islands. Inside these, on a sheet of note paper, fold your invitations and then mail them.

Request your guests to add to the gaiety by dressing as they would in Bali. Some might arrive in delicate summer evening dresses; others in becoming sports frocks. A few might arise to the occasion and go one hundred per cent Balinese and appear in a sarong wound seductively about them, as the native women do. These sarongs can be made of a strip of printed cotton two yards long and one yard wide. The Balinese dancer with her flattering magenta collar and headdress of gold and flaming colors offers another costume idea. Instructions for making this colorful and striking headdress are given on the next page.

162

MRS. PENROSE LYLY

The men will be delighted to appear in white duck suits, tennis outfits, Balinese costumes which consist of no more or less than a sarong wound discreetly about the body. Some of your more conservative guests will prefer to arrive in regulation evening dress, but they must consent to don a brilliant sash in the orthodox tropical manner. There will doubtless be a few of the boys who will wel-



Full directions for making this effective but really simple headdress is given in the text. Large gold earrings or a lei of crêpe paper flowers may be added for seductiveness!

come this opportunity to appear shadowed under a pith helmet. And, of course, in the true spirit of the sultry evening, although it is February and outside melting snow drips over the eaves, all the men will imitate the handsome Balinese gallants who wear a bright flower jauntily tucked behind the ear.

To give atmospheric background, there must be at least one palm tree in the house. The drawing shows one with a six-foot trunk made of ordinary corrugated paper and with gorgeous leaves made of green crêpe paper. Half the fun of giving such a party lies in making these trees. You don't have to know a thing about horticulture. Just read the simple instructions.

Don't attempt to decorate the entire house. It isn't necessary. You can never hope to reproduce the lush splendor of the South Seas. All you need is a suggestion of Bali. Near the door, on a low table place a wide, flat basket filled with bright paper flowers, from which each arriving guest takes a few for his or her own adornment. If your foyer is large enough, stand your tree there and near by place a grass chair to suggest the kind of welcome in store. If the foyer is too small for this treatment, hang a large

colored poster of some South Seas port on the wall. Any tours agency will lend or give you one.

Concentrate your decorations around the buffet table. With very little effort, you can arrange a cotton awning over the table run up close to a wall. A few yards of inexpensive brown material to simulate the roof of a grass hut can be stretched on a frame and held up with two sticks with the bark left on them. Under this "grass hut roof" serve your buffet supper.

Along the center of the bare table, run a strip of Indian print or else a width of magenta crêpe paper. Place a large basket of fresh leaves at one end and at the other a basket of vivid paper flowers. Do not use candles. Remove all pictures from the white or cream wall back of the table and decorate with a few branches of leaves. Throw a strong electric light on the wall. The luminous reflection will cast Balinese moonlight over the table.

Lay your table in advance with stacks of magenta and gold paper napkins and sufficient silver for the supper, neatly arranged. As coffee cups might destroy the tropical illusion, arrange them on a large tray in the kitchen and bring in later when needed. For your curried sea food you will need bowls of condiments. Place these on the table before the party begins. The menu calls for bowls of chopped peanuts, chutney, candied ginger, and of course a liberal supply of cigarettes in bowls rather than in boxes. Dessert is standing ready in the refrigerator to be brought in in individual glasses later. Here is the complete menu, designed for its appropriateness and simplicity of preparation:

A Balinese supper

Chopped peanuts	India chutney
Curried sea food	
Steamed rice	
Celery hearts stuffed with cheese and green peppers	
Whole wheat and lettuce sandwiches	
Orange moonlight	
Cocoanut mounds	
Coffee	

The curried sea food and steamed rice are brought in in large wooden or pottery bowls. The hostess, standing by the table, serves first rice, then curry on each separate plate. She lays a piece of celery and a couple of sandwiches on the plate, too, and then gives it either to the maid or to one of the gentlemen present who has volunteered to help serve the guests. If possible, arrange to have several small tables about the room for the supper. But do not set them.



Courtesy, General Foods Corp.

Orange moonlight

(for 10 servings)

- 1/3 cupful quick tapioca
- 1/4 teaspoonful salt
- 4 cupfuls milk, scalded
- 1/2 cupful sugar
- 2 egg yolks beaten slightly
- 1 teaspoonful almond extract
- 1/4 cupful chopped pistachio nuts
- 2 egg whites, beaten stiff

Add tapioca to salt and milk. Cook in double boiler for fifteen minutes, stirring until mixture is clear. Add sugar. Pour a little of mixture over egg yolk and stir rapidly. Return to double boiler and cook until it begins to thicken. Remove from fire and cool. Then add almond extract and pistachio nuts. Fold a small amount into the stiffly beaten egg white, then return to mixture. Chill. Fill sherbet glass three fourths full. Before serving, fill remaining one third of each glass with a chilled mixture of orange meats, seeded white grapes, and shredded preserved figs.

Curried sea food

Using either fresh or canned shrimps and Japanese crab, allow a pound mixed to each quart of curry sauce. This amount will serve ten.

- 1 quart milk
- 2 cans moist cocoanut
- 1 1/2 tablespoonfuls butter
- 1 onion, chopped
- 1/2 clove garlic, chopped
- 1 teaspoonful ground ginger
- 1 tablespoonful curry powder
- 1/2 teaspoonful brown sugar
- 2 tablespoonfuls flour
- Salt to taste

Pour scalded milk over moist cocoanut and allow to stand 1/2 hour. Then strain through cheesecloth and squeeze until cocoanut is dry. You use only the cocoanut milk, not the cocoanut meat, in the curry. Melt the butter in a large saucepan. Add onions, garlic, ginger. When onions are brown, add the curry powder and brown sugar. Mix thor-

oughly. Stir in the flour. Slowly stir in the cocoanut milk. Simmer until the curry begins to thicken. Then add the sea food and heat through. This can be made early in the day and heated just before serving. Add salt only at the last minute. Never cook curry after salt has been added. Serve with dry, flaky steamed rice. Pass the chopped peanuts and chutney, to be eaten with the curry and rice.

Cocoanut mounds

These are small, white cup cakes covered with white icing and heavily sprinkled with moist canned cocoanut.

To make a palm tree

Using leaf green heavy crêpe paper, cut leaves forty inches long and fifteen inches wide across the center. Shape them as shown in the diagram. Run a flexible but strong length of copper wire down the rib line. Catch each end to the wire to prevent it from slipping off. Then crinkle the paper together, and run out again, to give the curling effect. Allow at least five of these leaves to each tree.

For the trunk, use ordinary corrugated paper, cut to give your tree a length of at least five feet. Roll the paper and fasten, allowing a diameter of one foot through the trunk. At the top, put in the wire leaf stems, and to hold them fast, stuff tissue paper about them.

Fasten the base of the tree to a heavy round block of wood.

Balinese dancer's headdress

For the cap, take measurement around the arch of forehead from ear to ear. Using that measurement, cut from lightweight cardboard two pieces, each five inches wide at the center and tapered at the ends as shown in the drawing. Bind these two pieces together at the top with gummed cloth tape, but leave them open at the bottom to fit over the head. Cover these with gold paper.


For the decoration, first cut *across the grain* a strip of magenta crêpe paper nine inches wide. Stretch this strip and lay it into three-inch pleats. Paste it to the back of the cap, so that the plaits will protrude above. Cut, stretch, and pleat another strip, twelve inches wide and paste it to cap. Cut a third strip fifteen inches wide. The paper is cut in these widths so it will stand upright. Cut a three-inch deep fringe along one edge of this last strip and paste the strip on to the back, fulling it on like a ruffle. Now cover the back of the cap with gold paper, just as you did the front.

Tired of the same old winter vegetables?

HAS it ever occurred to you that the average household maintains only a choice of about eighteen vegetables for daily consumption, although there is a much greater variety available in our markets?

Taking into consideration that the daily menu should include at least two vegetables, it is quite apparent that day in and day out, month in and month out, and year in and year out, there must be considerable repetition of the eighteen commonly used vegetables. Therefore, the careful housewife and mother must exert every effort to the end that her family is not inflicted with too much vegetable sameness. The following recipes are given with the idea of allowing variety. In them, you will recognize old

by
LAUREL E. WEISKIRCH



Lima beans with tomato sauce

HEA T 1 can lima beans or boil an equivalent measure of fresh beans, covered $\frac{3}{4}$ with boiling water, until tender. Drain. Smooth 2 tablespoonfuls flour in 2 tablespoonfuls heated butter, then add $\frac{1}{2}$ cupful catsup and heat thoroughly, stirring constantly. Mash beans or put through a ricer, and garnish with catsup sauce poured over top.



Sweet potatoes and pears

friends wearing new dresses—and dresses that have the advantage of being attractive while not expensive. Here they are:

164

Sweet potatoes baked with pears

To six sweet potatoes (boiled and mashed) add $\frac{1}{2}$ cupful brown sugar and $\frac{1}{2}$ cupful powdered sugar and a pinch of salt. Add $\frac{1}{3}$ cupful freshly washed currants and $\frac{2}{3}$ cupful evaporated milk, mixing each addition thoroughly. Spread a layer of potato in a buttered baking dish, dot with butter, then spread a layer of canned Bartlett pears that have been cut small, repeating until entire amount of ingredients has been used. The top layer should be an even mixture of potatoes and pears, dotted with butter. If too dry, moisten with additional milk. Bake in a moderate oven for 25 minutes.



Peas in turnip cups

Escalloped tomatoes and celery

Drain 1 medium-size can tomatoes. Break up tomato meat, and mix with $\frac{1}{2}$ cupful chopped celery and leaves, 1 tablespoonful grated onion, $\frac{3}{4}$ cupful brown sugar, salt and paprika to taste, and $1\frac{1}{2}$ cupfuls pulverized cracker crumbs. Moisten with tomato liquid, adding water if less than one cup. Put in buttered baking dish, sprinkle with additional brown sugar, dot generously with butter dices, and bake for 25 minutes in a moderate oven. The combination of celery and tomatoes allows an unusual and delicious flavoring.

Peas in turnip cups

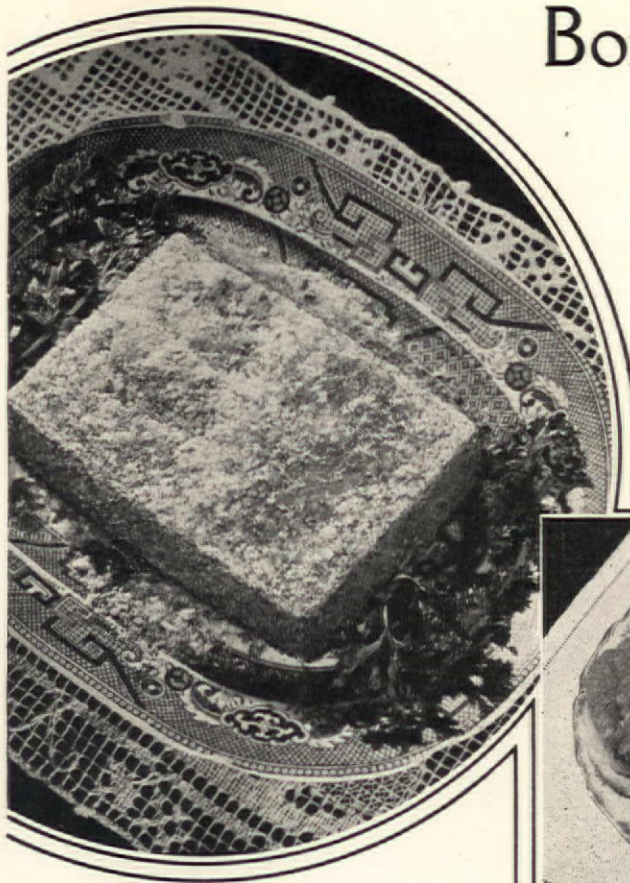
Sprinkle $\frac{3}{4}$ quart shelled peas with salt and powdered sugar, add boiling water to cover, and boil until tender. Wash 6 medium-sized turnips, pare, cook in boiling salted water until tender. Drain, and cool slightly; then scoop out turnip meat, leaving cups with unbroken sides. Into each cup drop 1 tablespoonful melted butter and a bit of celery salt; cover and keep warm. Stir $1\frac{1}{2}$ tablespoonfuls flour into 2 tablespoonfuls melted butter until well blended, then add $\frac{3}{4}$ cupful heavy milk, and stir constantly until sauce is thick. Add drained hot peas to sauce. Fill turnip cups with creamed peas, dot each cup with butter, sprinkle with

[Continued on page 173]

Borrow famous dishes from England and Scotland!

by
E. HAMILTON FAIRLEY

Photographs by Gould Studios



Aberdeen sausage

IN SCOTLAND one is supplied with more delightful breakfasts than perhaps in any other country. Fish of many kinds, as well as egg dishes, are cooked and served in many delightful ways. The Scotch housewife believes in her family starting the day well.

England has long been famous for her meat pies. We know of the famous one that has been made for over one hundred and fifty years at the "Old Cheshire Cheese" in London. The season for this delicacy opens on the first Monday in October, when some distinguished person is asked to cut the first piece. This pie takes sixteen hours to cook, and is large enough to serve ninety people. Veal and ham, and pork pies have long been made in English kitchens, and greatly relished. It will add novelty and stimulate jaded family appetites to borrow some of the interesting dishes from other countries.

Aberdeen sausage

Take one and one half pounds round steak and half a pound of smoked ham and put them through the mincing machine; put these into a mixing bowl and add salt and pepper. Beat an egg and add half a cupful of water to it, also one tablespoonful Worcestershire sauce, pour this over meat and mix well. Butter an oblong bread pan, or steamer with a



Scotch scones

MIX together one pound of flour, one teaspoonful cream of tartar, one teaspoonful baking soda, one teaspoonful salt, and add about a half pint of buttermilk to make a soft dough. Turn out on a floured board and roll to a quarter of an inch thick; divide into rounds or squares and bake for ten minutes on a griddle.

cover. If a breadpan is used it will require several thicknesses of wax paper tied over the top of it to prevent water getting into the pan—do not fill pan within a half inch of the top. Place in a large pot of boiling water and boil for two hours; from time to time add more water as it boils away. In order to prevent sausage sticking to the tin, turn it out immediately on serving dish and garnish top with bread crumbs that have been browned in the oven. Serve hot or cold.

Scotch kedgerees

Take equal quantities of cooked fish and boiled rice, remove all skin and bones

from fish and cut in small pieces. Chop up two hard boiled eggs. Put fish, rice, and eggs in a mixing bowl and add several small pieces of butter, pepper, and salt. Then put this mixture into a buttered baking dish and over the top pour a half cupful of milk to which has been added a beaten egg. Sprinkle the top with bread crumbs and bake in a moderately hot oven for ten minutes. This is excellent.

Beefsteak and kidney pie

For beeksteak and kidney pie take two pounds of round steak and cut in pieces two inches long by one inch wide, pepper and salt them. Take a large sauce pan and put a piece of butter in it and cut up two medium sized onions. Cook them in the butter



Beefsteak and kidney pie

for five minutes. Then roll up each piece of meat and place it on the onions. Now put in a cut up beef kidney

[Continued on page 172]

Gone are the days—



In marked contrast to the old-fashioned corn broom, which left the inevitable cyclone of dust in its wake, are the newer appliances for floor treatment and care. Each year brings improvements in cleaning equipment, and it is with the idea of keeping the housewife posted on these new developments that we have selected here some of the up-to-date, well designed, and sturdily made appliances available for her use




Chemically treated dry mop for daily dusting. Fuller Brush Co.

An automatic machine of many uses is a boon to cleaning days. This one waxes, polishes, dusts, or smooths rough surfaces, and costs only \$11.95. Donald Durham Co.



Waxed floors need no scrubbing, and increase in beauty if cared for systematically. The Johnson's electric floor polisher, above, may be rented from your nearest dealer if you do not wish to purchase one. It is well balanced and easy to operate




This handy carpetsweeper is extremely efficient in removing crumbs, threads, and surface litter and may be used on both carpet and linoleum. About \$6, made by Bissell Carpet Sweeper Co.



Reaching for the high spots is simplified by this long-handled wall duster of lint-proof cotton yarn, from the O-Cedar Corporation. \$1.00. Systematic use of this tool will minimize the need of re-decorating the walls frequently

In the group below you will, no doubt, recognize some of your old friends in new guise. Cleaning by suction is the only healthful and labor-saving method accepted by the housewife



The new Singer cleaner is equipped with a two-speed motor and requires no adjustment. Westinghouse offers a new model cleaner in antique finish. It is adjustable to any thickness of rug. Price \$29.95. Another new model is the Eureka with motor-driven brush; it also is adjustable for rugs of different thickness. \$54.50



In addition to facilitating cleaning, these appliances actually prolong the life of floor coverings by removing the imbedded grit—so destructive to rugs and carpets

The Hoover affords thorough cleaning by its beating and sweeping method, equipped with motor-driven brush. Light in weight. It is priced at \$59.50

Why pay more?

The second in a series for American Home buyers

THERE is perhaps no single item of household furnishing that receives the ruthless and unceasing wear that is given floor coverings, yet few of us have the knowledge of what makes for quality and long life in a rug or carpet.

Such knowledge first involves an understanding of many technical problems that pertain to weaves and yarns. Omitting all antique rugs, we may roughly classify the main types of rugs and carpets sold in the United States as Chenille, Wilton, Axminster, Velvet, and Tapestry. There is a prevalent impression that these terms have to do with price and quality and this is not strictly so. To one "in the know" they describe the type and character of weave and have nothing to do with design. In other words, you can obtain an Axminster or Wilton, for example, in Persian pattern. In price the classifications so overlap that they cannot be graded in dollars and cents. So, cheap Wiltons are much less expensive than high priced Axminsters and will no doubt give service accordingly. The simplest method of explaining these names so that they convey the correct meaning is to take them up one by one with all the subdivisions that pertain to each.

CHENILLE: Here is our most expensive (in most cases) and luxurious weave. It is usually woven to order (except in plain colors cut to order) because it is the only type that can be woven up to thirty feet wide on power looms without a seam and no restriction in shape. This means it can be shaped around a hearth or into a

LURELLE GUILD


bay in any form at all. Two looms are used in making Chenille carpet, one of which makes the chenille fur of woolen weft and cotton warp cords over a guiding design paper which determines color. This Chenille or "hairy caterpillar" (the French translation of the word) comes from the loom as weft cloth and is cut by revolving steel knives, then ironed into a V shape and tied end to end. It then is fed into the second or rug loom so that it comes under the strong catcher warp and reproduces the pattern of the paper guide. In this type of carpeting look for rich delicacy of colorings, sheen, and deep pile. This method of weaving permits a pile up to an inch with no design or color limitations.

THE WILTON: This type of rug is one of the most popular in common usage and is not a Wilton, according to the ruling of the Federal Trade Commission, unless woven on a Jacquard loom. The Jacquard loom has many "cards" in which are punched holes similar to a music roll. These holes operate a wire motion at top of loom in order to pull the various colored yarns up to make the pattern in the pile. The yarn of each tuft is looped over flat wires as it is pulled up. At the end of these wires are small knives which cut the loops as the wires are withdrawn and leave the velvety tufts firmly attached by the strong cotton weft. This type of weaving also involves "frames" which supply the yarn for the coloring in the design

and as these frames are limited to five or six, the major color scheme is limited to the number of frames. Other colors, however, may be "planted"—that is, setting in extra colors in a part of one or more frames. Such "planting" can be located on the rug with a little careful inspection, for the colors come in a direct line forward and figures showing a "planted" color will all line up to a straight edge. That portion of the wool or worsted not called for by the pattern card is buried in the back of the rug giving resiliency and long wear. In judging a Wilton, we look first at the back. The finer types will be closest woven, thirteen "wires" (so called from the wires used in weaving but discerned in the rows made by the cotton weft) to the inch constitute a high grade rug of worsted yarn and eleven a medium grade. When wool yarn is used nine and one half wires per inch is good quality, and eight is medium. The difference of wool and worsted will be covered later. It is logical that the closer the tufts, the firmer the rug. Bending back a corner will also show the closeness of the weave. Five or six frames will mean a greater variety of color and these can be easily counted by the purchaser. The character of the yarn can only be judged accurately by an expert, but if you will pass your hand over several rugs of varying quality you can discern a fineness and softness in some as opposed to harshness in others.


AXMINSTER: This type of rug is woven in unlimited [Continued on page 169]

Wilton—its construction



Mohawk Carpet Mills

Chenille—its construction





Let them be boys!

MOTHER," said a little boy, "I do not wish to go to heaven."

"And why not, my son?"

"Why, Grandfather will be there, will he not?"

"Yes, my son, I hope he will."

"Well, as soon as he sees us, he will come scolding along, and say, 'Whew, whew, whew, what are these boys here for!' I am sure I do not wish to go to heaven, if Grandfather is to be there."

This episode is quoted exactly as I found it in a very badly stained and battered little volume entitled "The Path of Peace," published in 1838 and written by Rev. John S. Abbot of Elliot, Mass. Ninety-four years ago! And yet in reading it, one might easily take it for an episode occurring in a 1933 home. And this, despite the sweeping wave of psychological research, Behaviorism, and Adult Education which has engulfed our country of late.

Why is it that so many intelligent adults consider themselves well educated and well trained in modern ideas and methods, and yet maintain a sour and sad-eyed attitude toward perfectly normal, healthy boys and their numerous activities? Age is not the reason behind it, for many adults who have physically left their youth far behind are mentally alert and alive to the energetic customs and habits of boys. On the other hand, there are all too many adults—some of

LOUISE PRICE BELL

them hardly out of their twenties—who are obviously annoyed by perfectly normal boy-activity.

The law of a child's growth demands that he be active. He is in a state of constant unrest and inquisition which, though perfectly normal, is often trying and irritating to many adults with whom he is thrown. Parents and teachers try to be tolerant and patient, it is true, but, as our beloved Angelo Patri has said: "Toleration and Patience are grudging qualities." Far better that we assume a joyful attitude of participation and, incidentally, find joy for ourselves as well as our children in the resultant pleasure and enthusiasm.

Watch a child play, and you will see the shadow of his later life. He who plays vigorously and thoroughly until he is physically exhausted, will invariably become a man vigorous and thorough in his dealings—open, frank, and true. For a child's play is the mirror of his future and the germ of his later life, as all educators of to-day will agree, by augmenting their views with those of Froebel, Plato, and Blow. And it must be remembered that the views of these educators were exploited long before Behaviorism or Watson were heard of!

"But boys are so rough!" some one says. "Girls play, but they aren't in a

tree one minute, on the roof the next, and in the creek, the next. They play quietly!" Of course they do, but who would want a *boy* to sit and play with mud-pies or paper-dolls all day? If there is one thing more than another that moderns demand in their men and boys it is masculinity; else why do present-day barbers know so little about the old-time "bobs" or "Dutch-cuts" which little boys of only a few years ago wore as late as their first school year?

If our children are boys, let's let them be boys! We want them to be healthy, and we put forth a supreme effort to supply them with the necessary vitamins and calories to insure their growth and development. Then, why not think of their social side as well and allow them the freedom they long for and which is, after all, their birthright? Every healthy child is active, noisy, quarrelsome, and annoying at times. He appears emphatically so if we allow ourselves to judge him from "the outside." But, viewed from the "inside" and by an understanding person into whose life the real charm of childhood has remained and still throbs with vitality, his activities seem justified and natural.

"I don't care if the boys play ball on some vacant lot, somewhere," I heard one mother say, "but I *do* wish they would stop boxing around here all the time. I just won't *have* them sparring and boxing

[Continued on page 186]

Why pay more?

[Continued from page 167]

colors up to twelve feet wide seamless and may be distinguished because it is the only weave that can be rolled lengthwise but not crosswise. Of all other types it most closely resembles the hand-knotted fabric, due to the fact that tufts of wool are inserted mechanically in rows and each tuft shows on the surface. While not actually knotted, they are held firmly in the weft. None of the tuft yarn is buried in the back only what is required for attachment to the weft except when the loom is adjusted to draw the pile yarn through to the back to imitate the true Oriental more closely. Because the yarn is fed from spools and the number of spools unlimited a great range of color can be obtained. On the back of the Axminster we look for eleven rows to the inch for high quality and seven in medium, while the inexpensive carpets of this weave show but five.

VELVET: This weave resembles Wilton but has greater color possibilities. However, it is not made on a Jacquard loom and has no buried wool in the jute back. Despite the fact that sized jute yarn is used for weight and strength as a stuffer in this weave, and although it is cheapest of all weaves it requires the use of high quality yarn. Closeness of weave again is an important factor for long wear. Because the pile is printed the pattern is apt to be irregular.

TAPESTRY is a name applied to a fabric woven like the Velvet, but with round wires leaving uncut loops of worsted yarn in the surface. Tapestry is the cheapest of the woven floor coverings.

So much for weaves. A few generalities that apply to all

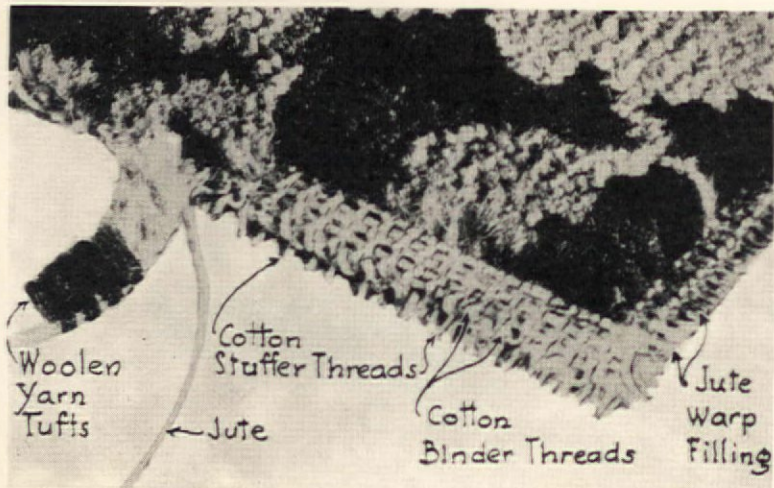
weaves should be considered. The warp and weft seen on the back of a rug may be cotton or wool, but in the cheaper grades is often jute. A fine close weave in any rug permits a finer, more subtle pattern in relation to shape not color, although color, too, is taken far better by superior yarns. This is readily seen when you have both an inferior and a high grade rug before you. In the same general way a good interpretation of color and design presupposes a superior carpet. In the domestic Orientals the reproducing of the true Oriental is pushed to a fine point even carrying the pattern through to the back.

Worsted and wool yarns are both used in making various types of rugs. The woolen yarn is spun from staple not selected length wool, while the worsted, in contrast, is spun from long selected staple. The worsted yarn is more expensive and superior.

Shading to get a sheen effect is now simulated by weaving a second and third tone of the colors used through the whole design. Thus light and dark surfaces are achieved which give a silky luster to the carpet. In the better domestic Orientals or sheen type rugs actual washing in a chemical solution creates a variation of color and luster similar to that of the old Orientals. A washed rug is more costly than one of similar construction in which the shading is woven in.

The wools used in carpet yarns come from the Andes, Persia, Scotland, Iceland, Tibet, and Mongolia as it so happens that our United States wool is not suitable for carpet making. To know how to judge the yarn blends from these wools does not fall in the province of the amateur. A dependable manufacturer is your greatest security backed by the integrity of your local dealer.

Axminster—its construction



Famed authorities offer suggestions on decorating with wall paper



Profusely illustrated new book, mailed free, suggests unusual room arrangements [contains 10 swatches of advised patterns]

SO that you may become acquainted first hand with the charm of the new Mayflower Wall Papers, we are offering without cost or obligation a fascinating decoration treatise "Your Walls Are You". To obtain it, you simply sign and send the coupon below.

"Your Walls Are You" is filled from cover to cover with room settings suggested by a committee of eminent home stylists. It includes 10 swatches of the enchanting new Mayflower patterns these experts have approved and which you can purchase by number from progressive wall paper merchants in your community.

Designed by celebrated artists and produced in the world's finest and most modern mill, Mayflower Wall Papers have the richness of imported papers without the forbidding cost. They hang smoothly, wear wonderfully, clean beautifully, never fade.

You select from sample books in which every cover and every pattern bears the assuring Mayflower trade mark. Learn how you can use these exquisite wall papers with superb effect not only in living rooms, bedrooms, dining rooms, but also in kitchens and bathrooms. Simply sign and mail coupon for your copy of "Your Walls Are You".

Mayflower Wall Papers, Rogers Park Station, Chicago, Illinois, Dept. A. H.
Send free, my copy of new decorating treatise, "Your Walls Are You."

Name.....
Address.....
City..... State.....

YOU can borrow from this



REMEMBER 23% OF ALL FIRES START ON THE ROOF

How does your roof look?

Johns-Manville Asbestos Shingles will go on right over your present roof without fuss or mess. They are absolutely fireproof... will never leak, rot, or warp. Available in cool greens and grays, warm reds and browns and softly blending tones. This Roof cost only \$19.50 down!



Wouldn't you like a beautiful tiled kitchen?

Your kitchen will look like new, when you have it "tiled" with Johns-Manville Asbestos Wainscoting—the colorful, permanent new wall material that looks like tile, washes like tile, lasts like tile! But because it comes in *sheets* it is so much easier to have put in. Any carpenter can easily do the job. And it costs so much less than tile! This 13' x 10' Kitchen cost only \$11.20 down!

Is your bathroom stamped "out-of-date" by ugly dingy walls? Haven't you often wanted to have it done over in modern-looking "tile"—but delayed because of the bother and expense?

In your bathroom, as in your kitchen, Johns-Manville Wainscoting will work wonders... will add the cheery, colorful modern "dress" that only a "tile" finish can give. To "tile" this 5' x 8' Bathroom cost only \$7.70 down!



Are you ashamed of your bathroom?

Johns-Manville *Deferred Payment Plan*

\$1,000,000⁰⁰ fund!

Now you can make those needed home repairs and improvements . . . with materials and labor at their lowest in years. *Johns-Manville will lend you the money!*

MONEY! Money for a new, fire-proof roof! Money for a new-looking bathroom or kitchen with colored "tile walls." Money for an extra guest room . . . or a "whoopee" room in the basement.

Money for J-M "Rock Wool" Home Insulation to make your home warmer in winter, cooler in summer . . . while cutting your fuel bills 20% or more!

Money to *save* you money. That's what Johns-Manville now offers you, under the J-M Deferred Payment Plan, because we found home owners have been putting off important home repairs and improvements. Now you can afford it!

Here's all you need do

Out of a \$1,000,000 fund established by Johns-Manville, we will actually lend you

themoneyforneededhomeimprovements. All you pay is a small sum down, with the balance spread over twelve easy monthly payments.

And you can draw on this \$1,000,000 fund even though the J-M materials used represent as little as 25% of the cost of the total job done!

Simply write us. By return mail, we will give you the name of your nearest J-M dealer authorized to extend the privileges of the J-M Deferred Payment Plan.

Tell him what work you want done. He will show you how to do it at the lowest cost. He will give you all the details . . . make the simple arrangements . . . for you to draw on the J-M Home Remodeling Fund at once.

Mail the coupon. We'll send you a free copy of the new Rotogravure Magazine on Remodeling and full details on J-M products and services.



Wouldn't you like a "Whoopee" Room?

In almost every home there's waste space in the attic or basement . . . space that you could so easily and inexpensively convert into a "den," an extra room for guests, or a "whoopee" room for everybody, with Johns-Manville Insulating Board. Such rooms can add so much to your home's "livability" and your family's fun and enjoyment! Why not start planning now just the kind of room you want? This cozy "Den" cost only \$9.20 down!


Wouldn't you like to reduce your fuel bills 35%?

A thick layer of J-M Rock Wool—the remarkable new insulation spun from melted rock—blown into the hollow walls of your house (at right) and between the attic floor and ceilings below—will make your home 8° to 15° cooler in summer—and cut winter fuel bills

an average of 20% to 35%!

If your attic floor is uncovered, a thick layer of J-M Rock Wool is simply laid in between the joists, as shown in the illustration below.

An efficient J-M Rock Wool Insulation job may actually cost as little as \$13.20 down!



Remember—your home is the best investment you ever made. Compared to all other values it is the soundest. Don't neglect it or let it depreciate in value. Keep it modern, in good repair. A home to be proud of. Johns-Manville stands ready to help you.



JOHNS-MANVILLE, 292 Madison Avenue, New York City.

I am interested in information regarding the "Million Dollars to Lend" Plan in reference to a J-M Roof , J-M Wainscoting for "tiling" , J-M Home Insulation , J-M Insulating Board for extra room .

Name _____

Street _____

City and State _____

BAH-3

for Home Owners

This Mark
is Stamped



on Genuine
Reproductions



Only the Finest for Your Home

Today you may select *Famous Reproductions* and need pay no more for them than you will pay for ordinary furniture of doubtful heritage. Send for illustrations of other pieces and complete information.

CONANT-BALL-COMPANY
FURNITURE MAKERS
81 Sudbury St. BOSTON, MASS.

"Would You Ever Go Back to the Old Way Again?"

—and NOW
Running Water
Costs So Little!



To go back to the old way is almost unthinkable once you are accustomed to having hot and cold running water in any quantity you wish at the turn of a faucet. Here, truly, is one of the great comforts that make a house a home.

Now is the *right* time to install a dependable Myers Water System — while prices are extremely low. And today's low prices are on exactly the same quality that for over sixty years has made Myers . . . "World Headquarters for Pumps and Water Systems."

The Myers line is complete — pumps and water systems for every need, electrically operated and completely automatic; or powered by hand, windmill or gasoline engine. 250 to 10,000 gallons per hour. Every unit absolutely reliable. See your Myers dealer — and write us for free booklet.

THE F. E. MYERS & BRO. CO.
101 Fourth Street Ashland, Ohio

Pumps, Water Systems, Hay Tools, Door Hangers

MYERS
Self-Oiling
Water Systems

(WS-11)

NOW
\$65.00
AND UP

"Pump Builders Since 1870"



Borrow dishes from England and Scotland!

[Continued from page 165]

which has previously been prepared as follows: Cut up kidney in small pieces and soak in salted water for two or three hours, changing the water two or three times. Wash thoroughly and drain all water from the kidney, before putting it into the sauce pan with the steak, add enough cold water to cover meat and cook for two and one half or three hours. Add a tablespoonful of Worcestershire sauce which adds very much to the flavor. When the meat is cooked turn it into a deep enameled baking dish that has a flat rim fully half an inch wide for the pastry to rest on. Allow to cool then cover the top with puff pastry. Ornament the pie around the edges by marking with a knife and decorate the top with pastry leaves, etc. Bake in a quick oven until pastry is thoroughly cooked.

Puff paste

Eight ounces flour and eight ounces of butter, few drops of lemon juice, and about half a cupful of cold water. Put sifted flour into bowl and cut half of butter in small pieces into it. Work butter and flour together until crumbly, add lemon juice to water and stir into flour slowly; do not make too moist. Turn on a floured board, roll out to an inch thick, then cut remaining half of butter into small pieces and spread over paste; fold pastry in three and roll out again; fold and repeat this process twice so that in all it is rolled out four times. Put in a cool place until steak is cooked and has cooled sufficiently to have pastry put on top, cut paste to fit top of pie dish, cover neatly, and bake in quick oven.

Kidney toast

Skin four large sheep kidneys, cut into long slices, season with pepper and salt, dip in egg and bread crumbs, and broil. Have ready buttered toast thinly spread with curry paste, serve hot with grilled bacon.

Tomato savory

Stew six or seven tomatoes, season with salt or pepper, thicken with a little flour and butter rubbed together; cook for a few minutes until the mixture thickens. Then stir in two tablespoonfuls grated cheese. Have six eggs poached and arrange them on squares of toast on the dish

from which they will be served, now pour around them the tomato sauce and serve hot.

Scotch eggs

Butter a shallow baking dish and sprinkle it with grated cheese, place in this dish four to six eggs without breaking the yolks, pour four tablespoonfuls of cream or rich milk over the eggs, and sprinkle the top with finely chopped parsley and small pieces of butter. Cook in moderate oven till eggs are set.

Queen wafers

Cream one pound of sugar with half a pound of butter, add one teaspoonful cinnamon, and two eggs beaten until light but not separated. Work in one pound of flour and roll very thin, cut with small cutter, sprinkle sugar on top and bake in a hot oven for five to seven minutes.

Yorkshire cakes

Mix two ounces of flour and two ounces of butter together. Add to these two ounces of ground rice and two ounces of sugar, one teaspoonful baking powder, and just enough milk to moisten. Mix well, cut in small squares, and bake in shallow baking pans in a quick oven. When cool spread jam on one square and put another over it. They form small sandwiches.

London buns

One pound flour, six ounces of butter, four ounces sugar, five ounces sultana raisins, one ounce orange peel, finely cut, about half



a cupful milk, two teaspoonfuls baking powder, and two eggs. Cream butter and sugar, beat up eggs and add milk to them, pour this into butter and sugar and mix, sift baking powder and flour and add gradually to egg mixture, flavor with almond extract, dust the fruit with some of the flour and put in last. Drop the dough from a tablespoon on a greased paper in shallow baking pan. Sprinkle the top with a little rough sugar, bake in a quick oven twenty minutes or less.

Scotch tea pancakes

Mix in a bowl two cupfuls flour, a pinch of salt, one rounded teaspoonful melted butter, and a tablespoonful sugar. Beat up three eggs and mix with one cup-

ful of milk or a little more if necessary; into this stir gradually the dry ingredients. Drop the batter on a hot greased griddle from a tablespoon—one spoonful to each pancake. These should be cooked quickly and as soon as they are brown on one side turn on the other side. Serve with jam or jelly.

Sweet scones

Rub together one cupful of flour, and one level tablespoonful butter, add one tablespoonful sugar, two teaspoonfuls baking powder a pinch of salt, and three fourths cupful of milk. Mix well together, roll out half an inch thick on a floured board, and cut into rounds. Bake seven to ten minutes in hot oven.

Little cakes

Put one fourth pound of butter and one fourth pound of sugar into a bowl and cream together. Beat three eggs well and add a little milk to them, pour into bowl containing butter and sugar, add a little lemon extract. Sift together half a pound of flour and a teaspoonful baking powder and add gradually, while continually stirring, to the first mixture. Line twelve small patty pans with good puff paste, put a spoonful of the cake mixture into each pan, twist a small strip of paste on top, and bake in a quick oven fifteen minutes. These are delicious.

Tired of the same old winter vegetables?

[Continued from page 164]

finely ground bread crumbs heated in butter, add a bit of cream cheese if desired, place cups in a well-greased baking dish, and bake in a moderate oven until brown.

Baby beets with greens

Choose tiny young beets, allowing sufficient greens to remain to make the beet attractive. Wash and soak in cold water for 20 minutes. Drain, cover with boil-

ing water, add salt and vinegar (½ tablespoonful vinegar to 1 quart water), and boil until tender. Plunge into cold water and rub off the skins, taking care not to break the greens. Arrange beets in a vegetable dish with as many of the greens as possible standing upright. Then add chopped parsley to a generous amount of melted butter and pour over beets.

Stuffed cucumber strips, fried

Pare 3 medium-sized cucumbers, and cut lengthwise in slices about ⅜ inch thick. Scrape seeds, and season with salt and celery salt. Thoroughly mix 1 cupful fine bread crumbs, ⅓ cupful chopped black olives, salt and pepper, 1 well-beaten egg, and from ¼ to ½ cupful stock or milk. Spread a cucumber slice with mixture and add cucumber top, making a sandwich. Put sandwiches in a hot, buttered frying pan; cover, and steam until tender; then remove cover and fry a golden brown on both sides.

Just a few, but important, words about the care and preparation of vegetables. In choosing fresh vegetables, select those that are firm and of good color. Never store vegetables away until they have been washed and any bad or bruised ones discarded; otherwise, the latter tend to contaminate the others. Store vegetables in a cool place.

In cooking fresh vegetables, use as little water as possible. Take care not to over cook, and strain just as soon as vegetable is tender. The prevalency to add soda to the water, in order that the vegetable may retain its fresh coloring, is most unfortunate since this tends to destroy vitamins. When using canned vegetables, do not open the can until you are ready to heat its contents. Potatoes when pared before cooking lose much of their food value. If you do pare them, do not allow them to soak in water for any length of time. This but adds insult to injury. Always immerse vegetables in boiling salted water, using just enough water to cover them.

The most delicious
BEEF BROTH
you've ever tasted



DELICIOUS PREPARED SOUPS . . . READY TO SERVE

BEEF BROTH of true old country Scotch style with barley, vegetables and meat is now made by Heinz. Here is a hearty soup—full of flavor—that tempts jaded appetites and satisfies hungry mouths.

Heinz Beef Broth comes to you fully prepared—perfectly seasoned—ready to heat and serve. It is simmered slowly in small batches, just as you would make it in your own kitchen. Every spoonful is as delicious and appetizing as it is wholesome and nourishing.

Take advantage of the convenience and economy of Heinz Soups by serving them frequently. There is a generous assortment from which to choose—each as tasty and good as soup can possibly be. Serve these tempting, fully-prepared Heinz Soups often, at less than the actual cost of homemade soup. There are convenient sizes for every home.

H. J. HEINZ COMPANY
PITTSBURGH, U. S. A.
TORONTO, CANADA · LONDON, ENGLAND

HEINZ
homemade style
SOUPS

- SOME OF THE NEW 57 VARIETIES**
- Vegetable (With 13 Vegetables)
 - Beef Broth (Scotch style with Barley, Vegetables and Meat)
 - Gumbo Creole
 - Mutton Broth
 - Cream of Green Pea
 - Cream of Asparagus
 - Pepper Pot
 - Mock Turtle
 - Cream of Oyster
 - Cream of Tomato
 - Noodle
 - Cream of Celery



Look at your WALLS

- Along the Stairway
- Behind the Pictures
- Above the Radiators



You can WASH these WALL-TEX Walls!

EXAMINE your walls today. Is their beauty marred by finger marks? Has the heating season left grimy streaks? Will dust marks show if you move the pictures?

No cause for worry — if you have Wall-*Tex* fabric wall coverings. Mild soap and water quickly removes spots and all dirt — restores the original freshness and beauty. Plaster cracks are no longer a problem — strong, durable Wall-*Tex* helps to prevent them. Try Wall-*Tex* on the ceiling where cracks most often occur. Furnished in many plain tints and patterns of unusual charm for every room and every decorative scheme.

WALL-TEX Fabric WALL COVERINGS

Choose Wall-*Tex* for enduring beauty and true economy. See your decorator or wall paper store. Mail coupon for free Wall-*Tex* samples and enclose 10 cents for new stiff-cover 24-page book in colors, "How to Create Distinctive Beauty for Your Home."



Columbus Coated Fabrics Corporation
Dept. A-3, Columbus, Ohio
Gentlemen: I am interested in your book on decoration, "How to Create Distinctive Beauty for Your Home," and am enclosing 10c (coin or stamps) to cover mailing cost. Also send free Wall-*Tex* samples.

Name _____

Street _____

City and State _____

\$ Dollar ideas \$

Good ideas wanted—big or little! The sort of thing that will help other homemakers. \$1.00 will be paid for each idea accepted. No ideas submitted will be returned



Wash winter flowers

If straw flowers become dusty after having had them in the house all season, wash them by dipping them in and out of warm sudsy water, then clear water and hang them on a line to dry. NAN TERRELL REED, *New Haven, Conn.*

Arranging flowers

To make an attractive arrangement of flowers in a bowl or jardiniere cut up fern leaves into small pieces and place them in the bottom of the bowl. The fern forms a holder into which the flower stems may be placed at any desired angle. MERTON LEGGETT-GWILLIAM, *Sbrowsbury, Mass.*

For plants that sprawl

I hammered the hook end of a wire clothes hanger out straight and, inverting the hanger, used it as a prop for some of my plants that were inclined to sprawl—especially the French Marigolds. Painting it green made it inconspicuous. It was flexible enough to bend into any shape desired. MRS. CHARLES A. CHAPMAN, *Cuyaboga Falls, Ohio.*

To prevent chipped glass

When washing valuable or delicate glassware or china place a heavy Turkish towel at the bottom of the basin to prevent chipping or scratching. Also wash one piece at a time. MRS. R. C. MORAN, *Americus, Georgia.*

Our picnic suppers

To avoid monotony in our meals we have twice a month what we call a picnic supper. Each member of the family from Dad down is asked to contribute, usually buying something that he or she likes especially well. By six o'clock all the donations must be on the table in their wrappings. I provide sandwiches and coffee. The packages are opened and the contents served from the wrappings, picnic fashion, using paper plates, cups, and spoons. No one knows

what the others have brought and the surprises which the packages contain add to the fun. MRS. E. C. MAY, *Wapakoneta, Ohio.*

To clean gilt frames

I dampened a soft woolen cloth and rubbed it on a cake of Bon Ami soap; then I rubbed the frames, leaving the powder which the soap gives on the frames for about five minutes. Then I took a fresh woolen cloth (unmoistened this time) and rubbed each frame smoothly and gently. Presto! The frames were restored to their pristine beauty. FLORENCE C. DYER, *Philadelphia, Pa.*

When dry cleaning garments

Before starting to clean garments with naphtha or any other cleaning fluid, protect the hands with glycerine. It will not injure the garments and will protect the skin from drying. MRS. J. H. HATTIE, *Santa Rosa, Calif.*

To clean a percolator

Take apart and wash as usual and when thoroughly dry brush it with a stiff dry bristle brush. This will remove every last particle of coffee which oftentimes has a habit of sticking in the fine perforations or crevices. MRS. M. I. MCKENZIE, *Alto, Texas.*

Jars for left-overs

Don't throw your cold cream and cleansing cream jars away—especially those with attractive aluminum covers. They make handy ice-box jars and jelly containers, and usually may be stacked compactly in the refrigerator. MRS. MAURICE M. WILLIAMSON, *Tulsa, Oklahoma.*

Brighten up your lighting fixtures

When your brass or nicked lighting fixtures become worn and dull cover them with quick drying enamel in ivory or a pastel tint to match the color scheme of the room. MRS. JAMES B. FRYER, *Chester, Penn.*

For cutting brown bread

Use a string instead of a knife to cut brown bread, or steamed puddings. Take a piece of string about eighteen inches long, put it around the pudding, cross it and pull backwards on each end. It will cut a slice without permitting it to crumble. BETSY WEBSTER, *Boston, Mass.*

Better than poison labels

Every bottle containing any sort of poison in my home has a tiny bell tied securely to its neck. A little more trouble perhaps than just putting the bottle on the shelf, but decidedly worth while, especially where there are children. MRS. CARRIE L. NIXON, *Kansas City, Mo.*

Removing paint from windows

In addition to the use of a safety razor blade, invaluable for scraping paint from window panes, it is helpful to add a little ammonia to warm water for washing the panes. This will remove the fine specks that are apt to be overlooked. MRS. JOHN SCHREMLY, *Rochester, Vt.*

Kerosene for bath fixtures

For the gummy film that sticks so tightly to the tub and lavatory, especially in hard water districts, use some kerosene. Keep a small bottle of kerosene with your cleaning brushes and moisten a cloth with it. It will remove the deposit almost instantly and will not scratch the surface. Editor's note: Add a little oil of lavender to the kerosene for fragrance. ELIZABETH WONER, *Rock, Kansas.*

A birthday cake novelty

For birthdays and anniversaries I have used with success and great delight to the recipients aluminum house numbers to designate the attained number of years. The numbers may be dipped in icing if desired. LUCILLE C. ALLEN, *Freeport, N. Y.*


New and handy things for American homemakers



Bread-N-Roll toaster


The Bread-N-Roll toast baker is a departure in toasters. It toasts bread as well as rolls. It is chromium plated and has a Bakelite crumb tray and handles. Price \$5.95. Made by the Samson-United Corp., may be purchased at leading department stores

The purpose of the nofuse load center below is to eliminate fuses, although giving the same protection that fuses afford. Service is restored by merely flipping a toggle switch. Distributed through dealers of Westinghouse products. For further information write the Westinghouse Electric & Mfg. Co., 150 Broadway, N. Y. C.



A nofuse load center

For quick table cooking, the new model waffle baker is just the thing. It is 11" x 7 1/2" x 5", made of chromium, with ebony handles, and aluminum grids. Waffles may be made in three minutes on it, corn bread in two minutes, and devil's food cake in the same time. Equipped with heat indicator. \$12.50, from Saul Haber & Associates, Inc., 110 W. 40th St., N. Y. C.



A new waffle baker



House at Palos Verdes Estates, Los Angeles, Cal. W. L. Risley, Architect, Los Angeles. Side shakes finished with Cabot's Old Virginia White Collopakes.

A GOLD MEDAL for this "simple and altogether charming solution"

THIS lovely house won the Better Homes in America Gold Medal awarded by the American Institute of Architects for the best one-story house built in America, 1926-1930 . . . The exterior wall is covered with red cedar shakes covered with Cabot's Old Virginia White Collopakes . . . It was placed first by the judges because of its "simple and altogether charming solution of the problem".

If you are painting your house this Spring, or building a new home, Cabot's Collopakes and Cabot's Creosote Stains will give a beautiful and durable finish, inside and out, to brick, stone, stucco, cement and wood.

Write us for full information about these scientific colors, which have many advantages not found elsewhere, and are made by a patented and exclusive colloidal process.

Cabot's Collopakes

For Every Paint Use

Made by the makers of Cabot's Creosote Shingle and Wood Stains

Samuel Cabot
Inc.
Manufacturing Chemists

141 Milk Street
BOSTON, MASSACHUSETTS

Gentlemen: Please send me information on Cabot's Collopakes and Stains.

Name.....

Address.....

"WOMAN, SPARE THAT MAN!"

He's a good husband. Why let his disposition be spoiled twice a year by the exasperating job of putting up and taking down cumbersome, ill-fitting, old-fashioned screens? Why not sweep this recurring nuisance out of your and his life—forever? . . . with Rol-screens of Pella.

Once installed, Rol-screens are there to stay. They roll up and down—like a window shade. A pull and they're on duty. A touch of the fingers and they're out of the way and sight. No more ugly, wide-framed screens to mar the beauty of your windows; shut off ten to twenty per cent of the light; or soil breeze-blown draperies! Rol-screens clean themselves each time they're rolled.

Any type or size window—casement or double-hung—can be easily Rol-screened—inside or outside; full length or half. Not even ordinary rolling screens can compare with Rol-screens. Fourteen patented features. Made with special, strong, electro-plated, clear-vision "AluminA" wire-cloth that will far outlive Rol-screens' TEN-YEAR GUARANTEE. Coupon brings complete information.



ROLSCREENS OF PELLA

ROLSCREEN COMPANY, 633 Main St., Pella, Ia.
Send illustrated booklet describing beauty, convenience and utility of Rol-screens.

Name _____
P. O. Address _____

130 Complete House Plans
The Book of Beautiful Homes
"A NEW EDITION"

FREE ESTIMATING SERVICE with this amazing collection of latest designs in American, Spanish, English and Colonial Homes, costing from \$5000 to \$50,000. Each design on a page 9" x 12". Edition limited.

A NEW METHOD TO COMPLETELY FINANCE your home outlined in this Book. Pay postman \$1.00 on delivery, plus postage.

Andrew C. Borzner, Architect
21 S. 12th St. Philadelphia, Pa.



no floor drudgery with "61" Quick Drying Varnish on your floors! No polishing; no care required. Not slippery! Heelproof, marproof and waterproof on floors, linoleum, furniture and woodwork. Made in Clear Gloss, Dull Finish and four woodstain colors. Other "61" products: Floor Enamel, Quick Drying Enamel, Quick Drying Spar Varnish. Color cards and dealers' names sent free. PRATT & LAMBERT-INC., 63 Tonawanda St., Buffalo, N. Y. Canadian address: 5 Courtwright St., Fort Erie, Ontario.

PRATT & LAMBERT VARNISH PRODUCTS



Courtesy, B. Altman & Co.

Dana B. Merrill

A shower luncheon for the bride-to-be

THE table depicted above was one shown at the display of model table settings which has become an annual event at the great department store of B. Altman & Company, in New York City. The occasion for the setting of the table arranged by THE AMERICAN HOME, shown above, was a "shower luncheon for the bride-to-be."

The table chosen was a mahogany, two-pillar Duncan Phyfe model, which was spread with an exquisite linen and lace set of doilies, napkins, and central long runner, which, in this case, was used as a sideboard cover. The china was an imported design in ivory with concentric bands of unequal widths in silver and emerald green. Crystal stemware, delicately engraved, stood at each place, three glasses being used for a service. The flat silver was the beautiful "Orchid" pattern, of the International Silver Company's make, whose quiet distinction enhanced the delicate colors of the table equipment against the background of cream linen and dark mahogany. There were small silver containers for bonbons before each plate, as well as sterling salt and pepper shakers, while an unusual touch of elegance was added by the addition of four beautiful candlesticks of Old English silver plate

holding tall white candles. Bright baubles of fragile glass, like Christmas tree decorations, were heaped in the alabaster centerpiece where their delicate tones of mauve, pale green, peach, rose-pink, and silver were set off by artificial silver leaves. Of course fresh flowers are preferable to anything else in home table settings, but they are not practical to use in department store decorations.

Tall alabaster vases, matching the centerpiece, stood on either end of the sideboard, and were filled with white camellias whose pure white blossoms and glossy green leaves were intermingled with decorative sprays of silver foliage. The gifts were charmingly wrapped in appropriate Norcross wrapping papers, and tied with silver and white. These parcels were used as part of the decorations, groups of them being placed on either side of the central urn on the table, with the overflow on the sideboard. As the service shown was for the cream soup course, an entrée, and a salad, the proper silver for these is shown, with the addition of matching bread and butter knives.

An antique screen in soft grays, with charming painted decorations of classic motifs in delicate shades of green forms a background for the table.



SIX WAYS



TO BE COMFORTABLE

● IMAGINE! 6 separate, restful positions . . . all in this one clever pillow. You wonder why nobody ever thought of it before. It holds you without slumping, for lounging, reading or eating in bed. Invalid or athlete . . . restless youngster or tired oldster . . . all find magic comfort with a Six-Way Pillow.

Beautiful colors and fabrics for every room. Kapok filling. Drawstring, found *only* in the Six-Way Pillow, adjusts it firm or soft as you wish, and aids in preserving its shape. At leading stores in over 500 cities. Barcalo Manufacturing Co., Buffalo, N. Y.

SIX-WAY PILLOW

*filled with comfort**

*U. S. Pat. No. 1890358 *Reg. U. S. Pat. Off.

KEEP LAMP & RADIO WIRES OFF FLOOR

NEW EASY WAY
A neat job instantly. No damage to woodwork. No tools needed. Set of eight colored clips to match your cords. 10c.

JUSTRITE PUSH-CLIP
Fits Back of Moulding
If your 10c store or hardware dealer cannot supply you, mail stamps to us. JUSTRITE MFG. CO., 2072 Southport Ave., Chicago, Ill.

"Amazing," says Irene Gibson Barnes. How these KVP Products improve homemaking . . .

YOU will enjoy her book telling about the convenience and economy of Genuine Cookery Parchment, CP—the Wonder Paper, (dusts, cleans, polishes) Glazed Shelf and Lining Paper, and Heavy Waxed Paper.

KVP Leading Department and General Stores feature KVP Household papers.

10¢ BRINGS Household Aid Book, Recipes, full size sheet of Household Parchment, Time Chart, Papricloth Dish Rag. Send 10c to cover mailing cost, and ask for Trial Kit. Address Dept. H

KALAMAZOO VEGETABLE PARCHMENT CO.
PARCHMENT, MICHIGAN

making a garden with practically no space at all?

Flower borders for little plots, the small garden well done, a garden on \$25—no end of help and suggestions for you in every issue of The American Home. \$1 a year. Address, Garden City, N. Y.



**It will be seen...
It must be clean!**

ARE you embarrassed by an unsightly toilet-bowl, when guests go to your bathroom? Do you wash and scrub but never get it clean? Try Sani-Flush! It cleans without scrubbing and scouring. Ugly stains, odors, and germs go before Sani-Flush. Even the trap, which no brush can reach, loses all its danger. Porcelain shines like new!

Sani-Flush is easy to use. Sprinkle a bit in the bowl (follow directions on the can)—flush—and the toilet is clean, fit to be seen! Stains, odors, and germs haven't a chance against Sani-Flush. It can't injure plumbing!

At grocery, drug, and hardware stores, 25c. (Another use for Sani-Flush—cleaning automobile radiators. See directions on can.)


Sani-Flush
CLEANS CLOSET BOWLS
WITHOUT SCOURING

ECHO BRIDGE CURTAINS
Yours for the asking . . .

... a generous sample of lovely NU-TONE Marquissettes

You'll love the gossamer transparency, and the shimmering lustre of these charming flat or ruffled curtains with or without ruffled valances.

Samples of our regular NU-TONE MARQUISSETTE M 176—and of M 76, a new weave with heavier thread that is particularly lovely—are also yours for the asking. Then when you decide on the curtain styles and lengths you want, you can buy right from the sample at your favorite store.



MARTIN MANUFACTURING CO.
Established 1897
Boston, Mass. West Newton P. O.



To keep PORCELAIN and FINE FIXTURES like new, clean them with

WRIGHT'S SILVER CREAM

Send for free booklet
J. A. WRIGHT & CO., INC.
4 Emerald Street, Keene, N. H.

Our made-over house

EDITH COPEMAN HALSEY

FORLORN" is the word that best describes this house at Delaware, New Jersey, when first we acquired it, and decided to make it over for a summer home. The paint—what there was of it—looked sad. Tumble-down porches and steps, gone-to-pieces chimneys, and broken shutters made a fitting accompaniment for fallen fences and shabby out-buildings.

Inside—well, wouldn't you like to go through the house with me?

The center hall, with its really beautiful old stair rail and attrac-

—and in the room we have built a beautiful open fireplace, also of field stone. With new paper and fresh paint we have a really lovely living room.

The dining room is at the rear of the house, and opens from the end of the hall and living room. It also opens on the big side porch.

Here, too, we removed an old chimney, replacing it with one, like that in the living room, of field stone. Then we added big windows, one on each side of the fireplace, that we might look out over the great reaches of hills and fields. An old square closet ripped out, a new floor laid, a corner cupboard built in, and new paint and paper complete the changes we have made here.

And here's our kitchen! We have covered the old walls with glazed paper, and replaced the old floor with new. We have installed a big white sink, a small enamel tub, an electric refrigerator, and small electric stove, as well as a big oil stove. The room has been truly "made over," for it did not boast so much as a cold-water faucet, and now both hot and cold water contribute their share of comfort.

Would you like to see the second floor?

We have a spacious well-lighted hall here, because we removed the partition between what had been the front and back halls, and took out a big dark closet. We floored over the well of the back stairs which we did not need. The linen closet here, was an old "chimney closet," brought from the living room downstairs. Of course the hall and every one of the four big bedrooms have been repainted and papered, floors done over or relaid, and big closets added to these rooms.

[Continued on page 179]



The house before remodeling

tive flight of stairs is unchanged save for new paint, paper, and panels of glass in the double doors instead of the old ones of wood.

At the left of the hall was the "parlor." We left the old mantelpiece as it was and painted and papered the room, changing it into a "den" for the man of the house. The room, still of goodly size, is smaller than it was, for we have taken a space from the entire width of the room for a lavatory and a big closet.

On the opposite side of the hall we have what was probably the family sitting room. We have taken out the old chimney, and replaced it with a new one of field stone. The new one is outside of the house instead of inside



Your face won't parch while your back grows cold—

This Fireplace Actually Circulates Heat

SIT five feet from an ordinary fireplace. How do you feel? You're roasted. Move to the other side of the room. You wouldn't know there was a fire. The reason? The average fireplace—which radiates heat—throws it out feebly in a straight line.


Now imagine yourself in a room with a Heatilator fireplace. You now have circulated heat. Warmth spreads to every corner of the room and those adjacent. No cold spots, draughty floors or dampness. It is the only heat needed in early Spring and Fall—and year-round in milder climates.

Heatilator saves the cost of firebrick, damper and smoke chamber. Its double walled metal form becomes the builder's form around which he lays the masonry.

Guaranteed Not to Smoke

Close to half of all fireplaces now in use smoke at some time. Heatilator is *guaranteed* not to smoke. Full purchase price plus up to \$20 for removal and reshipment will be refunded if any Heatilator fireplace smokes when properly installed. Before you build or remodel—get the facts about Heatilator, as have thousands of satisfied owners. Send the convenient coupon today. The Heatilator Company.

Heatilator Fireplace



Heatilator—complete, ready to install. Any style of fireplace can be built around it.

Heatilator Company,
733 E. Brighton Ave., Syracuse, N. Y.
I want a fireplace that circulates heat. Send me free literature (Please state if for home or camp—new or old fireplace).

Name.....
Address.....
City.....

Hand this to your newsdealer or mail to

Country Life - American Home Corp.
 Publishers, *The American Home*
 Garden City, N. Y.

Gentlemen:

Please enter my subscription to *THE AMERICAN HOME*. I enclose \$1.00 for
 1 year, \$2.00 for 3 years.

Name _____

Street _____

City _____

AH 3-33

Why Not Subscribe?

If you bought this copy of *THE AMERICAN HOME* from your newsdealer why not subscribe through your newsdealer or direct and take advantage of the lower rate?

By subscription *THE AMERICAN HOME* is only \$1.00 a year! Or, better yet, 3 years for \$2.00.

If you've liked this issue you'll find succeeding ones even more helpful, for *THE AMERICAN HOME* has an ambitious editorial program for the coming year that will help you with *EVERY* phase of home-making. Why not subscribe NOW?

\$ 1

The **American Home**

STUDY INTERIOR DECORATION AT HOME

SIX WEEKS PRACTICAL TRAINING COURSE

Authoritative training in selecting and assembling period and modern furniture, color schemes, draperies, lamp shades, wall treatments, etc. Faculty of leading decorators. Personal assistance throughout. Cultural or Professional Courses.

Home Study Course

starts at once: Send for Catalog 12M

Resident Day Classes

start July 5th: Send for Catalog 12R

NEW YORK SCHOOL OF INTERIOR DECORATION

578 Madison Avenue, New York City

Our March decorating lesson

[Continued from page 158]

room we are in high spirits and a strenuous mood. And—most important—we do not have to “live” there for hours at a stretch. The living room, where we seek quiet for conversation or repose for reading, needs entirely different fabrics—fabrics that by their very texture suggest quiet comfort. In the South comfort means a cool, smooth-finish texture that will not “stick” to us when we sit upon it. In the North, comfort means warm, deep piles that are snug and soft.

It follows, of course, that woods suggest these same things to us. The elegance of smooth, satiny walnut or satinwood is incongruous in an all-family living room, a room much used by strenuous children as well as adults. Heavy oak, upholstered in rich, warm-textured fabrics, is magnificent against paneled, high-ceilinged rooms—and ridiculous and stuffy in a small home.

In other words, the essential functions of texture are far too important to permit a personal fancy to interfere with right usage. This does not mean that a room must be so classically perfect that it loses all individuality. Far from it. On the other hand, velvets or silk damask must not be used on an occasional chair in an informal room merely because you would like to have one dainty chair in the room. The original selection of your architecture, size of house, and selection of furniture is the place to express your personal preferences. Having decided that, the only way of achieving inside beauty is to keep it consistent with your original plan. And combining textures in textiles and woods that are harmonious is a first essential to good decoration.

The rooms illustrated are examples of the use of textures that harmonize with their surround-

ings. In the larger one, we show a room that is rather rugged in architectural design, and in this room both the furniture and texture of fabrics used on them, harmonize with its original plan. It is correct and charming because no false note occurs in the selection of wood or textile textures. In the smaller illustration, a room that was obviously meant to be dainty and frivolous, the textures of fabrics continue the daintiness of wallpaper and furnishings.

This brief lesson is not meant to be a complete treatise on the use of textures in decoration. It is intended simply to arouse in the reader's mind a consciousness of the importance of this decorative value of texture. It is one more step in seeing the reason for everything in decoration and, we hope, a guide to selecting textures just as you select color, namely: for a reason rather than from a purely personal like or preference.

Our made-over house

[Continued from page 177]

The bathroom with its up-to-date plumbing, linoleum-covered floor, and washable walls, was in days gone by, the family clothes room. It contained plenty of nails and hooks—and that was all. There is ample room here for the second chimney closet which holds bathroom supplies, and the big window admits plenty of light and air.

Of course there is a big attic over all and we have a front and rear cellar under nearly the whole house.

The delicious spring water comes through pipes from a spring some distance from the house.

A first-class heating system makes the house complete for year-round occupancy—if one desires, but to know the real beauty of this “made-over” house, one must see it when the winter's snow has gone and the big trees have put on their new dresses.

Then will appear a great stretch

CANDLESTICK

appropriate for almost any room. Of heavy solid brass, polished, excellently designed, 4 inches tall. \$1.00 each, postpaid.



Every fireplace should have one of these good-looking and serviceable English Toasting Forks. Solid brass, 20" long.

85c Postpaid

Send for new catalog A 3

ADOLPH SILVERSTONE

21 Allen Street New York, N. Y.

ENDS CALLOUSES



They Gently Fade Away

Corns and Callouses yield at once to the wonderful medication in this thin, comfortable adhesive fabric. You walk, play, dance in comfort. No more nagging foot pains. This soothing Medicated Adhesive Surface absorbs all hard growths without injury to healthy tissue. Antiseptic, healing. Big spool, 60 square inches. Send \$1.00 and if not satisfied after trying get full refund.

COMFITAPE LABORATORY Box A-10 Burlington, Vermont

Medicated Comfitape



SUNSHINE CLOTHES DRIER
Gently turns in the breeze—drying wash evenly and spotlessly clean. Folds like an umbrella to store away. 135 ft. finest line. Turns in only 15 ft. of space. Does away with unsightly clothes poles. Illustrated folder A-255 FREE.
CLAY EQUIPMENT CORPORATION Cedar Falls Iowa

KNITTING WOOL

Novelty Yarns for Suits, Zephyrs, Bouclé, Saxony, Shetland Floss, Rug Yarns, etc. Priced Card of 400 Samples Free. Prompt Mail Service.

COLONIAL YARN HOUSE

1231-K Cherry St. Phila., Pa.

Sound, expert advice by the best known gardening experts in every issue of *The American Home*, a new home and garden magazine that sells for only \$1 a yr. Address, Garden City, N.Y.

~on Your Table at Home
You can Make Money

we give an absolute Warranty backed by a \$1000 Gold Bond.

An Income of Your Own

Have money to spend as you please. Begin now to be independent. We need more members at once. Be the first. Mail coupon today for big book full of colored pictures that explains everything. **FIRESIDE INDUSTRIES, Dept. 144-C, Adrian, Mich.**

FIRESIDE INDUSTRIES, DEPT. 144-C, ADRIAN, MICH.
 Send me absolutely FREE and without obligation, the FIRESIDE Book and Plan for making money without canvassing or selling.
 Name

Address

City

State

YOU don't need experience. We show you how to decorate beautiful gift wares right in your own home. No tedious study. Simple "3-step" method makes everything easy. Big demand for these decorated giftwares. Earn from \$25 to \$50 a week—full time or spare time. No canvassing or selling. We furnish new "Automatic Salesman" that sells for you.

Big Artist's Outfit Free of Extra Cost

We furnish it and everything you need to start. Enjoy spare hours at home decorating Gifts, Bridge Prizes, Toys, etc. More like fun than work. Hundreds making big money this fascinating way. We are so sure you can succeed

DODSON BIRD HOUSES
THE FINEST HOMES for YOUR BIRDS

WREN HOUSE \$1.00

This genuine Dodson Redwood Bird House, perfectly ventilated, delivered for \$1.00. Send 10c for catalog, illustrating complete line of Dodson Houses.

Attract the cheery song birds to your premises. Joseph H. Dodson will help you. His Houses, Shelters, Feeding Stations, and Baths are the result of a lifetime of bird study. Dodson Houses are distinguished by their beauty and sturdiness... they offer welcome shelter year after year to the desirable birds.

JOSEPH H. DODSON, INC.
152 Harrison St., "Bird Lodge," Kankakee, Ill.

Friendly Thoughts

If you enjoy making your friends happy send for the Quaint Shop's Remembrance Box—heaped high with friendly little messages of good cheer. Contains a gloriously beautiful assortment of Joyous Easter Cards, friendly Birthday Greetings and cheery Get-Well wishes. Ever so convenient to keep in your desk and use whenever occasions arise. Simply send your name and address and the Quaint Shop folks will send you a Remembrance Box postpaid for your Free Inspection. If delighted with the friendly greetings send \$1. at your convenience, otherwise return it.

WHITE'S QUAIN SHOP
Westfield, Mass.

Special Low Prices NOW!
You Can Still Save \$500.00 or More

Complete Modern Homes
only \$416.00 to \$1695.00

READY CUT Sterling HOMES

INTERNATIONAL MILL & TIMBER COMPANY
Bay City Michigan Dept. 3-3

Only 25c for Full Color Catalog

ANNOUNCE YOURSELF

with your name on a strikingly attractive, rich looking gunwood nameplate.

Genuine gold leaf letters (not gilt paint) on a black background. Bevelled edges, will not tarnish; weatherproof, lasting.

\$2.75 Postpaid (Steel stake included.)

Handsome solid special alloy cast aluminum nameplates 2 3/4" x 1 1/2", raised letters and edges in natural aluminum color on black background, especially cast to your individual order \$5.50. 4" x 1 1/2" with ornamental bracket lettered one side \$8.50, both sides \$9.50.

Equipment Supply Corporation
11 West 42nd Street New York

Illustrated circular free on request.

260 Home Plans \$3.00 Postpaid

600 photos and floor plans of intensely interesting American and English colonial homes, cottages and bungalows costing from \$1,000 to \$30,000. Size of rooms and building, approximate cost to build and cost for plans and specifications. New book of 60 designs of medium cost American and English colonials and other attractive homes \$1.00; both books \$3.50. You cannot afford to build or remodel until you have seen these books.

FREDERICK H. GOWING, Architect
101-A Tremont Street Boston, Mass.

do you know how to blend the old with the new furnishings? *The American Home* will help you do it successfully! \$1 a year. Address, Garden City, N. Y.

The American Home Pantry Shelf



The
AMERICAN HOME
Introduces
and Recommends
HEINZ SOUPS
to The
AMERICAN HOME
HOUSEWIFE

Previously introduced
SHREDDED WHEAT
in the November issue
WRIGHT'S SILVER CREAM
POLISH
in the December issue

of green lawn, and hundreds of tulips will spring up as if by magic. Later—well back from the old "spring house"—a newly planted hedge of roses will fling its glorious banner in gay challenge to those who doubt the wisdom of making over forlorn old houses.

The peonies, now tucked in for the winter, will lift up their beautiful heads, and sweet-peas will shed their perfume, phlox and hollyhocks will laugh back at the sky, and a perfect riot of summer flowers will follow to nod and beckon and bless. The quiet beauty of it all will coax tired men and women to tarry awhile.

The river and lake will lure the splendid young people who have thronged the house since we first discovered it.

And we who have watched it shed its ugly wrappings, and put on garments of gracious beauty, rejoice greatly because we know that it is worth while to make over an old house in the country and to say to those who will love it with us, "Come along, and share it."

Gongs from the automobile graveyard

[Continued from page 155]

it with kerosene. Dry well and apply a coat or two of Chinese vermilion paint—the quick-drying lacquers are good too. Bands of gold paint around the main opening or on the outer edge are desirable. The radiator variety of gilt paint is satisfactory.

To make the arrangement shown at the bottom of page 155 suspend a group of three gongs from the separated parts of a cheap iron plant stand—the kind with the three iron saucers to hold potted plants. Perhaps a second-hand shop will provide one of these plant stands which may be cut down to suit your purpose. The other iron holders shown may be had at little expense from your local blacksmith's shop. Just show the smithy this picture together with the gong. He'll grasp the idea. The scrap piles of a blacksmith shop have been known to supply most satisfactory brackets which were originally parts of old carriages.

You might suspend your gong from the porch eaves of the summer camp or construct a simple rustic bracket of cedar wood. Drill a hole in the side of the gong and hang it by a wire. One gong may be suspended from an-

other in this way. The less contact with the bracket, the clearer the tone will be.

The tapper may be made by inserting a handle in a five-cent baseball, painting it to match the gongs. A tassel and a few Chinese coins or beads attached either to the gongs or to the tapper handle will add to the scheme.

We are sure you'll be greatly pleased with a set of these gongs. They are especially satisfactory out of doors at the lake-side at meal time.

Longer life for your log cabin

[Continued from page 154]

fines its activities to the sapwood and by the time the larvae are fully developed, they usually have destroyed most of the sapwood. These pillagers work entirely in the log interior. Their destruction may pass unnoticed unless an axman chops into the timber. Frequently, infestation is not discovered until logs are worked up into rustic furniture, fittings, and fixtures.

Round-headed borers range from one fourth to one and a half inches in length. The larvae do all the damage to wood. They are elongate, fleshy, yellowish-white grubs and mine both the bark and sapwood. They make distinctive patterns in scoring the wood under the bark and galleries which they tunnel.

Flat-headed borers are slightly flattened, boat-shaped beetles from a quarter to one and a quarter inches long and are metallic colored. They burrow flattened, oval, tortuous tunnels and fill them with compact sawdust-like material.



Fireplace in the beach cottage of Mr. and Mrs. Harry Stevens, Washington, D. C. Made of stones picked up on the beach

After the last rubber

DOROTHY BLAKE

WHEN you reach the stage, in an evening of Contract, when Jimmie and Betty suddenly become James and Elizabeth watch the symptoms. Only prompt action can save them. That is the time for every good hostess to come to the aid of her party, time to offer a snack to eat. And above all things, never take your guests at their word when they say "Don't bother." They never mean a word of it. They hope, really, that you will bother—and produce something rare, rich, and tantalizing.

Now evening refreshments in cool weather should be as different in character from summer ones as fur coats from beach wraps. They should be warming and stimulating, rather highly seasoned, and bright in color. Keep them simple, but unusual, and serve them in the gayest china and glass you own, even though they are not the "proper" or usual thing to serve in.

All the things suggested below may be prepared hours ahead, with only the final toasting or perking of the coffee to be done at the last minute. Take the two old favorites, cider and doughnuts, for instance, and try either one of these new tricks with them. Then to this add some celery stuffed with snappy cheese and India relish—and you have an unbeatable combination.

Cider with a real flavor

Put a few cloves, five or six, half a stick of cinnamon, six whole allspice, and a blade of mace in an aluminum tea ball, or tie them in a small cloth, and put on the stove with a quart of cider.

Add half a cupful of brown sugar and let simmer for five minutes. Take out the spices and put the hot cider in a vacuum bottle if you don't want to reheat it. When serving put two large pitted prunes, which have soaked in cider for several hours, in the bottom of each glass. The seeds are easily removed from the prunes after they have soaked.

Toasted doughnuts

Cut the doughnuts through the middle, so that they look like half a life preserver, and toast crispy brown on both sides. Even stale doughnuts come out of this beauty treatment with renewed youth.

Stuffed celery

For the stuffed celery this time we use snappy cheese and mash it with a tablespoonful of cream and one of India relish, or any chopped sweet pickle, to each cake of cheese. If you have a pastry tube use it to pipe the cheese into the hollows in the celery. If you haven't just strive for an arts and craft effect by putting the cheese in with a narrow-bladed knife and cutting diagonal criss-cross lines over the top. Sprinkle with paprika and a little finely chopped parsley to give a festive air. Cover these with waxed paper and keep on the bottom shelf of your refrigerator as it is the least cold and will not stiffen the cheese too much.

Serve good coffee

Here's one more hint. Whether you serve real coffee, or one of the varieties with the caffeine removed, do have heavy cream even if the budget gives the family

codfish balls the next night to balance it. Good cream can almost save poor coffee, but thin cream can certainly ruin good coffee.

A combination that is sure to make a hit with people who have a sweet tooth is ginger pear upside down cake. Of course it's a variation of the old dessert of pineapple upside down cake. But what a variation! Try it some cold blowy night when the wind is gusting around the doors and windows and the thermometer dropping like a ski jumper.

You can make this in the afternoon and simply warm it in a moderate oven while the coffee is cooking. It has to be warm to be at its best and it must be taken from the pan while warm or it will stick like a book agent. So if you do want to serve it cold just turn the pan upside down when the cake is first baked.

Ginger pear upside down cake

Use the heaviest iron or aluminum pan you have and melt half a cupful of butter in it. Spread over this three fourths of a cupful of dark brown sugar. On top of the sugar put halves of well-drained canned pears, hollow side down, with a maraschino cherry in each hollow. Over this pour the gingerbread mixture and bake in a slow oven about forty minutes. Fast baking will burn the sugar on the bottom instead of making it into a luscious caramel syrup. Serve this upside down with or without a body-guard of a bowl of whipped cream. Either way it is grand, but don't spread the whipped cream over the wedges of cake when you serve it.

[Continued on page 190]

Gold Studio



Even the old favorites, doughnuts and cider, may have interesting tricks played with them

SO ASHAMED OF MY SHABBY RUGS!



But WHY LET RUGS WEAR OUT?

**Genuine Ozite will save them!*

Rugs *always* wear out just where it's most embarrassing! Bald spots appear in front of favored chairs or near doors—right where everyone can see them!

But it's easy to *prevent* these spots if you act now. Simply lay your rugs over Ozite Rug Cushions. You'll eliminate signs of wear for many, many years to come! And you'll give your rugs a quiet softness that is positively thrilling. . . . All without costing you a penny, because Ozite more than *saves* its own low price.

**Some imitations mat down into lumps and HARM rugs! Insist on genuine Ozite—now 28% softer and heavier! MOTHPROOF. . . OZONIZED. . . GUARANTEED TO SATISFY. For economy and satisfaction, look for the name impressed on every cushion.*



CLINTON CARPET CO.
Merchandise Mart, Chicago, Ill.
Please send me FREE a small sample of NEW IMPROVED OZITE RUG CUSHION. Also your free booklet, "Facts You Should Know About the Care of Rugs and Carpets."
A.H.-333

Name.....
Address.....
City..... State.....


For variety, split the doughnuts and toast them a crispy brown on both tops and under side

Garden facts and fancies




Smiles, a novelty in late-flowering type of Sweet-pea, salmon shaded shrimp pink, should carry both vigor and freedom of bloom as an inheritance from its reliable and proven parent Pinkie

Edward Barron



Ruffling, one of the newest developments of Sweet-pea progress, is well exhibited in this Lady Ruffles, an American variety that has won great honors abroad. Pink on a white ground, both ruffled and duplexed



American Beauty rich crimson-rose on white ground, early-flowering type, was remarked for the length of stem when seen in several Eastern flower shows last spring. Its color is peculiarly insistent

SPRING now begins in earnest. As March comes upon us the feel of actual outdoor gardening grips us.

There are other signs of spring—the urge to see the things of the garden leads multitudes into the halls where the art and craftsmanship of the gardener and florist are combined in fantasies of spectacular displays. March is the season of the spring flower shows, the great gatherings of garden clubbers and others. There are plenty of opportunities this year. The National Flower Show this year dwells in St. Louis, Mo., March 25 to April 2nd. The New York International, the great annual function of the East, March 20th to 25th; preceded by the Massachusetts Horticultural Society spring show in Boston, March 13th to 18th. Detroit's dates are set at March 17th to 26th. The first Cincinnati flower show is March 18th to 26th. In Philadelphia, which is always such a splendid display of florists' craftsmanship, March 27th to April 1st; and the garden club gathering making the great show on the Navy Pier at Chicago ends the whirl March 31st to April 8th. By all means, visit the show nearest to you and rub up an acquaintance with the plants that grow, and the people who keep the balls rolling!

The great spring flower shows almost spell spring to the gardener to-day and signalize a great change in the public mind. Twenty-five to thirty years ago a successful flower show was unheard of. Now it holds the greatest inspiration for the gardener whether he is a professional or an amateur.

TWENTY-FIVE to thirty years ago the Reverend W. T. Hutchins was championing the Sweet-pea and making it the popular flower that it has ever since remained. Mr. Hutchins was a real enthusiast, and worked with untiring zeal in the cause of his favorite flower. Then only fairly popular, it is now, largely as the legacy of his propaganda, the one most popular annual flower in American gardens. Think of that, some of you modernists to whom the Sweet-pea seems of little value. Twenty million pounds of seed are raised annually of this one crop alone on two thousand acres of land. And who uses this vast lot of seeds? Only 10% is exported. All the rest is used by America.

And what changes have taken place in the flower itself! The old grandiflora type has been completely superseded by the large Spencer. In fact, it is hard to find the old type to-day. Then within this period the dwarf or Cupid type of Sweet-pea came to a short season of popularity, and then disappeared. But progress continues in the flower itself. Although the incentive to modern Sweet-pea development took its start with the initial breeding of Eckford in England, America soon appropriated the flower, largely by way of Burpee, to whom we still look for Sweet-pea progress. Many American varieties now cross the ocean and win honors abroad; as was the case

with Lady Ruffles which won the coveted Gold Medal honor of the Scottish National Sweet Pea Society in 1931.

Adding ruffles to Sweet-peas is just another development to this tremendously progressively variable and charming flower. Other novelties that appeal to me are American Beauty (early flowering) seen in several of the spring flower shows a year ago. Its flowers measure two and a half inches across. The name well describes its color which is a sufficiently attractive quality. Smiles is a late-flowering type and is a descendant of the very popular Pinkie. The color is in that "salmon shaded shrimp" group that defies accurate description and usually burns, but it is said this one does not. A descendant of Pinkie, we should expect that it is a strong plant and will take well to the trials that are inevitable to the American summer. What, I wonder, would the Reverend Mr. Hutchins say could he but see these ultimate developments of the flower that was so dear to his heart? And, apparently, the end is not yet. But with further improvements can the Sweet-pea be even more popular? We wonder!

JUST what one person with enthusiasm and application can accomplish in bringing about improvements in our garden flowers can best be measured by looking backwards. Something has been said about the Sweet-pea. I am reminded of the improvement in Polyanthus Primrose by the recent passing of Miss Gertrude Jekyll, that great pioneer in modern garden movement to whom we owe the

[Continued on page 185]


Queen Anne's Thimble and the Bachelor's Button!

Believe it or not—they're shown together on Page 78 of Dreer's 1933 Garden Book! Too bad that Adam's Needle is so far away—on Page 108—and that there's no sign of the thread!

Whimsical? Yes—but only between the lines. For this "Book of the Year" for amateur gardeners contains 210 pages of authoritative facts on flowers and their culture. It is free on request to those interested in vegetable and flower seeds, roses, perennial plants, etc.

HENRY A. DREER
Dept. D 1306 Spring Garden Street
PHILADELPHIA, PA.

DREER'S



Double Russian
Violets
3 for 85c
12 for \$2.50
100 for \$18

Double Russian Violets

THEIR sweet scented loveliness makes you wish they bloomed every month. Their absolute hardiness removes the worry of winter killing. Their kindly taking to shady places helps you with that problem. No trick at all to grow them. Their agreeable price, in keeping with the times, makes buying a goodly number easy on your pocketbook. Now a word about the new catalog. It has some information about en-

suring success with this year's planting of hardy things which we feel sure you will consider is of decided importance. Furthermore, there are many new things—amply tested by us—which you will want to know about. There are more cultural directions. A more helpful catalog than ever. Send for it, remembering that there are no ifs, ands, or buts in Wayside's guarantee of satisfaction.

WAYSIDE GARDENS
12 Mentor Avenue, Mentor, Ohio
AMERICA'S FINEST PLANTS AND BULBS

Wayside Gardens



DAHLIAS
POTASH-FED

6 POMPON DAHLIAS \$1
(value \$1.80)

Atom Little Edith Gertrude
Bob White Dee Dee Yellow Gem

6 GIANT DAHLIAS \$1
(value \$2.85)

Roman Eagle · Robert Scott
M. W. Wilson · Harry Mayer
Jersey's Sweetheart · Jersey's Sovereign

FREE—25 Rhoda Miniature Dahlia Seed (value 50c) with each order for the above two collections. This offer is good while seed lasts.


FREE 1933 Catalogue on request.

Grow Potash Fed DAHLIAS

DAHLIADEL NURSERIES
W.W. Maytrott, Box A VINELAND, N.J.

A NEW LOW

In Lawn Maintenance Cost



LESS time . . . less trouble . . . less cost . . . when grass is cut with a **Power Mower**. There is every reason why you should enjoy the advantages and economies of a **Power Mower** in 1933. ★ ★ Buy a dependable **Power Mower** built for satisfactory service by a reliable manufacturer; one whose product has stood the test of time. ★ ★ The manufacturers listed below . . . the leading, oldest and largest makers of quality **Power Lawn Mowers**, will gladly mail you descriptive literature and prices without obligation on your part.

- COLDWELL LAWN MOWER CO.—Newburgh, N. Y.**
- THE MOTO-MOWER COMPANY—Detroit, Mich.**
- IDEAL POWER LAWN MOWER COMPANY—Lansing, Mich.**

EVERGREENS

100 TREES

Delivered Prepaid **\$3.98**

10 Varieties—**2 to 5 Years . . .**

Strong, well-rooted, nursery-grown little trees, ranging in height from 6 in. to 24 in., according to variety and age. Same collection sold last spring at \$8.50, now for limited time, only \$3.98.


10 Silver Fir; 10 Virginia Juniper (Red Cedar); 10 European Larch; 10 White Spruce; 10 Blue Spruce; 10 Norway Spruce; 10 Mugho Pine, dwarf; 10 Japanese Red Pine; 10 Austrian Pine; 10 Red Pine. 100 Trees in all.

Send money order or check today for \$3.98. If west of Miss. River, add 25c for extra postage. We will ship by prepaid parcel post.

Write for FREE Planting List

WILMACO GARDENS
320 Woodridge St. Manchester, Conn.

Burpee's Seeds Grow



free Burpee's Garden Book

Write today for your free copy of this complete garden guide. It describes all the best flowers and vegetables, 152 varieties NEW this year. Low prices. Hundreds of illustrations. Valuable gardening information. Over a million gardeners rely on Burpee's Garden Book every year.

Sow Burpee's tested and guaranteed seeds, famous for 58 years as the best that grow. Luther Burbank said: "Your catalog is a gem. I consider Burpee the most reliable seed house in the world and I think that would be the verdict of the public at large." Write at once for your free Garden Book.

SEND THIS COUPON FOR YOUR FREE GARDEN BOOK


W. ATLEE BURPEE CO.
730 Burpee Bldg., Philadelphia.

Please send me free Burpee's 1933 Garden Book.

Name

St. or R. D.

P. O. State



WATER LILIES

No Garden is complete without a Water Lily Pool

The Water Lily Pool is rightly called the "Gem of the Garden". Without its colorful beauty, exquisite fragrance and fascinating interest, no garden can achieve its fullest charm and beauty.

There has never been a time when you could add a Water Garden at such a small cost. The new 1933 catalog of Wm. Tricker, Inc., oldest and largest growers of Water Lilies and other aquatic plants, contains every need of the Water Garden. And prices are the lowest in our 27 years' experience!

Our catalog describes and pictures, in natural colors, hardy and oriental Water Lilies; all types of water plants and ornamental fishes; tells how to build a pool, and plant a tub garden, and gives cultural directions.

Colorful New Catalog FREE

Simply write to our nearest office and a copy will be sent to you FREE.

Everything for the water garden



Hardy and Tropical Water Lilies of all descriptions.



All varieties of interesting water plants.



A complete assortment of Ornamental Fishes.



Wm. Tricker Inc.

3301 Brookside Ave.
Saddle River, N. J.

3316 Rainbow Terrace
Independence, O.



"Bulbs in a Class All Their Own"

Will hold their own even though snow and ice covers their beds now. Instructive free catalog ready in April.

ZANDBERGEN BROS.

"Tulipdom," Oyster Bay, N. Y.

BLAZE PAULS SCARLET MONTHLY EVERBLOOMING CLIMBER

Rose sensation of 1933. Blossoms from early Spring to late Fall, prepaid \$2.00 each. Also Countess Vandal, "The rose that took Europe by surprise." Other prize winners of 1932, Mary Hart, (Red) Liliamao Souvenir, (Yellow) Tuiamao Essence, Aroma Romance, Dotty, Edith Krause, Max Krause, Sunlight, Autumn, Olympiad and others. Also, all the old favorites, all No. 1 field-grown stock, budded, and fully guaranteed to bloom. Every Glencoe Rose bush packed in individual carton, roots moss packed, charges prepaid. Write for Catalog B.

GLENDALE DISTRIBUTING COMPANY

70-15 Cooper Ave. (Est. 1921) Brooklyn, N. Y.

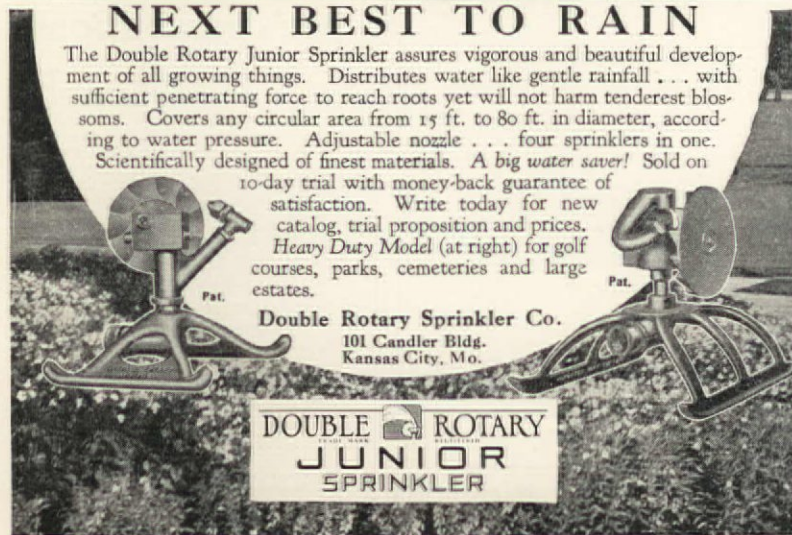
NEXT BEST TO RAIN

The Double Rotary Junior Sprinkler assures vigorous and beautiful development of all growing things. Distributes water like gentle rainfall . . . with sufficient penetrating force to reach roots yet will not harm tenderest blossoms. Covers any circular area from 15 ft. to 80 ft. in diameter, according to water pressure. Adjustable nozzle . . . four sprinklers in one. Scientifically designed of finest materials. A big water saver! Sold on 10-day trial with money-back guarantee of satisfaction. Write today for new catalog, trial proposition and prices.

Heavy Duty Model (at right) for golf courses, parks, cemeteries and large estates.

Double Rotary Sprinkler Co.
101 Candler Bldg.
Kansas City, Mo.

DOUBLE ROTARY JUNIOR SPRINKLER



The garden in March



In the Northern garden

In the Southern garden

MAKE a hotbed immediately if you didn't make one last month. Sow seeds of half hardy annuals and vegetables in the bed. Seeds may be sown after the temperature in the bed drops to 90 degrees or lower.

Transplant seedlings from flats as needed. Give them air and water.

Be careful about sowing seeds outdoors. Don't let the first few warm days fool you, for March is a fickle month, and frosts are likely even though the first balmy days do give you spring fever.

Give the garden a final clean-up.

Paint garden furniture, fences, and trellises. Take up winter coverings gradually, but keep them handy in the event of an April frost.

Plant Rose bushes late this month. (See page 139.) Prune last year's Roses before they make growth. Take dead wood from Ramblers.

Spray plants and trees.

Give lawn a top dressing of a good plant food. About the end of the month sow new seed where needed.

Sweet-peas may be sown on the last day of the month.

Give Honeysuckle and Clematis a good pruning.

Plant fruit trees. Apples, Pears, Plums, and Cherries may be grafted.

Tie up Raspberries and Blackberries.

Put out Cabbage plants wintered in coldframe, but not before the last week of the month.

Make new asparagus beds; give beds some nitrate of soda.

Lime may be applied now to sour soil.

Start some seeds in the living room or sun porch. Salvia, Lobelia, Verbena, Delphinium, and Celosia will make a good collection.

Divide Cannas and Tuberous Begonias.

Take cuttings of Begonias, Geraniums, Chrysanthemums, Fuchsias, and Coleus.

Start Peas, Radishes, Beets, Carrots, and Parsnips outdoors about the 28th, if mild.

Prune all shrubs except those that bloom in early spring, and spray with oil emulsion, for scale insects; bordeaux mixture for white fly; and lime-sulphur for mildew, about March 15. Use powdered sulphur against mildew dusted on Rose plants while the dew is on them, or Pomogreen, which is so colored as not to be conspicuous. Aphids may be fought with soap suds, oil emulsions, or nicotine sulphate preparations. Powdered arsenate of lead or one of the rotonon compounds will check the early caterpillar. Combinations of pyrethrum and rotonon are offered conveniently and are highly efficient while not poisonous to higher life forms.

Transplant evergreens, especially Camphor, Holly, Yaupon, and other broad-leaved sorts.

Cut away dead leaves and stalks of Bananas, Cannas, Plumbago, Althea, Hibiscus, and other tender shrubs and plants, only after all danger of frost is past.

Go over the lawn, digging out weeds, filling bare spots, and applying fertilizer—cottonseed meal, manure, commercial preparations, or bone meal. Cover with top-dressing of light soil or "river-sand" and roll.

Beds which have been turned up with a spade should be fertilized and raked smooth, ready for planting.

Plan for the fall garden, as well as that of spring and summer, and begin to plant for it, too.

Summer-blooming and fall-blooming shrubs may be moved now, and pruned if they have not begun to put out. Plant Hibiscus, Duranta, Malvaviscus conzatti, Plumbago, Buddleia, the various Jasmines, as well as Oleander, Crepemyrtle, Althea.

Divide perennials, such as Rudbeckia, Shasta Daisy, Chrysanthemum, Coreopsis, Salvia, Phlox, Canna, Hedychium, etc. Plant Gladiolus, Montbretia, Tuberose, Hemerocallis, Crinum, Amaryllis, Zepheranthes, and other bulbs that bloom in summer.

In shady spots, plant Hydrangea, Erythrinum, Azalea, Lilies,

Fern, Columbine, Forget-me-not, Oxalis, and native plants of the woods, such as Asarum, Spigelia, Lobelia, Violets, Gelsemium.

Into sunny beds and borders transplant Pinks, Stocks, Phlox, Snapdragon, Sweet Alyssum, Cynoglossum, English Daisies, Verbena, which will bloom early.

For later bloom sow seeds of Sunflower, Ricinus, Cosmos, Dahlia, Tithonia, Salvia, Nasturtium, Coreopsis, Petunia, Zinnia, and other annuals.

Bulbs that flowered indoors in winter may be set out in the borders to recuperate from forcing.

In the far South, the hardier house plants may be set out toward the end of the month.

Work, fertilize, and rake the beds until they are level, and plant Radishes, Lettuce, Parsley, Cress, Celery, Beets, Carrots, Mustard, Spinach, Cabbage, and all the salad tribe.

Toward the close of the month, Tomatoes, Eggplant, Peppers, and Okra may be set out.

Protect seed-beds from sparrows by strings stretched along the rows, or few seeds will come up.

On the West Coast

Continue sowing annuals for summer blooming: Asters, Stocks, Nasturtiums, Mignonette, Schizanthus, Thalictrum, Nemesia, Forget-me-not, also wild flowers. Perennials may be divided and replanted: Salvia, Delphinium, Gerbera (Transvaal Daisy), Heuchera, etc.

In coast regions, Tuberose that have been taken up for the winter, may now be replanted. Look out for slugs and snails, and keep the beds smoothed and raked, ready for spring planting. Do not overwater a clover lawn, as it does not need as much water as blue grass, and too much water invites slugs. Fertilize old lawns and begin planting new ones, as the increasing warmth will germinate the seeds.

Complete planting of Roses, deciduous trees and shrubs. Plant now Eucalyptus, Acacias, and Pepper-trees.

Garden facts and fancies

[Continued from page 182]

Munstead strain of Polyanthus, and Poppies, for instance. To that lady the contemporary garden club movement must be

largely credited, for she taught a new conception of gardening as a refined art for the individual amateur garden maker. And, thinking of what one generation can actually see in positive plant making by an amateur, one recalls the classic instance of the color refinement of the common European Corn Poppy which gave us the Shirley strain, popularized by that enthusiastic amateur gardener, the rector of Shirley, Croyden, England, the Reverend W. Wilks, secretary of the Royal Horticultural Society. Whether he actually started or even did the selective improvement is questionable—indeed there is evidence that it was the gift of an obscure workingman neighbor. But Mr. Wilks championed it and gave it to the people.

Here, then, are three instances, casually gathered, of great progressive influence of three enthusiastic amateurs. Are you doing anything in your own way and day?

Gardening on a budget

[Continued from page 141]

shrubs, and hedges. The cost naturally runs higher due to years of growing and care in the nursery. The total here is a little under \$800. Using this scheme one would not have to wait even one season for a mature effect, as much of the material would be moved with roots intact in balls of soil and would hardly know it was disturbed.

The flower garden is similarly figured according to three schemes though the variation is from different factors. By home propagation from seeds, cuttings, divisions, and such means, the cost can be kept very low, \$50 or less. Buying nursery-grown plants, full-size bulbs, and first-class varieties, one may spend twice as much, or more; while if cost is not considered, and large plants and choice novelties for immediate effects are used, an expenditure of \$300 to \$500 can easily be made. As an example, a first-class Peony can be bought for \$1 while \$15 to \$25 may be spent for a plant of a new introduction.

Analyzing the factors influencing costs as outlined in the three schemes suggested makes it possible to plan more intelligently, to estimate costs, to know what sizes are most economical and why. With these planting lists as guides, one can budget the garden,

HENDERSON'S
Special FREE OFFER



**1933 SEED CATALOGUE
AND 25c REBATE SLIP**

Mail the coupon and we will send you free of charge "Everything for the Garden." Henderson's new seed catalogue, together with the new Henderson 25-cent rebate slip.

"Everything for the Garden" is the title of our 1933 catalogue. It is a beautifully illustrated book with 32 full-color plates and hundreds of illustrations direct from actual photographs of the results of Henderson's seeds. It offers many special collections of vegetable seeds arranged so as to give a continuous supply of fresh, crisp vegetables throughout the summer, and collections of flower seeds especially arranged for harmony of color and continuity of bloom.

It is a complete garden book and should be in the hands of every lover of the garden beautiful or bountiful. Clip the coupon now!

The Henderson Rebate Slip, which will be sent with every catalogue where the coupon in this advertisement is sent us, will be accepted by us as 25 cents cash payment on any order of two dollars or over.

For 86 years, HENDERSON'S TESTED SEEDS have been the standard. Year after year, our constantly improving methods have enabled us to maintain our supremacy among American seed houses. The initial cost of your seeds is the smallest item in your garden's expense, and it is of advantage to plant seeds of recognized quality from a house of reputation and standing.



FILL OUT COUPON AND MAIL

Send me your 1933 Catalogue together with rebate slip as advertised.

Name

Address

City State..... 35

PETER HENDERSON & CO.

35 CORTLANDT STREET

NEW YORK CITY

*You'll find every issue of The American Home
attractive—interesting—helpful*

A FENCE can be BEAUTIFUL, Too!

Fencing as a necessary measure of protection is an accepted fact—in Stewart Fences of Iron or Chain Link Wire you may obtain the added feature of property beautification as well. In our 47 years of building fences we have accumulated a wealth of designs—we have "the" style of Fence appropriate for "your" property.

Send 10c in stamps or coin for Fence Booklet

The Stewart Iron Works Co., Inc.

904 Stewart Block
Cincinnati, Ohio





5 NEW ANNUAL \$1 FLOWERS

One packet each of these new, improved varieties of already popular flowers. These five, easy to grow, annuals will furnish both glorious color in the garden and a profusion of cut flowers for the home.

Marigold, Guinea Gold. (illustrated) A fine novelty that has already proven a great winner in the show room and a most valuable acquisition as a cut flower. 100% double and semi-double. Color, clear orange flushed with gold, lacks the odor of regular African Marigold.

Calendula, Chrysantha. A new break, from Australia, in this popular flower. Resembles Chrysanthemums in form, having long stems, large, double, clear buttercup yellow flowers.

Lupinus, Giant Hartwegi. Grow 3 to 4 feet high with base branching habit. 4 to 6 spikes of bloom, which are much larger than the old type.

Nasturtium, Golden Gleam. A sensation, introduced last year. Large bush averaging about eighteen inches. Golden yellow, sweet scented, double flowers, two to three inches across.

Salvia, Dwarf Fire King. Extra early variety, compact habit, exceedingly dwarf and completely covered with medium sized, brilliant scarlet flowers.

OUR FREE 1933 CATALOGUE Lists everything for the garden in seeds, plants, bulbs and equipment. Profusely illustrated. Write for your copy today.

MICHELL'S SEEDS
520 MARKET STREET, PHILA., PA.


KUNDERD'S New Gladiolus

Winners Again in 1932

A glance through Kunderd's beautifully illustrated Catalog will show that Kunderd's Sweepstakes

Winners of the National Gladiolus Show are now available at amazingly low prices. For many years customers have experienced that the Largest and Most Beautiful Blooms are obtained from bulbs secured from Kunderd direct. The reason is that Kunderd bulbs are scientifically grown and cured, and produce finest results.

Kunderd Gladiolus bulbs are free from thrips, and absolutely clean and healthy. Bulbs secured direct from Kunderd produce flowers of the finest form, type, color, and quality.



Kunderd's New Catalog

is beautifully illustrated and completely describes the world's outstanding Gladiolus. It tells how to care for these bulbs in your own garden and thus secure prize-winning flowers. Avoid disappointment—order only Kunderd bulbs. Write today for this valuable book. Use the coupon for a FREE copy.

A. E. KUNDERD
102 Lincoln Way West, Goshen, Ind.
Please send me Kunderd's Gladiolus Book for 1933 FREE.
Name.....
Street or R. F. D.....
City..... State.....

decide which part to develop first, how much it will cost, and when it may be expected to approximate mature size. Whether planning a new garden, revamping an old one, or simply making a foundation planting, these tabulated lists with cost estimates will prove interesting. They may be had by sending two 3-cent stamps to the Garden Editor, % THE AMERICAN HOME, 244 Madison Avenue, N. Y. C., asking for the "Gardening on a Budget Planting List."

The room would grow

[Continued from page 147]

desk lamp for \$29.75, odd little bibelots of interesting character, some etchings.

And more years passed, during which they grew more and more attached to the things they had been collecting (instead of growing tired of them as most couples do of their first inexperienced purchases). By this time He and She were Substantial Citizens and Established. By rights they had reached the stage when they should throw away the "beginning junk" and refurnish. But having bought none of this, but only proud pieces, one by one, there was no need for this expense. In short, all the money available for refurnishing could be invested in a really handsome rug, the kind they had dreamed about. All the while they had studied about rugs and kept a hopeful look-out for The Rug, *pièce de résistance* of the room. The Persian rug they finally selected cost \$1000 and almost took their breath away with its warm intricate coloring. It was well worth waiting for.

A fine painting was the next goal, but it did not come for still another year, when they had completely recovered from the rug. It was a beautiful picture, a mellow misty landscape for which they paid \$200.

A finished room now? Not a bit of it! It will never be entirely finished. Some day there will be more paintings, they hope, and perhaps a pair of mahogany pier cabinets, new draperies, a

handsome extra lamp—oh no, it will never be quite complete. And for that He and She are grateful because they've had so much fun watching it growing up to now—they'd hate to think that there was nothing left to hope and plan for together.

Let them be boys!

[Continued from page 168]

around the house the way they've been doing lately—it's all nonsense!"

Is it nonsense? Boxing is a splendid exercise. It is profitable in building up a good body, it teaches quick responses of muscles to the orders of the brain, and it trains a boy to stand on his own and defend himself physically, if necessary. This sounds pugilistic, but is not so; for in these days when the drugged coward is apt to meet one with a gun, the victim is fortunate if he is so trained that he can defend himself. And better a boy who is a good boxer than one who runs to his mother for defense if attacked by one of his associates. After all, as someone has truthfully said, "Why be given a body at all, if you have to keep it in a case like a rare fiddle?"

So to the mother who is deeply concerned about her boys "boxing all around the house," it might be suggested that she let the boys have a place of their own in the basement where they can box to their heart's content. An old mattress and some cheap boxing gloves are the only essentials and would be deeply appreciated by the "boxing-minded" boys. Without a doubt, with these as a nucleus, it would not be long before horizontal bars would be hung, rings suspended, and all the contraptions used by the famous "Our Gang" youngsters would be in evidence. And what better place could they be than there, if they are interested in that type of recreation? Certainly not somewhere about town, with no definite objective and no interested coöperation on the part of the parents!

Play has within the last decade, leavened the school system; and educators everywhere acclaim its praise. So let us, as parents, remember that no matter how noisy our boys become, their play is only surplus energy, spontaneity, and physical development—all of the things that go toward making our boys not only real boys, but well-rounded men.



VICKS Seeds

These are the special offers winning so many new friends for us. Order today! We pay postage.

- Early Branching Asters** 6 best colors: lavender; lavender-pink; shell pink; purple; rose; white. 1 pkt. of each (value 80c) **50c**
- New Giant Snapdragons** 6 favorites, up to 4 ft. tall; coppery crimson; salmon-orange; orchid; ruby-red; rose yellow. 1 pkt. of each (val. 90c) **50c**
- New Giant Sweet Peas** 6 enchanting shades: blue; orchid; cream-pink; rose; orange-scarlet; white. 1 pkt. of each (value 65c) **50c**
- Giants of California Zinnias** 6 brilliant colors, up to 6 in. blooms: gold; orange; pink; rose; scarlet; white. 1 pkt. of each (value 90c) **50c**
- Giant Double Larkspur** 6 exquisite hues, 3 ft. spikes: dark blue; sky blue; carmine; orchid; pink; white. 1 pkt. of each (value 75c) **50c**
- Bedding, Balcony Petunias** 5 popular colors: blue; crimson; rose; blue starred white; white. 1 pkt. of each (val. 75c) **50c**

Any 3 offers for \$1.00! For early orders—write today, receive extra surprise free.

Vicks Garden and Floral Guide Free

JAMES VICK
101 Pleasant St.
Rochester N. Y.

Oldest Mail Seed House in America

Sow Burpee's Guaranteed Seeds

These special offers of some of the most popular flowers are remarkable bargains. Burpee's famous guaranteed seeds. Each collection contains the best separate colors.

- Royal Asters, 4 pkts. (value 40c) for 35c
- Annual Larkspur, 5 pkts. (value 50c) for 35c
- African Marigolds, 4 pkts. (value 40c) for 35c
- Dwarf Nasturtiums, 4 pkts. (value 40c) for 35c
- New Giant Petunias, 4 pkts. (value 50c) for 35c
- Half-Dozen Snapdragons, 4 pkts. (value 50c) for 35c
- Sweet Peas, 4 pkts. (value 55c) for 35c
- Giant Mammoth Zinnias, 4 pkts. (value 40c) for 35c

Any four collections for only \$1.00 post-paid—a wonderful bargain. Write today.

Burpee's Garden Book free

W. ATLEE BURPEE CO.
731 Burpee Bldg.
Philadelphia

STANDARD GARDEN TRACTOR [Lower Prices]

Plows Seeds Cultivates Mows Hay and Lawns

A Powerful Gas Tractor for Small Farms, Gardeners, Florists, Nurseries, Fruit Growers & Poultrymen

AMPLE POWER
Handles Field & Truck Crop Tools—Lawn & Hay Mowing, etc. Also Runs Belt Machines, pumps, saws, washers High Clearance—Enclosed Gears

LOWER PRICES
Write for Easy Terms Plan and Illustrated Free Catalog

STANDARD ENGINE CO.
Minneapolis, Minn. Philadelphia, Pa. New York, N. Y.
3248 Como Ave. 2453 Chestnut St. 174 Cedar St.

"If I Had Only Known!"

Stop raising regrets in your garden and begin now with results. Our new free Catalog is full of things you'd like to know, lists and describes old and new varieties of shade and fruit trees, shrubs, berry plants, with new low prices. Home and estate owners and Commercial Growers write at once.

BOUNTIFUL RIDGE NURSERIES
Box I Princess Anne, Maryland

250 MASTODON
Everbearing Strawberry Plants will supply berries all Summer and Fall, first year set for family of 5. PRICE \$1.80, 500—\$3.35, 1000—\$6.30, 5000—\$27.00. Premier, Red Gold, Aroma, and Blakemore \$3.50 per 1000. Dunlap & Gibson \$2.75, 100 "Chief" or 100 Latham Red Raspberry plants \$1.75, 500—\$5.95. Complete color catalog FREE.

SOUTH MICHIGAN NURSERY
(Box 1200) New Buffalo, Mich.

Fragrant GLADIOLUS

I am working to develop a Fragrant Gladiolus, something new in horticulture, and ask all Flower Lovers to join me in this fascinating work.

I offer \$100 in cash for best Bulb producing FRAGRANT GLADIOLUS grown from my selected Seeds.

Packet (over 30 seeds) capable of producing all kinds of New Gladioli with growing instructions and information regarding \$100 award sent free to all who enclose 3c stamp to cover postage and packing.

1933—Seed Book with many color photos of Novelties and Specialties in Seeds & Bulbs at low prices Free.

F. B. MILLS, Seed Grower Box 55, Rose Hill, N. Y.

A Beautiful Lawn in Six Weeks' Time!



SOD in six weeks! A rich, velvety stretch of lawn that chokes out weeds before they can grow! A deep, thick, uniform turf that's everlasting. That's what you get with

Scott's Creeping Bent

recognized as the ideal grass for golf putting greens—is now producing **Super-Lawns**. Instead of sowing seed, you plant stolons (chopped grass). In a few weeks you have a luxuriant lawn like the deep pile of a Turkish carpet. **Makes your home a beauty spot.** With proper care no replanting is ever necessary. Grows readily anywhere except in the extreme South.

A Hanover, N. H., Customer writes: "All you wrote me about your *Creeping Bent* has proven true. I have the finest lawn in this vicinity and is admired by everyone."

From Lansing, Michigan: "We had an excellent turf within six weeks from the time we planted your *Creeping Bent*. It is remarkable how fast this lawn developed."

From Huron, S. D.: "We have the most beautiful lawn in the city. People from all around drive here to see it."

FREE BOOKLET on how you can have a beautiful lawn—tells how to make a new lawn and how to replant an old one. This new booklet "Bent Lawns" is free to you. Write for copy.

Now Is a Good Time to Plant

O. M. Scott & Sons Co.

601 Main Street Marysville, Ohio

Wholesale Prices

6 JAPANESE BARBERRY 1 year hedge-plant grade 25c	6 Red Leaved Barbary 2 yr. well rooted, 9 to 12 in. 50c	15 Concord Grape 1 year vines, well rooted, good tops. Best 1/2 round, twice transplanted. 50c	4 EVER-GREENS each Colorado Blue Spruce, Magnolia Pine, Irish Juniper, and Austrian Pine, all years old, twice transplanted. 75c
5 PEACH each 30 in. tall Hale, Rochester, and 2 Elberta, well cultivated, food trees. \$1	4 ROSES each 30 in. tall Dame Edith Helen, Redwood, Frau Karl Druschki, All two yr. grows. \$1	100 Strawberry plants. 25 ea. Dr. Berry, Fil, San. Dunlop, Frae, Premier, and 26 improved Money Maker Strawberries in several different shades, colors. \$1	15 DAHLIAS An assortment of good varieties in several different shades, colors. \$1
15 SPIREA Van Houttei Strong, well branched, 27 to 30 in. tall. \$1	60 Assorted Choice Gladioli Large flowering standard bulb, all bulb, all bulb, all bulb. \$1	4 Silver Maple 6 to 6 ft. trees, well branched, 4 for 1. \$1	50 Berry Plants Mastodon The World's Biggest Ever-bearing Strawberry. \$1

Always offers postpaid in U. S. Our new free color lists a complete line of Nursery Stock at Wholesale Prices Direct to Planter. Write, **FREE NURSERY STOCK**; Send the names of six neighbors. Buy Nursery Stock and we will mail coupon entitling you to additional Nursery Stock free with your first order.

The Whitten-Ackerman Nurseries

Box 22 Bridgman, Michigan

50 PANSIES, ruffled-flowering mixture, beautiful markings (blooming age) **85c**

HYBRID DELPHINIUMS—Holly-hock strain, double and single, marvelous colors, 6 plants **85c** (Field Grown)

VIOLAS OR TUFTED PANSIES—all colors, cornuta, odorata, Jersey Gem, (blooming age) 50 **85c** plants

Its charm lends grace to either the border or rockery. Blooms all summer. Field Grown Plants.

Field-grown Perennial Plants (blooming age) 25 varieties 5c each. Boxwood 5-8 inches \$5.00 per 100. Evergreen, Shrub, Azalea, Rock Garden Plants, Barberry and Privet Hedge.

Field-Grown Stock, 250 Acres
BARGAIN PRICE LIST FREE
ADOLPH FISCHER NURSERIES
Evergreen Dept. 48 Add 25c for Packing Easton, Pa.

Flowering Shrubs of Rare Beauty

A surprise awaits you every month in the year—Chinese and Vernal Witch-hazel for Winter; thence in succession Cornelian Cherry, Brilliant Golden-Bell, Springscent, Tree-shaped Wisteria, Long-cluster Goldenchana, Chinese Fleecevine, October Bouquet, and Tall-Bush Bittersweet. These and many other **Worth-while Plants** described in our New Illustrated Book, free on request.

A. M. LEONARD & SON (Est. 1885)
601 Wood Street Piqua, Ohio

Freshening up the lawn

[Continued from page 161]

ingredients. Some combinations are based on Timothy and Redtop, with a little Kentucky Bluegrass and a bit of Clover. Other elements may be added or original ones subtracted, or the mixture improved otherwise to suit changed or changing conditions, but in general it will be best to buy an accepted standard lawn mixture from an established reliable seed house. Above all, don't buy cheap hardware store "bargains." Stick to one mixture, for every change in the seed mixture is like changing paint proportions; it produces different color results. Redtop inclines to red or brownish red, Bluegrass is an intensely blue-green, etc. If you change at all, you should go over the entire surface with the new mixture, even if slowly and gradually, so as to get an even color.

Clover is advisable with light sandy soil; but only a very small percentage in any circumstances. White Clover shows a white blossom that stands out and gives the lawn an uneven appearance. Red Clover is of coarser texture and larger leaves, while flowers make even a more noticeable contrast.

Some seed-soil combinations seem to require lime. The modern idea has been that practically all grasses are tolerant of a slightly acid soil so that lime need not be used. [There is a reversion feeling, however, and for Bluegrass lawns liming is approved.—Editor].

In shady spots use an excess of Rough-stalked Meadowgrass (*Poa trivialis*) which will not grow in sun. Take a little of the usual mixture and add Meadowgrass for use in shaded areas. As you progress outward from the most shaded parts use less and less of the Meadowgrass mixture so as to blend off nicely.

Italian Rye is a very quick grower and brings a delightful green. Practically the same things are true of Kentucky Bluegrass. If your lawn does not grow quickly enough, or if you wish to bring forward some thin spots, sow Italian Rye. If your grass is not green enough, or hasn't a pleasing shade of green, Italian Rye, or Bluegrass, or both, may be used. Such additions must be blended into the surroundings. Use additional small amounts of

the normal mixture with the added grass all around these places, working thinner as you go farther out. Except for weed-elimination it is better to stick to the balanced complete plant food.

If special foods are attempted be *extremely* careful. Powdered sulphate of ammonia betters the color, keeps grass a beautiful green, and invigorates it temporarily, but will burn the grass in the hot months. It has an acid reaction that discourages weeds so has a double effect on weed elimination by invigorating the grass growth and thus crowding the weeds out. Use less than 5 pounds per thousand square feet, distributed evenly on dry grass, then thoroughly watered—or the grass may be sprinkled with it dissolved in water. Use in the spring and fall only.

It has, too, a distinctly bad after effect the following year or the second, and complete plant food must be added to offset this. One might argue then, why use it at all?

For occasional improvement of color, or bringing up to color standard, apply 2 pounds of sulphate per thousand square feet every other month. If grass is growing vigorously use less rather than more. In unusually hot or very dry weather avoid the use of this material. From time to time through the year a mild complete plant food should be added, broadcasting lightly; then rake down so it can reach the roots. Super-fertilizers are not needed and are too strong for the average gardener. Humus and loamy black soil is a good simple addition agent. This is new soil and fertilizer all in one.

To kill weeds, mix with sand in the proportion of 1 part sulphate of iron to 3 parts sands, dusting freely over the weeds following rain, heavy dew, or wetting with the hose. The sulphate adheres to and burns broad weed leaves with little injury to narrow grass leaves. It will take out Clover. One application is usually enough.

Creeping Bent grass grows by means of stolons or root propagation, the grass being chopped into 1/2-inch pieces and these used as seed. Each throws out roots, and the whole gradually grows into a solid mass above the surface and

"Flowers by Schling!"

INAUGURAL COLLECTION

The Inaugural Collection of 10 Schling Specialties—a handpicked bouquet of rare and exquisite flower varieties selected to delight the most sophisticated and fastidious of flower lovers at a price within the reach of everyone.

- MARIGOLD, Guinea Gold**—Delightfully different with Gardenia-like petals of brilliant orange flushed with gold giving gorgeous effect in bed or vase. Pkt. 25c
- CALENDULA, Sunshine**—Lovely new type with long, loosely arranged flower petals like the Chrysanthemum. Pkt. 75c
- NASTURTIUM, Double Sweet Scented, Golden Gleam**—Large double flowers of bright orange-gold, 2 1/2 to 3" across. Pkt. 25c
- SUNSHINE ASTER**—Lovely single Asters of interesting color with cushion centers of tiny quills. Pkt. 20c
- CARNATIONS, Glory of the Riviera**—Rivals our best greenhouse varieties in size and coloring. Pkt. 50c
- BEDDING DAHLIAS, Unwin's Semi-double Hybrid**—In a great variety of colors, 2' high, blooming in 3 months from seed. Pkt. 35c
- LARKSPUR, Schling's Exquisite Mammoth Column**—A columnar variety, rivaling the Delphiniums. Pkt. 35c
- SALPIGLOSSIS, Schling's New Candelabra Varieties**—Sensational new type growing Hollyhock-like from base and branching in profusion from central stalk. Pkt. 25c
- SCABIOSA, Giant Loveliness**—Loosely arranged petals of delicate salmon-rose give unusual, full and fluffy appearance. Pkt. 35c
- ZINNIA'S, Scabious-flowered**—Broad guard petals and tufted centers of smaller crested petals will compel instant admiration. All popular Zinnia colors. Pkt. 50c

SPECIAL 1 pkt. each of the above **\$3.00**
10 varieties—\$3.85 value

Individual varieties at prices listed

Whatever Else You Do, Don't Fail to Plant This Spring

Tithonia Speciosa

The Golden Flower of the Incas



Tithonia

Outstanding sensation of two seasons—most striking flower novelty in years... this marvelous exotic twice lost for centuries, now reintroduced by Schling, grows 8-10 ft. tall in the season. Its dark green, deeply indented foliage covered in late summer and autumn with vivid blossoms of a glowing, golden crimson with yellow and black tufted centers. Magnificent for border and background plantings and unexcelled for cutting.

Pkt. 75c 5 Pkts., \$3.00

And Now for the Vegetable Garden! If Your Mouth Waters at the Thought of

Green Peas!



and lots of 'em from June to late August here's your chance—

- Late planted peas are generally a disappointment due to heat and lack of moisture. Plant all at once as soon as the frost is out of the soil and they will ripen in the order named.
- Schling's Pedigree Extra-Early**—Height 2 1/2 feet.
- Grads, or Prosperity**—Height, 3 ft. Delicious flavor.
- Sutton's Excelsior**—Height, 1 1/2 ft. Very sweet.
- Dwarf Champion**—Height, 1 1/2 ft. Heavy cropper.
- Improved Telephone**—Height, 5 ft. Enormous pods.
- Heroine**—Height 4 ft. The latest to mature. 1/2 lb. each of all 6 varieties, 3 lbs. in all \$1.75
- 1 lb. each of all 6 varieties, 6 lbs. in all \$2.75
- 2 lbs. each of all 6 varieties, 12 lbs. in all \$5.00

(Free delivery anywhere in U. S. A.)

Schling's Seeds

MAX SCHLING SEEDSMEN, Inc.
Madison Ave., at 58th St., New York City
Book for Garden Lovers—35c a copy



An Inexpensive GARDEN WALL

Gone is the old-fashioned fence that served only a utilitarian purpose. In its place is the charming, vine-covered **Fence Garden** with its foundation of Pittsburgh Fence—beautiful as a border for garden or lawn, useful as an effective barrier against intrusion. The Fence Garden is, in effect, a thin garden wall, occupies little space, and provides an attractive screen of foliage. Cash prizes are offered for the best-looking fence gardens this year. Write for contest information and copy of free booklet, "The New Style in Lawns." PITTSBURGH STEEL COMPANY, 733 Union Trust Building, Pittsburgh, Pennsylvania.



Pittsburgh Fence

CASH CROP QUICK MONEY
Now get big berries 60 days after planting. Earlier, longer, later at high prices. Obtained \$87 from \$3 patch; \$465 from acre.

4 Times More STRAWBERRIES
New Keith methods, varieties increase yields. No special soil or care.

NEW Patented KANNER KING Berry
(U. S. Plant. Pat. 26) Leading berry for canning or table use. It's "red to the heart." FREE Year Book Lists new berries, money-making methods. Write Keith Bros. Nursery Box 50, Sawyer, Mich.

1st Berry Patented

NEW Mulch Paper Gardens increase yields, lessen labor. Complete with new Ever-bearers, etc., special fertilizer, mulch paper. **NO WEEDING**. Plants set through mulch paper; smooth-ers weeds, keeps soil moist, warm.



Water Lily Pool

Beautifies Large or Small Gardens

Add colorful beauty, exquisite fragrance and fascinating interest to your garden with a modern Water Lily Pool. Every garden has room for a small pool or simple tub garden. Easy to care for with plenty of flowers shortly after planting. Johnson's California Water Lilies noted for extra hardiness and vigor, and will thrive anywhere in U. S. or Canada. Safe delivery GUARANTEED. Write for FREE 1933 illustrated Catalog, 32 pages of water lily lore. Many natural color pictures. How to build inexpensive pools. Includes complete postpaid collections of water plants and 100 varieties of water lilies. **NEW LOW PRICES.** Mail coupon today.

Complete Small Pool
Comanche Water Lily and 8 Pool Plants
\$4.00 value
postpaid **\$2.95**

FREE
32 page illustrated Booklet in colors



Johnson Water Gardens Established 1876
Box 72, Hynes, California

Send me, free 1933 illustrated 32 page Booklet

I enclose \$2.95 for Complete Small Pool Postpaid

Name _____

Address _____

City _____ State _____

of roots beneath. Cutting increases and improves its growth so it should be cut closer and more often than other grass. The more it is cut the more vigorously it grows. As an idea of the cost, 50 square feet of stolons will do 400 square feet of lawn and cost about twenty dollars. Use seed mixture at 1 to 1½ bushels to a hundred square feet or ¼ to ⅓ that amount as a dressing for the old lawn that needs freshening up.

Late summer bloom in the rockery

[Continued from page 159]

fault I find with it is its tendency to run all to foliage if treated too generously with either fertilizer or water.

We have had a pink and a red for second and third choice, and now will go back to the blues to pick our fourth plant. Not that there is anything soft about the color of *Gentiana farreri* to make it a running mate for soft colored *Convolvulus mauritanicus*. On the contrary, a harder fiercer blue than the Cambridge blue of this glorious *Gentiana*, would be difficult to find.

The soft grassy foliage and weak prostrate stems give no hint of the glory to follow. When finally those great upturned trumpets of such an unbelievable, indescribable blue are opened to the sky the fortunate owner is compelled to return again and again before the wonder can be believed. Good drainage and plenty of water seem so far, with me, to be the only requisite of this glorious Himalayan plant. It spreads slowly from crown offsets and the beauty of a four-foot carpet can only faintly be imagined after looking at a plant a foot across. All through September and early October this plant opens one series of trumpets after another, and the only reason it does not head the list is because of its shorter flowering season.

From *Gentiana farreri* it may be quite a downward step to consider common *Silene schafta*, and yet there are few rock garden plants more useful than this pink fall blooming *Catchfly*. Its foliage effect is good, particularly where it can be grown along the base of a big rock. It is of the easiest culture and, like other fall bloomers, should be grown in large enough masses to attract attention away from the flowerless sections of the rockery.

Following these five outstand-

ing plants, and following them only because of a much shorter blooming period, are the Campanulas, the great rockery color producers of July and early August. Of these my favorites for color effects are *C. carpatica* and its related forms. Blooming later than the bulk of their family they furnish color in the doldrums of late July when color is desperately needed. White and blue of various shades are available in this group which also has the advantage of being able to grow and thrive in semi-shade. As all those previously mentioned are sun lovers, this is a big point in favor of the Bellflowers. For early July nothing can exceed the beauty of the dainty creeping Campanulas. *C. muralis* with its deep purple flowers, heads the list, closely followed by such species as the blue and white forms of *C. pusilla* and the pale blue stars of *C. garganica*.

The Aethionemas, blue-gray foliated semi-shrubs with heads of dainty pink flowers, are all good, whether one procured the prostrate forms or those that grow a foot high. All require sun and good drainage, the supplying of which will be repaid all summer long by sprays of pink.

Sedum ewersii will provide blue-gray foliage and pink flowers in August and September. The various forms of *Sedum spurium* will provide white, pinks, or reds during the late summer and early fall, the variety of *S. s. coccineum* being particularly effective with red foliage as well as red flowers.

The very well-known *Sedum spectabile*, the great Japanese *Rhodiola*, growing twelve to eighteen inches high, also furnishes an effective plant for fall color in the rockery or border. The flowers come in various shades of pink, some of them very showy.

For small summer and fall blooming shrubs, nothing equals in value the Heathers. The Irish Heather with comparatively large balloon-like flowers of white or pink furnishes color all summer and still carries some flowers when the winter blooming hybrid Mediterranean Heathers commence to expand their buds. *Erica ciliaris*, a late summer-flowering species with hairy foliage makes a good show, but must be used with care, there being just enough magenta in its pink blossoms to justify caution in placing it. Following these, of course, come the hybrids—furnishing a flush of color all winter long and a glorious bloom in early spring.

[Continued on page 189]

2 STAR \$1 ROSES
ACT AT ONCE!

on this generous offer which permits you to prove in your own garden the superiority of Star Roses. For \$1 we will send you, postage prepaid, selected star-size, guaranteed plants of *** Grenoble**. Monthly blooming. (New 1932) Great, full petaled clear crimson blooms. \$1 each.

*** Thomas A. Edison**. Mo. blooming. (New 1932) Immense blooms of two-tone pink. \$1.50

Also the latest copy of "Rose News"—a periodical summary of Rose information, and "Star Guide to Good Roses for 1933" which lists over 200 varieties (32 in color), including Blaze, Countess Vandal and Souvenir—an authentic catalog of new and old Roses. "Star Guide" and "Rose News" sent promptly—Roses at planting time. Send \$1.00 at once while this less than half-price offer lasts.

THE CONRAD-PYLE CO., Robt. Pyle, Pres. Rose Specialists for 36 yrs. West Grove 252, Pa.

STAR ROSES
GUARANTEED TO BLOOM

Bargains: Trees and Plants
Best Quality—Finest Varieties

25 Gladioli, blooming size, mixed colors	75c
4 Rhubarb, 2 yr. old	25c
1 Snowball Hydrangea, 2 yr.	25c
1 Evergreen Bittersweet, 3 yr.	25c
3 Hardy Chrysanthemum	25c
2 Tamarix, 18 to 24 in.	75c
10 French Lilac Seedlings, 6 to 10 in.	60c
1 Dwarf Red Spirea, 6 to 10 in.	60c
3 New Chinese Elm, 18 to 24 in.	60c
5 Beauty Bush, 3 year old	60c
10 Rose of Sharon, 8 to 12 in.	60c
10 American Arbor Vitae	60c
1 Chinese Magnolia, 10 to 12 in.	1.00
10 to 14 in.	1.00
All the above bargains for	5.00

Satisfaction guaranteed. Order today. Will ship when wanted. We pay postage. **Big FREE Catalog** shows hundreds of bargains in trees, shrubs, plants, evergreens, vines, roses, hedges, etc. Many new varieties. Write for it today.

SPRING HILL NURSERIES
Dept 6, Tippecanoe City, Ohio

Get Your Packet FREE

"Squagetti," the New Wonder Vegetable (*Spaghetti* on a Vine) (Noodle Plant). Easy to grow 8 to 10 on a vine. Can be prepared in a dozen tasty ways. Grow some; surprise your friends and neighbors. Write for your FREE planting today. Send 3c toward packing and postage.

E. ANDREWS FREW Station 354, Paradise, Pa.

LITTLE AD—BIG BARGAIN
BLUE SPRUCE

10 GENUINE COLORADO BLUE SPRUCE (Picea pungens) 9-12 inches, five years old, twice transplanted—for only \$3.95 delivered. A marvelous investment. Order now for delivery at right planting time. Finest evergreens in America.

THE LIVING TREE GUILD, Dept. 233 468 4th Avenue New York, N. Y. delivered!

3 WATER LILIES \$3.00
P.Pd.

Different colors. Order direct and get 3 water plants. FREE. Guaranteed by Mid-West's most famous water gardens. FREE illustrated catalog, lowest prices. Complete selection finest water lilies, water plants, gold fish, snails, etc. Money-saving combination offers. How to build pool or tub-garden. SEND NOW!

Smiley's Water Gardens
Dept. 32 Seward, Nebr.

HONOR ROLL DAHLIAS
Extra Strong Plants. Fully guaranteed. Each \$7.50, two for \$12.00

Amelia Earhart Jerome Kern
Kemp's White Wonder Satan
Each \$1.50, four for \$5.00

Asbury Park Dwight W. Morrow
Champeong Order at once. Send for full list.

A. Mueller Dahlia Gardens
P. O. Box 72 Passaic, N. J.

KINKADE GARDEN TRACTOR and Power Lawnmower

A Practical, Proven Power Cultivator for Gardeners, Fruit Growers, Truckers, Florists, Nurserymen, Suburbanites, Country Estates and Poultrymen.

Reduced Prices—Easy Terms

American Farm Machine Co.
1091, 33rd Ave., S. E., Minneapolis, Minn.

DWARF IRIS
NATIVE ORCHIDS AND VIOLETS
RARE PERENNIALS CATALOG

PARAMOUNT GARDENS
PLAINFIELD, N. J.

Blue Grass Seed Direct from KENTUCKY



**EARLY SEEDING GIVES
BEST RESULTS**

Blue grass provides the most beautiful lawns and firmest sod. Hill's Dixie brand is a fine bladed grass with deep, rich velvety-green color.

The seed is grown in the heart of the famous Kentucky Blue Grass Region. It is cleaned and packed for shipment direct to the user.

Early seeding is recommended by leading authorities. Estimate 2 to 3 lbs. for 1000 square feet of lawn. 5 lbs. shipped postpaid in cloth bag, \$1.75, (east of the Miss. River). Prices on larger, or smaller shipments sent upon request.

Geo. W. Hill & Co., Dept. A, Covington, Ky



WATER LILIES

All colors; hardy, day and night bloomers; aquarium plants; complete water gardens.

Tropical and Gold Fish

Rare species; collections at reasonable prices.

Special Offer: Three hardy Marliac Water Lilies, yellow, white and pink—\$2.40.

Catalog in Colors—Free: describing aquariums and supplies for fish fanciers and water gardens.



"Do You Want to Save Money?"

Then send for my catalogue containing over 250 Honor Roll dahlias, including Wm. J. Rathgeber, Pot o' Gold, Florence Louise, Satan, E. R. Peach, E. R. Superba, Murphy's Masterpiece, Admiral Byrd, Long Hill and many others, at prices to meet the times.

ALBERT PARRELLA

3380 Ely Avenue Cor. 222nd St.
Bronx, New York City



GLADIOLUS

AT "RECONSTRUCTION" PRICES
100 bulbs 1" and larger \$1.75; 50 bulbs \$1.00. This collection of 45 varieties will produce gorgeous flowers of different shades of red, pink, yellow, purple, orange, lavender, and white. Send for list of over 200 varieties selected from the best of both foreign and domestic originations. This list is FREE!

NATHAN VAN DE CAR

128 Strong Ave. Syracuse, N. Y.

Pure Kentucky Blue Grass Seed

is selected while growing in our fields for its purity. When ripe it is gathered, cured and cleaned especially to make your lawn a permanent beauty spot of your neighborhood. Packed in white bags and delivered with our invaluable cultural directions enclosed; 2-3/4 lbs. \$1.50, 5 lbs. \$2.00 and 10 lbs. \$3.75. Lawn seeder free on any order of 10 lbs. or more. Write for booklet.

WALNUT LAWN FARM

Route 8 A Lexington, Kentucky



WILD FLOWERING PLANTS

"Wild Flower Book," shows 135 kinds in colors, 15c stamps. WATER LILIES, Blooming Size, Rainbow Collection; 1 Rose Arey, finest pink, 1 Chromatella, best yellow, 1 Fragrant White, \$5.50 value, only \$3.10 nice pool plants \$1. All postpaid. Bargain list free. 3 X Bk. Oshkosh, Wis.

TERRELL'S

Golden Rule Dahlia Farm

Harley T. Peck, Lebanon, Ohio

We are pioneers in large Dahlias for the Middle West. Quality and service guaranteed.

Free Catalogue Now Ready



Prattiest Flower and Evergreen RHODODENDRONS

White-pink clumps \$1.00
Purple-lilac " 1.50
Red " 2.00

One of each \$3.90 Guaranteed

Immediate effect. Write for culture and price list. New River Rhododendron Nursery, Princeton, West Va.



Boys enjoy making their own furniture. This box furniture was made by a group of boys and displayed in "Better Homes Week Exhibit" at the East Boston Public Library

Our boy's room

W. MARLIN BUTTS

"OUR boy's room," we explain with apologies, as the guests are led by the door that we plan to keep closed but always seems to be open to reveal a scene of boys' personal effects in chaos about the room.

Is this "Our boy's room," or is it merely the room to which he is assigned to sleep and into which the discarded furniture of the home has been relegated, or worse still has been carefully fitted with new furniture chosen without regard for the tastes of a growing boy? Isn't the only part of the room that is really his that magazine picture of a football star stuck in the corner of the mirror, that worn felt banner of a favorite college hung over the bed, the hornet's nest there in the corner, and the unfinished boat?

A room that really is the boy's, seldom needs apology for he has had his share in furnishing it and prizes each piece. Even if a pair of trousers and a shirt are left across a chair because the boy next door whistled before they were put in the closet, they are not a thing for apology in a real boy's own room.

In every boy's mind there is a dream of a room that might be.

A room where his treasures might be brought and seem in keeping. A room where his friends may enjoy coming. A room in which he may dream dreams and solve problems that crowd his active mind. His dream is not so different from the one that his "Dad" dreamed in his boyhood and has never been able to realize. How fortunate they both are if they can work out their dream together.

It need not be expensive, in fact the cost may be almost nothing. The friendly merchants will be glad to furnish the boxes and these are the basis for this room of dreams. "Dad's" tools and a bit of varnish and paint left over from other jobs will complete the needed materials. These things collected and father and son are ready to start on a project that will fill many interesting evenings.

It is not possible to give directions for the various pieces here, as boxes will vary in size and shape and each will suggest its own use and design. Even if it were possible to give blue prints in this article, they would be omitted for an author has not the right to deprive the father and son partnership of any of the fun of their project.

Late summer bloom in the rockery

[Continued from page 188]

In addition to these shrubs there is available the great Alpine Calamintha (Calamintha alpina) a neat bush of some ten inches covered with violet flowers in July. Another shrub equally good for rock garden use or edging of per-

ennial, is found in Lavandula nana atropurpurea, a miniature of the Common Lavender, with the same fragrant gray leaves and violet flowers in late summer. The flowers are often so scattered that

[Continued on page 192]



We've Made it Easy for you to have Beautiful Roses

Fertil-potted and Certi-Fed roses are pre-planted in individual cartons, each of which bears the name of the rose and a full-color photograph of the bloom. They're green and growing when you buy them, and the roots are packed in blocks of scientifically fertilized soil. Simply slip off the carton, soak the root block in water, and plant. Success is guaranteed. You don't have to prepare the soil, prune the branches or cut out broken roots. All this has been done for you by America's largest rose growers. Even rose experts will appreciate this convenience and assurance of success.

"Fertil-potted" and "Certi-Fed" plants are patented and are guaranteed to succeed. For your own protection, be sure to ask for them by name. New and untried imitations and infringements may prove disappointing.

Fertil-potted "Sterling" Varieties

A special selection of new and rare hybrid tea and climbing roses, chosen for their vigor, hardiness and bloom. For example, "Blaze"—the sensational new ever-blooming Paul's Scarlet Climber—and "Souvenir"—the lovely golden Talisman, both of which are described in the color advertisement on the inside front cover of this magazine. You can identify these Sterling Varieties by the special blue carton with the Sterling Variety seal.

Fertil-potted Perennials, too!

We've made it easy for you to select guaranteed perennials for borders, rock garden or cutting, even though you may not know their names. On every Fertil-potted Perennial carton there's a full-color picture of the blooms, the botanical and common names, the season of bloom and the height of growth—everything you need to work out a lovely arrangement for your whole garden.

Fertil-potted and Certi-Fed plants are sold at the better department stores, nurseries, florists, seed stores and hardware stores.

Fertil-potted

ROSES, PERENNIALS
VINES AND SHRUBS

ARCADIA ROSE COMPANY
Newark, New York
Subsidiary of Jackson & Perkins Company

WEDGE NURSERY, INC.
Albert Lea, Minnesota

30 GLORIOUS GLADIOLUS \$2

(Value \$4.00)

Ten different and wonderful varieties, each tagged with name. Vermont grown, high crowned and free from insects or disease. Three large bulbs of each of the following ten glorious gladiolus, thirty bulbs in all, for \$2.00—just half their catalogue value, and a FREE bulb—Value \$1.00—with each order.


W. H. Phipps salmon-pink; favored	Veilchenblau finest dark blue
Golden Dream most popular yellow	Dr. Moody exhibition lavender
Mrs. S. A. Errey immense salmon-orange	Bill Sowden magnificent blood red
Mother Machree wonderful smoky	Bleeding Heart amazing white blotched red
Charles Dickens beautiful large purple	Dr. N. Shook beautiful deep rose

OUR 1933 CATALOGUE

Listing and describing one of the best and most up-to-date collections of gladiolus in the United States will be mailed FREE on request. This catalogue is a valuable addition to any gladiolus lover's library, well illustrated and rated as one of the finest issued in this country.

CHAMPLAIN VIEW GARDENS
ELMER E. GOVE Box K-7, Burlington, Vt.

MILBRADT POWER LAWN MOWERS



MAKE play of the grass-cutting job. They cut and roll at the same time and develop beautiful lawns. Made in different sizes from 20 inches to 60 inches and are so easy to operate a 12-year-old boy can run one. Write for free catalog.

MILBRADT MANUFACTURING CO.
Established 1895
2402-04 No. Tenth St. St. Louis, Mo.

SHUMWAY'S Good Seeds

Sure Producers of Quality Vegetables and Flowers

Tested, new crop seeds, grown from finest selected stocks—sure, vigorous producers. Shumway's Seeds have sold at most reasonable prices and given highly satisfactory results for 63 years. Extra packages sent free for trial with each seed order.

FREE—Write today for large illustrated catalog of vegetables and flowers.

R. H. SHUMWAY
Seedsman
162 South First St., Rockford, Ill

Learn to be a LANDSCAPE ARCHITECT

At Home—By Mail

Big fees; pleasant, healthful work, a dignified, uncrowded profession offering remarkable opportunities to both men and women. Experts earn \$50 to \$200 a week. Some students pay for course from fees earned while studying.

Send Coupon Today
We will send you interesting material showing how you may easily and quickly enter this profitable business.

Gentlemen: Please send me complete details regarding your home study course in Landscape Gardening.

Name

Address

AMERICAN LANDSCAPE SCHOOL
86 Plymouth Bldg. Des Moines, Iowa

After the last rubber

[Continued from page 181]

Gingerbread

Mix until smooth, one fourth cupful each of brown sugar, molasses, and softened shortening. Add half a cupful of sour milk or cream, one cupful of flour, one egg, one half teaspoonful of soda and the same of ground ginger, one teaspoonful of cinnamon and one fourth teaspoonful of ground cloves and nutmeg mixed. If sweet milk is used, substitute a teaspoonful of baking powder for the soda. Beat thoroughly until well blended.

I always feel it is good to give guests refreshments that are different but not too different unless you know that their tastes run to rather exotic foods. So I try to figure out some tricky way to garnish or flavor a well liked and delicious dish. Rather like draping the bunting and flags for Old Home Week—same old town, of course, but in gala array. Cheese waffles with deviled ham butter served with watermelon rind pickle and large cups of coffee is one of these.

Cheese waffles with deviled ham butter

Add half a cup of very dry grated cheese (the packaged cheese which comes already grated is excellent) to your waffle batter of two cupfuls of flour. Increase the cheese in proportion if you use a larger recipe. Bake them as usual and then spread with a mixture of butter creamed with half a cupful of deviled ham and a few drops of onion juice, if this isn't going too Greenwich Village for your taste. It's a food for strong men—and women, but mighty easy to eat. The crisp, clear spiciness of watermelon pickle seems to be almost perfect with these waffles, but any other pickle you prefer may be used.

Sea food always seems rather "partyfied" because, I suppose, it is only in the last few years that it has become so reasonable in cost and easy to obtain. New Orleans shrimp served with toasted rice biscuit and Spanish style coffee makes a satisfying after-bridge supper.

New Orleans shrimp

If you are rushed for time a can of shrimp may be used instead of a pound of the fresh ones. The canned shrimp are ready to use, but the fresh ones must be boiled

for twenty minutes and carefully cleaned and shelled before using.

Cut a small onion in fine pieces and cook with a tablespoonful of butter over a low fire until they are yellow. Add a can of undiluted tomato soup, a tablespoonful of lemon juice, half a teaspoonful of salt, and twelve ripe olives cut in quarters. Let this simmer for five minutes. This sauce may be finished at any time of the day and the shrimps added ten minutes before it is ready to serve. Do not heat too long after the shrimps are added or they will fall to pieces.

Toasted rice biscuit

Substitute a cupful of boiled rice, that is flaky and dry, for half a cupful of flour in your baking powder biscuit recipe. Bake as usual and when cold split apart with a fork as this gives a rough surface that toasts more deliciously than a smooth one which cutting with a knife would give. Toast these until as brown as a summer at the beach and then, forgetting the calories and the grocery bill, butter them lavishly and serve both them and the shrimps sizzling hot.

Spanish style coffee

Make your coffee much stronger than usual and serve with an equal quantity of rich milk heated just below the boil. Of course, in the real Spanish restaurants the waiter pours both at the same time with a pitcher in each hand.

Hot tomato cocktail with sardine club sandwich

Hot tomato cocktail and sardine club sandwiches usually get a big hand. To each two cupfuls of tomato juice add a dash of Worcestershire sauce, a suggestion, no more, of onion juice, half a teaspoonful of salt, the juice of half a lemon and a little grated horse-radish if you like it very peppery. Serve hot from the usual glasses.

Assemble everything for your club sandwiches before you start to toast the two slices of bread for each person. Butter the toast and lay it cosily side by side instead of trying to balance one on top of the other. Cover each one with the crispest shredded lettuce you can produce, spread it with tartar sauce slightly thinned with lemon juice. The tartar sauce may be bought in jars and save you a deal of trouble. Now tenderly place three or four sardines on each bed of toast and lettuce, add a slice of tomato and two slices of bacon crisp and hot. Selah!

SNAP
and it's CUT!
The easiest cutting pruner you ever used.

Cuts clean without injuring bark. Cuts 2 1/2 inch branches, small twigs and even vines.

- WON'T BLISTER OR PINCH HANDS
- CHROME FINISH • LIGHTWEIGHT
- UNBREAKABLE
- PREFERRED BY WOMEN

MUST BE TRIED TO BE APPRECIATED

At your dealer's or sent postpaid for \$1.50 MONEY BACK IF NOT SATISFIED

Dept. A
Seymour Smith & Son, Inc.
OAKVILLE, CONNECTICUT

Booklet "HOW TO PRUNE" Sent on Request

EVERGREENS 5,000,000 at Rock Bottom Prices

Finest stock possible, beautiful, hardy trees for rock garden, foundation, entrance planting, etc. The pick of Hill's 650-acre nursery, established 1855. Every tree bred to grow. Don't risk bargain counter trees. Get Hill's and be safe.

Valuable Booklets Mailed FREE

Send your name and address today. We will mail you Bargain Collection offers, lots at \$1.40 up. Catalog with 60 pictures and valuable 32-page booklet, "Simple Lessons in the Use of Evergreens." D. HILL NURSERY CO. Evergreen Specialists Largest Growers in America 108 Cedar St. Dundee, Illinois

BUIST'S SEEDS

50c worth of seed for 10c "Our Get Acquainted Offer."

Five packets of popular flower seed—ZINNIA, LARKSPUR, PAINTED DAISY, ASTER and MARIGOLD.

Send only 10c for postage and get 50c worth of seeds with our Garden Guide and Catalog, 144 illustrated pages, with complete planting instructions.

ROBERT BUIST COMPANY
Dept. S Philadelphia, Pa.

SEEDSMEN FOR OVER A CENTURY

RHODODENDRONS

All American sorts, with other best Broad-Leaved Evgs. native and foreign. Also our fairest wildlings among perennials. Charming surprises about greenhouse pets now found hardy in this hardy climate of the Allegheny slope. All CONFERS at prices discounted to fit the times. For further news write to

HARDY EVERGREEN GARDENS
Route 4 Marion, N. C.

Flower Grower

A magazine specially edited for gardening enthusiasts. Intensely practical, stimulating and helpful. Tells you all about Flowers. Each issue contains more facts on flower growing than any other magazine.

Sample copy 10c. Introductory offer—seven months \$1.00. Address

FLOWER GROWER
107 N. Bway., Albany, N. Y.

Gladiolus Book Free

Send for my new 36-page GLADIOLUS BOOK describing 171 exquisite varieties, many new. Tells how to grow. 45 illustrations. It's free. Write today. Reduced prices.

HOWARD M. GILLET
Gladiolus Specialist
Box 252 New Lebanon, N. Y.

WATER LILIES
ROCK GARDEN PLANTS
FANCY and TROPICAL FISHES

We will tell you how to beautify your yard inexpensively. Charming effects at little cost. Write today for our free illustrated catalog.

BUSKIRK'S AQUARIUM
Box 337 Independence, Ohio

A Splendid Crop for Winter, Spring

Grow Mushrooms in your cellar or shed. Make up to \$25 a week or more. Famous White Queen brand. Big demand. We tell you how. Illustrated book free. Start NOW—write today!

MONEY IN Mushrooms

THIS BOOK FREE

GROW Mushrooms THEY PAY

AMERICAN MUSHROOM INDUSTRIES, Ltd.
Dept. 476 Toronto, Ont.

GARDENERS' CHRONICLE

Do you want reliable, up-to-date information on gardening—information that you can depend upon? You can get it every month in the *Gardeners' Chronicle*, America's outstanding all-gardening magazine. Here you will find articles on all phases of horticulture, written by trained and experienced gardeners. Send \$1.00 today for a six months' trial subscription and save 50c. Single copies are 25c.

GARDENERS' CHRONICLE
522-A Fifth Avenue
New York City

Pleasure and Beauty FROM A WATER GARDEN

Write today for YOUR Free Copy of our 1933 Catalog. NEW LOW PRICES on high quality Water Lilies, Plants for Pools, Scavengers, Goldfish and Terrarium Garden Plants.

Loveland Goldfish Farm
Growers of Water Lilies that grow and bloom
Loveland, Ohio



Brown's LAWNS Beautify Your Grounds At Small Cost
Free Catalog Direct From Factory

Shows dozens of styles of Copper Steel Lawn Fence, also Steel Drive Gates, Ornamental Posts, etc., at prices Direct from Factory. Low prices in catalog. Freight prepaid along all you pay—no extras. Over a million customers buy by mail from Jim Brown. Write for catalog NOW.

The Brown Fence & Wire Co. Dept. 1854-A Cleveland, Ohio

At Last - - - - - The PERFECT GARDEN LABEL

Mark with ordinary lead pencil PERMANENTLY LEGIBLE without protection in all weathers, all soils, all seasons. Convenient to use. Ample marking space. Writing horizontal. Attractive and practical shape. Beautiful gray-green color blends with garden. Markings erasable. A decided innovation. Will solve your label problem.

Border and Rock Garden Sizes SEND FOR FREE SAMPLES

HOWARD HAMMITT, 648 Main Street, Hartford, Conn.

Introducing 3 New Dahlias

A request will bring our 1933 catalog, listing not only popular priced varieties from 50c up, but 3 new beauties, all 1932 Honor Roll Dahlias, Jane Dew, The Sun and Pastel Glow.

RUSCHMOHR GARDENS
52 So. Kensington Ave., Rockville Centre, N. Y.

ENGLISH HYBRID DELPHINIUMS Gems of Floraland

A combination of the finest strains of England and America further developed in our experimental gardens. The mystic beauty of the sea-hued double, gigantic blooms and mighty stalks defy description. 50 color shades. Seeds 25c per pkt; 5 pkts., \$1. Blooming size plants, \$1 per 15 or \$3 per 100. Specimen plants, 50c. These are the seeds and plants that will produce the delph wonders of the season. Safe delivery of plants guaranteed anywhere. Seed guaranteed to grow. Supply limited. Orders filled in rotation. Write today.

DELPHINIUM EXPERIMENTAL GARDENS
Puyallup Washington

Maloney's TREES - SHRUBS - VINES

ROSES—Blaze (patented) marvelous new scarlet climber. Big bargains in all stock for beautifying home grounds. Expert landscape service. Write for Free Catalog.

We Pay Shipping Costs

MALONEY BROTHERS NURSERY CO., Inc.
145 Main St. Growers for 49 years Dansville, N. Y.



Do you want a natural "woody" pool?

Then you'll want to make the plan irregular, and perhaps include an artificial little brook. When is a drain necessary? How much water surface to allow for plants and shrubs? What labor and materials are needed for excavation and construction of it? These

are the things important to know before you actually start to build that pool, the kind of information that will save you many heartaches and disappointments, as well as saving in expense. It is the sort of information you will find in this useful and valuable booklet.

Making Lily pools and rock gardens...for 20¢



Linoleum braced with wood making the concrete form

The two illustrations here were taken from a fascinating yet thoroughly practical article on small pool construction in the January issue of THE AMERICAN HOME.

If you will add roc to your remittance, we shall be glad to send you a copy of it, as long as the issue is in stock if you will state when ordering.

3 other valuable American Home booklets for gardeners

15 Planting Plans for Small Gardens 20c.

Complete planting plans, actual results and other valuable information for small gardens, profusely illustrated with lovely photographs as well as drawings. Twenty-three pages of real help.

What You Ought to Know About Roses 20c.

J. Horace McFarland; J. H. Nicholas; Romaine B. Ware; and other famous Rose specialists contribute their knowledge and experience in growing finer Roses in the small garden with least effort.

What You Ought to Know About House Plants 10c.

Please send full remittance with order, to
The American Home, Garden City, N. Y.

Make things grow IN THE WATER



The greatest gardening thrill you've ever known . . . awaits the day when your own garden-in-the-water unfolds its first blossoms!

Easiest of all, results most spectacular of all. Exotic beauty, heavy enchanting perfume lure you to a new world of interest where bright, varicolored fishes and pond animals dart here and there in this little paradise you have built for them.

And do not say, "Oh, I know, but it must be expensive." For that is no longer true. Here is a gorgeous, varied collection for four dollars.

Pink Opal—Dark Pink, especially good for cut flowers.

Marliac White—A free blooming Pure White.

Helen Fowler—A popular, sweet-scented Pink.

Marliac Chromatella—A free blooming Yellow.

Ask for collection No. 20.

Our beautifully illustrated 1933 Catalog tells how to build your pool, plant your water lilies and aquatic plants, care for your pond fish, and little water animals that keep your pool clean. Beautiful water lilies from 50 cents up, pond fish from 5 cents up. Sent free anywhere east of Rockies. In far west enclose 15 cents, Canada, 20 cents.

THREE SPRINGS FISHERIES
35 N. Court Street
Frederick, Maryland



Luther Burbank Flower Seeds

Direct from the Luther Burbank Gardens



Special selections of the favorite flowers of the famous plant wizard. You may have in your garden the same flowers that are growing in the famous Luther Burbank Gardens in Santa Rosa. The collections contain the most popular separate varieties.

- 6 pkts. Fluffy Giant Asters.....\$1.00
 - 6 pkts. Giant Dahlia Zinnias..... 1.00
 - 6 pkts. Giant Snapdragons..... 1.00
 - 6 pkts. Early Sweet Peas..... 1.00
 - 4 pkts. Giant Hybrid Petunias 1.00
 - 4 pkts. New Flower Creations. 1.00
- Your choice of any 3 of these offers for only \$2.50 Postpaid anywhere.

LUTHER BURBANK GARDENS
18 Rose St., Santa Rosa, California

Seeds of Rare Plants

Try these unusual beauties, none of them difficult.

- Lachenalia, The Opal Flower
- Gloriosa superba, The Climbing Lily
- Zephyranthes Shell Pink, Fairy Lily
- Strelitzia reginae, Bird of Paradise
- Ornithogalum splendens, Scarlet Perpetual
- Hemodactylis tuberosa, Widow Iris
- Sabbatia gracilis, Rose of Plymouth
- Ixia viridiflora, Seagreen Corn Lily
- Phoradendron or Mistletoe
- Lilium hybridum, Golden Gleam
- Euphorbia pulcherimma, True Poinsettia
- Zantedeschia rehmanni, The Pink Calla

Just a few of the splendid and diverse species offered in my new Seed Catalog. Write Dept. E.

REX. D. PEARCE

Merchantville New Jersey

CONDON'S GIANT TOMATO

EVERBEARING "QUEEN OF THE MARKET" BIG MONEY-MAKER: LARGE SOLID FRUIT; EXCELLENT CANNER. To introduce to you our Northern Grown "Sure-Crop" Live Seeds and Plants we will mail you 125 seeds of Condon's Giant Everbearing Tomato and OUR BIG 1933 Catalog of Seeds, Plants and Shrubs FREE. This valuable 200-page book tells how and when to plant. Send postal today.

CONDON BROS., SEEDSMEN
Rock River Valley Seed Farm
ROCKFORD, ILLINOIS

Luxurious NEW-TYPE
Olson Rugs



Actual Photograph
Send OLD RUGS
and CLOTHING
to the OLSON FACTORY

Just Phone...
your local Railway Express Agency to call at your door. We do the rest!
We Pay Express, Freight or Parcel Post on materials from any state as shown in Catalog. We have no agents.

SAVE 1/2 ON RUGS
Free Book TELLS HOW

By our patented process we merge, sterilize and reclaim the valuable wools in discarded materials of all kinds—bleach out the old colors, re-spin, re-dye and weave IN A WEEK into modern new, seamless, reversible rugs in 44 exquisite Oriental designs, One or Two-toned colors, Ovals, etc. Sizes for every need. Largest makers of rugs dealing direct with the home. Over a million customers. (Our 59th Year.)

LOW PRICES Never Before Possible

Women everywhere are discussing these finer type Olson Rugs that can be used on both sides—wear twice as long—are easy to clean—cling close and firm to the floor—and cost only HALF the money you expected to pay. See our Trial Offer.



Money back if you don't say:
The softest, richest rugs I've ever seen for so little money.

Free Write for this new Book on Rugs and Decorating. In Color

Mail coupon or postal

OLSON RUG CO.
CHICAGO NEW YORK SAN FRANCISCO
Mail to 2800 N. Crawford Av., A-76, Chicago
Gentlemen: Mail me your big money-saving Rug Book FREE, and SURPRISE OFFER.

Name

Address

Town State

Late summer bloom in the rockery

[Continued from page 188]

little color effect is secured, but the gray leaves and fragrant odor are in themselves enough to justify its presence.

While this is by no means a complete list of summer and fall rock plants, it will provide some reds, enough whites for foils, and a wide assortment of pinks and blues from which to choose suitable color combinations.

Yellow fall-blooming rock plants are, so far, at a premium and there is none available of outstanding merit. In the desert sections of eastern Oregon and Washington there are several fine gray-leaved, yellow flowering dwarf Erigerons which will be available whenever dealers learn to propagate them.

For yellows, some of the Potentillas, notably P. alpina and P. cinera, furnish scattered blossoms through a long period, but

neither freely enough to create any massed effect.

Calceolaria polyrrizha, a comparative newcomer into America, is one of the most dainty and attractive plants for a damp place, yet introduced. Spreading freely, it makes a mat of rough dull green leaves above which, on three- or four-inch stems, are carried curious little baggy flowers of clear yellow spotted with red or brown. It has a long blooming period where plentifully supplied with moisture and good drainage, but its beauty is of an airy nature rather than for massive effects such as Alyssum saxatile produces.

All of the plants mentioned above are easy to grow and a selection of them planted in the rockery this spring will help greatly in overcoming the lack of fall color.

Index to Advertisers—March, 1933

Building Materials

Fireplaces & Accessories	PAGE
Heatilator Co.	177
Garbage Incinerators, Sewage Disposal & Water Systems	
The F. E. Myers & Bro. Co.	172
Paints & Varnishes	
Samuel Cabot, Inc.	175
Pratt & Lambert, Inc.	176
Portable & Ready Cut Houses	
International Mill & Timber Co.	179
Roofing & Shingles	
Johns-Manville	170 and 171
Windows, Doors & Screens	
Rolscreen Co.	176

Gardening

Seeds, Bulbs & Nursery Stock	
The W. F. Allen Co.	192
Arcadia Rose Co.	189
Belat's Aquarium	189
Bountiful Ridge Nurseries	186
Brand Peony Farms, Inc.	192
F. W. Brow Nurseries	190
Robert Buist Co.	191
Luther Burbank Gardens	191
W. Atlee Burpee Co. 183, 186 and Third Cover	
Buskirk's Aquarium	190
D. Hill Nursery Co.	187
Champlain View Gardens	188
The Conrad-Pyle Co.	191
Cotton Bros. Seedsmen, Inc.	191
Dahlia del Nurseries	183
Delphinium Experimental Gardens	191
Henry A. Dreer	183
Adolph Fischer Nurseries	188
E. Andrews	190
Howard M. Gillet	186
Glendale Distributing Co.	184
Golden Rule Dahlia Farm	189
Hardy Evergreen Gardens	190
Peter Henderson & Co.	185
George W. Hill & Co.	190
D. Hill Nursery Co.	189
Jackson & Perkins Co. Second Cover	
Johnson Water Gardens	188
Keith Bros. Nursery	188
A. E. Kunder	187
A. M. Leonard & Son	187
The Living Tree Guild	188
Loveland Goldfish Farm	191
Maloney Bros. Nursery Co., Inc.	191
Mitchell's Seeds	186
P. B. Mills	186
A. Mueller Dahlia Gardens	188
New Market Perennial Gardens	192
New River Rhododendron Nursery	189
Paramount Gardens	188
Albert Parrella	189
Rex D. Pearce	191
Ruschmohr Gardens	187
Max Schling Seedsmen, Inc.	187
O. M. Scott & Sons Co.	187
R. H. Shumway	190
Smiley's Water Gardens	188
South Michigan Nursery	186
Spring Hill Nurseries	183
Terrell's Aquatic Farms	189
Three Spring Fisheries	191
Wm. Tricker, Inc.	184
Nathan Van De Car	189
Velle & Mendham	182
James Vick	189
Walnut Lawn Farm	183
Wayside Gardens	183
Western Maine Forest Nursery	192
The Whitten Ackerman Nurseries	187
Wilmaco Gardens	183
Zandbergen Bros.	184

Gardening (Cont.)

Fences	PAGE
The Brown Fence & Wire Co.	191
Pittsburgh Steel Co.	188
The Stewart Iron Works Co., Inc.	185
Gardening, Miscellaneous	
American Mushroom Industries, Ltd.	190
Howard Hammitt	191
Seymour Smith & Son, Inc.	190
Lawn Mowers & Garden Tractors	
American Farm Machine Co.	188
Coldwell Lawn Mower Co.	183
Ideal Power Lawn Mower Co.	183
Milbradt Mfg. Co.	190
The Moto-Mower Co.	183
Standard Engine Co.	183
Sprinklers & Water Systems	
Double Rotary Sprinkler Co.	184
House Furnishings	
Drapery & Upholstery Fabrics	
Columbus Coated Fabrics Corp.	174
Martin Mfg. Co.	177
Floor Coverings	
Clinton Carpet Co.	181
Olson Rug Co.	192
Furniture	
Conant-Ball Co.	172
House Furnishings, Miscellaneous	
Fireside Industries	179
Justrite Mfg. Co.	176
J. A. Wright & Co., Inc.	177
Interior Decorations	
Barcalo Mfg. Co.	176
Kalamazoo Vegetable Parchment Co.	176
Adolph Silverstone, Inc.	179
Kitchen & Laundry Equipment	
Clay Equipment Corp.	179
Wall Paper & Wall Coverings	
Mayflower Wall Papers	169
Food Products	
H. J. Heinz Co.	173
Miscellaneous	
Colonial Yarn House	179
Comfitape Laboratory	179
Equipment Supply Corp.	179
White's Quaint Shop	179
Poultry, Kennels & Birds Houses	
Jos. H. Dodson, Inc.	179
New Jersey Fence Co.	192
Publishers	
Andrew C. Borzner	178
Country Life-American Home Corp.	178
Flower Grower	190
Gardeners' Chronicle	191
Frederick H. Gowling	179
Schools	
American Landscape School	190
New York School of Interior Decoration	179
Tobacco & Cigarettes	
The American Tobacco Co. Fourth Cover	
Toilet Accessories	
Hygienic Products Co.	177

BLUE SPRUCE
Dwarf Mugo Pine—Norway Spruce—
Scotch Pine—White Spruce—Red Pine—
6 Inches to 1 Foot Tall

GUARANTEED TO LIVE

60 TREES FOR \$3.00 PREPAID

10 Each of These Six Varieties
All 4 years old once transplanted. Many Other Varieties and Sizes. Ask for Prices!

WESTERN MAINE FOREST NURSERY
Dept. AH 33 Fryeburg, Maine

TWO GREAT COLLECTIONS

A. For \$2.00 we will send you prepaid the following dahlia plants:
Ivory, Hallelujah, Kathleen Norris, and Monmouth Champion. Value \$4.50.

B. For \$5.00 we will send you prepaid the following dahlia plants:
Fannie Sandt, Maryland's Glory, Olive Wright, Prince of Persia, Attila and The Commodore. Value \$12.00.

Our beautiful catalog is now ready, featuring JEROME KERN and COLONIAL DAME, the wonder dahlias. It's free.

VEILE and MENDHAM
The Ultimate in Dahlias
Box 185 Easton, Pa.

FREE ASTERS for TRIAL

Send for our Booklet of Roses, Shrubs, Vines, Perennials, Fruits, etc. and receive absolutely FREE 1 pkt. lovely Aster Seeds—all varieties and colors.

SEND 10c (coin) for packing and postage and we will include complete flower garden collection—1 pkt. each (125 seeds to pkt.) of PETUNIAS, ZINNIAS, COSMOS, LARKSPUR, POPPIES, CANDYTUFT, MARIGOLDS AND SWEET ALYSSUM, finest assortment of colors and varieties,—9 pkts. in all for only 10c (coin). Send today and have a garden full of bloom all summer.

F. W. BROW NURSERIES, ROSE HILL, N. Y.

3 FOR \$2.75 Regular Price \$3.70

Rustic Cedar Not Imitation Board

Robin Feeder Wren or Blue Bird (specify which)

SEND NO MONEY Let us send you parcel post prepaid 3 Rustic Cedar Bird Houses as illustrated. Designed by leading naturalists to attract song birds. Pay Postman \$2.75 plus small m. o. fee on delivery. Money-back guarantee. Complete catalog Famous Lincraft Garden Furnishings, Inc., New Jersey Fence Co., 250 Logan Ave., Burlington, N. J.

Brand's Fall-Dug DEONIES Lilacs

OWN-ROOT

Oka Cherry, Superior and Splendid Plums, Red Lake Currant—many other new fruits and flowers. Catalog.

Brand Peony Farms, Inc.
132 E. Division St., Faribault, Minn.

STRAWBERRIES Our 1933 catalog tells about NEW and BETTER varieties, selected from thousands by Government specialists. Also all the best Standard and Everbearing kinds. Send today for FREE copy. It's different; written by specialists.

PAY

THE W. F. ALLEN CO.
326 Market St., Salisbury, Md.

COLORADO BLUE SPRUCE \$1.10
REGULAR \$3.50 VALUE—NOW EACH

Beautiful silvery-blue specimens, sheared, well shaped, 8 to 9 years old, 1 to 1 1/2 feet high. 3 times transplanted.

RHODODENDRONS Pink, Red, Purple, 1 to 1 1/2 ft. The 3 for \$1.25

2 Nikko Blue Hydrangeas \$1.10

6 Rock Eucy greens—All different \$1.50

FREE 1933 Catalog of Unusual Values contains Complete Catalog Directions.

Add 25c for packing. Order now for Spring.

NEW MARKET PERENNIAL GARDENS
86 Randolph Road New Market, N. J.

Sound, expert advice by the best known gardening experts in every issue of *The American Home*, a new home and garden magazine that sells for only \$1 a year. Address, Garden City, N. Y.

Lovely New Flowers

Burpee Offers the Finest 1933 Novelties

For the benefit of garden enthusiasts who seek each year the fresh beauty and special fascination of *new* flower creations, we have brought together this carefully selected list of the finest novelties of 1933. Garden lovers are particularly fortunate this year, for there are many remarkable novelties to delight them. In a few cases varieties introduced last year are included because stock was previously so limited that many were unable to get seed. Read this list carefully for the loveliest of the new flowers and make your choice without delay. Seed stock is limited on most of the varieties presented here. It is advisable therefore to order promptly.



Sweet Pea Lady Ruffles

Gold Medal winner at the Scottish National Sweet Pea Society trials. Strikingly beautiful new class of ruffled Sweet Peas. Extremely strong growing with four very large ruffled flowers on stout stems. Lady Ruffles is a lovely soft pink self on a white ground. Per packet 25c.

Sweet Pea Ruffled Primrose

Another of the new ruffled class. Its color is a cream of great depth entirely free from blushing. Per packet 25c.

Sweet Pea Ruffled Carmine

A bright but soft carmine-rose with all the outstanding features of the new ruffled Sweet Peas. Per packet 25c.

Poppy, Salmon and Pink Shades

This new mixture offers a wonderful array of many lovely shades of salmon and pink selected from our annual Fordhook Hybrids. Profusion of double and semi-double flowers. 18 in. tall. Per packet 25c.

Hollyhock, Burpee's Fancy

A fascinating mixture that has shown as many as 45 different shades of color. Lovely 4 in. fringed, double flowers 5 to 6 ft. tall. Perennial, mixed colors. Per packet 50c.

Iberis Delicate Pink

A hardy perennial Candytuft. Dwarf plants covered with pink flowers. Per packet 25c.

Lupinus Hartwegii Giants

You will find this a decided improvement on the Annual Hartwegii type with larger and more abundant flowers. Dark blue, sky blue, rose, and white in mixture. Per packet 35c.

Poppy Dazzler

An exquisite double-flowered annual of brilliant orange-scarlet. Per packet 25c.

Rudbeckia My Joy

Large showy orange-yellow flowers produced in abundance on 2 ft. plants. Per packet 25c.

Salvia Farinacea Blue Bedder

A more compact form of this popular plant with rich deep blue flowers. Per packet 35c.

Salvia Sky Rocket

A distinct new variety. Compact, 10 in. plants covered with dense spikes of dazzling dark scarlet flowers. Blooms very early. Suitable for both bedding and pot growing. Per packet 50c.

Gaillardia Torchlight

The very large flowers of this hardy perennial are bright golden yellow with rich crimson-maroon center. Per packet 30c.

WHY YOU SHOULD ORDER AT ONCE

The supply of seed of practically all of the lovely new flowers offered here is naturally very limited. At the same time, the interest in novelties has been increasing rapidly. The demand for many of the varieties in this unusually attractive list is certain to exceed the supply. But you can be sure of getting your choice and having the thrill of growing these splendid new flowers if you order promptly. We pay postage.

W. ATLEE BURPEE CO.

278 Burpee Bldg.

Philadelphia

Snapdragon Floradale Salmon-Rose

(*Antirrhinum Maximum*.) This beautiful shade adds a new and much sought after color to the Maximum group and gives us the loveliest Snapdragon of all. The immense flowers are a soft salmon blended with begonia-rose, and well placed on strong upright stems. One of the most delightful introductions in years. Per packet 25c.

Nasturtium Golden Gleam

A new double, sweet-scented Nasturtium for which the demand, when it was introduced last year, far exceeded the supply. Large, golden yellow flowers, 2½ to 3 in. across, are borne in the greatest profusion well above the foliage on erect 6 in. stems. A marvelous flower for display and cutting. Per packet 25c.

Asters—Mammoth Peony-Flowered

Exceptionally fine late-flowering Asters. Immense, fully double, peony-like flowers on long stems. Four exquisite varieties:

Azure Fairy, clear azure blue.
Maiden's Blush, delicate flesh.
Peach Blossom, soft pink.

Swansdown, pure white.

Any of these varieties, per packet 30c; or all four for only \$1.00.

Mixed colors, the four varieties, nicely blended, per packet 25c.

Aster Apricot

Outstanding new Peony-Flowered Aster of a magnificent yellow color with a hint of salmon. Per packet 50c.

Snapdragon Newport Golden

Particularly beautiful new color, shading from delicate lemon to deep golden yellow. Semi-tall class, large flowers in profusion. Per packet \$1.00.

Snapdragon Snow Cap

A gem for edgings or rockeries. Dwarf compact plants with Dianthus-like foliage and glistening white flowers. Per packet 30c.

Dahlia, Unwin's Dwarf Hybrids

As easily grown from seed as Zinnias, flowering from late June until frost. Semi-double flowers in a wide range of charming colors, especially pastel shades. Compact, vigorous bushes about 2 ft. tall. Mixed colors, per packet 35c.

Marigold Dwarf African, Double Orange

Blooms several weeks earlier than the tall type. Double orange flowers in profusion. Per packet 25c.

Arctotis Scapigera

A dwarf, vigorous growing species from South Africa. Large daisy-like flowers in orange, terracotta, salmon, cream, etc. Mixed colors, per packet 35c.

Venidium Fastuosum

Monarch of the Veldt—a South African annual that has created a sensation. 3 to 4 in. daisy-like flowers of rich orange with purple-black zone at base of petals. Per packet 35c.

Campanula, New Annual

A most desirable new strain which flowers the first year from seed. 2 to 2½ ft. plants, each with 6 to 8 flower spikes. Dark blue, light blue, pink, rose, white, in mixture only, per packet 50c.

Delphinium Blue Grotto

Has the same ever-blooming qualities as "Belladonna Improved", but blooms somewhat earlier. Flowers are deep indigo blue. An important addition to the perennial Delphinium class. Per packet 50c.

Larkspur, Giant Imperial Gloria

A deep rich rose that will be welcomed enthusiastically. True upright growth. Per packet 30c.

Marigold Guinea Gold

Distinctly new type with semi-double, carnation-like flowers of brilliant orange flushed with gold. 30 to 40 large flowers to a plant. One of last year's most outstanding introductions. Per packet 50c.

Special Offer

The Five New Flowers Illustrated

Snapdragon Floradale Salmon-Rose; Nasturtium Golden Gleam; Marigold Guinea Gold; Sweet Pea Lady Ruffles; Dahlia, Unwin's Dwarf Hybrids.

Collection No. 7635—1 packet of each (Value \$1.35) for \$1.00

Snapdragon Floradale Salmon-Rose

Special Offer

Six of the Choicest New Flowers

An enviable collection of 1 packet each of:
Venidium Fastuosum; Calendula, Golden Beam; Aster, Apricot; Campanula, New Annual; Verbena, Beauty of Oxford; Larkspur, Gloria.

Collection No. 7640 (Value \$2.40) for..... \$2.00

Scabiosa Coral Rose

Dwarf variety growing 8 in. tall. Double flowers of coral red with a suffusion of rose and salmon. Per packet 25c.

Verbena Beauty of Oxford Hybrids

Giant flowers in various shades of rose from clear rose-pink to rose-red. The brightest rose Verbena ever produced from seed. Per packet 40c.

Calendula Golden Beam

Striking golden yellow with graceful quilled petals. Per packet 35c.

BURPEE'S GARDEN BOOK for 1933 FREE

The greatest garden guide describing all the best flowers and vegetables, including 152 NEW varieties. Prices lower than ever. Hundreds of pictures, many in natural colors. Packed with reliable and helpful planting and gardening information. The trusted handbook of over a million gardeners every year. It's free. Write for your copy today.

Remember— all Burpee Seeds are tested and guaranteed. For 58 years Burpee Seeds have been known as the best that grow. Your money is refunded on request if results from Burpee Seeds are not entirely satisfactory.



SOW BURPEE'S GUARANTEED SEEDS

Mildness and Character



"It's toasted"

Pauline Lanau

Copyright, 1933, The American Tobacco Co.

THE COUNTRY LIFE PRESS, GARDEN CITY, NEW YORK