

10¢

The AMERICAN HOME





NOW KITCHEN WASTE



GENERAL ELECTRIC has banished garbage from the modern household with the new G-E Disposall, an electric kitchen waste unit that can be installed in your present kitchen sink.

Messy accumulation of kitchen waste is no longer necessary. Now it goes down the sink drain where the Disposall quickly and quietly reduces it to a pulp—and flushes it away! There is no odor. Pipes will not clog. The Disposall cares for 98% of your kitchen waste—everything from peelings to bones—at an operating cost of less than a cent a day!

This electrical garbage man is a simple rugged mechanism built for long years of hard service. Not an experiment—the Disposall has been in actual use for two

years under all conditions. It's a proved convenience—product of the world's greatest electrical laboratories—General Electric's latest contribution to better living.

The Disposall can readily be installed in your present sink. See it in actual use and you'll realize that some day every modern home will dispose of garbage this swift, healthful and sanitary way.

Now you can stop saving garbage—say good-bye to unsightly and unhealthful garbage receptacles and to the most unpleasant household problem. The Disposall is sold on convenient terms. The coupon below will bring you full details without obligation and point the permanent way to "good riddance for bad garbage".

1 Kitchen waste goes down the drain of your kitchen sink—is reduced to a pulp and flushed away quickly and quietly by the G-E Disposall.

2 There is no odor. Pipes will not clog. The Disposall has been successfully used for two years under all conditions. Operation cost is less than a cent a day. From every standpoint the General Electric Disposall is the logical solution of the garbage-can problem!

● At the left is shown a detailed mechanical view of the new General Electric Disposall that obsoletes unsightly and unsanitary garbage receptacles. When installed in your kitchen sink the unit is completely sealed from sight within attractive cabinet enclosure as illustrated below.

General Electric Disposall, without cabinet, can be quickly and easily installed in any sink.



GENERAL ELECTRIC

disposall

"GOOD RIDDANCE TO BAD GARBAGE"

GENERAL ELECTRIC CO., Dept. WF8
Nela Park, Cleveland, Ohio
Please send me literature giving full details of the new General Electric Disposall.

Name _____
Street _____
City _____ State _____

Another GIFT OF FREEDOM" from General Electric



ONCE again General Electric makes an important contribution to the art of better living!

Freedom from heating worries! Freedom from firing drudgery! Freedom from hot water troubles! Those are but a few of the advantages offered by the amazing G-E Oil Furnace.

There is a furnace designed and built expressly to heat your home more efficiently—more economically. A single, compact, coordinated unit—different in appearance and different in operation from all other types of heating units. Even the basic principle of it is different.

Oil is burned in a new and better way. Every drop is vaporized and broken into millions of tiny particles—before it enters the combustion chamber. And every tiny particle is completely consumed in the marvelous "Inverted Flame". Burned quietly—and without smoke or odor . . . *safely, dependably, economically.*

Read the whole remarkable story of the G-E Oil Furnace. It's the latest type of automatic oil-heating equipment that money can buy—and the cheapest to own! Mail coupon for free copy of the absorbing booklet "Luxurious Heat" or, better still, get in touch with the General Electric Oil Furnace dealer in your city.

NOTHING BUT ANOTHER OIL FURNACE CAN BE LIKE THIS!

LUXURIOUS HEAT. Maintains an even temperature automatically. Provides an abundance of hot water every hour of the day and night. Beautiful in appearance. Quiet, clean and odorless in operation.

SAFETY. Oil is burned in an electrically-welded steel chamber. An automatic safety control shuts off the fuel in less than 4 seconds. The self-oiling mechanism is made-in-steel to protect it from dust and dirt.

DURABLE. Sturdy—built for a long life of service—thoroughly reliable.

ECONOMICAL. The new scientific method of burn-sures complete combustion. Heat usually lost through chimney is "trapped". Greater fuel burning efficiency permits the use of cheaper grades of fuel oil.

COMPLETE UNIT. Every part is designed to coordinate with every other part. A compact, coordinated unit, designed, built and warranted by the General Electric Company.



RESEARCH KEEPS G-E YEARS AHEAD!

The General Electric Oil Furnace with its magical "Inverted Flame" has upset all previous ideas about oil heating. Don't fail to see "The Heating Unit that Science Built."



General Electric Co.
Air Conditioning Dept., Div. 81152
Bloomfield, New Jersey
Gentlemen: Please send me, without cost or obligation, "Luxurious Heat", 12-page booklet on the new G-E Oil Furnace.

Name.....
Street Address.....
City and State.....

GENERAL ELECTRIC OIL FURNACE

ON THE HEARTH OF THE AMERICAN HOME

Like charity, social security properly begins at home

LEWIS EDWIN THEISS

PERHAPS some of us have overlooked the fact that the need of social security, like charity, properly begins at home. In most cases that need is far greater than we realize. Because we have not looked far enough ahead we go on blissfully, courting disaster for our families, or at least failing to make certain that disaster and difficulty do not come to them, when, through the exercise of proper forethought, we might make sure not only that disaster is avoided but also that our families enjoy all or most of those benefits and pleasures that a right-minded person envisions for those dependent on him.

What are some of these benefits and pleasures? First, every householder desires protection. He seeks protection for his parents, for his wife and children, and for others who have a just claim upon him—in short, for all his present or possible dependents.

He earnestly desires an assured income, that will be received regularly, no matter what fortune befalls him. He hopes for a home. He wishes to educate his children. He looks forward to vacations and travel, and the ability to bestow generous birthday, anniversary, and other gifts. Funds with which to start the children in life may be part of his vision. And he cherishes most eagerly the hope of somehow achieving a retirement income for old age and well-deserved leisure years.

Finally, he desires ample bank balances, upon his passing, to pay all the costs incident to death and burial, to care for his family during the ensuing months of readjustment, to clean up his debts, to pay off any existing mortgages, to take care of estate settlement costs, and to save his estate from shrinkage through forced sales made to get cash to meet inheritance tax requirements. Furthermore, he certainly wishes for a continuing income to care for his family after his passing, and especially to care for unwed daughters who may be unemployed, and incapacitated or otherwise unfortunate children. It is a rare person, indeed, who does not have very real and pressing need for greater social security.

Is there any way for the householder to accomplish all these purposes? There are several. He may possibly make great sums of money through fortunate business deals or lucky speculations. If his income is generous enough, he may save large sums of money; but to do so, he will doubtless have to live through a long working term. In any case, there is the rub—the uncertainty of life tenure. Yet there is an assured way to accomplish many or even all of these ends, and that is through the use of insurance.

A simple life policy provides protection for dependents, just as a fire insurance policy provides protection for buildings, and is so well understood that it need not be discussed here. It may, however, well be the foundation stone of one's insurance structure.

Once protection has been secured, however, the householder will quite naturally endeavor to achieve some of the other benefits enumerated; and probably his first aim will be to

secure a home of his own to enjoy.

Can insurance help him here? Most assuredly. No matter whether he pays for his home through a straight bank loan or through the building and loan amortization plan, he must almost certainly first own his building lot. A short-term policy will help him to accumulate the funds with which to pay for it.

Of even greater service in the acquisition of his home, however, is a term policy to cover the mortgage period. It is a rare householder who pays off his house mortgage in less than ten years. Under the building and loan plan, he will be nearly twelve years in paying for it. And this plan enables him to clear off his mortgage sooner, probably, than he will do under the straight bank loan plan. At least, it usually works out that way, so difficult is it for the average man to accumulate the relatively large sum he needs to take up his mortgage at the end of the loan period. Furthermore, in case he makes some reasonable payments on the principal, the bank would probably rather have him renew the loan than pay it off entirely. So the borrower renews it.

The point is that under any system, it takes a long time to pay off one's mortgage. Right there is the danger. Are you certain you will live to pay off your loan? Are you sure you will be alive even five years from now? You are not. And if you die, what does that unsatisfied mortgage mean to your widow and to other members of the family?

Usually it is like the straw that broke the camel's back. The chances are that you cannot provide enough income to cover your family's living expenses, educate the children, and pay off the mortgage. Therefore, what you have left your widow is not a home but a terrible problem. In too many cases widows thus situated go through a dreadful ordeal in an attempt to save the home, only to lose both it and their health in the end.

SUCH tragedy is so unnecessary. A term insurance policy for the amount of the mortgage, covering the years that indebtedness is to run is both a cheap and easy solution to the problem. If you get your mortgage paid off, well and good. Your policy—probably the cheapest of all forms of life insurance—has cost you little, a mere fraction of what most men spend in the same length of time for tobacco. If you die before the mortgage is lifted, the term policy accomplishes that end for you. Then your widow has the home free and clear, and can use every cent of any possible income for living expenses and the education of the children.

Do you know how much it takes to educate a child? If you want a child to have college education, you must be prepared to pay out \$600 to \$1000 a year for four years, the actual sum required depending upon what college the child attends, how far that college is from your home, and how comfortably you want your child to go through college. A very fair average cost would be perhaps \$750 a year, or \$3000 for the entire college course.

Have you that sum ready in the bank? Will your income permit you to spend that sum annually on one child? And are you sure that you will have either a bank account or a

generous income in ten, fifteen, or twenty years, when your child is ready to enter college? The past seven years have taught something about the uncertainty of both accounts and incomes. There is only one way to make sure that the necessary money be in hand when the time arrives, and that is through insurance.

If you are far sighted, you will take a limited-payment policy when your child is born. It may be a twenty-year endowment policy, or for any other limited term of years. But if you take out such a policy and keep up your annual payments, which, relatively small, the money will be in hand when the child needs it. The insurance on your own life should be sufficient to cover the payments in case you do not live to make them.

WHAT is true in relation to a child's education is equally true in regard to man's perhaps less important, but certainly very desirable: vacations, travel, gifts. Do you want to stay in the treadmill for a lifetime? Do you want to be confined for the term of your entire existence to such a limited area as which bounds the lives of so many men? Isn't necessary. The cost of travel steadily grows less. For \$500 or \$1000 you can take a wonderful trip. A friend of mine wrote me the other day about a nine months' trip he made around the world, at a total cost of \$1275. Think of that—three fourths of a year's living, and thousands of miles of travel, many, many different lands, at a cost of \$1275! That's something to work for.

Few of us can spare that sum for travel of any one year's income. But many people who could not spare that amount for travel could very easily take \$50 or \$100 from their year's earnings and apply it to a limited-payment policy, which in ten or fifteen years would produce enough to finance a marvelous trip. Meantime, one has the fun, through reading, of preparing to get the utmost possible pleasure and benefit from the trip.

A preacher friend of mine recently enjoyed a trip that might be kept in mind as a pattern. Although he had never enjoyed a large income, he had accumulated a nice fund through insurance. Taking his wife and his three children and a small, low motor car, bought especially for the purpose, he sailed for Europe and spent several months there, motoring from coast to coast. Having his own transportation was wholly independent of railroads and steamships, and could seek out inexpensive but delightful hostels in the smaller centers, avoiding the heavy costs encountered by the average tourist in the big cities. He reported that it cost him no more to live and motortour Europe than it would have cost him to stay at home. The extra cost was in the steamship fare. By buying the small motor car he secured the lowest possible transportation rate on the coast. The sum he had accumulated easily paid for this magnificent family outing.

What a limited-payment insurance policy did for this minister and his family, a similar policy will do for you. It can be used in a thousand different ways. You may have your wife desire to give your wife a valuable present for your twenty-fifth wedding anniversary.

[Please turn to page 4]

Mrs. Pitt Took a Ride in her Husband's Car

— THEN SHE BOUGHT A PLYMOUTH, TOO!



"THE FIRST TIME I rode in my husband's Plymouth," says Mrs. William Pitt, Stamford, Conn., "I knew I wanted one, too. It just spoiled me for any other car!

"The Plymouth is so roomy... the seats are like easy chairs... it's so easy to drive that I never tire. And, since interior decorating is a practical hobby of mine, I am quite in love with the beauty of this new Plymouth, inside and out! And it's amazingly economical to operate.

"We all like the way Plymouth rides. It makes even the roughest roads seem smooth... and that's a real blessing, no matter whether you just drive a few miles or go on a long trip that takes two or three days.

"Above all, I feel so secure... knowing my car has a Safety-Steel Body and double-action Hydraulic Brakes!"

"Look at All Three" low-priced cars; you'll see why Mrs. Pitt is enthusiastic. See your Chrysler, Dodge or De Soto dealer today!

PLYMOUTH DIVISION OF CHRYSLER CORP.



"THE WHOLE FAMILY likes Plymouth's safety, economy, comfort and style!"

(Left) "MY PLYMOUTH is so comfortable, easy to handle, I never get tired driving it."

EASY TO BUY: Today, you'll find that Plymouth is priced with the lowest... its terms as low as the lowest. \$25 a month buys a new Plymouth. The Commercial Credit Company has made available to all Chrysler, Dodge and De Soto dealers low finance terms that make Plymouth easy to buy. Look into this today!

\$510

AND UP, LIST AT FACTORY, DETROIT. SPECIAL EQUIPMENT EXTRA



"I'M STILL AMAZED that a car so luxuriously comfortable and well appointed could cost so little!"

• TUNE IN ED WYNN, GRAHAM McNAMEE AND ALL-STAR CAST, TUESDAY NIGHTS, N. B. C. RED NETWORK

PLYMOUTH BUILDS GREAT CARS



Home of one of our readers
in Hutchinson, Minnesota

Below: Home-made
rock seat and path in
garden of Winifred
Lynes, Waverly, Iowa




Home of Mr. and Mrs. A. J.
Dean at Kalispell, Montana



Left: Garden of
Mrs. R. J. Whyte,
Chicago, Illinois

Right: The home
of Mr. and Mrs.
Claude Woolsey of
Columbia, Missouri



AUGUST, 1936

CONTENTS

VOL. XVI, No. 3

National Edition

Cover Design by Elizabeth Bradford			
On the Hearth of The American Home	Lewis Edwin Theiss	4	
American Modern	Harriet Sisson Gillespie	8	
Old Weather Vanes	Edna Deu Pree Nelson	11	
Why Shouldn't You Have a Small Greenhouse?	Marian C. Walker	13	
A Room for a Child	Ethel Owen Adair	14	
Gems from the Colorado Rockies	Claire Norton	17	
Early American—California Style		19	
The Accommodating Trilliums	George D. Aiken	20	
Early American—Massachusetts Style		22	
It Can't Be Done Except in August	Gretchen Harsbarger	23	
Heirloom Chairs for Small Daughters	Christine Ferry	24	
Plan House and Grounds Together	Wallace Wolcott	26	
Perfect Picnics for Those Who Hate Them	Agnes Moore and Betty Chidester	28	
Real Barbecues	Doris Hudson Moss	29	
Making the Best of a Rented House		30	
The American Home Architectural Portfolio, No. 20	Elsie Gray Starr	32	
Day and Night Play Room	Elinor Levi	36	
Another Garden Lesson from Our West Coast	Margaret Hall	38	
For Summer Arrangements		40	
To Help You Housekeep	Lissa Norcross and Emily Herzog	41	
The American Home Gardener's Album, No. 8		42	
A Bird in Hand	Marni Davis Wood	44	
The Cook's Family Album		45	
Right from Our Own Kitchen	Elsa Mangold	56	
Canning Hints from The American Home Kitchen		62	
Garden Facts and Fancies	Leonard Barron	65	



Home of Mr. and Mrs. Ormsby
Blanding, Sumter, South Carolina



Interior view in home of Dr. and Mrs.
Frank Anderson, Stafford Springs, Conn.



Home of Mr. and Mrs. Frank E.
Lush, Amityville, Long Island

LEONARD BARRON, Horticultural Editor

MRS. JEAN AUSTIN, Editor

CHARLOTTE EATON CONWAY, Associate Editor

Published by the Country Life-American Home Corporation, W. H. Eaton, President-Treasurer, Henry L. Jones, Vice-President, Jean Austin, Secretary, Executive, Editorial and Advertising headquarters, 444 Madison Avenue, New York. Subscription Department, 251 Fourth Avenue, New York. Branches for advertising only: Park Square Building, Boston, Mass.; Peoples Building, Chicago, Ill.; A. D. McKinney, 915 Olive St., St. Louis, Mo.; W. F. Coleman, Henry Building, Seattle, Wash.; W. F. Coleman, 111 Sutter Street, San Francisco, Calif.; W. F. Coleman, 903 Union Bank Building, Los Angeles, Calif. Copyright, 1936, by the Country Life-American Home Corporation. All rights reserved. Title registered in U. S. Patent Office.

"If you want the truth—

—go to a child." And the old saying is certainly true, isn't it?

Here was the case of a young woman who, in spite of her personal charm and beauty, never seemed to hold men friends.

For a long, long time she searched her mind for the reason. It was a tragic puzzle in her life.

Then one day her little niece told her.

* * *

You, yourself, rarely know when you have halitosis (unpleasant breath). That's the insidious thing about it. And even your closest friends won't tell you.

Sometimes, of course, halitosis comes from some deep-seated organic disorder that requires professional advice. But usually—and fortunately—halitosis is only a local condition that yields to the regular use of Listerine as a mouth wash and gargle. It is an interesting thing that this well-known antiseptic that has been in use for years for surgical dressings, possesses these unusual properties as a breath deodorant. It puts you on the safe and polite side.

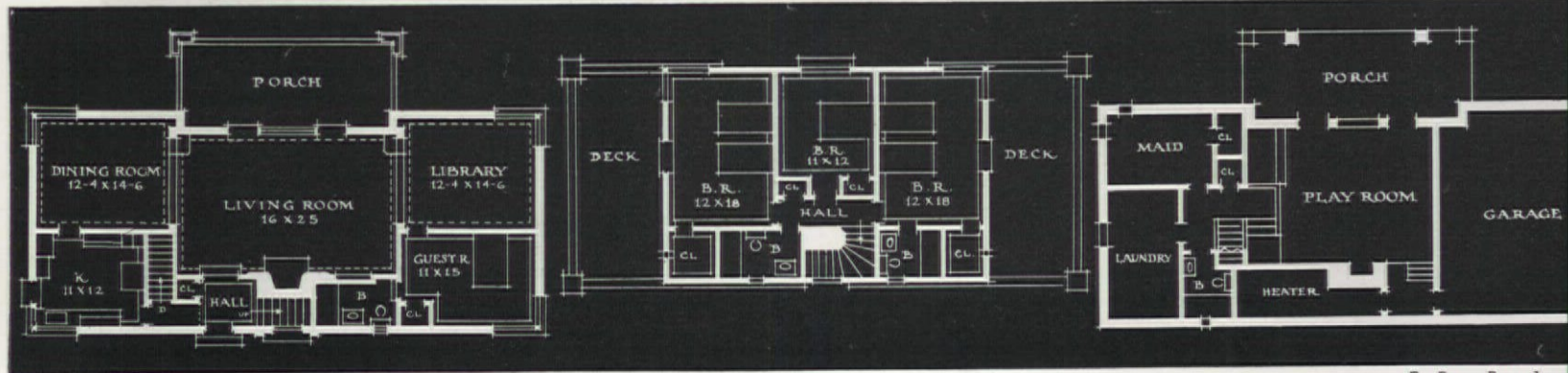
Listerine halts food fermentation in the mouth and leaves the breath sweet, fresh and clean. The entire mouth feels invigorated.


Get in the habit of using Listerine every morning and night. And between times before social and business engagements. It's the fastidious thing to do. *Lambert Pharmaceutical Company, St. Louis, Missouri.*



For HALITOSIS use LISTERINE







Harold Holiday Costain

AMERICAN MODERN—a rationalized type

CESSIVE simplicity and dramatic effect register indelibly the pleasing fusion of a fusion of classic and modern in this charming dwelling in Scarsdale, N. Y., designed in the 20th century tempo by E. Dean Parmelee for Miss Gertrude J. Kelly, a well-known contemporary interior decorator.

At this time protagonists are contending for and against almost every form of modern art, both layman and craftsman alike find it difficult to chart for themselves a safe middle course. Not a few have already found their metier in the stylized formality of extreme realism. On the other hand, a large and increasing number are still honestly seeking a theme, not incompatible with the old tradition invested with the fresh glamor of the new vogue. In this example of American Modernism a rational adaptation of ultra-modernism embodies the best elements of classic and modern.

In the evolution of this home done in a new medium, an interesting side light is the fact that the decorator, formerly a traditional stylist, and the designer who still held allegiance to old tradition, worked together in perfect harmony during the course of its construction. Though the difficult assignment, the architect handled the task so adroitly as to satisfy both the demands of thought and practice. Without discarding old forms he was able to create a new mode which, while it bears the stamp of tradition, also savors distinctly of the spirit of our times.

Though mentally alert to the ultra-modern appeal, Miss Kelly preferred to

express her contemporary urge in terms of moderation and restraint, her desire being for "a modern house; nothing hard or extreme, yet one expressing the potentialities of the new deal."

As Mr. Parmelee explained, "Miss Kelly came to me with definite ideas as to the style of house she preferred but with no notion as to the form it was to take. In other words, she was an ideal client. On one point we were in hearty accord from the start: not to build anything for oddity's sake as most modernistic designers seem to think necessary.

"Following a conference in which the size and number of rooms and their general disposition were determined, I set to work to devise a plan to meet all practical requirements and, at the same time, to express the modern elements of beauty. The result I believe speaks for itself. I am frank to say there is room for improvement, but that applies to everything I have done. On the whole I feel fairly well satisfied and I am particularly gratified that Miss Kelly is thoroughly pleased and has said she 'wouldn't change a thing'."

Being artist as well as decorator, Miss Kelly very wisely chose a picturesque site on an eminence among the rolling Westchester hills. From every angle enchanting vistas arise. Vari-colored roof tops carpet the ascending slope and at the back of the house the land drops abruptly away, the valley widens to reveal the Empire State tower rising wraith-like on the far horizon.

In charting his stylistic course the architect frankly refrained from making an easy appeal to the eye by employing brick

This intriguing house in Scarsdale, N. Y., is meeting the needs of those who are honestly seeking a style not incompatible with old tradition yet one wearing the fresh glamor of the new vogue in design and decoration HARRIET SISSON GILLESPIE





veener, painted white, in lieu of the more popular concrete as a building medium. Yet he used no adventitious aids other than the following of stream lines of fashion to give it the modern slant. In the mass he fashioned the walls up to the second story sills of brick facing. Above this point they are of metal formed for effect of rust resisting iron ribs. The roof is of metal and the sturdy chimneys of brick are painted white like the walls.


By stressing the horizontal lines of the window groups, stepped sills, flat dented cornice, and deep over-hanging roof, he accentuated the modern flair for sharp contrast. The black accents of window frames silhouetted and the openings, along with the sharply defined ever-green planting lent the composition the emphasis of the new technique.

A gravel drive leads up from the public highway and encircles the house. A stepping stone path embedded in the terrace leads to the classic recessed doorway, the latter lighted by a single panel of stained glass in the prevailing yellow and green of the lighting scheme.

The lighting throughout the house, mostly of the diffused type, is interpreted in a frankly modern manner by Maurice Heaton. In the living room, reached from the small hall, an inverted pyrou is hung within an inch of the ceiling, to allow of a little spill light to filter through. All fixtures are of chromium finish and half cylinder in effect to give a crisp impressive sense of form and unity.

The first item to hold the eye on entering is the flexibility of the floor plan, involving as it does, a large living room on a slightly lower level than dining room and library at either end. The black linoleum floor covering, so beloved of modernists, is broken in the living room by an all-over star repeat and in the dining room by a border design of stars—both very effective.

A smart accent in the ensemble is the white



facing of risers to steps leading down from the rooms, relieving the black and forming a unusual and effective contrast.


The decoration is Directoire combined with the contemporary. And this brings in Miss K whose exquisite taste and pleasing personality is a potent factor in the success of her modern home. For while the designer assumes all responsibility for the architectural aspect, he frankly admits the fact that so far as aesthetic value goes, only the decorator is competent to speak.

This young person is an extremely versatile young woman. Not only is she a contemporary interior decorator who is master of her materials but, apart from other accomplishments, is also by way of being a skilled designer of modern furniture. As interpreter of the vogue she expresses her contemporary urge by employing modern fabrics and smart new weaves so as to lend the cachet of modernism to her forms. Her flair for color is expressed in brilliant vermilion accessories, coral and red-velvet in chair coverings and cushions, in glint of metallic effects, or the glitter of glass low coffee tables. Following this tendency she achieves distinction by upholstering chairs in leather and novel new textiles.

The living room keyed in modern feeling for its chef-d'œuvre a stunning cast stone fireplace banded with monel metal, representing the last word in modern architectural design. It is a mirror echoing a view of the lovely Yorkchester hills. Doors on either side of the opposite window lead to a little balcony embracing a view of the terraced gardens.

Here walls are covered in soft canary yellow and corduroy velvet drapes, almost a chartreuse hang over white Venetian blinds with ties of orange-red cord and tassel. Connoting the modern trend is the furniture among which a low deep sofa done in beige gray doe pack fabric keyed to the deep pile modern rug.

[Please turn to page 11]



The dashing Currier and Ives sulky that never ventured beyond the stable roof, now strikes a proud pose in the wall niche of an ultra-smart apartment. Courtesy, American Folk Art Gallery

Old weather vanes on entirely different business


THERE WAS a time when weather vanes were supposed to serve the sole purpose of indicating changes in wind. The horseman elevated a racing horse of metal over the stables of his country estate and, impractically placed though it was, it was ostensibly a vane. Over the stock farm a replica of a thoroughbred cow or pig or some other barnyard animal swung with the changing currents of air. And when from church steeples the lusty crowing cock challenged the elements, he was watching the tide of the wind and making an honest report.

Today the weather cock and his contemporaries continue to keep their vigils over public buildings, churches, and homes, but many of the older examples have moved into more exclusive circles. They have become socially minded and taken on the degree of decoration; the weather vane pig is in the modern parlor, right up on the chromium mantel or enameled window ledge, poking his nose into modern conversation about ethics and psychology and a stock market with which he, for all his knowledge about stock markets, has never before heard. The dashing Currier and Ives race horse and sulky that never ventured beyond the stable roof until now, strikes a proud pose in the wall niche of an ultra-smart apartment.

The demand for these early examples of vanes as decorations is very active. Up the staircase of the modern town house with its gray, black, and silver tones one will see these fowls, animals, and figures, standing in specially constructed niches. Cocks, mounted on handsome pedestals are sometimes used at the curve of the staircase, just back of the newel post—an appropriate decoration for the narrow hall that cannot be easily furnished or decorated. Others are assembled for use as silhouettes for garden walls, or mounted on standards for use in gardens or as fountain pieces. They are sometimes placed on shelves against a very large window where their outlines make an interesting picture against

the light, or set on a shelf at the very top of a high opening between two adjoining rooms.


Modern rooms are particularly well suited to these old pieces. They are simply designed, there is honesty of carving or casting, and they have a decorative value that happily combines the old with the new, melds the past with the present, and gives,



Today's weather vane

The weather vane pig is in the modern parlor, poking his nose into conversation about ethics and psychology, and the proud cock guards the curve in a staircase that leads above. Courtesy of American Folk Art Gallery and Edith Van Boskerck

EDITH VAN BOSKERCK



Gabriel was chosen above Michael and his cohorts for weather vane designs and underwent many different changes

American Folk Art Gallery


On our own early public buildings are some remarkable vane designs: the Grasshopper Vane on Faneuil Hall, Boston, is an example, and one which has been used often by manufacturers for reproduction. Catalogues of some of the old makers' vane designs illustrate a variety of the banner type weathercock as well as handsome, crested and spurred cocks, but they have a wide assortment of original designs. Perhaps because animals are themselves good barometers, these old catalogues show signs of dogs, cats, cows, barnyard fowls. Superstition has many beliefs about animals and weather; if cats sneeze it is a sign of rain, while before a wind they wash their faces, scratch a wall or post. Cattle are said to turn up their noses and sniff the air, or lick their forefeet before a rain, and a hedge hog builds its nest contrary to wind. The choice of early vane designs is still

in some instances, a needed note of comedy or relief in a too dramatic interior. Certainly a well-fed white pig cannot be taken seriously, even in a setting gravely perfect, and the alarmed expression and stuffy figure of a fireman in his tight 1860 model breeches, has the effect of an old caricature. In fact, some of these old vane designs are just that, caricature in metal, amusing decorative pieces.

All of which builds up evidence against the weather cock as being the unromantic wind-recording instrument it has pretended to be. No one really believes that the vane perched on a house has the utilitarian value of one placed where it can be seen from a window—a vane mounted on a standard and set in the garden or backyard would be more useful. It is doubtful if anyone wishing to know the direction of the wind would run outside and look at the vane; instead one would be much more likely to stick one's head or hand out a window or door, or watch the shifting leaves of trees, shrubs, or swaying grass.

As a matter of fact the weather vane has always been a symbol of an idea. Early banners or vane designs flew from the houses of nobles, noting valorous deeds; they were a badge of knighthood and were decorated with a coat of arms or the emblems of noble houses. There is romance in their history, a romance that has fascination, a carry-over of the glamour of adventure from the past when knights were bold. Replicas of the old banners or vane designs may be seen in many old paintings by the masters; there is a weather cock woven in the famous Bayeux tapestry.

Practically all churches use the symbol of the cock as a weather vane, and it was this type of vane that was first introduced into America during the Colonial period. The cock has always been the most popular example of vane. During the Middle Ages this was so and it continues to lead. On old South Church in Boston and on an old church in Newburyport are cocks said to have been brought from London to




Courtesy of J. W. Fiske Iron Works

America in 1756. Curiously enough, the oldest church in England has for a weather vane not a cock, emblematic of watchfulness, but a great medieval key called "The Key to London." This is St. Peter's Church, situated on the site of the Roman Legionary Camp where later was founded the city of London, and it is a striking departure from the precedent set by the cock, the usual choice of designers.

even if sometimes ridiculously conceived and a surdly executed.

It was probably the influence of war periods that produced designs astonishingly unlike the stereotypical patterns of the early makers of vane designs. Symbols and figures made their appearance in weather vane designs. Some of these were designed with sincerity and certain sculptural understanding; the

[Please turn to page 6]



Todhunter

Eagles, drawn from life, banners, barnyard fowls—weather vane catalogues offer versatility of designs; of them symbols of the ideal of the days of knighthood



Why SHOULDN'T you have a small greenhouse?

The pleasant damp air and rich smell of the earth cling to your nostrils. The very sight of the spread of those gay flower heads there and the foliage of plants, that reach so shiny green and glossy toward the glass, tease you with a sense of your own loss. Yet you say to yourself, "Could I learn how to manage a greenhouse?" You can—and what is even more you can afford one!

MARIAN CUTHBERT WALKER

EVEN the beginner can get somewhere with a greenhouse, provided he has a good working program. After all, he will want to do two things with this indoor garden of his. He is ambitious to have as luxuriant an array of foliage and flowering plants as is possible in these very propitious conditions of moisture and heat. That is his present concern. But he realizes, too, there is a yearly cycle of activities and that a planning for the future is always necessary. There is no standing still in a greenhouse!

If he has had garden experience he knows that all beauty of growth depends on discovering the individual needs of each species. For soil, moisture, when to water, correct temperature, the control of insect pests are

subjects with which he can easily become familiar. One horticulturist, talking to a class in gardening, said, "It's just not intelligent to plant anything without knowing about it first. Go easy on your nursery purchases. Study and observe." This is excellent advice.


The new greenhouse enthusiast discovers that a medium temperature range from sixty-five to seventy degrees in the daytime and fifty to fifty-five at night will make possible the most extensive selection of plant material. This will, of course, eliminate tropical subjects that luxuriate under warmer conditions and, therefore, would not be happy here. On the other hand, Violets and Carnations, he learns, need an extremely cool temperature and so are grown separately. But while those gor-

geous bloomers—Cinerarias, Cyclamens, Calceolarias, and Primroses—really prefer a cooler temperature, they will accommodate themselves to flourish at the northern side of a medium range house. Roses are more difficult, but if placed at the warmest corner will bloom there. The Hybrid Teas with their sturdiness, compact height, and repeated bloom are the most satisfactory of all.

When the greenhouse is started in the autumn there is a wealth of ordinary garden material that its inexperienced owner can lay his hands on at once. This gives him a breathing space. Annuals, which he has forehandedly planted in pots from the first, are now ready to be brought indoors, while here and there about the garden are those plants of retarded



Herman C. Cuthbert



A ROOM FOR A CHILD

ETHEL OWEN ADA

means healthful living and happy play

"How do you keep Bill and Mary so interested in home life?" earnestly inquired a guest while visiting in a suburban home where contentment seemed to reign.

"It is rather a long story," confided the hostess. "You recall that we lived in a small apartment up-town so Bob would be near his work. There, it was necessary for Mary to share our room and neither she nor Bill kept regular hours for sleep. The only place for them to play was in the corner of the combination living room and dining room. Their blocks, books, and skates were always scattered and the house was never in order. As the children became older, Bob and I realized that the apartment, even though it was near the office and our friends, was arranged only for the comfort of grown-ups. After talking it over, we decided to move here where we would have more room and pay less rent."



F. S. Lincoln
Woven of undyed and of natural dyed wools without harmful chemicals is a nursery rug blocked into one-foot squares of toy pattern. Firth Carpet Co.



For the old-fashioned little girl nothing could be quicker than a spool bed, picturesque antique accessories, and ruffled curtains, against a background of wallpaper with Staffordshire figures. Imperial washable paper.

Easy to clean is a felt backed hard surfaced Quaker for the nursery blocked with nursery rhymes and games. Armstrong Cork

A young boy would be thrilled with a room planned around a built-in bed, with a drawer underneath for his special treasures, shelves at the end for books, and a little alcove beside it for trophies and souvenirs. In the home of Dr. and Mrs. Wade Harker, Oak Park, Ill.



Jessie T. Beals



A double-decker bed is a feature in the Future House nursery in Horticultural Hall, Rockefeller Center, decorated by R. H. Macy & Co. Inc. The color scheme is white and yellow. Below, an alcove for the child's bed is gaily papered and flanked with shelves for toys and books. The Children's Book Shop




G. W. Harting

car fare. As a result, the children are contented to play at home, regular sleeping habits, and my housekeeping problems have cut in half. In fact, the whole family has gained by the change." It anchors in children a profound interest in home life, and to provide a wholesome physical environment for growth and development are basic goals in family life well worth attaining. One of the desirable ways of obtaining both objectives is to fit the

A plaid wallpaper, ruffled curtains, quilt bedspread, and simple rug make a restful and airy seeming nursery for a young child. Imperial washable wallpaper





In red and white, this furniture with its plaid elephants would make any infant happy! Furniture from The Simmons Co. A double-deck bed is something that will appeal to the adventurous spirit of all children! Lullabye Furniture Corp.

home for a growing family and if possible to provide each child with a suitable room. Such a room provides a healthy comfortable place to sleep and a cheerful happy place to play. When a room is fitted to meet those two needs, not only health and training problems, but housekeeping problems as well are then partially solved. *[Please turn to page 100]*

A very natural waxed birch finish is an excellent background for silhouette decorations in bedroom furniture that includes a desk-and-chair unit. Storckline Furniture Corp. Below, room in home of Mrs. John E. D. Rhorback, Glen Ridge, N. J. Murals by O. Krawse; blackboard set in the door.





CLAIRE NORTON

GEMS from the Colorado Rockies

Most known of the floral gems from the Colorado Rockies is the Blue Columbine, *Aquilegia coerulea*. This charming flower has had considerable popularity in the garden-world. It is grown wherever Columbines are loved and is carried today by almost every nursery dealer, East or West, which is not surprising, when the exquisite beauty of the blue and white flower and tractable habits of

the plant are taken fully into consideration.

The flower itself is large, measuring three or four inches across, and the graceful spurs of blue are long and shapely. The flowers are carried in profusion on eighteen-inch to two-foot tall stems above a mass of delicately cut foliage. Even out of bloom, this foliage mass is an excellent peacemaker for other flowering plants generally used for garden borders.

Many are the floral gems of the Colorado Rockies. If the few representatives shown here arouse your interest to extend your acquaintance with natives that are so truly America's own, then this story will have served its purpose well



Photos by Mark Norton and A. Haanstad

At top, the lovely Blue Columbine, state flower of Colorado. Directly above, the well-loved Pasque-flower and, at left, the Easter Daisy which nestles into a border

The plant may be successfully grown anywhere if a few simple factors are borne in mind. Coming from the mountains it requires a peaty soil or a light garden loam well enriched with humus. It likes, too, partial shade with an equable moisture supply, and does exceptionally well under deciduous trees where it can revel in the sun of early morning and late afternoon but be protected from the direct rays during the middle part of the day. Given such a situation, there is no reason why it should not settle down for a long and enjoyable stay in a garden away from its mountain habitat.

Probably next in popularity with garden makers of the East are the azure Sages, *Salvia Azurea* and *pitcheri*. The former species grows up to four feet in height, and during August and September produces



From the spruce forests hail these two "easy doers" the Elkslip (top right) and the creamy white Globeflower, just above. The Sand or Star-lily (right) a delightful very early white spring flower for the rockery

large open panicles of pretty sky blue flowers in the greatest profusion. Almost a month later the Dark Azure Sage (*Salvia pitcheri*) comes into bloom. It is more branching than *azurea* and has deep gentian blue flowers. Both are of value for the gray of their foliage and when grown in masses at the back of the border are without equal. Unlike the



Columbine, these plants hail from the arid plain at the foot of the Rockies and prefer a rather le dry soil in a full sunny position.


Colorado Rock Daisy, *Melampodium cinereum* is yet another floral gem whose merits have been recognized by Eastern gardeners. This is a delightful rockery or rock wall plant of dwarf growth. Its silvery foliage is almost hidden from spr

[Please turn to page

Clematis eriophora, with its silky, urn-shaped blossoms in blue and bluish-violet, is recommended for rockery and border

EARLY AMERICAN — California Style

*The home of
Mrs. Samuel R. Dabney
in the hills of Montecito*



*Photographs by
Karl Obert*

out of doors is a natural concomitant of the California house, and as usual this one is no exception to the rule. Massed flowers give color to the owner's cottage and are in memory back to Cape Cod

Not all of the early settlers of California chose to adopt the Spanish style of architecture for their homes. Many of them, emigrating from New England, preferred to recall the familiar style of former abodes when building in the new region; sometimes even to the extent of shipping the required lumber all the way around the Horn. While not so well known as the adobe house, there is much charm to be found in the occasional example of what might be termed, and rightfully so, "Early American-Californian."

One such, recently constructed by Mr. and Mrs. Dabney, a simple ranch house of boards and battens, is an admirable interpretation of the transplanted frame buildings of those

bygone days, designed with an eye to efficiency, comfort, and seclusion. Surrounded by twelve acres of nearly virgin land, were it not for the many live oaks, one might easily fancy oneself on the East coast, rather than the West.

Facing the mountains, in the form of a U, it rambles around a generous patio which again most appropriately is grass, instead of tile or stone, according to the Spanish habit. A brick wall across the front ensures privacy, and the resultant enclosure is virtually a delightful outdoor living room.

There are two houses, to be exact, for in the larger are found the main living rooms, dining room, kitchen, and servants' quarters, as well as a wing for the children. Beyond a

[Please turn to page 48]



GEORGE D. A.

The accommodating TRILLIUMS

In August the fruit of the Painted Trillium, dotting the needle-carpeted forest floor with specks of dazzling scarlet, should remind us that it is nearly time to plant the bulbs of this accommodating family if their blossoms are to be enjoyed the following spring. Trilliums begin their growth so early in spring that autumn planting is

Late August to September is the ideal time for planting. Above, *Trillium grandiflorum*, probably the best known of the family. Increases rapidly in rich, moist, shaded locations. Right: Typical of the stemless Toad Trilliums, *T. sessile californicum*

ALTHOUGH some species of *Trillium* are to be found in most of the wooded sections of North America, and there are about a dozen species, yet no one community is favored as the natural habitat of more than a few of them. This, however, need not deter one from planting all of them, for it has been my experience that they are all very hardy and quite adaptable to the same locality. With the exception of the Painted Trillium, they appear to take kindly to the rich hardwoods soil of the beech and maple forest, but the Painted Trillium is quite insistent on very acid conditions and is on more friendly relations with the Clintonias and Bunchberries than with the members of its own family. Consequently, it is most often found near evergreen trees.

From late August to September is the ideal time for planting, for the new bulbs are then mature. Planting depths vary somewhat in accordance with the species and type of soil, but generally two to three inches for the smaller sorts and four to six inches for the larger ones will suffice. After planting, a light mulch will prevent them from being thrown out of the ground by the frost.

Propagation of Trilliums is by two methods: increase from the bulb and by seed. Growing from seed is a slow process, but most species,

if set in rich, moist soil, will increase quite rapidly from the bulbs—particularly true of Snow Trillium and Prairie Trillium. The Painted Trillium, to be different in still another way, appears to make little or no increase except from seed.

Although here in New England we have always looked upon the Hepatica as the first wild flower to bloom, yet for several years this distinction has been surrendered to a tiny Trillium which we secured from the Central States. This is Dwarf Trillium (*T. nivale*). Extremely hardy, it can hardly wait for the snow to go before forcing its stalk up to its full height of three to four inches and unfolding blossoms as white as the newly fallen snow. California offers us a pink counterpart of this Dwarf Trillium, called Trillium rivale. But, to be frank, the bulbs I secured did not produce as pink flowers as I had hoped for.

First among the eastern Trilliums to open is *Trillium erectum*, known commonly as Wake-robin, Bloody Benjamin, and Purple Trillium. But it seems to be indifferent to what one calls it and grows serenely among the spring beauties: Bloodroot, Troutlilies, and the unfolding fronds of Maidenhair and Wood ferns. A strong grower, often forming thick clumps, the stout stems attain a height of twelve to

eighteen inches, bearing large flowers of blood red or, rarely, pale yellow. Some find the odor of Wake-robin obnoxious; this may be a wise provision of Nature, for if such a lovely flower were also delightfully fragrant, it might very likely be the point of extermination.

The *Trillium declinatum* of Gray seems to be the same as *Trillium pendulum*, Pendant Trillium, as it is called in Ohio and neighboring states. It is a beautiful combination of strength and daintiness. The stems grow as strong as the Purple Trillium, but the slender blossom stems bear daintier, lower petaled flowers in a semi-nodding position. The color may be snow white or rose pink, and white flowers with pink centers are not uncommon. This species blossoms after the Purple Trillium and Snow Trillium.

The Snow Trillium (*T. grandiflorum*) is probably the best known of the family, and has been planted in gardens extensively, increasing quite rapidly in rich, moist, shaded locations. The blossoms are also much improved under cultivation. A native of the Adirondacks, it is quite gregarious and in sections literally covers acres of woodland with its snow white blossoms. In planting this species it should be remembered that it is one of the first to ripen its seed and die during the summer, often disappearing completely by mid-July. Many freakish forms of Snow Trillium are found. Sometimes they are called and again it is not unusual to find plants

The Dwarf Trillium (*T. nivale*) can scarcely wait to unfold its white blossoms above the dead leaves in earliest spring

is a broad green band up the center of each petal. As the petals of now Trillium turn pink with age, many people, seeing them at age, think they have found a new species.


ere is, however, a real pink Trillium, native to the southern Ap- nians. It is the Rose Trillium (*T. stylosum*) and is one of the to bloom. A pale rose pink, with reddish stems and leaves, it robust than the other tall growing species but, nevertheless, is ly hardy under northern conditions.

lding Trillium (*T. cernuum*) is very shy. Indeed, she is so shy he is not easily found in the forests of Northeastern United States, ome. And if you do find her in bloom, her white blossom will be ed in bashfulness, or is it penitence? No, I don't believe any am ever did anything for which to be penitent.

l now we come to the prodigal of the family, Painted Trillium ndulatum). Not only does his taste differ as to soil conditions, but ed Trillium does not make colonies from roots as a rule, but grows itary specimens, usually, but not necessarily, among the Spruces emlocks of the Eastern states. The stems grow from eight to four- nches tall, with reddish leaves and pink-striped white flowers, are somewhat smaller than the flowers of Purple Trillium. A r distinctive feature of Painted Trillium is the fact that the top ot die down till September, and the scarlet seed pods enliven the ugust woods with their color.

ides the species of Trillium I have mentioned, there are several known as sessile, or stemless species, from the fact that the blos- have no stems of their own, but are borne directly from the axils three leaves. Best known among these is probably Prairie Trillium ecurvatum), a native of the Central States. A medium grower,

[Please turn to page 64]



Photographs by K. D. Rockwell

At left, below, the rare pale yellow form of *Trillium erectum*, an exquisite variation. The Painted Trillium (*T. undulatum*) has solitary habits and seeks acid soil



EARLY AMERICAN — Massachusetts Style




Hanson & Walsh

The Wellesley Hills home of Mr. and Mrs. Arthur R. Fisher



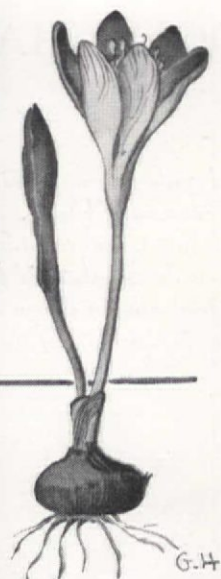
"Twenty Trees," the appropriate name of the home illustrated, is stained a dark tree bark brown, with antique blue-green trim, and has a unique doorway studded with brass nailheads. The three views of the living room show the oyster white plaster walls with pine paneling, beams, and trim; the brick fireplace laid herringbone-wise; and the simple casement cloth curtains. The dining room has a red and white toile de Jouy paper with fine New England furniture



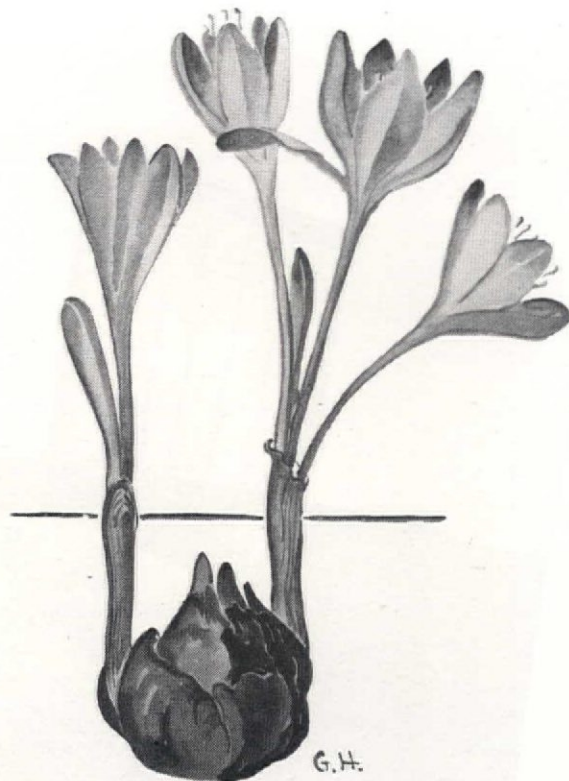
IT CAN'T BE DONE —except in August

Story and drawings by
GRETCHEN HARSHBARGER

Here is a select quartette of very showy, most desirable flowers that must be planted in late summer because the spring flower is dependent upon growth made before winter sets in. So get busy now! Left, Crocus or True Saffron. Right, Colchicum that flowers despite everything. Center, Oriental Poppy that awakens in August, and Madonna Lily



G.H.



G.H.

August there's a very human tendency to lean on our hoes, or even sit in lawn chairs, for hours, enjoying the fruits of our earlier labors. We're apt to get absent-minded, or even purposely to overlook the fact that certain plants must have attention given them, then or never.

Madonna Lilies, Autumn Crocuses, and the Meadow Saffron (Colchicum), are temptingly arrayed on the shelves of our catalogues still waiting for us to take them, or whether they are in our gardens. Transplanting, can be handled safely in August. So take a deep, patient breath, and see what should be done.

You've never owned a patch of lavender in your garden. A Crocus (*C. sativus* and *speciosus*), which is rippling in the gusty wind, you see under some at once. They bloom in late August and on into October, ignoring the frosts, and the discarded brown leaves lift down, trying to blanket them for the winter. Their plump, seemingly delicate blossoms dash courageously out into the desolate landscape and cheer the whole place with their dancing color. A frost may come along and take a few blossoms, but more will bob up to take their places.

Usually the Crocus cannot bloom, and you are left with that drift of highly appreciated color, unless you have had the forethought previously to order and plant them! They have time to form some roots. They are very tiny, so do not plant them very deep. A 1½ inches will do, and make their bed deep so that they will have good drainage. If you tuck them in among some trailing cover plants, you won't need to give them much thought from one autumn to the next. Colchicum looks like a large Crocus, but is really of another family, the Lily family. The Crocus claims cousinship to the Meadow Saffron is a very delicate bulb, which will bloom when it is ready, whether it has been planted, or not! Put it in a shallow bed of water, or even leave it lying on the ground and it will burst the blooms. Of course, a plant without nourishment will exhaust itself, but if you plant it outside afterward, it will collect its strength through its spring growth.

In the garden blooming, plant the bulbs in a shallow bed, in deeply prepared, rich, loamy, sunny soil. Your reward will be a pink, or orchid bloom in September,


but with no foliage then. That comes in the following spring. There are varieties in white, pink, and lavender. The bulbs are very hardy, and increase rapidly under cultivation.

The Oriental Poppy, gypsy queen of June, takes a vacation during July and August, and disappears from our gardens. In September she will start to grow again, sending up a rosette of evergreen leaves. If we are to have success in transplanting, we must take advantage of the dormant period, and act quickly.

While the Oriental Poppy is one of the healthiest of all perennials, there is some danger of water standing upon the crown through the winter, and rotting it. Therefore, when we plant the fleshy tap-root, we should provide a sandy soil, and mound the dirt around the plant so that the water will drain away. The winter mulch should go around under the leaves, rather than on top of them, for, being evergreen, they keep on breathing all winter.

There are many exciting new colors and forms in the Oriental Poppy, and no longer is the name synonymous with orange. A charming little dwarf variety is the clear, un-marked, pink Watteau, while a more spectacular pink, both in size and in color pattern, is Wunderkind. Henri Cayeux, is one of the surprising new true lavenders, and if you can't believe that there is such a thing as a lavender Oriental Poppy, be sure to have this one, but put it in the semi-shade if you want it to hold its color. Blooming far ahead of the main parade, is the very double, very hardy, fluffy orange Olympia. You'll want at least a few of these newer Poppies, along with the trusty standard variety. There is a good white variety, too, Perry's White.

The thoughts of Madonna Lilies, are all tangled up in our minds with visions of June, and blue Delphiniums. Luckily for our dreams, these fragrant white Lilies like precisely the same kind of soil, air, and sunshine that the



G.H.



G.H.

[Please turn to page 66]

HEIRLOOM CHAIR

Selected from a group assembled under the auspices of the Woman's Educational and Industrial Union, Lowell, Massachusetts, and entered in a contest, sponsored by Samuel Cabot, featuring needle-made upholsteries for diminutive pieces of furniture. Originality of design and in the stitchery detail were factors in determining the



FIRST honors went to Harris P. Mosher for the needle-made upholstery of the old English high chair depicted in the illustration far left. Of fine mahogany, it is a family heirloom, passed back several generations, which she herself had purchased when first becoming acquainted with the intricacies of table service. Its peculiar interest in the combined table and chair connected one above the other, as illustrated, or used individually as the owner advanced to the dignified life of self-service.

Second place was awarded to Miss Nancy Cabot for the needle-made upholstery of the quaint little red painted chair at the left. Cushioned with a piece of an old red velvet bedspread, it is most fully embroidered in black and red crewel wools. Both in design and the manner

First honors went to Mrs. Harris P. Mosher for this old high chair and exquisite stitchery


small daughters

STINE FERRY

For her granddaughter's tiny old black Windsor chair, Mrs. John W. Bartol made a seat pad of creamy linen crash, bound and tied in place with red tape, and ornamented it with a design reminiscent of the life of story-book Kim—a gaily caparisoned elephant, palm trees, and desert landscape—all delicately worked in outline with varied colors, shown at right




Photograph by George H. Davis Co.



This and the elegant miniature bergère illustrated on the opposite page at the top were entered by Mrs. I. Tucker Burr

val are appealingly quaint and definitely naïve. still another type of early New England spindle-back Mrs. Samuel H. Pillsbury developed a slip cushion of point, adapted from a design of French origin in A B C bar, and tailored it with bright red cord matching the of the elephant's colors. It is at top left of facing page. her Goose provided inspiration for the decoration of the pholstery on a high back chair carved in the Gothic man- ictured above. The Old-Woman-Who-Lived-in-a-Shoe, iding Hood, and many other childhood favorites are all y portrayed with the needle on the neutral background. I. Tucker Burr was represented by two products of her each quite different in character from the other. One of exhibits was a Colonial mahogany arm chair of much y, styled in the manner of the eighteenth century cabinet- s, which she upholstered in needlepoint copied from a e in a child's story book (at right). The other was a small h century bergère of carved walnut and cane, for which de a cushion of striped taffeta ornamented with the picture r bride and her attendants, adapted from the cover of a h magazine and most cleverly executed in appliqué with f silk, lace, ribbon, and beads, all done in pastel tones reflecting the antiquity of the delightful old bergère. vely chair we show at the top of the opposite page.

PLAN house and ground together



WALLACE WOLCOTT

HAVE you ever thought of planning your home right from the corner stakes on the front line to the corner stakes on the rear? By doing so your house plan can flow out into your garden and provide you with additional living space there. Instead of building the house first and then trying to make it fit on

the lot, let us rather plan them together so that they make for better operation as a unit.

In carrying out any scheme the first consideration is always that the house be well designed. Next, that the planting and surroundings make a proper setting for the house, and that both together give the impression of a pleasant place in which to live.

But in addition to this suppose we list under living requirements living room, dining room, living porch, and a garden in which you actually sit. The latter should open pleasantly one into the other just as a living room and a dining room do. For service there is the kitchen, front hall, service entrance, garage, and garage drive for which to provide. These should work perfectly but should be designed to look well. Let us definitely include and plan for in ad-

vance play space for young and old. I am one who objects to an occasional velocipede on a front walk or even in a living room. In a well-schemed house there should be definite play space allotted both inside and outside. So why not an outdoor room for a box, slide, or jungle gym? Plan also a utilitarian garden with coldframes and not, instead of putting these things just anywhere. Inside the house there might be a work bench and if a playroom can be worked in easily, so much the better.

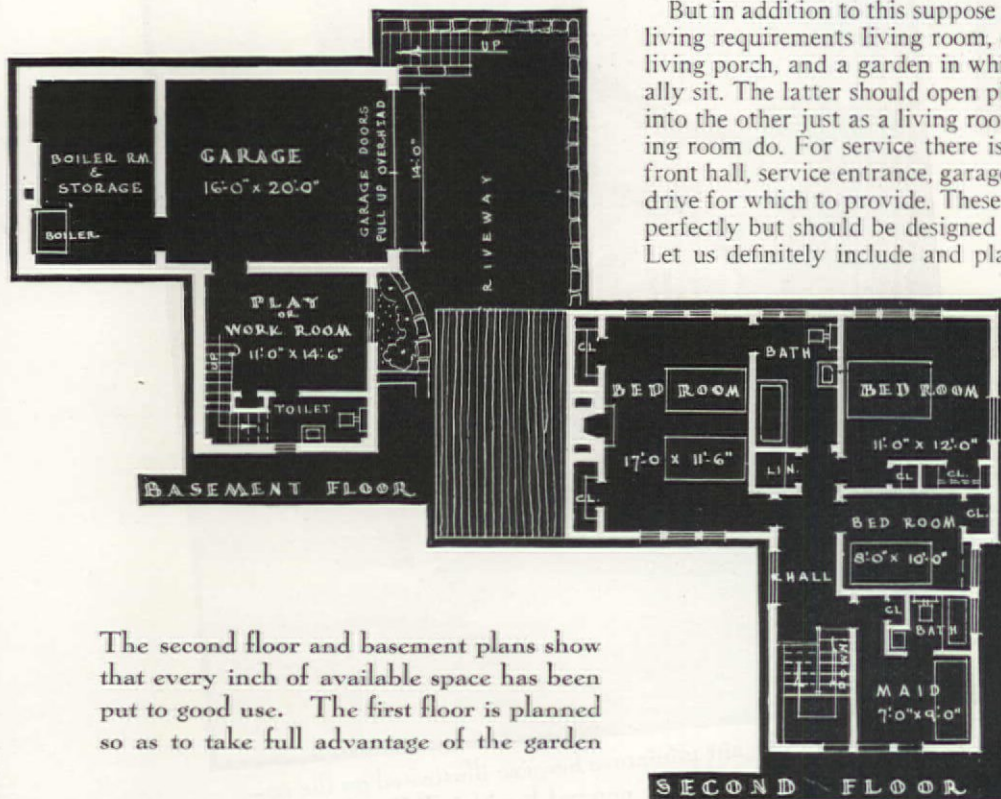
This isn't so simple when you are limited in size of plot and pocketbook. For that reason let us take a typical American lot 80 ft. x 120 ft. and design an economical house for such a plot, including many of the things we have been talking about.

Come up the flagstoned walk into this informally half-timbered house. On a 100 ft. x 100 ft. lot this simple little house runs down contentedly into its lawn and hedge. Its half timber work, wavy shingle roof, hewn oak window lintels are stained and weathered gray-green which harmonizes with the warm flesh colored stucco.

The house is quite as charming inside. The windows are large, giving a light, cheerful look to wavy plaster walls, while the half-timbered woodwork is waxed and polished.

The living room-dining room arrangement is particularly desirable in a small house. The rooms strive to look as spacious as possible. The bedrooms would prove pleasant to live in.

Imagine yourself looking out the grouped windows; every outlook is into a pleasant garden. From the living room pass to the living porch, which is one to be sure you would enjoy, screened as it is by a hedge and shrubbery yet accessible to the lawn and garden alike. The garden shown may seem rather ambitious for such a small plot but the intention is actually to use it—to sit in the summer house, to walk on the lawns, to a garden which flank the pool in the side garden. This is quite possible if one



The second floor and basement plans show that every inch of available space has been put to good use. The first floor is planned so as to take full advantage of the garden

Before actually starting to build, consider the house and grounds as a whole—only in this way will you be assured of perfect unity and complete satisfaction in every respect

the trouble of planning it carefully in complete detail in advance. Here is the play space and the garden on either side of the centralamental garden. These are separated by well-trimmed hedges, and in n are walled in along the property line by barberry hedges. This type planting is quite in keeping with the style of the house, and when once blished will grow yearly into a luxuriant setting. Since this garden ce is so easily reached from living room, dining room, and porch, it is ily to be used, and it will not develop the usual rather dismal, unin- sting backyard appearance.

et us look at the kitchen. If a kitchen is not efficient, it is not a good hen. All equipment has closets built below to the floor so there are no ward places under which one has to sweep. Above all dressers, range, igerator, etc., are cupboards which go to the ceiling, thus making for ness of appearance, as well as providing adequate storage space. Pic- yourself working in this kitchen. Imagine looking out of the windows ou wash dishes, and think of the economy of steps when preparing a l where everything is so convenient. You might furnish the kitchen as odern room if this appeals to you.

ow for the upstairs. Here we have two large bedrooms—a small room, for a child, a large bathroom, plenty of closets, place for linen and the om, maid's room and bath. Study this arrangement in plan. We could





SIDE



SIDE

The first floor and planting plan



REAR



FRONT


Drawings by the author

use wallpaper on these rooms and paint the woodwork bright, cheerful colors that will make it sunny here even on a rainy or dark day.

The garage is in the basement and notice how the garage doors lift up overhead when they are open. There are several garage doors of this sort on the market, and are proving most convenient and popular.

The garage opening is left wide, since there is a turn in the drive at the entrance to the garage. The usual garage door is eight feet; our opening is fourteen. On a larger lot with more space for a turn you could use this as a two-car garage. There is a playroom and storage room as well as a basement toilet on this floor.

Looking again at the plans as a whole, you find little space that isn't usable. There is cross ventilation in most rooms, while the rooms themselves are of a good shape and size. Structurally the house is sound in every respect. It should build well—and wear well.



PERFECT PICNICS for those who hate them

AGNES MOORE and
BETTY CHIDESTER

Do you like to eat informal picnic food, and eat it out-of-doors? Do you? Do *you*? Well, there are three of us, anyway, and three's a crowd. Now all we have to do is to convince all the other people and that won't be hard, for here's a group of out-door meals, selected by the trial and error system. Follow the rules exactly and the unwilling victims will come begging for more. Here are some general rules for all smooth-running al fresco meals, managed without servants:

1. Let the guests do *nothing* either in preparing or serving the repast.
2. If possible, have one other person besides the hostess plan and serve. This means less work for the hostess, and above all avoids confusion, that bugbear of the picnic-hater.
3. As all these junketings are planned for six people, the hostess could easily handle them alone, but the coöperation of the Good Little Goblin Friend, means that one person looks after only two others. Of course, for a larger group, just "proceed as in multiplication." It's all very simple.



I. THE INFORMAL OR QUICK DIP PICNIC

You live at the seashore, or you have a cabaña there, or perhaps you have a swimming pool on your grounds somewhere. Unexpected or invited guests will be delighted with the following:

Very hot tomato soup
In a tall vacuum bottle
Chopped green pepper and mayonnaise sandwiches

Be sure to make the soup with milk, not water. Have the bread the thickness of the usual sliced loaf. Butter, remove crusts, and spread with mixture of chopped green pepper and mayonnaise, piled quite thick. Have plenty of these two foods (all the vitamins are there, dear friends), and plenty of cigarettes. But be warned: don't try to carry

these sandwiches more than a twenty-minute walk or ride; they get soggy, and your guests won't come again. Assuming, however, that all has gone merrily you may now branch out and offer a more important form of entertainment, and we suggest the following:

II. LITTLE EXCURSION

Scene: A wooded glade.

Characters: Hostess; Friend to hostess; Four picnic-haters.

Properties: Two automobiles, several small camp chairs or rugs and cushions, linen tablecloth, 6 forks, 2 knives, paper plates (2 sets), paper napkins, china or waxed cups with handles for coffee, and glasses without stems for cocktails.

Action of the play: Hostess and friend ride about the countryside, within an hour of home, and select, ahead of time the place for the luncheon: a place with shade, but enough sun not to be damp. The ground must not slope too steeply, or the guests keep sliding into the lunch. There must be no poison-ivy, no poison-sumach. They invite the guests for a definite hour to meet at a stated place. They put all the luncheon things into the back of *one* car, and arrange so that no one sits in the back of that car to see or put foot on the food. After arrival at the grove, there follows:

The banquet:


	Cocktails	
	Potato chip appetizers	
	Fried chicken	
	Deviled eggs in nests of lettuce	
Pickles	Bread and butter	Olives
	Fruit pie	
	Coffee	

For the cocktails, tomato juice is always good, but if you want a more uplifting one, we offer a specialty of our own, the

Look-before-you-leap

$\frac{1}{3}$ lemon juice
 $\frac{7}{8}$ gin
1 jigger grenadine to every six cocktails

Shake well over ice, and pour into vacuum bottle without the ice. This cocktail carries well, and holds its quality for several hours.



For the appetizers, mix cream cheese with little onion juice, pack in glass jar, and spread on chips at the scene of this outdoor repast.


Prepare the eggs-in-lettuce (in a deep chicken dish, dears) and the pie the day before. The chicken is nicely browned that morning, each piece wrapped separately in waxed paper and packed in a *basket* (the air blows through the cloth, tableware, and cocktail jug, another basket. The bread is taken as a sliced loaf, and the butter in a pat, and buttered wanted. Cream is carried in a bottle and mixed beforehand in the coffee.

If only the hostess and friend take the things from the car and arrange the cloth, rugs, etc., the feast is a delightful surprise to the picnic-haters, and they are converted before the picnic is over and begging for another.



III. THE HIKING OR BIKING LUNCH

Do you like to take your little journeys on the hoof or in the saddle? In either case, here is a menu, suitable for knapsack or handle-carrier, and a cool day. Wrap up a bar of sweet chocolate and an orange, and place the bottom of the knapsack; fit in an enamel plate and a metal knife and fork. Put a pickle in a waxed paper envelope and wedge it into a corner. Now, you Climbers and Coasters, comes the surprise! In every one of the knapsack put a pint vacuum bottle of boiling hot lamb gravy. On the top of the heap of sandwiches of cold lamb are placed. The bread is buttered on both sides and there are six slices of meat. Open it out, and pour on the gravy!!! The vacuum bottle in every one of the lunchkit contains either lemonade or water to be drunk from the bottle top; six pints of liquid for six people. Can you wait to get your athletic costumes and start trekking?



V. A TISKET-A-TASKET, A GREEN AND YELLOW BASKET

Collect six of the small baskets such as the Easter bunny brings to the five and ten cent store every year; decorate each with a bow of gauze ribbon and also trim up a large wicker waste basket, for *this* little party stays home. If it is a balmy day or evening, eat out-of-doors. If not, it's just as much fun indoors, or on the porch. Give each guest one of the bunny baskets, and let them sit or recline in the Roman manner on sofa pillows around the centerpiece, which is the decorated waste basket on the floor. As you explore downwards into your own little basket, this is what you will find in the way of goodies:

A large paper napkin, paper plate, and two forks, tied together with ribbon. Then a round cardboard container holding strawberries with the hulls on, and a small quarter size paper cup, with powdered sugar. Put the hulls back in the cup, and put the cup (you've guessed) in the waste basket. Now, dig down and find two thin, separately wrapped and ribboned sandwiches, one plain bread-and-butter, the other chopped olive and mayonnaise, and add to these a paper container of lobster salad. Here's a little package of salted nuts to eat with these, and then in the very bottom a simply elegant thick *flat* slice of chocolate fudge cake. A pretty set of glasses and pitcher to be put on a side table for lemonade, or coffee can be served from the kitchen in cups, and these, dear hearts, will be the only things you can't throw into the waste basket at the end of the party! While, of course, the colorful little baskets are most suitable for this purpose the same idea may be carried out with wicker baskets if baskets are not available.

Now, lest we seem to have neglected the personal touch for anyone in the family or community, *here* is a real he-man repast that will definitely please the "Popper."



THE PLU-PERFECT OR STEAK SANDWICH MEAL

Take two beautiful five-pound porterhouse steaks—Heavens, how our mouths water! But first: Take a large-size galvanized pail, and have your plumber cover it with small-mesh chicken wire, leaving the handle free, of course, and the top open; a small hole cut in one side for the bottom and covered with wire provides a draught for the little stove we are making. Next cover the outside and inside with bestos cement. The pail will still be a pail, but the sides will be a couple of inches thick. You have a perfect portable stove, and a charcoal fire

in it will cook in any wind, anywhere, and the device will last a lifetime. If your plumber can't make one, we know one who can and does. They cost about five dollars, and while there is a similar all-metal gadget on the market, it has to be *washed* and ours never does. This picnic can be given anywhere on your grounds. Ask two people to cook the steaks. Each steak serves six. Cook one steak at a time on an old-fashioned gridiron over the red-hot charcoal (about fifteen minutes). Have a card table with an oilcloth cover near the pail, and on this an enameled tray larger than the steak, a carving knife and fork, salt and pepper shakers, butter in a dish. At another table the cook's helper butters the split hamburger rolls, laying twelve halves, each buttered, on another enameled tray. This the helper brings to the carving table and the cook lifts the cooked steak to its tray, carves out the bone, and slices the steak in finger lengths, slightly on the slant. (It chews better that way). The end of the steak is not used but reserved for family hash, later. Two slices of steak are placed on a half roll, and the tray passed round to the guests, who select their sandwiches. Meanwhile on another table, which may be most artistically decorated are piles of paper plates, a bowl of salad (cole slaw), dishes of pickles, olives, nuts, and especially a platter of whole tomatoes stuffed with cold fresh corn, cut from the cob and marinated with French dressing. The cook puts the second steak on to cook while the first is being carved, so "seconds" are ready in time. Dessert consists of ice-cream cones; buy the cones, dish the ice cream with a round scoop, and serve to guests in a home-made carrier, made by punching holes in the top of a round hat box cover, decorated to suit.


Need we say coffee, coffee, and again coffee, either in a Silex, and served in waxed paper cups with handles or brought down from the house in a big round vacuum jug? The dishwashing is practically nil: a couple of big peach or apple baskets, painted in bright colors, used to carry down the rolls, can be turned later into scrap baskets, and the salad bowls, etc. are nothing compared to the dishes from an ordinary dinner. Most of the meal can be prepared the day before, and allows of as much artistic background as the purse and taste of the hostess permit. The last time we gave this picnic we served for thirty, using three pails, three teams of cooks, and the party progressed smoothly, and ranked as a major social event. While this selection of food appeals particularly to the male guests, it usually proves very successful for a mixed party too with appetites whetted to a knife-keen edge by old Mother Nature.

Oh, we nearly forgot! The cooks are always provided with those ducky white work gloves with blue wristlets, from the five and ten cent store, to save their lily hands from the hot grids and pails.

Oh yes, and the lady who gave this meal for thirty got a new fur coat from her husband for Merry Christmas! Thus do one's good deeds come back to reward one. Would you rather have mink or sable?



Sketches by Helen Park



Demarest

Neatly packed in its own case is the "porto-grill," a handy thing to keep permanently in the car so that you can "obey that impulse" on a moment's notice and have your steak or chops out-of-doors. Lewis & Conger

REAL BARBECUES

DORIS HUDSON MOSS

THERE is, perhaps, no more maligned word in our American vocabulary than *barbecue*. It is familiarly used on glaringly painted shacks on highways—but, oh horror of disappointment and shades of true Western hospitality, meat badly seasoned and indifferently cooked over coals is not traditionally barbecued. The very word, which has come down the years from Spanish usage, brings warmth



Almost as thin as the proverbial dime is an ingenious contraption, compact when closed, and making a picnic table with four seats when opened. All steel, with moisture-proof top. All Metal Card Table Co.

to a Californian's heart—it is a word scented with the aroma of feasts and the warm earth, and mellowed with the sacred rites of hospitality. It is a word dear to the heart of a Californian, and in almost any sheltered garden one may find an outdoor grill, and on most any rancho, a barbecue pit.

In past years, guests arrived at the barbecue riding spirited and beautifully saddled horses, on mules, in coaches, or in buckboards. Today, they may come by plane or motor or possibly in buckboard or on horseback. But they all

[Please turn to page 51]




Chipless, bendless and dentless is flatware of Allegheny Metal, the perfect thing for picnics or informal meals at home. Immune to rust, no polishing necessary. Macy's



Burr A. Ch...

Making the best of a rented house



To overcome the nondescript wallpaper in the living room strong colors predominate in rugs, curtains, and accessories. Blue chintz was used to complement the maple beds, above

IF YOU are a proud home owner that is one thing. You are free to choose just the decorations you want for walls and floor and ceiling, to select lighting fixtures yourself, and have the interior of your home just as you wish it, from start to finish. But if you are renting, that is quite another thing. Landlords are often disinclined to make decorative changes, and if you have a short lease, sometimes it is not practical to undertake them yourself. And so it is a matter of taking things as they are, and thoughtfully planning a decorative scheme that will bring out the best in your furnishings and fade out the worst features in the backgrounds offered you.

In their little brick house in Weymouth Hills, Massachusetts, Mr. and Mrs. J. M. Walters have solved this problem with outstanding success, it seems to us. The house they rented had a lovely large living room



we show two views. Its proportions, its supply of windows, and nice architectural detail in the fireplace and its flanking cases are its assets. Its liability is its script all-over wallpaper in neutral foliage pattern, the sort of thing in general use a good many years ago.

Mrs. Walters bravely overcame what has been a handicap by introducing strong colors in rugs, curtains, and accessories, so that it is they that hold the attention completely. Gay hooked rugs on the floor or introduce not only charming, livable but pleasant pattern as well. At the

The charming simplicity of the furnishings in the dining room completely offset any discordancy that might be created by the too flowery pattern of the wallpaper



In the rented home of Mr. and Mrs. Walters in Wellesley Hills, Mass., the owners have planned their colors carefully to bring out the best in their furnishings and to fade out the various liabilities of the house itself to which they fell heir

windows, red and yellow calico curtains set a proper tempo for the Early American furniture. At the end of the room partially separated by the wide arch, shelves against the windows are filled with a number of pieces of brilliant dark blue glass, introducing that emphatic color touch in the study end of the room.

The dining room had an all-over flowered paper in a dozen different colors, of which one was blue. With all this pattern, Mrs. Walters uses a very simple window treatment, and accentuates the blues with fine old pieces of china. The drop-leaf table and little Early American chairs are perfectly at home.

Another flowered wallpaper covered her daughter's bedroom, and here again blue is the key color. A charming little boudoir chair in blue chintz, blue petticoat on the dressing table, and other touches, in accessories, offer just the right color complement to the maple beds and little desk table.



Gate to the home of Sor Levien in Beverly Hills, California, which has been used as a "set" in motion pictures.


The entrance to your "castle"

IF YOU are tempted to look up the genealogy of your modern service gate, which should swing noiselessly on its hinges to admit the butcher, the baker, the candlestick maker, you will find its great great grandfather in Old Testament times, where the gate occupied the


most prominent part of the city. Kings in purple and fine gold stood in these embrasures to administer justice and broadcast proclamations. Later, the Romans contemptuously battered down these fortifications and left in their places triumphal arches for us to marvel at

and to admire for their majestic beauty. When fortifications were no longer necessary, gates became important as architectural works, and fortunately today they are ornamental rather than protective. We, in the present times, turn our imagination and


ELSIE GRAY STARR





Left: Entrance to the olive garden, California Institute of Technology



Left: Garden gate of Travis house at Williamsburg, Va. Below: If you wish a brick wall in spite of financial better judgment, this is an inexpensive arrangement of brick laid on edge and with hollow core. Second-hand brick may be used for this purpose—then covered with whitewash







The gate at the right leading to a Pasadena garden combines wrought iron in an extremely simple scroll and straight bar design with whitewashed brick pillars. Charm is given to the wooden swinging gate below by the cut-out conventional flower pot motif as ornamentation. It fairly seems to say, "Won't you come in?"



The two white picket fences in the center are at the residences of Samuel W. Browne and Charles Fenno, respectively. L. Harvey Hare was the landscape architect.




Other California gates also are shown on the right. The arched top is particularly suitable with a high wall. The other combines wood and ironwork in effective fashion.




Broad, low picket fences lend themselves to our adaptation of the French, English and Colonial cottages.

The gateway of Beverly, a plantation on the Eastern Shore, Maryland. The design and great hewn posts are reminiscent of old English work



opposite page, upper left: An old
rite from Pennsylvania makes a
eful background for a planted
en and a screen against the
way. The masonry may be brick
ell as stone, and if you cover the
ets you will see that the lower
ion is a unit complete in itself



Quite dramatic and standing as perfect
sentinels are the evergreens at this gateway

ances to the simple garden type rather
to the splendid wrought iron gates
med of and created by a Cellini or a
iel Yellen of our own time.

is the little closed gate, of course, which
the voice of the tempter, as we stroll about,
hbook in hand, trying to visualize a gate
h will fit our needs. The closed gate se-
us to lift the latch and give a gentle push
the hope that it may swing open to dis-
to our appreciative eyes some new world
arm and mystery—fragrant flowers, the
ery of shady paths leading to restful seats
e one can drop down to enjoy the luxury
d outdoor privacy, which has become as de-
e as privacy indoors. Here we can quiet
angled nerves with the sweet beneficence
r flowers and trees that we have ourselves
ed and watched grow. It is not selfish-
to build walls about our gardens where

A picket fence may vary from a sim-
ple row of sticks to one elaborate and
intricate in design. Here a happy
medium gives decorative emphasis to
posts and graduated gate picketing

through its gates our friends and strangers,
too, are welcomed and where tea can be served,
or a book can be read in pleasant seclusion.


Each type of dwelling calls for a different
enclosure. The frame, the cottage, or the
bungalow demand a lattice, wire, or picket
fence over which vines can be trained. The
more pretentious house asks for a sturdier
wall and gate; but all should be in keeping,
and should lure and tempt the passerby with
visions of pleasantries that lie just beyond.

Photographs by
Elsie Gray Starr
George H. Van Anda
Ph. B. Wallace
Joseph B. Wertz

Sketches by Llewellyn Price

DAY AND

PLAY ROOM




A stage at one end of the room provides an outlet for the thespians, and on either side are small but most convenient dressing rooms

GO AROUND the clock with us in the family play room—a play room by day, a game room by night—a room which is constructed to meet the needs of the youngest members of the family and expands to meet the hobbies and interests of its oldest members. This is a room in which the whole family can be creative, play, and be happy, a meeting ground for friends and fun.

Have you some space in your attic or possibly in your cellar, or over the garage which is absolutely waste space, because in its present condition it cannot be used? Let us show you how many and varied interests of the family can be served by simple remodeling and planning by those who have imagination and feeling for the development and unity of family life.

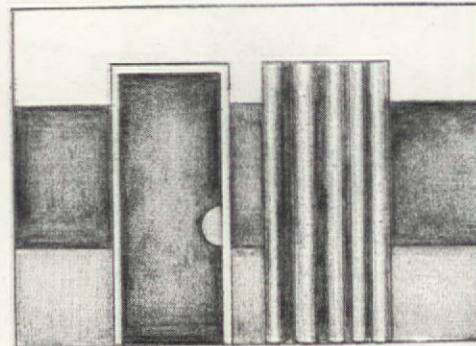
Generations ago the family was united by a joint task. Family unity was achieved as the weaving of the cloth progressed at the spinning wheel by the fireplace. In the modern home the need for play space has been intensified because we moderns achieve family unity through the happy hours spent together in play.

Variety of interests is one of the psychological principles which this room considers




Around the Clock in the 24-Hour Convertible Room:

- 9-10 Mother's gym class—good for reducing
- 10-12 Current Events Club meets
- 12- 1 Lunch and siesta—necessary after strenuous morning.
- 2- 3 Flute lesson for Junior
- 3- 4 Rehearsal of the puppet show



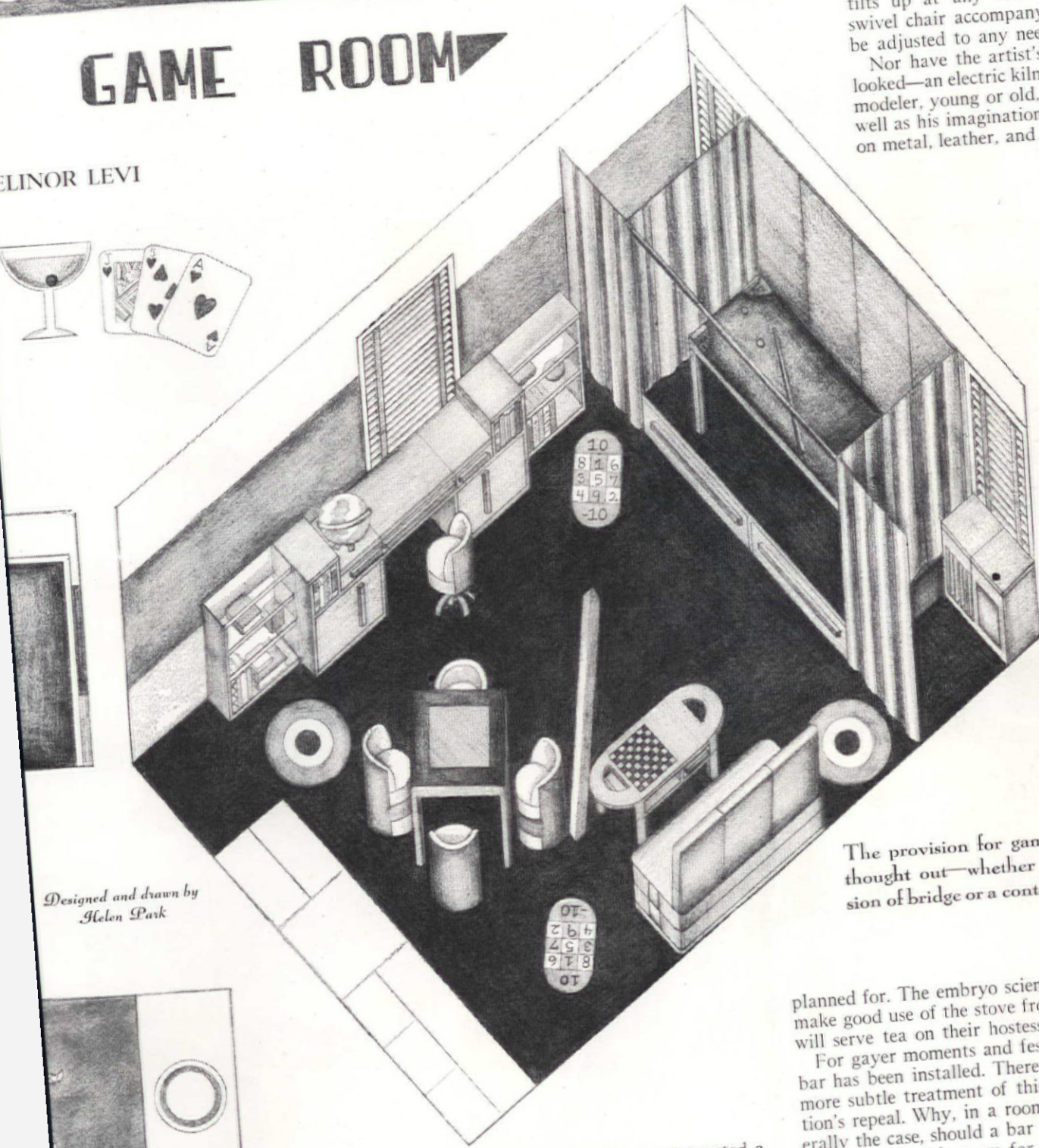
- 4- 5 Kiln and printing press in action
- 6- 7 Radio program
- 7- 8 Lessons for tomorrow
- 8- 9 Badminton
- 10-12 Duplicate bridge
- 12- Dancing, cocktails, etc.



NIGHT

GAME ROOM

ELINOR LEVI



Designed and drawn by
Helen Park

in its plan. For dramatic interest we have constructed a stage. The floor of this stage unhinges and in it we find benches on rollers, safely stored away, to be used by the audience so necessary to every thespian. On either end of the stage are two dressing rooms for the young actors. How practical these are as powder rooms for dad's and mother's guests at night. We add to the back of the stage a movie screen and behind it a blackboard, necessary scenery for the production or useful for scoring a badminton game when needed.

At the left and right of the stage and along the side walls are built-in cupboards serving many purposes, the radio enclosed on one side and the Victrola on the other, invaluable properties for good dancing as well as necessary orchestra for plays or movies. Here, too, we find a glass-enclosed cabinet for the collector, whether it be

the philatelist or collector of butterflies—a museum dear to the heart of our young naturalist or a storehouse for his dad's hobbies whatever they may happen to be.

Those editorially minded have in this room a printing press by which to express themselves, while those more interested in photography have been supplied with a dark room and sink. Another novel feature is the high desk which can also be used as an easel, since the top tilts up at any convenient angle. The swivel chair accompanying this desk can be adjusted to any needed height.

Nor have the artist's needs been overlooked—an electric kiln is supplied for the modeler, young or old, to fire his work as well as his imagination. Woodwork, work on metal, leather, and other mediums are

The provision for games has been well thought out—whether it be a quiet session of bridge or a contest of shuffleboard

planned for. The embryo scientist, chemist, or cook will make good use of the stove from which mother or sister will serve tea on their hostess days.

For gayer moments and festive occasions a concealed bar has been installed. There is "no bar to fun" in this more subtle treatment of this sine qua non of prohibition's repeal. Why, in a room of this type as is so generally the case, should a bar alone be featured?

The use of this room for active games has not been overlooked. Another splendid feature of this plan is the availability of floor space for dancing and active games. Adequate storage space for play equipment has been provided with an eye to neatness.

The floor of this particular scheme is planned of dark brown linoleum, the game insets are of ivory, delft blue, and yellow. The inlay for deck tennis and shuffleboard forms an interesting design. There is a wide frieze of cork all around the wall, above which is a band of lemon yellow; below the frieze, delft blue. The furniture is all made of natural wood, the seats covered in leatherette. All lighting is indirect and enclosed. Practicability has not been sacrificed to aestheticism as the structure is simple, and the materials very sturdy and washable.



Another garden lesson from our West Coast

Outdoor sinks and flower arrangement, an old California custom which Easterners might happily adopt



Under a window, in the least possible space, was contrived this basin for Mrs. Wiman, small but satisfactory

MARGARET HALL

WHEN Mrs. Austin was out here last summer, she told me there were two garden lessons Californians might pass on to the East and Mid-West, two things we did supremely well out here—one the use of potted flowers in our gardens, the other our outdoor flower sinks. The first lesson, she gave you some months ago, and now I shall endeavor to tell you of that pleasant morning pastime known as "flower arrangement," which has become so important and integral a part of our busy modern life. It does not require, in California, a special room as is customary elsewhere. Many women out here have an outdoor basin, in keeping with the style of the house, built in a secluded part of patio, loggia, or porch; and this, with an attendant closet or cupboard for necessary paraphernalia serves the purpose excellently, and eliminates an untold amount of litter finding its way into the house.

Mrs. George P. Steedman of Montecito, a former president of the Garden Club, has an irreproachable Spanish house, in which the use of authentic tiles is well known; and the tile motif has been carried to the flower basin, which stands in a corner of a courtyard, accessible to the garden.

Mrs. Charles H. Jackson, Sr., had a problem nicely solved by R. L. Lewis, who





Above: at the Dabney place, the arbor is very gay, just enough white vies with green and some vivid Mexican colors. Top, left: the tiny bowl, with yellow apron against the back wall of Mrs. Aspinwall's house. The milk cupboard is a soft green

gns so much that is attractive in wrought iron. Because of
ous limitations of space, a narrow glass and iron table was
nged in a loggia, with the basin sunk at one end, and the
et attached to an outer wall. A cupboard painted canary
ow holds the assortment of vases, only a step away.

at a delightfully informal country house of the Monterey
e in Montecito, there is a bricked loggia extending across
back, which looks out upon the rose garden and badminton
ts. Here, Mrs. Lloyd Aspinwall has arranged one of the
t enchanting spots for doing her flowers that one could im-
e. Ingenuity being, as she so frequently is, the handmaiden
conomy, an ordinary kitchen basin was adjusted in a tiny
niche, girdled with a scalloped tin apron, and crowned with
onze bird faucet. At the left an old Pennsylvania milk cup-
d holds tools in the drawers, and vases below.

ne house of the John T. de Blois Wacks is dignified, like those
panish cities, and at one side of the patio, there is a tiled
e with curved cement basin, flanked by the closet for sup-
, and opposite a glass and wrought iron table. Quite open
ne air, and yet protected by the balcony which runs round
leeping rooms above, this is a tempting corner for reflections.
e Mrs. Edward Cunningham's, the architecture is that of a

[Please turn to page 52]




Photos by
Sherwood Hall


Top: the ingenious little sink and tray of Mrs. Charles
H. Jackson, Sr., showing the vase cupboard. Above,
in the Wacks' home beautifully colored tiles are used

Above, left: at the edge of Mrs. Cunningham's garden,
which has a very Old World air, this corner serves for
the flower arrangement. At left: the Persian cats and
Chinese jars lend interest to Mrs. Turnure's basin

FOR SUMMER ARRANGEMENTS




Below, a flat chromium tray ideal for modern arrangements of flowers. Revere Copper & Brass Inc.




Above, three copper containers joined together for the indoors or out-of-doors window sill. Carbone, Inc. Right, glass container on marble base. Vermont Marble Co.



Below, left, a simple column of chromium for tall flowers from Revere Copper & Brass Inc. and a slightly flaring bowl in plain and frosted crystal, charming for roses, from the Fostoria Glass Co.



Above, a shallow flaring bowl of Kensington ware and, below, a sparkling crystal bowl and matching candlesticks for a summer table, from Ovington's



F. M. De



The two crystal above, both from Fostoria Glass Co., accommodate long and short-stem blooms respectively.

TO HELP YOU HOUSEKEEP

LISSA NORCROSS AND EMILY HERZOG



Next time you give your lawn a drink of water, why don't you feed it, too? Just adjust a can hose on your flower beds, and when you turn it into the soil to enrich the roots of trees or shrubs. Or you can use a new sort of beetle-killer head of fertilizer, if your garden is afflicted with scourge of Japanese beetles. It will destroy the pests feeding in the dark underground. It is safer to poison in this way than to sprinkle it on top of



the ground, for there is no arsenate of lead dust to blow around or be lapped up by your dog. The sprinkler, with one can of beetle-killer, costs \$3.95. Beetle-killer refills are six for \$2, while the fertilizer is moderately priced at six for \$1.60.



The Alaska Triple Vac ice cream freezer has an open spoon aerating dasher which makes four-minute freezing possible. This exclusive feature gives a superior delicacy and smoothness to your ice cream. The high and narrow can also makes for faster freezing. All the gears of the freezer are covered—thereby removing all chances of pinched fingers. The Alaska ice guard keeps the ice and salt from getting in the can containing the ice cream mixture.



If you are apt to be "jittery" when you wash the windows, we have discovered a back-rest very soothing for your nerves. It is a window seat which fastens to the sill, so you can sit comfortably in your window while you scrub the outside of your panes. You feel just like the rider in a rumble seat. Even powerful Katinka can use it, for it's guaranteed to hold over 400 pounds. Its price is only \$1.98, transportation costs included.




The Hamilton Beach Iceless Freezer is run by electricity and slips into the freezing compartment of your refrigerator. It makes smoother ice cream than the tray frozen variety because all the little ice crystals are whipped out by two wooden paddles that revolve in the aluminum container. Any wall or light socket provides power for the freezer. The refrigerator door closes securely on the flat rubber cord supplying electricity to the freezer motor without injuring either cord or door fittings. Once in the refrigerator this iceless freezer doesn't need watching, for the motor stalls safely when the mixture has reached the proper consistency.

There's no mess involved in re-tiling the bathroom the new way, by means of tile that locks metal strips placed like a checkerboard on the wall. You don't have to rip the plaster out at all. Just nail or screw the metal "tracks" on the old surface and the tiles, grooved on their sides, snap into place. You can't get a glimpse of the metal when it's finished, and there's none of the untidiness of the cement job. An added advantage for all you renters: if you move you can take your tiles down and move them with you.



This new Westinghouse adjustable and portable base electric fan is going to be a welcome addition to every home this summer. Due to its variable height mounting, it can be raised or lowered to any convenient height. It has a standard Westinghouse high speed motor and the blades are of Micarta, especially designed for a maximum of air circulation with a minimum of noise. An eight-foot rubber covered cord with soft rubber plug are included as standard equipment. The base and lower part of the column are finished in bronze krinkle; the upper part has a copper oxidized finish and the fan blades and guard are smooth bronze.



Cracked and spotted ceilings can be re-done without any plaster work, now that the new decorative joinings for ceiling wallboard have been put on the market. If your old ceiling is an eyesore, why not put up this board that looks just like plaster? You can give it the effect of frescoes, by covering the seams where boards meet with relief mouldings and rosettes of elaborate or simple nature, depending on your taste. It's a twin brother to plaster in appearance, but this kind of board won't crack or show moist spots after a rain and, of course, there's no danger of bits falling down.



This practical and convenient shoe rack features a new continuous toe guard. Shoes cannot fall off when the rack is fastened on a swinging door. It can also be fastened to the baseboard or wall. It is adjustable from eighteen inches to thirty-two inches long and will hold four pairs of men's shoes and five pairs of women's shoes. May be had in polished chrome plated finish or highly polished nickel plated finish.


The convenience of garbage disposal—efficient, easy, and economical—is available at last to farmers in rural spots far from the garbage-collector routes. It's in the form of a new concrete incinerator, sturdily built along square lines, into which you dump your waste every day although it only burns it when the receptacle is two thirds full. Because of its design this rustproof and flameproof incinerator dries out the waste, while choking off odors. It confines the ashes so that they can blow out during the burning process, and you can continue to dump things in while the burning's going on. For \$31.50 you can do away with the whole business of burying garbage or having it hauled away to a dump while waiting for garbage collection. The incinerator will last a lifetime.



Save your hands with these soft leather garden gloves. A new type washable glove made of specially processed lamb-skin, so soft and pliable that they permit almost barehand freedom. So comfortable to work in and absolutely dirt proof—no grimy hands emerging from these gloves. Tough and durable too—in fact they will outwear half a dozen pairs of fabric gloves. Wear them not only for gardening, but for all household tasks. They come in three sizes for women and two for men.



At last, a wall-to-wall floor covering which does not put a dent in the family pocketbook! It's a broad gauge felt, used either as the actual finish of the floor or as a rug. As a finish, it can be cemented down over a piece of linoleum paper felt and you needn't have hardwood under it at all, which means that for the price of the felt you get a floor and a carpet in one. As rug, it is so very much cheaper than even the cheapest plain carpet; when seamed no sewing shows. A 9 x 12 rug costs less than \$25; comes in thirteen colors.



Did you know that with one Larvex spraying you can end moth damage for twelve months? Well, you can. Just spray your clothes once with Larvex, leave them in the closet that way you always do and watch the moths start hunting for a new apartment to live in. Even if they come back to your house later, they cannot eat cloth that has been sprayed with Larvex. Evening clothes, light jackets, spring and fall coats—with Larvex you can keep them out all summer ready for parties, motor trips, or cool evenings with no fear of ravage by moths.

The products and appliances referred to here may be found in the large housefurnishing stores in your nearest city.

Berries: PANSIES: Transplanting Evergreens

Here, the strawberry jar is used for a different purpose—giving artistic composition to the somewhat emotionless succulents; Trailing Rosary vine (*Ceropegia woodsi*) harmonizes well with Kalanchoe and *Sempervivum*. Each tuber or bead of the *Ceropegia* will start a new vine. Charles Mason, Chicago, photographer



The need for real yellow, large sized, tall stature, Tall Bearded Irises lured Mr. F. H. Glutzbach of Lynbrook, New York. He had already given us

Myra Howard Dahlia, and at the Iris show in Radio City, New York, he excelled with a new seedling of buttercup yellow, 6½ inches across—a triumphant vindication of what an amateur gardener can accomplish



J. Horace McFarland Co.

This doesn't look much like a Chrysanthemum, yet so it is; glistening white to lilac, from the Arctic circle (*C. arcticum*) perennial, 15 inches high

NOTHING to do now August is here! Yes, August, the month of the three "r's"—repose, relaxation, and recreation. The tide of business affairs is at its lowest ebb and the weather conditions are not usually conducive to effort. All who can dodge labor now indulge light heartedly and with a clear conscience in doing as little as possible. August in the garden, to some, marks the end of the trail. Not much new to be done now, but plenty of realization of the efforts of the earlier months of the year.

But to the gardener August has also another meaning because August is indeed the beginning of a new era of activity. Verily, there is no rest for the good gardener—ever and now, while the world at large plays, the gardener finds challenges for work of many kinds looking toward a stimulating start, looking into the new season that is ahead.

Nothing to do? Only just a few time-serving activities, such as sowing seeds of perennials for next year's plants; transplanting of evergreens, lifting and dividing some of the most valued perennials; watering must be done; the climax of the season's growth is upon us for further attention to feeding; the hedges need shearing; the new crop bulbs from France are arriving and the advance guard of special offers are reaching prospective customers; strawberry beds must be trimmed up, so also the Raspberries and Blackberries. All these things are merely routine matters perhaps, but important.

the thirsty land

Thirsty plants and thirsty land will indeed be giving cause for worry to many gardeners during this sportsmanly speaking, "glorious month" but water is absolutely essential for the life of the plants. Think for a moment what water really does. It is only through the solution of nutrients in the earth by means of water that they can be taken up and made into part of the plant structure, and at this time of year the entire efforts of the season up to this date, to say nothing of the possible welfare of the plant for the future, may be dependent on the soil condition at this time.

Now, more than any other period, is the importance of humus in the soil brought to reality. If that humus—decaying vegetable matter is in the soil—water is held in suspension often in sufficient quantity to meet the actual needs of the growing plants, for the humus acts like a sponge in that it holds water but not so tenaciously that it will not be given up to meet a real demand. Now comes the test. If any large areas show signs of suffering from drought, make your plans to get vegetable matter turned into it somehow or other during the coming fall and winter, either by a growing crop turned under or by stable manure, leafmold, or whatever you have at hand.

too much of a good thing

Now, just because water is essential both for the land and the plant, there is a good deal of popular misunderstanding to how water should be given. It is far better to give it definitely to the land than to the plant. In the very height of summer heat and drought, overhead watering is often more beautiful than useful.

Artificial irrigation lends itself to bad effects, however, and the more misty-like the spray, naturally, the less water actually dispersed and therein lies the danger. A few hours of fountain display may not be nearly as good to the land as a surface flooding directly from the hose. It all depends. If you have underground irrigation installed, with vaporizing outlets at adequate intervals, so that the surface can be completely covered and the water is allowed to run almost continuously, the desired result will be had.

Before watering let the soil get reasonably dry—not dust dry, of course, but definitely dry, and then let the water in adequate quantity to soak it several inches deep. That is the ideal. Village ordinances may interfere and the water will not be available; therefore, the use of the mulch; surface covering of more or less open textured material to check surface evaporation. Peat moss does this provided it is wet when it is put in; grass clippings; buckwheat hulls—even sawdust, at times. Cultivating the soil with a hoe and keeping it pulverized accomplishes the result mechanically; the soil must not be continuously wet.

letting well enough alone

Still another thought of water. Woody as well as herbaceous plants have completed their growth for the season may perhaps be actually injured by feeding too much water. It arrests ripening and may even reverse the ripening process. Here is one of the troubles in the market border and one of the reasons why Tulips, and other bulbs that have given their glory in spring have grown ripeness during the early summer are now asking for rest and repose stimulated into a false growth. Water is deliciously. Water all actively growing, vigorous, strong-stemmed succulent plants but be somewhat sparing with slow growing hard wooded subjects. But a general practical rule is to water any plant at the moment first signs of flagging are seen.

So much depends on your soil. A dry, well-drained sandy soil will surprise you by the quantity of water it will absorb without even becoming damp. On the other hand, a heavy, retentive, dark soil will quickly fill up and may even

PERENNIALS: Harvest Time: SHEARED HEDGES

You cannot water by rule of or by a formula. The old-time re- the perennial question, when to a plant, still stands—"When the seeds it," and just when that critical t may be is largely a matter of ob- on and experience.

harvest time and seed time

to think of it, Nature's method is to sow the seed as soon as it is down to the friendly earth, the germination is made right then and harvesting the seed, keeping it in and handling it through the fall winter, and sowing in the spring is a violation of Nature's laws but it is a matter of practical necessity to various circumstances and conditions. We just get seeds at the moment they are ready for growing, or manufacturing, if we have to be organized industry. The seeds have to be harvested, seeds have to be packed and handled in various ways, and the channels of distribution must be followed. All this takes time but nevertheless there are certain advantages to be had from sowing seeds at the earliest possible moment after they are harvested. Progressivemen now offer many perennials for late summer sowing. The plants from such sowing are given a head start of several weeks—maybe a month—in comparison with the spring sowing. And, if you are harvesting seed of a particularly favorite strain of plant in your own garden, never delay sowing at any time they are at their best when fresh. The seeds of the hardy annuals, however, give you a new understanding of what plants may look like from late summer sowing seed beds; Cornflowers, Anemones, and all such. Of course you have noticed that the volunteer plants that pop up in some unexpected corner in your garden far out-distancing anything you had deliberately sown. The reason, of course, is that that particular plant got its start the year before it was sown as soon as ripe.

transplanting evergreens

it is still done, this transplanting of evergreens in mid-summer, and it is quite common except in the really Northern belt of the country. There, where winter comes early, although not preferable, fall transplanting may be done but the results are not so good. All the usually accepted evergreens—cone bearing or broadleaved, but particularly the former, have had a full

growing season in the early summer and now at the height of the season are ripening their growth. It is safe to move them when the new, young growth is rigid and "ripe" as the gardener calls it. One reason why you can move evergreens safely in the height of summer is that such plants are always moved with a large ball of earth about the roots. (What the nursery catalogs call "b&b"—balled and baled.) If the ball is big enough, obviously, the plant is not conscious of ever having been moved at all. In actual practice, some of the root ends are left behind but being moved with a solid mass of earth and roots combined, there is very little shock sustained and with the care that any one will give to a newly transplanted tree in the way of watering and mulching—and oh yes, staking—it has a good chance to live through. All this is not to say that August transplanting of evergreens is better than early spring transplanting before growth starts. By and large, early spring transplanting is the best by all odds, but we have to be practical. You can transplant in August those evergreens that have finished and half-ripened their summer growth.

some perennials - and pansies

There are just a few plants that everybody realizes are best handled or started in August. Would you have good pansies in the early spring of next year, or Violas, too, for that matter? You must have good sized root to develop when springtime comes. You cannot get that from springtime seed sowing outdoors but, by sowing seed now in a frame and transplanting during the fall, you can plant wondrous Pansy pictures in next spring. Those Pansies have been ripening seed for the last couple of months, you know, as have most perennials which must be planted in fall; like, Madonna Lily.

the sheared hedge

Some time in this period, after the zenith of summer growth has been reached, is the logical time to give the last shearing or pruning to evergreen and privet hedges. The effect of the shearing is to stimulate growth of latent buds, therefore, common sense suggests that this last shearing be done as soon as possible after the current season's normal growth is set because a new growth will be forced and that new growth unless it has time to harden and ripen may find itself too tender for early winter cold. Do not prune hedges late. Now is the last chance.



F. M. Demarest

Often it has been claimed that the Climbing Spindle-bush (*Euonymus*) is the best evergreen climbing vine and so it is in fairly cool regions where scale doesn't attack. From low trailing, low spreading to quite large broad-leaved forms, the varieties of *E. rudi-* are well known; the varieties *carrierei* and *kewensis* for rockeries and vegetus as a bush or hedge. Illustrated above is a section of the garden of R. T. Walker, Chappaqua, New York



One of the lesser lights among the passengers on the new Cunard-White Star liner "Queen Mary" was a bouquet of a promising new Hybrid Tea Rose to be introduced to the American trade by Dreer's of Philadelphia, R.M.S. Queen Mary is a full bodied, rich salmon pink, overlaid from the base with pure gold; fully double flower, graciously fragrant. Both as a florist's greenhouse and garden bush Rose it promises to do extraordinarily well. Be sure to watch for its coming introduction in the spring of 1938

A bird in hand is worth two in the butcher shop



MARNI DAVIS WOOD

AS THE cataclysmic moment draws near when the Bride entertains either of those two vital terrifiers of her universe, her mother-in-law or her husband's boss and wife, I suggest she put the little hot hand in mine, plan the menu, and then try it out once before the great



Sketches by Harrie Wood

day. When that does finally dawn, she should collect the scattered fragments of her brain and force them to function, brightly, if possible, but at least a little.

There are literally hundreds of simple menus that can be perfectly rendered by even the rankest of amateurs, in which class, of course, those who read my first blast in this general direction can no longer fall. Almost any broiled meat or fish can be handled exactly as you do the hamburger, and all vegetables, with the possible exception of parsnips and winter squash, are edible under the cream and butter treatment. Therefore we shall now progress to the formidable problem of a roast and its practically inevitable left-overs.

A chicken is considered by many the more difficult, while others hold to the meat school. Nevertheless I firmly believe that if you can roast one, you can also roast the other, fowl or quadruped. So for the very special company dinner, the boss and wife situation famed in fiction, or the equally appalling mother and father-in-law, buy a fine young five-pound roasting chicken and have it thoroughly cleaned. Make the butcher show you at least

two birds and make a choice, just as though you knew something; do not trustingly order the first one over the telephone.

Now with this beast, suppose, since the oven will be on, that you use it to capacity. Have new baked potatoes with it, with plenty of butter (no parsley flags waving from their midst), and fresh tomatoes en casserole. For dessert, a ring of lemon jelly filled to overflowing with strawberries, and pass powdered sugar and a small pitcher of claret with it. Demi-tasse if you drew any very handsome ones as wedding presents, though most men like very much to hear a bride murmur that "her husband likes his coffee with dinner and so she likes him to have it, but would you prefer to wait?" If the husband does like his coffee with dinner, of course it's a very good line, and by waiting herself she makes the large-with-dinner and the small-after both feel comfortable. Call it sense or diplomacy, according to your favorite rôle.

For a party it is just as well to set the table the very first thing and plan every move, once you have started dinner, so as not ever to seem bothered by serving or handling the next course. All plates, silver, and glassware should be in the kitchen or pantry, exactly the right amount. Nobody cares if you have oyster forks or Royal Worcester plates unless they are useful. Keep the table as simple and uncluttered as possible, and also, or rather first and foremost, as beautiful as can be. No white damask and roses necessary, though occasionally lovely. A spick and span red and white checked cloth and napkins and a bowl of fruit, for instance, are just as gay as can be.

Now for the bird in hand. Wash it with the loving care and scrutiny that you give your own face before a big night. Light the oven and make the stuffing of a generous half a loaf of white bread, crust and all, torn into small bits, four onions cut small, salt and pepper, one tablespoonful poultry seasoning, and a quarter teaspoonful marjoram, two whole cloves, a small bit of bayleaf, a pinch of thyme (don't write and ask where to get marjoram and thyme and similar herbs, even if you are not an old-fashioned girl and have never heard of them before. If you scream loudly enough your grocer can and will get them for you). Add two tablespoonfuls of butter, cut in small bits, and mix through the stuffing thoroughly.

Pack the stuffing, not too tightly (it is a suit-case) into the chicken, and sew the ture up with white string or secure with t picks. Tuck the points of the wings under to give it a firm base to stand on in the ing pan. Rub the breast bone and legs g with garlic, pour two tablespoons of oil over the breast. This is *not* going to be Mother used to make." Do not salt the Put the roasting pan into the oven, all one and one half hours for a five pou Keep it covered for the first half hour. take of the cover and let it brown, but it every fifteen minutes adding ¼ cup water, and one tablespoonful oil if the seems to be cooking away. As soon as th is in the oven scrub seven or eight me sized new potatoes within an inch of thei and brush them with a little oil. It mak skins shiny and brittle and scrumptious them in the oven when you uncove



chicken, allow them usually about an h get good and mealy; large ones take l

Now put a tablespoonful of butter casserole, not glass, on top of the stove very low fire. When the butter is melte one tablespoonful of top milk. Fill th serole with halved tomatoes, cover ea

[Please turn to p


The cook's family album

Too few times in my hectic career have hors d'oeuvres been served me as a meal. Even in my own home I never get enough. For others who feel the same way, these little reminders may add a new idea to reigning favorites.—M. D. W.

Recipe printed on back of each photograph

Recipe printed on back of each photograph

Recipe printed on back of each photograph



● poisson d'or



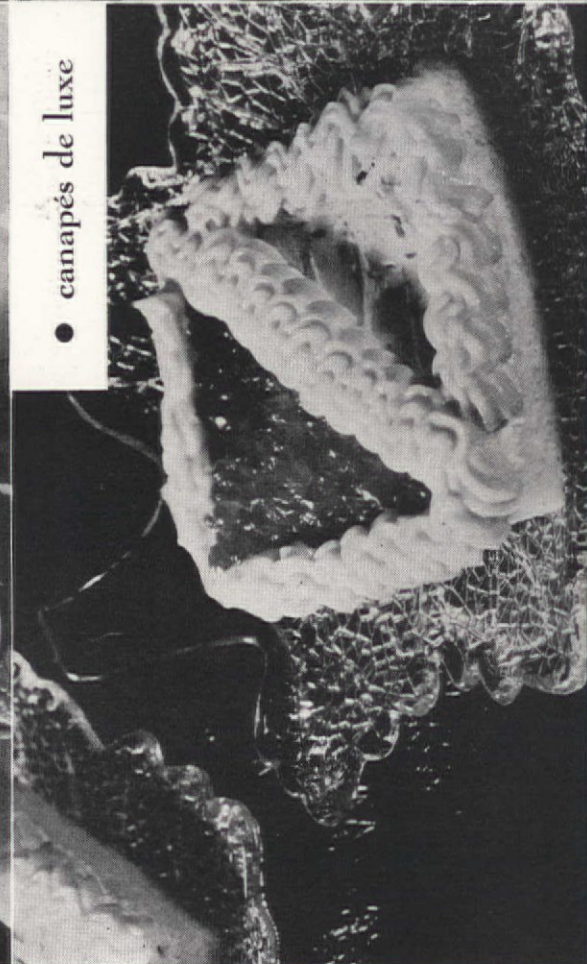
● stuffed pimientos



● pin wheels



● canapés de luxe



The cook's family album

There's nothing like a cake decorating outfit to give hors d'oeuvres such a professional look that you'd think their momma was the Ritz and their poppa the French Line—M. D. W.

Photograph printed on back of each recipe

Photograph printed on back of each recipe

Photograph printed on back of each recipe

● stuffed pimientos

- 1 cupful whole shrimps
- 1 tablespoonful chopped chives
- 1 tablespoonful chopped parsley
- ½ cupful chopped celery
- French dressing
- Sliced beets
- 6 small canned Spanish pimientos
- ½ cupful mayonnaise

Mix shrimp, chives, and celery with mayonnaise. Fill pimientos with the shrimp mixture and top with a slice of beet that has been marinated in French dressing for ½ hour.

Tested by THE AMERICAN HOME

● poisson d'or

- 4 slices whole wheat bread, crusts removed
- 1 small tin tuna fish
- 6 tablespoonfuls prepared horseradish
- 2 hard boiled eggs
- Mayonnaise

Cut bread into long, narrow triangles. Spread lightly with mayonnaise. Mix tuna fish and horseradish and spread thickly on bread triangles. Sprinkle with the yolks of the hard boiled eggs which have been forced through a strainer, and decorate with scales cut from the egg whites. Serve with ripe olives and watercress.

Tested by THE AMERICAN HOME

● English eggs

- 6 hard boiled eggs
- 1 tablespoonful chopped onion
- 1 tablespoonful chopped watercress
- 1 tablespoonful peeled, chopped tomato
- 1 tablespoonful mayonnaise
- Dash of cayenne
- Dash of dry mustard
- Salt to taste
- Capers
- Mayonnaise

Cut eggs in half lengthwise, remove yolks, mash very smooth and mix with onion, watercress, tomato, mayonnaise, cayenne, mustard, and salt. Fill cavities in egg whites with this mixture, coat with mayonnaise and put two capers on each. Set in refrigerator for half an hour before serving.

● canapés de luxe

- 6 slices white bread
- 1 medium sized jar of red caviar
- 2 packages cream cheese
- 1 tablespoonful chopped onion
- 1 tablespoonful chopped parsley
- Few leaves of sage, shredded
- Mayonnaise

TOAST white bread and cut off the crusts. Mix cream cheese with onion, parsley, and sage. Cover one half of the toast with red caviar and the other half with the cream cheese mixture. Decorate the edges of the toast and the division of the caviar and cheese with mayonnaise put through a decorating tube.

Tested by THE AMERICAN HOME

● pin wheels

- 3 hard boiled eggs
- 6 thick slices of peeled tomatoes
- 1 tablespoonful lemon juice
- 4 tablespoonfuls anchovy paste
- French dressing
- Sliced radishes

MARINATE tomato slices in French dressing for ½ hour. Mix lemon juice with anchovy paste and spread on top of each egg slice. Lay slice of egg on slice of tomato and top with a slice of radish.

Tested by THE AMERICAN HOME

● grilled sardines

- 2 tins sardines
- 1 slice garlic
- Salt, pepper, and cayenne
- Juice of half a lemon
- 1 tablespoonful chopped mint
- Whole cloves
- Beet wedges
- Cucumber slices
- French dressing

HEAT sardines in their own oil until they begin to turn golden brown. Add one slice of garlic to the oil and as soon as it begins to turn brown, remove it. Sprinkle sardines with salt, pepper, cayenne, lemon juice, and mint. Remove to hot platter and put two cloves in each sardine. Garnish with beets and cucumbers which have been marinated in the French dressing for ½ hour.

Express yourself in Silverplate



GADROON AND SHELL	
Coffee Pot	\$27.00
Sugar Bowl	16.00
Cream Pitcher	15.00
Tray	22.50

If you are wise, you will consult your own personality when you select your silverplate. Perhaps you can find the perfect pattern *for you* among the lovely ones shown on this page.

If you like old paneling and British dignity and formality, you will want your coffee service in the "Gadroon and Shell" pattern.

"Marlborough" is simple without being austere. You will like it if you are very much of today, yet have a feeling for the graciousness of the past.


"Fontainebleau" is eternally feminine in spirit. If you make an art of beautiful living, this pattern belongs to you!



MARLBOROUGH	
Coffee Pot	\$20.00
Sugar Bowl	13.50
Cream Pitcher	13.50
Tray	15.00

Any one of these Gorham patterns will give you a long life of service and loveliness, because every piece is substantially plated with solid silver, and the pieces used most are reinforced with sterling at points of greatest wear. Gorham Silverplate is the next thing to sterling.

For illustrated price lists on any Gorham Silverplate pattern, you may see your jeweler or write the Gorham Company, Providence, Rhode Island... since 1831.

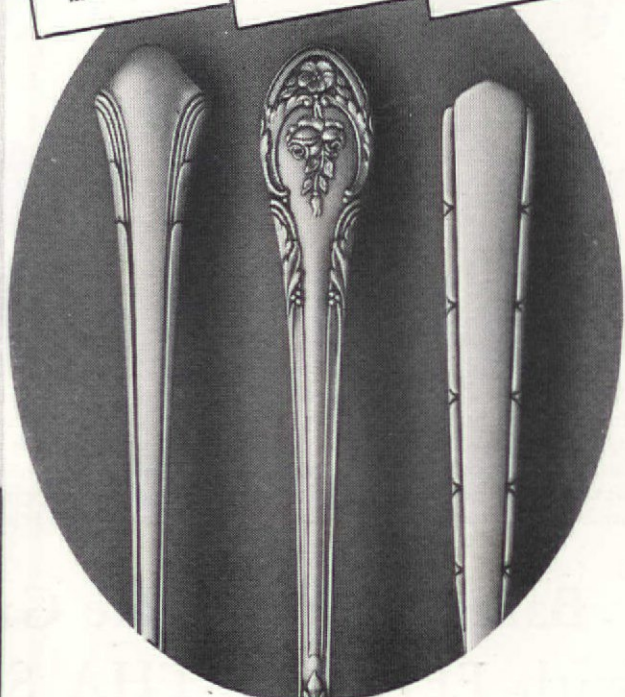


FONTAINEBLEAU	
Coffee Pot	\$23.00
Sugar Bowl	12.50
Cream Pitcher	12.00
Tray	22.50

LADY CAROLINE
Coolly beautiful
and dignified—
for a gracious
hostess of today

ROSEMONT
The charm of an
old-fashioned
garden in the new
romantic mood

REMEMBRANCE
As modern as a
Trans-Atlantic Sky
Liner... the heir-
loom of tomorrow



DID YOU NOTICE
SUE'S TAN?
IT'S A KNOCKOUT!

YEAH! GORGEOUS TAN
—BUT I CAN'T "GO" HER
TATTLE-TALE GRAY



"Oh, you cat! Why don't you tell Sue how to get rid of tattle-tale gray instead of meowing behind her back?"
"Don't worry, darling. I will tell her, first time I catch her alone."



"I'm sorry if I've hurt your feelings, Sue—but your clothes do tattle about you. It's not your fault. I know you aren't careless. But that lazy soap you use does not wash clean, and the clothes say so."



"Now you just change to my standby, Fels-Naptha. That richer, golden soap is so packed with naptha, dirt practically flies out. Try it for stockings and undies, too—it's wonderfully gentle. And it's easier on hands because every bar holds glycerine."



"P-s-s-st, it's Sue. She wants us for dinner so we can see how perfectly grand her linens and things look now."
"Boy, one of her dinners is something. You'd better go tipping off all your friends to change to Fels-Naptha Soap!"

© FELS & CO., 1936

Banish "Tattle-Tale Gray"
with FELS-NAPHTHA SOAP!



The Dabney garden is virtually an outdoor living room, the brick wall enclosure, the great live oaks, and backdrop of blue hills giving it cool seclusion.

Early American—California Style

[Continued from page 19]

small arbor, Mr. and Mrs. Dabney have a cottage to themselves, with sitting room, bed, bath, and dressing rooms all complete; thus separated from the clamor of daily life, usually attendant upon a household where there are small children running about.

Entrance is gained to the yard by a wooden gate in the wall, ornamented with heavy antique iron hinges. Beside it stands a lamp post, a relic of the earliest days of Santa Barbara's street lighting, when these and iron hitching posts were the principal adornments of the village thoroughfares. A life-like pottery goose preens her feathers atop the wall, and grotesque gourds and pumpkins squat along its length. The vast

lawn is shaded by oaks and interspersed by flagged paths; pot flowers line the walks, and living chairs and umbrella-tables offer their comfort invitingly. Flat wicker trays filled with more squashes add an artistic touch, and heighten the suggestion of rural atmosphere.

The house is white, with trim and a dark green roof. Masses of Daisies, Calla Lilies, and geraniums bind it to the earth. Roses, Honeysuckle, and Ivy cover up the porches. The roof and the sturdy chimneys of brick are especially interesting. The main building, one entrance at the juncture of the two yards, is reached through a tiny hallway, to a living room. Beyond, turning



Honey colored curly maple lines three of the living room walls, while books line the end. Old family pieces, with much blue in fabrics and rug are used with good effect.

GREAT THINGS ARE HAPPENING IN AUTOMATIC HOME HEATING AND AIR CONDITIONING

CHRYSLER'S AIRTEMP IS NOW READY!


The Day has Arrived when Millions may Enjoy Greater Comforts . . . Economically!

CHRYSLER'S AIRTEMP has entered home heating and air conditioning with a new, greatly advanced equipment simplified. Highly dependable. Quieter. More economical to operate.

Now it's possible to buy equipment engineered and built by one company . . . Airtemp, Incorporated, Subsidiary of Chrysler Corporation. It's possible to buy "Matched Units," both heating and air conditioning . . . that fit together. Saves space. Chrysler engineered. All efficient.

Amazing NEW Oil Burner

NEW Airtemp is today's most outstanding burner in dependability, quietness and economy. The most advanced burner ever designed. Engineered by Chrysler . . . built in Airtemp's new plant . . . by Airtemp engineers. This burner has no vibration. All working parts on one shaft.



THERE ARE YEARS OF RESEARCH, development and perfection . . . in Chrysler laboratories . . . behind Airtemp. This has resulted in greatly advanced, more dependable equipment.


Non-drip nozzle valve. An amazing oil saver. And low in price. What's more, easy to buy.

NEW Winter Air Conditioner

Airtemp's NEW Winter Air Conditioner is revolutionary. Complete. Ventilates, filters, heats, humidifies and circulates healthful air. Most modern and efficient system ever designed for homes. Airtemp also provides the NEWEST, most complete Summer

Air Conditioner ever built by one company. It matches the Winter Unit. You may have year 'round conditioning at one installation . . . or one unit at a time. Send coupon for interesting, free literature.

WANTED . . . Men of Character and Responsibility as distributors and dealers of Chrysler's Airtemp. Write or wire.



NEW Airtemp Oil Burner. Most heat at least fuel cost. Most efficient oil burner built

AIRTEMP

INCORPORATED • DAYTON, OHIO

AUTOMATIC HOME HEATING & AIR CONDITIONING SYSTEMS

AIRTEMP INC., DEPT. AH-8
DAYTON, OHIO
Gentlemen:—Send details of Automatic Heat ()
Air Conditioning () Dealer Franchise ().

Name _____
Address _____
City _____ State _____

SUBSIDIARY OF CHRYSLER CORPORATION

wards the mountains, extend the dining room, kitchen, and servants' domain. The glassed veranda across the center of the U runs along the children's rooms, and the owners' separate cottage is a few steps away, facing the dining room and kitchen.

Honey colored curly maple has been used for the living room walls, while the ceiling is stained pine. A large blue rug covers the floor, and the curtains are hand blocked linen with a design of vivid roses and delphinium; the furniture, old family pieces of walnut and mahogany, with needlepoint and brocade on the chairs, and blue velours on the sofa by the fire. One end of the room is lined with books, and some of Mr. Dabney's collection of ship models hang from the beams. In the dining room, carved oak furniture shows nicely against pale yellow walls, while glazed chintz curtains and a rug of sage green, blend with the gleam and sparkle of silver in a delightful composition.

The sitting room in the cottage is very nautical; for Mr. Dabney, coming as he does, from a long line of forebears who loved and followed the sea, has an inherited

predilection for all things maritime. And here, among books and deep chairs are many treasures, dear to the heart of a ship lover.

A garden atmosphere pervades the owners' bedroom, for a colorful chintz does much to bring indoors the charm of roses and field flowers. The beamed ceiling is white, while the flesh pink walls and mauve carpet make an excellent background for mahogany and rosewood furniture; several flower paintings add to the illusion.

The children's bedrooms and



Carved oak furniture shows against pale yellow walls, white and sage green rug in the dining



The garden is brought into the master bedroom in a chintz of roses and field flowers. A high beamed ceiling is white, walls are flesh pink, and carpet mauve

nursery are everything that people find most intriguing: abundant fresh air and sun low shelves for books and furniture adapted to your needs and yet capable of standing youthful onslaught. In fact, here is a home in which family necessity seems to have been fulfilled; redolent of old living, designed for modern utility, and at the same time preserving an air of the past.

—MARGARET



For 20 Years the Standard Printed Note Paper

Pure White Paper

IS A SIGN OF QUALITY

NOTHING is in the taste for your infrequent correspondence than the white paper of lovely texture. Such paper is not so easy to make. Exceptional quality must be used to produce what paper men call "clean" white sheet.

American Stationery is

of that kind of paper. In fact it is a rag content bond paper—and the best papers are made from rag!

When you use American Stationery you are using fine paper. And you use it freely without being extravagant, because its price is so low. The famous "450 Package" contains 300 note sheets and 150 envelopes (pieces). Each sheet and envelope is printed in rich, dark blue ink with name and address—the smart and logical way to have your stationery finished. Send \$1.00 for a package (west of Denver, Colo., and outside of U. S. \$1.50). Your package printed and mailed within 3 days of receipt of order. Satisfaction guaranteed or your money promptly refunded.

THE AMERICAN STATIONERY CO., 700 PARK AVENUE, PERU, INDIANA

THE AMERICAN STATIONERY CO. 700 PARK AVENUE *Peru* INDIANA

THE AMERICAN HOME, AUGUST

Just plain! But combine with ladyfingers, wafers or slices of cake—chill overnight—and you've a dessert for the grandest occasion.

Royal Pudding makes many other tempting summer desserts—velvety ice cream, luscious pie or cake fillings. You can give these desserts to the children, too. For Royal Puddings are made with arrowroot, which digests easily and completely.



ROYAL PUDDINGS CHOCOLATE—VANILLA

Copyright, 1936, by Standard Brands Incorporated

New Illustrated Recipe Book

Send front from Royal Pudding package with name and address, and receive free copy of "Royal Desserts and Salads," Royal Puddings, Products of Standard Brands Inc., 691 Washington Street, New York, Dept. R-28.



Icebox Desserts

ARE QUICK AND EASY TO MAKE WITH ROYAL PUDDING... AND WHOLESOME FOR CHILDREN

KNITTING YARN
FOR OVER 25 YEARS
CLÉ, SHETLAND, GERMANTOWN, SAXONY, SCOTCH TWEED, etc.
dresses, coats, sweaters, Afghans, etc.
Best Prices. Over 600 FREE SAMPLES
den Yarn Co. Dept. A-18, 711 Arch St.
pt Mail Service Philadelphia, Pa.

Real barbecues

[Continued from page 29]

exclaim, as of old, at the heavenly fragrance of browning meat and hot coffee, and the sweet smoke of eucalyptus and oak wood.

Perhaps you may wish to infuse a bit of this Western spirit into your garden and so may build a grill and enjoy small-sized barbecues. Or if you have space, you may build a large pit, but do give a barbecue and here are some tips on how it's done.

Barbecued steaks

There are many barbecue methods and recipes but this is a grand and popular one. Use the amount of seasonings necessary for your needs. Three club steaks require about 1/2 cupful of ingredients when combined.

Combine salt and pepper in proportion of 3/8 lb. of salt to 1/8 lb. of black pepper. Use 3 cloves of garlic. Peel and split the cloves and rub them into the salt and pepper until garlic is in tiny pieces. Now add 4 tablespoonfuls of chopped fresh Rose Marie to the first mixture and rub it (rub hard) into the meat. Let stand at least one hour. Brush off, lay meat on hot grill and cook quickly at first to sear, then slowly until tender. Dip a bunch of long-stemmed parsley into melted butter or olive oil and brush the meat often with this while it broils. If the fire has a tendency to blaze up, dip a branch of washed bay leaves into hot water and sprinkle it lightly. The bay will help flavor the meat. (If bay trees do not grow in your locality, soak bay leaves from the grocer's in water and use the water for sprinkling.) Beef and mutton are the best meats for barbecue, though pork and veal are used.

Pollo del Napa

- 4 good sized spring chickens
- 2 eggs
- 1 cupful flour
- 1 cupful corn meal
- Garlic
- Salt and pepper
- Olive oil

Have chickens dressed and cut in half down back and breast. Rub each one with a split clove of garlic. Dip in beaten eggs, then flour and then cornmeal, seasoned with salt and pepper. Pour olive oil into frying pan to the depth of 1 inch. Sauté chickens in this. Salt again and serve good and hot.



SHE WAS AMAZED AT THIS NEW METHOD UNTIL...

BUT JANE! I ALWAYS BOIL MY JELLY 25 TO 40 MINUTES!

THAT'S OLD-FASHIONED! WITH CERTO YOU NEVER BOIL JELLY MORE THAN 1/2 MINUTE!

AND WOULD YOU BELIEVE THAT THOSE 11 GLASSES WERE MADE FROM ONLY 4 CUPS OF JUICE?

I CERTAINLY WOULD NOT! LET'S HAVE THE ANSWER!

WITH THIS SHORT-BOIL METHOD, NO JUICE BOILS AWAY...AS IT DOES BY THE LONG-BOIL WAY, SO YOU AVERAGE HALF AGAIN MORE GLASSES.

THEN CERTO ACTUALLY SAVES MONEY AS WELL AS TIME!

YES! AND YOUR JAMS AND JELLIES HAVE BETTER FLAVOR, MORE LIKE THE FRESH, RIPE FRUIT...YOU DON'T NEED TO WORRY ABOUT FAILURES EITHER. ALL FRUITS JELL PERFECTLY!

YOU'VE CERTAINLY CONVERTED ME TO CERTO!

5 REASONS FOR MAKING ALL JAMS AND JELLIES WITH CERTO!

- 1. CERTO IS PURE FRUIT PECTIN.** It makes jellies jell perfectly with only 1/2 minute boil. Gives jams perfect texture, too!
- 2. SAVES TIME...** You can finish a whole batch of jam or jelly in less than 15 minutes after your fruit or juice is prepared.
- 3. SAVES MONEY...** Because of that short boil, none of the juice boils away and you average half again more jelly!
- 4. YOU GET FINER FLAVOR, TOO—**more like the fresh, ripe fruit. Short boiling saves flavor as well as juice. And there is no "boiled-down" taste!
- 5.** The price of Certo, you know, has been reduced recently. So now, Certo makes jam and jelly making more economical than ever! (Certo is a product of General Foods.)



FREE RECIPE BOOK!
Under the label of every bottle of Certo is a book of tested recipes for jams and jellies. Different fruits require different handling. Therefore Certo gives you a separate recipe for each fruit... Be sure to follow recipes exactly.

BIG PRICE REDUCTION!


Your grocer will tell you about Certo's new low price that makes jam and jelly making more economical than ever!



● "Well—well! It looked like we were going to have a kind of hot, sticky morning—but see what brother's just found... a can of Johnson's Baby Powder! What a break!... Wonder if I can't swap my spoon for the first sprinkle..."



● "Empty!... We might have known it—it was too good to be true! I was almost beginning to feel that lovely, silky powder sliding down my back, and all smooth and tickly under my chin. Just a dream—that's all."



● "Look—do you see what I see? Mother coming with the honest-to-goodness, full-up Johnson's can. She's shaking some powder into her hand—bet she likes the feel of it, too! Baby!... the darkest hour is just before the dawn!"



● "I'm Johnson's Baby Powder—I keep a baby's skin soft and smooth as a rose-petal—protected from chafing and rashes. I'm made of the softest, finest Italian talc—no gritty particles and no orris-root... Johnson's Baby Soap and Baby Cream make babies happier, too. And don't forget Johnson's Baby Oil for tiny babies!"

Johnson & Johnson
NEW BRUNSWICK NEW JERSEY

Lamb (Cordero) chops

- 8 lamb chops
- ½ cupful olive oil
- ¼ cupful wine vinegar
- ½ teaspoonful dry mustard
- 1 teaspoonful salt
- 1 tablespoonful chopped onion
- 2 tablespoonfuls chopped green pepper
- 1 clove of garlic, chopped
- 1 tablespoonful flour
- 1 cupful water
- ½ cupful chopped ripe olives
- 1 cupful sherry wine

Choose rather thin loin lamb chops. Remove the outer skin. Make a dressing of the olive oil, vinegar, mustard, salt, onion, green pepper and garlic. Mix well. Marinate the chops in this dressing for 2 hours. Remove and wipe dry. Broil quickly over glowing coals or pan fry in olive oil. Salt when ready to remove from fire. Leave 1 tablespoonful drippings in the frying pan or, if grilled, melt 1 tablespoonful butter in frying pan. Add flour and blend smoothly. Add the cupful of water. Salt and pepper to taste and add ripe olives and sherry. Mix well and serve at once over chops.

El Vallejo veal

- 1 can concentrated bouillon soup and an equal quantity of water
- 6 small, thinly sliced round steaks of veal
- 3 tablespoonfuls butter
- 2 tablespoonfuls chopped onion
- 2 tablespoonfuls chopped green pepper
- 2 tablespoonfuls chopped parsley
- 2 cupfuls fine bread crumbs
- 2 eggs
- ¼ cupful corn meal
- ¼ cupful chopped almonds (do not blanch)
- 1 cupful claret wine
- Flour
- Mushrooms if desired

Combine bouillon and water and bring to a boil. Add the whole veal steaks and simmer until veal is somewhat tender, but not done (about 15 minutes). Cool. Meanwhile, melt butter in frying pan and sauté the onions, pepper and parsley until light brown. Add crumbs and almonds and mix, coating well with the butter. Remove from fire and add the two eggs, lightly beaten, the corn meal and ½ cupful of the bouillon. Mix well. Spread on the veal steaks and, roll as for jelly roll. Skewer or tie. Rub the meat with butter or olive oil and grill slowly until nicely brown. Make a gravy of the bouillon thickened with ½ tablespoonful flour, season well, and when ready to serve add the wine. Add mushrooms if desired.

Pimienta toast

- ¼ cupful chopped onions
- ½ cupful chopped green peppers
- 1 6-ounce jar nippy cheese spread
- 8 slices cold corn bread



Mix onions and peppers with cheese. Spread on corn bread and grill slowly until lightly brown. Serve hot.

Bistec delicioso

- ½ cupful olive oil
 - 1 pound ground round steak
 - ½ cupful water
 - ½ teaspoonful chili powder
 - ¼ cupful onions
 - 1 teaspoonful salt
 - 12 ripe olives
 - 1 No. 2½ can tomatoes
 - 3 tablespoonfuls chopped green pepper
 - ½ cupful Parmesan cheese
 - 1 No. 2 can whole kernel corn
- Mix the water with the oil. Let stand 10 minutes. Add chili powder, and onions and olives. Shape into flat cakes. Sauté the tomatoes and peppers until reduced to ½ the original quantity. Add corn, cheese, and season to taste with pepper and salt. Sauté the meat cakes quickly in the olive oil. When done cover with the hot tomato sauce and serve at once.

Another garden lesson from our West Coast

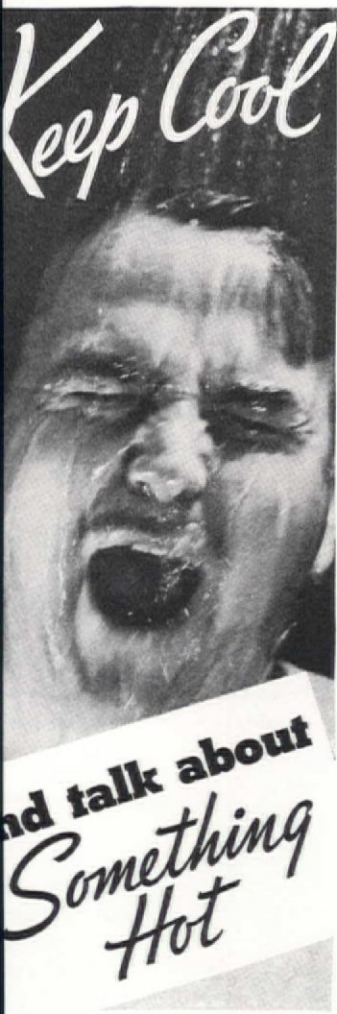
[Continued from page 39]

Spanish country manor, and this is an ideal corner where a doctored garden gives immediate access to the house, in which she has placed a simple basin with a top and decoration. This one is entirely outside the house, against an outer wall; but it is adequate and convenient.

Another informal house of country style is that of Mrs. Sarah R. Dabney, described on a previous page. Here there is an area between two cottages that has been thatched over with palm, and of all those shown, the most comfortable garden room. Comfortable chairs invite meditation and while birds and dogs as well as children welcome its shade. A rectangular brick basin is painted white, against a stucco wall which colorful Mexican tiles are set; and the faucet is presided over by bronze squirrels.

Mrs. David Turnure's house at Hope Ranch, has a flower basin of unusual shape. Like most of others it is edged with tile, and this sunny patio two globe-smoke Persians like to bask, and their mistress arranges the view.

Sheltered in the space between the dining room and outside space to guest rooms, is the place where Mrs. Charles D. Wiman does her flowers. As befits a simple Alalusian farm house, the whole is colorful, practical, and pleasing. The joy of an outdoor flower basin may surely be yours, for at least part of the year, and there must be many charming things you could do with your Colonial English architectural styles. In instance, to what lovelier use could one put that old well house?



A room for a child

[Continued from page 16]

Health is gained as a result of good rest, fresh air, and suitable furnishings. A good bed of the proper size with firm springs, warm, lightweight washable covers in a well ventilated room help the child to sleep well. Individual beds are desirable if more than one child occupies the room. When sleeping alone, the child is less disturbed and breathes purer air. Besides insuring better sleep and purer air, the properly furnished room encourages good posture. For example, instead of the giant chair occupied by father, Bill needs a chair, obviously, that is low enough for his feet to touch the floor and a back that fits his back. A low sturdy table of proper height permits him to draw or paint without drooped shoulders and fatigue.

In addition to physical growth, however, wholesome emotional and social development occur. Self reliance, neatness, coöperation, and learning the difference between "mine and thine" are qualities that develop when a child has a place to call his own. Self reliance comes from using successfully equipment that "fits," for instance hanging caps and coats on low hooks in the closet or putting away toy trucks and tricycles on low shelves or other accessible places. From experience, children gradually learn to do things for themselves rather than to depend on others.

These and similar experiences are not only helpful in developing self reliance but habits of neatness and orderliness are formed at the same time. Little children enjoy helping with home work, especially that usually done by adults. A small sweeper or broom and dust pan make it possible for a four-year-old to clean up trimmings from cutting paper dolls.

Even though the growth and development of the children are the permanent values to be gained, it is a great convenience for the mother to have a definite place for their things. When only blocks, books, tricycles, and skates are in place, the house presents a neater appearance and is safer besides. The clever mother uses the opportunity of such a plan to develop interest in and respect for private property. She respects the children's possessions and protects them. That is, if she borrows Bill's hammer or Mary's scissors, she returns them promptly. Their respect for the possessions of others grows because they have a good example set for them at home by their elders.

In order for a room to contribute to the wholesome growth and development, the furnishings

ONLY OIL-O-MATIC

gives you these
money-saving advantages

- 1 **Low Pressure Atomization.** Avoids the wear and tear and waste of high pressure operation and pin-point nozzle openings.
- 2 **Oil Control.** Oil-O-Matic's patented Metering Pump measures every drop of oil. Never uses too much nor too little. Cuts fuel bills.
- 3 **Air Control.** Insures exact blending of air and fuel. Prevents half-burned oil from too little air, and chimney heat waste from too much air.
- 4 **Projected Flame.** Steady, unwavering flame burns in suspension. No delicate mechanism inside combustion chamber to be heat-warped.



BEFORE you buy any oil burner, investigate all oil burners. Check them for fuel economy, freedom from repairs, operating efficiency. Check them on the four important features listed above. You'll find only Williams Oil-O-Matic has them all—and Oil-O-Matic has many, many others.


Check the reputation of the makers—Oil-O-Matic is the world's best known, largest selling oil burner. Compare the prices—Oil-O-Matic prices have been reduced fifty per cent in five years. Now find out what owners think. And there we rest our case for Williams Oil-O-Matic!

Join the summer mutiny against next winter's furnace tending. Act now and save money. If you order Oil-O-Matic before August 15th, you need make no monthly payments till October 1st, you get low interest

rates, under F.H.A., up to three years to pay, and in addition you get free this handsome \$35.00 value Tem-clock. Williams Oil-O-Matic can be installed in your present heating plant without fuss or trouble. Write or phone your nearest Oil-O-Matic dealer for information about Oil-O-Matic's easy payment plan and free Tem-clock—or mail coupon below.

FREE!
If You Order
OIL-O-MATIC
Before August 15
Tem-Clock Electric
Day-Nite Temperature
Control
Full \$35.00 Value

Tem-clock is the newest and most advanced development in automatic controls for oil burners. Tem-clock automatically lowers the temperature at night and raises it in the morning before you get up. As easy to set as your alarm clock—won't get out of order. Cuts fuel bills 10%. Mail coupon below now.



WILLIAMS OIL-O-MATIC HEATING CORP.
Dept. 813, Bloomington, Ill.


Please send without obligation to me, full information of summer easy-payment plan and Free Tem-clock.

Name.....

Address.....

City..... State.....

Also manufacturers of Ice-O-Matic Refrigeration and Air-O-Matic Air Conditioning.



WILLIAMS
OIL-O-MATIC
HEATING
LISTED AS STANDARD BY UNDERWRITERS' LABORATORIES

Talk about furnaces now? Yes, in something might be wrong with furnace right now. Serious troubles in the summer. Corrosion does its job—boiler sections crack—safety clog. Damage that runs into money. Damage that threatens your home.

want to stop this trouble—avoid explosions and prevent—read our booklet "Making Friends with the Furnace." For this booklet is with furnace facts that every home should know—hazards and their inspections and their care—summer care for heaters—how more uniform, healthful heat—how to cut fuel—and many others.

should have this booklet. Don't take. Send for your free copy today.

EMPLOYERS' GROUP

Practically every kind of insurance except life.

Employers' Liability Assurance Corp., Ltd.
Employers' Fire Insurance Company
American Employers' Insurance Company



How careful you are, Residence Boiler Insurance is needed. Find out now about our free plans. Ask any Employers' Group Agent.

EMPLOYERS' GROUP
Milk Street, Boston, Mass.

Without obligation your booklet "Making Friends with the Furnace."

Name.....
Address.....
City..... State.....

At Last!

AN AUTOMATIC STOKER THAT'S PROPERLY ENGINEERED!



STOKOL

FOR CONTROLLED HOME HEAT

STOKERS to feed home fires automatically are a priceless boon to householders—if they are properly designed and built. Stokol is the creation of engineers who first made a thorough study of the automatic stoking problem.

Then they "engineered" a product that is positively unique in this field. Stokol is unlike any other device. It revolutionizes the entire automatic stoking idea.

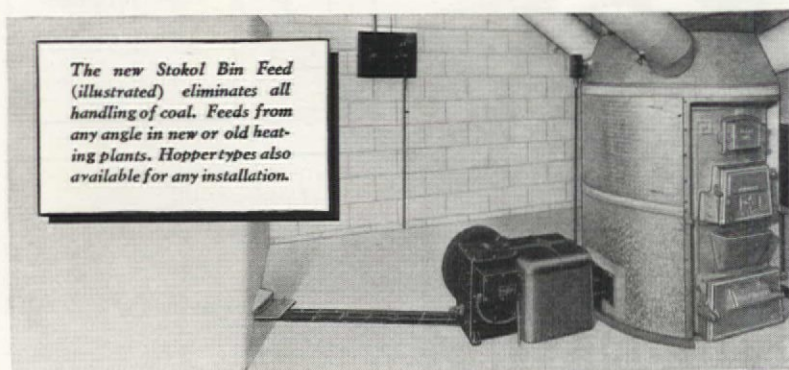
It's great to have an equipment that automatically feeds, fires and controls your furnace, creates proper combustion, eliminates smoke, waste, labor drudgery, dust and saves fuel.

*SCHWITZER-CUMMINS COMPANY, INDIANAPOLIS, INDIANA

Stokol does these things—does them better and more efficiently than they have ever been done before—because Stokol turned to new principles of design and embodies a half-dozen exclusive advantages of the greatest value.

By all means let a Stokol dealer explain to you what Stokol will do for you—and what no other stoker can do for you.

There is no price penalty to be paid for these superiorities. Stokol is the lowest priced quality stoker on the market. Write for free descriptive booklet "Automatic Heat with Stokol."



The new Stokol Bin Feed (illustrated) eliminates all handling of coal. Feeds from any angle in new or old heating plants. Hoppertypes also available for any installation.

*SERVING OVER 350 MANUFACTURERS IN NEARLY 50 INDUSTRIES


Photos by
F. M. Demarest
and
Cecil Seymour
Studio



For curtains or bedspreads in a child's room is a sort of Kate Greenaway color in dainty robin's egg blue, with coloring pastels. H. B. Lehman-Conno (above). Another Salubra wall covering suggests ideas to the child for his drawings.



In a boy's room in the home of David Woodcock at Greenwich, Conn., Frank Hubbard has painted mural to stimulate a seafaring imagination.



and decorations should be sturdy and able to stand hard wear without being injured. Likewise, it should inspire the right ideals of beauty. That this can be done is shown by the many different types of children's rooms illustrated on

these pages. Like stock in the company, a room and private possessions make children interested in home life. Many other fine qualities also come to children growing up in a home that meets their needs in all respects.



The child himself might have drawn the figures in these two wall coverings which are washable and come in all the familiar chalk colors. Salubra Wall Covering

THE AMERICAN HOME, AUGUST,

mer the latter is replaced by white cotton covering blocked in staccato tones of black. The is enlivened by pillows of l or chartreuse velvet. Two ern armchairs are done in l and red-purple velvet, and a e leather chair by the fireplace nartly finished in red-orange ng. A silver lined unit book- recessed in the walls holds isite bits of white jade. Glass- ed coffee tables, holding shin- metal and glass, attract one's est on entering the room.

few steps up, the library holds couches set at right angles to oter, covered in green suede- material. A red table repeats olor of chairs in the room ope. But nowhere is the modern ng expressed with greater ision than in the dining room e white holly with black cons form much of the furniture. e-green paper shot with silver featuring a tiny willow tree f suggests a Chinese influence. vng table in holly and ebony raordinarily effective. Fitted drawers for flat silver and compartments for glass, it is effective and convenient.

ite feminine in feeling but y modern is the owner's . The last word in classic ity without austerity, it is itely treated. Both the pa- walls and unmounted circu-

lar boudoir mirror give back lovely rose and tan effects and they also lend faint color and a rich quality to the lustrous silver gray window and bed draperies. A final note of charm is reflected in a chaise longue of turquoise blue.

Both designer and decorator seem to have grasped the essential elements of beauty in the modern type without exaggerating the fanciful or grotesque such as greeted the first showing of L'Art Moderne in this country. In fact so cleverly did the architect envision the implications of modern art, he was able to strike a golden mean and so unify all opposing elements that were present.

A bird in hand is worth two in the butcher shop


(Continued from page 44)

them with a thin slice of lemon, one teaspoonful minced onion, a few leaves of tarragon and basil, and bits of butter. Baste the chicken and pierce the potatoes with a strong fork. Put the tomatoes in the oven.

Wash the strawberries, drain them thoroughly, hull and put them in the refrigerator to chill. Baste the chicken. With a sharp knife make a cross in the top of each potato and spread the points back a little so that they will brown. Fill a little cream pitcher with any good domestic red wine, claret preferred, and leave it out of



"I'll bring Mountain Lake Coolness into your home this summer!"



COOL AND REFRESHING as the atmosphere about a mountain lake . . . that's the way the rooms in your house can be all summer! J-M Rock Wool blown into hollow spaces between outside walls brings you this wonderful comfort.

Johns-Manville Rock Wool, scientifically installed by experts, will keep your home up to 15° cooler in hottest weather—save you up to 30% on fuel in winter. FREE BOOK tells how


NO need now to feel summer's stifling heat . . . J-M Rock Wool Home Insulation makes all that old-fashioned.

"Blown" into hollow wall spaces and between attic floor joists by Home Insulation Engineers, this amazing material actually gives you the same protection you'd get by enclosing your house with a solid stone wall 11 feet thick!

The J-M insulated house is up to 15° cooler in hot weather . . . requires up to 30% less fuel in winter.

Beware of "bargain" insulation

There are many "bargain" insulations on the market. But you can be absolutely sure of maximum year-round protection against heat and cold when you specify Johns-Manville



AIR SPACES between outside and inside walls of an uninsulated house permit unwanted heat to seep in in summer, precious heat to leak out in winter.

Fill these spaces with J-M Rock Wool and your home becomes completely sealed . . . J-M Rock Wool is fire-proof and rotproof.

Johns-Manville
FUL-THICK ROCK WOOL
Home Insulation



Rock Wool.

In applying just any Rock Wool, there are so many things that can go wrong. Short measure, "leaks" or gaps, improper "packing," etc., will often result when the men doing the work are inexperienced, untrained or careless.

The name "Johns-Manville" on the uniforms of the men who install J-M Rock Wool is your guarantee of a 100% insulation job.

Of course, you can finance the insulation of your home the J-M way, under the extremely low terms of the National Housing Act.

Send for this FREE BOOK



Johns-Manville, Dept. AH-8, 22 East 40th Street, New York. Send FREE book telling the whole amazing story of J-M Home Insulation. I am interested in insulation for my present home ; for new construction (please check).

Name _____

Address _____

City _____ State _____



Serve this delicious Shore Dinner Roll tonight. It's a real appetite temptation. And be sure to use Royal Baking Powder if you want it tender—delicately light. Royal is made with Cream of Tartar. This natural fruit product, derived from ripe grapes, insures fine texture and luscious flavor in everything you bake.



Copyright, 1936, by Standard Brands Incorporated

Royal's Surprise Recipe for August

Here's salmon with new enticement—served hot, enfolded in a tender, delicately browned crust. Temptingly sliced, with savory sauce, Shore Dinner Roll is your ideal "one hot dish" for a summer meal. With peas and a salad of mixed greens—then fresh fruit and cookies for dessert—your dinner is complete!

Shore Dinner Roll

- 2 cups flour
- 4 teaspoons Royal Baking Powder
- 1/2 teaspoon salt
- 4 tablespoons shortening
- 1 egg
- 1/2 cup milk
- 1 can salmon (1 1/2 cups)
- 4 tablespoons milk
- 2 tablespoons lemon juice
- 2 teaspoons scraped onion
- 1 1/2 teaspoons chopped parsley
- 1/2 teaspoon salt

Sift together first 3 ingredients. Add shortening; mix in well with fork. Beat egg slightly in measuring cup; add milk to make 3/4 cup; add to first mixture. Roll out on floured board in sheet 8 inches long and about 1/4 inch thick. Mix remaining ingredients; spread evenly on dough. Roll up like Jelly Roll; bake on baking sheet in hot oven (425° F.) about 30 minutes. Serve in slices with hot Clam Sauce. If desired, Egg Sauce or Parsley Sauce may be used in place of Clam Sauce. Serves 8.

Clam Sauce: Mix 3/4 cup milk and 1 can condensed clam chowder; bring to boil.

FREE—NEW COOK BOOK! Write to: Royal Baking Powder, Product of Standard Brands Inc., 691 Washington Street, New York, Dept. 88.

A Book For Home Builders



163 designs showing a wide variety of moderate cost Homes with plans, interior and exterior views of appealing interest to the home builder.

Price \$2.00. Postpaid

Published by R. L. Stevenson, Architect
101 Tremont St. Boston, Mass.

At Last! the INVENTION MILLIONS HAVE WAITED FOR . . .

No More Garbage Upset!

Doubles the life of cans!

This sturdy garbage can holder keeps dogs from upsetting cans. Keeps cans off the ground, doubling the year. Convenient! Sanitary! Practical! Easily screwed into the ground. Adjustable to fit all standard size cans. Hot-dipped galvanized. Approved by city garbage and health departments. Sent prepaid for only \$3.00. Satisfaction guaranteed. Free circular on request.



Jobber-Distributors wanted. Write for details. WESTERN PRODUCTS, INC. Dept. 151 Newcastle, Indiana

BUILD YOUR OWN DESIGN Fireplace AROUND A SUPERIOR heat circulating UNIT

Provides cheerful glow of open fireplace; circulates uniform heat to far corners and adjoining rooms. Economical way of heating large living and game rooms, small bungalows, mountain and lake cabins. Burns all fuels. Guaranteed; Smokeless. Lifetime service and maximum heating results.

Write for name of distributor near you. Advise if building new or remodeling present fireplace.

Manufacturers
SUPERIOR FIREPLACE COMPANY
1046 South Olive Street, Los Angeles, Calif.



HOLLYWOOD'S LATEST RAGE—GET THIS

Free "PERKY" WITH ORDER FOR TWO HOLLYWOOD "PERKYCHIEFS"

If you think handkerchiefs are just handkerchiefs, you must see "Perkychiefs" and pocket-folded "Perkies"—latest style sensations from Hollywood. Frivolous. Gaily colorful. Purest Irish Linens. Beautifully hand sewn and decorated. The final bright touch for your every costume. Perfect for gifts.

SPECIAL INTRODUCTORY OFFERS
Send only \$1 for gift box of two 50c Perkychiefs, and receive complete, illustrated style folder and Reg. 35c Perky FREE! (Season's most distinctive costume colors), or send \$2 for Reg. 50c Perky. We pay postage. MONEY BACK if not fully satisfied. Write Edith Walker, Dept. A
4610 Beverly Blvd. Hollywood, Calif.

AGENTS WANTED
Write for special samples. Offer and FREE illustrated style folder.

the refrigerator so it won't be too cold. That sort of thing, while as simple as breathing, adds a sort of finesse and removes any vestige of amateurishness without in the least trying to put on any dog.

Now is your ten minutes to pull yourself together and dress. Nothing that remains to be done will crack the polish on your nails or your face.

Baste the chicken. The Greek chorus—Baste the chicken.

Unmold your jelly ring with a cloth rung out in hot water, a grapefruit knife, and your pet cuss words. Don't lose heart, it will come out. Give it another Turkish bath and there it is. Fill the slightly hand-carved inside with the strawberries and put it back in the refrigerator to retain its shape and chill. Baste the chicken, put on the butter and coffee cream. There is the bell, smooth your hair and count ten, smile if it kills you. You can return to the kitchen during the gushing with ease and let your husband suffer. Take the potatoes out first, a piece of butter and a dash of paprika in each as you put it in the vegetable dish, then the tomatoes on the table. Then pour the sauce (and see that both you and your husband call it that and not gravy, which it is definitely not) off the chicken into a sauce bowl; put the creature on its platter; pour water; bread on; hot plates; and there you are standing shyly in the doorway catching the female eyes, and indicating that you do hope they will forgive any one so new at the game for anything too utterly awful. Bah!

Well it was a good bird, but it was expensive, and there doesn't seem to be enough for even you and John Doe to eat. There is that one half of tomato and what to do with just two cold baked potatoes? All right, what—peel them, cut in bits and cream them. All you will have to buy for this night's dinner is one half pint of cream, one quarter pound of mushrooms, and one large grapefruit.

Just as the secret of roasting anything well lies in basting it with every other breath, so the secret of leftovers is the combination of flavors you choose. So get the mushrooms, scrub and slice them, put them in a casserole with one tablespoonful of butter, and as soon as they begin to look like old blotters, add every snippet of chicken that you have been able to claw from the bones. Then to one half tablespoonful of flour, mixed thoroughly into the chicken and mushrooms, add the juice of half a lemon and one half teaspoonful of Worcestershire sauce, mix again and add one half cupful of cream, mercy me, think of it—cream! Place under the broiler flame or in a very hot oven, to blister and brown while you throw a salad together and fix the grapefruit.

Those two fresh and sharp things will taste mighty good after a serole of chicken and mushroom and creamed potatoes, and that particular combination make a little dinner hearty enough to be called a dinner.


Class stand! Pass quietly your next recitation.

Right from our own kitchen

WITH summer in full swing and the devitalizing "summer days" upon us, our appetites apt to lag a bit. At no other season is it so extremely important to exercise good judgment in the selection of foods than at this time. Even Nature has sensed this and provided an abundance of vegetables and salad plants to suit our daily menu. Garden lettuce, those tiny tender leaves are so crisp and flavorful, can be the basis in the making of salads; and do serve plenty of salads—they're not only good for us, but are so delicious. Serve a vegetable, egg, and cheese salad and be sure to use raw vegetables as much as possible. All our salads are pert appetite stimulators. Now for the dressings, make them be light and use as much fresh fruit and vegetable juice as possible. Now that our food grinders are equipped with special attachments to squeeze juices from the vegetables—advantage of it, and, as the saying goes, "help yourself to health." P. S. These things mean beauty aids, too.

An interesting product on the market is Bakon-Yeast. It is pure yeast at its highest knowledge in Vitamins B1 and B2 (known as Vitamin G), and with its rich food stores of food in an economical, convenient, delicious form. It is also used in special diets, as it contains no salt, starch, or sugar, and it is indefinitely. It has a delicious bacon flavor and no taste of yeast. Sprinkle it on the breakfast macaroni and cheese; mix a little of it in with the mashed potatoes or stuffed baked potatoes. Use it mixed with butter to spread on canapés. In fact, use it in any place where the flavor of bacon is desirable. A level teaspoonful provides our Vitamin B requirement for a day. Comes in a shake jar and can be obtained in any grocery store.

"Spare the heat and save the meat"—says the Bureau of Economics in Washington. Meat at moderate temperature is a protein, and like the white of the egg, is toughened by long heating at high temperatures. Broil, roast, or tender well-fattened cuts of young animals, in an un-



HOME GROWN



*More Vitamins
More Mineral Salts*
**FOR YOU
and
OUR BABY**

ever painstakingly you may select vegetables—if they are not selected promptly after sun-ripening, will steal some of those special elements which your baby requires normally!

However painstakingly you cook these vegetables, you can scarcely expect to retain the natural moisture which you must to keep those special values!

Gerber's are Home Grown, within our trucking from our kitchens, selected soils, from pedigreed seeds, under our control. Then cooked in a vacuum against marauding air that lessens precious vitamins—and protected from such moisture loss as rob them of mineral values. And so we get them fresh, we can pack them unseasoned; you simply follow our orders if he advises. Add salt or sugar.



Gerber's
Pre-Cooked Strained Foods

RED TOMATOES, GREEN BEANS, BEETS, PEAS, SPINACH, VEGETABLE SOUP, STRAINED PRUNES AND CEREAL.
WE ARE INVITED to visit us and inspect our products when vacationing or travelling in Michigan

**To Please Your Baby—
Send for This Doll!**

Only 3 Gerber labels and 10c. Doll safe, sanitary; stuffed with cotton. State whether you want blue for boy or pink for girl.

GERBER PRODUCTS CO.
FREMONT, MICHIGAN
(In Canada: Grown and Packed by Fine Foods of Canada, Ltd., Toronto, Ontario.) 98

NAME.....
ADDRESS.....
CITY..... STATE.....

AGE OF BABY..... BOY..... GIRL.....

Send for "Baby Psychology"—a booklet on infant care, 10c additional.

dish without water. Braise, simmer, or stew less tender, leaner cuts with a cover and with or without water. All cuts of veal and lamb and pork are tender. Pork and lamb are fat enough for roasting and broiling. Veal usually is fat enough only for braising—generally with a little liquid added.

The less connective tissue there is in beef—the more tender it is. Tougher cuts are made tender if cooked as pot roasts, "smothered" or braised steak, or stew, or if ground or chopped as tender meat in hamburger steak or meat loaf. Fat usually is added. To pan-broil tender steak or chops, brown both sides in a lightly greased, sizzling hot skillet, lower the heat and cook slowly, turning the meat over and over to insure even cooking. Pour off accumulated fat or the meat will fry. Never cover or add water in pan-broiling.

How many minutes per pound a roast takes to cook depends mostly on oven temperature and whether the meat is to be rare, medium, or well done. A standing beef roast, seared for 20 minutes in a hot oven (about 500° F.) and finished in a moderate oven (about 300° F.) usually is rare in 16-18 minutes to the pound, medium in 22-24 minutes to the pound, and well done in 30 minutes to the pound. Rolled roasts take from 10-15 minutes more per pound than standing roasts. The only sure guide, however, is a roast meat thermometer inserted into the thickest part of the meat. Beef is rare at about 140° F., medium at about 160° F., and well done at about 180° F., on the meat thermometer.

* * *

Starch put up in cube form, is now on the market. It takes all the guesswork out of starching laundry. Directions for making hot and cold starch solutions with this new product are given on the box. If you are interested, I'll be glad to send you the name of it.

* * *

Instead of making the usual folded type of jam tart, try this way for a change—and we'll miss our bet if you don't like it. Make individual tart shells. Fill baked shells with whole-fruit jam, pile an unsweetened meringue on top and brown under the broiler. Serve at once. For a change, use scooped-out English muffins in place of the tart shells—they're delicious.

* * *

Have you ever used Midget Maid steel wool soap cleanser? It is made up in pad form, and by dissecting one of these pads, you will find that the inner core consists of a cotton fabric saturated with a soap made purely of vegetable oil. The steel wool thread which is very fine, is wound in two different directions giving it long life. The soap emits through the steel wool fibers as it is used, and



Put Action in your days
with this Energy-building breakfast



HOLLYWOOD—
EVELYN VENABLE, POPULAR
YOUNG FILM STAR, SAYS,
"GET THE SHREDDED
WHEAT HABIT. IT'S DELI-
CIOUS!" IT'S FIRST CHOICE
OF MILLIONS—AND GAIN-
ING NEW CUSTOMERS
EVERY DAY.



**ON BEACH
AT
ATLANTIC
CITY**


MARDEE HOFF,
NEW YORK'S MOST
PERFECT MODEL, SAYS, "JUST GIVE
ME PLENTY OF FRESH AIR AND
EXERCISE AND MY DAILY BREAK-
FAST OF SHREDDED WHEAT. THAT'S
THE WAY I KEEP FIT!" AND MILLIONS
OF ENTHUSIASTIC SHREDDED WHEAT
FANS AGREE WITH HER!

SHOOTING SKYWARD—

ALL THE SHREDDED WHEAT SOLD
IN ONE WEEK STACKED PACKAGE
ON PACKAGE WOULD EXTEND 22.5
MILES OR 16 TIMES AS HIGH AS THE
FAMOUS STRATOSPHERE
BALLOON FLIGHT. ORDER
THIS INCREASINGLY POPU-
LAR BREAKFAST NOW!



FLASH!
SCIENTISTS
REPORT,
"WHOLE WHEAT
CONTAINS AN EXCELLENT BALANCE
OF VITAMINS, CARBOHYDRATES,
MINERAL SALTS AND PROTEINS."
THESE ARE THE FOOD ESSENTIALS
THAT HELP KEEP YOU ACTIVE AND
MENTALLY ALERT. AND SHREDDED
WHEAT IS 100% WHOLE WHEAT



**SHREDDED
WHEAT**




A Product of National Biscuit Company,
bakers of Ritz, Uneeda Biscuit and other
famous varieties!

ASK FOR THE PACKAGE SHOWING THE PICTURE OF NIAGARA FALLS AND THE RED N. B. C. SEAL

Now AUTOMATIC HEAT AND AIR CONDITIONING

to fit your needs and pocketbook



IN SUMMER
COOL
HEALTHFUL AIR



IN WINTER
AIR-CONDITIONED
WARMTH

If you know anything about the comforts and convenience of air conditioning, you have wanted it for your own home, of course. Everyone does. For air conditioning is the symbol of the modern home, the practical expression of gracious living. And now Herman Nelson places this modern, healthful convenience well within the reach of the average family. Remember, too, the Herman Nelson products are so related that once you have decided upon an automatic heat and air-conditioning program for your home, you can enjoy partial fulfillment now, and complete your program in such stages as your budget permits.

Consider The Cost of Doing Without It

In fact, the cost of Herman Nelson equipment is so reasonable, you may be paying for air conditioning right now without enjoying its many advantages. If you consider the time and money spent on an antiquated heating system, and never ending cleaning bills, you know there is something more than comfort to be credited to air conditioning. You know, too, that the same dry unconditioned air that causes furniture to check and fall apart is also injurious and costly to the family health.

A New Automatic Heat And Air Conditioning Service

By all means investigate the new Herman Nelson Automatic Heat and Air-Conditioning Service. Feel free to consult your local Herman Nelson distributor, without obligation.



A COMPLETE LINE OF PRODUCTS from one manufacturer

Self Contained Summer Air Conditioner



Oil-Burning Air-Conditioning Furnace



Oil Burning Boiler

Coal Burning Air-Conditioning Furnace and Automatic Stoker



Conversion Oil Burner

If you cannot locate your distributor easily, write to us for full and complete details.



HERMAN NELSON

Automatic Heat and Air Conditioning

GENERAL OFFICES AND FACTORIES AT MOLINE, ILLINOIS

the cotton fabric helps the pad to retain its shape. This may be found in almost any hardware store. Try one—you'll like it.

* * *

The Pompeian Olive Oil Corporation is now putting out their pure virgin olive oil in a shaker style bottle. This is for French dressing. The bottle is filled $\frac{3}{4}$ full with 5 ounces of the oil. It is *purposefully* slack-filled to enable you to add the other ingredients to make French dressing, and shake it all up together in the shaker-bottle—so don't think that you are being short measured when you see that the bottle is not brimful. A French dressing recipe is given on the neck-band of the bottle.

* * *

Dromedary Devil's Food Mix is really a necessary addition to your cupboard shelf, as it is one of those "ready-at-a-moment's-notice" products. All one needs do is open the package and follow the very simple directions given on the box and, in a short time, there is one of the best devil's food cakes you have ever eaten. It can be obtained at almost any grocery store, at a very nominal sum.—ELSA MANGOLD, Dietitian, American Home Kitchen

Why shouldn't you have a small greenhouse?

[Continued from page 13]

bloom which are dug up and potted. They'll wilt, of course, at first, but soon will brisk up again. Besides, they are being moved to the very best of living quarters. Those exasperating, handsome stock plants, that just wouldn't bloom all summer, are especially responsive to indoor culture and will soon start into fragrant spikes of beauty.

Chrysanthemums, too, are potted up and after a month or so are brought indoors. Here they are safe from that devastating early frost that blights with black magic. The Anemones, Cascades, and Koreans, are fine for indoor decoration if they have been properly pruned, and carry in their smaller flowers all the rich coloring of their family. Next year, with more experience, the gardener will plan for late bloomers, and will include also some of the giant headed types like those grown by commercial dealers, or for exhibition purposes. Bigness is a tangible fact that even the non-gardener understands. It draws "oh's" and "ah's" from him and gives the grower a legitimate glow of pride.

Autumn is the time, too, he finds, to pot up bulbs for winter forcing. A pit, lined with coal ashes, or a simple coldframe takes care of these bulbs while their roots are

forming, and until they are brought in for leaf and flower development. And then how hard are the moist, cool conditions of the greenhouse! No blind gro or spindly stems now, as in some of those other half successful attempts of his under ordinary home conditions. After a season's experience this bulb planting and forcing schedule will click as easily as planting of well-known annuals.

Pans, pots, or wooden flats whatever is used—they guarantee bloom for gloomy winter days. There, under the greenhouse benches, is that handy extra space where the more cumbersome can be shifted about conveniently until they are ready for full light. These flats, tightly planted with bulbs, make possible a supply of cut flowers for dining or living room, while the pans or pots if they have been thoughtfully selected in advance to fit some handsome tainer, can be planned to monize with the colors of living room itself.

The shrewd gardener uses only the best of bulbs. Big, fat fellows with a flower bud already forming and all agog to bloom for him! real charm, too, only one cold a pot. Early Tulips, both single and double, are the only practical types for house culture, but with the new facilities of the greenhouse, he adds other kinds as well. Triumph Tulips and new Grullemans strain are an addition for early dependent bloom, long stems, and interesting colorings. They are easier Darwins too for indoor culture.

Giant Trumpet Daffodils, many of the beautiful Incompbilis and Barri Narcissus hybrids are handsome and satisfactory under glass. The second size hybrids make a big enough bloom indoors, and especially lovely the Dutch Miniatures, a small size still. All the single Hyacinths with their spreading bells, have lighter grace than the double Muscari—Grape Hyacinths—fine for forcing if bought in newer, or giant varieties, and only one kind of early spring bulb that make beautiful pans of bloom. Tiny Narcissus of odd shapes yield the beauty of yellow cream white.

Without any of this preliminary rooting in a coldframe the gardener starts in the greenhouse itself, Freesias and "baby" Glads. Both will supply cut flowers for the home. The Freesias are plentiful and generous in their lovely fragrance and in the purity of their color. The new baby Glads, either Colvillei or Tecolete hybrids, reach their height of bloom in March. Their planting is delayed until November. Then, there are Calla Lilies (Zantedeschias) which nurserymen offer from autumn and which can be potted up

LOW COST, Not weather VACATION



ar, far away from T WEATHER WORRIES!

nsulate YOUR HOME with **Simco** HOUSE ROCK WOOL INSULATION

temperature of your can be reduced from 5 degrees, by insulating the hollow side walls, floor ceilings with thick fill of Simco Wool. Every room in the home can be as cool as the evening breeze.

's daily household tasks become lighter; savings are a cool, restful delight to every member of the family; and refreshing sleep is assured. Hot weather worries are banished, and living at home is like an inexpensive, all summer vacation.

The cost is a trifle when compared to the increased comfort secured. Write today for your free copy of the interesting book, "Year Round Comfort for the Modern Home."



GENERAL INSULATING MFG. CO., Alexandria, Ind. WORLD'S LARGEST EXCLUSIVE MANUFACTURERS OF ROCK WOOL PRODUCTS

we \$500 and up DOVER— \$862 (for 10)



MODERN HOMES at Mill Prices!

Direct from Mill and Save—You buy at 5 great mills at lowest wholesale prices. You buy your home complete. No extras! 70,000 people live in Gordon-Van Tine homes. Many save \$500 and up! **Continuous Ready-Cut System**—Saves you labor, 18% in lumber waste and gives stronger, better built home. Brings the best of modern production methods to home building.

Best Guaranteed Materials—Complete specifications assure you of guaranteed millwork, hardware, paint, tinwork, plumbing and heating. Best materials and best construction save repair costs year after year. Satisfaction Guaranteed or Money Back.

Active Modern Features—Skillfully arranged floor plans, sunlight kitchens planned to me and steps, cheerful dinettes, modern rooms and many other features mean more comfort and less work for the housewife. **Building Material Catalog**—Get free book showing 100 Building Material Bargains. Doors, windows, paint, hardware, built-in fixtures, plumbing—everything for fix-up work—at amazing money-saving prices.

FREE BOOK HOME PLANS—Get modern home specifications, valuable building information. Send for it today!



Gordon-Van Tine Co. Largest Specialists in Home Building Since 1806 1742 Case Street, Davenport, Iowa. Ask free books wanted: Homes, Garages, Buildings, Building Material Catalog.

or those old calla bulbs from the garden, provided they have enjoyed a well-earned rest of three months, can be started into activity again.

At this point the gardener with his new greenhouse takes another deep breath. "Well, that's done! What next?" Already "what next?" is becoming a familiar tune to him.

Now he marches to the nurseryman and looks at the variety spread so dazzlingly to tempt him. He feels somewhat like a youngster let loose in a toy shop. For hasn't he an honest-to-goodness excuse to buy, and to buy lavishly? Only bench space and a diminishing pocketbook call a halt at last to an orgy of spending. Yet who doesn't thrill to a mass of beautifully grown plants? Who can blame him?

That lush effect of healthy leaf and far reaching stems gives to the greenhouse one of its best reasons for existence. The gardener knows that now, under the propitious new living conditions, there will be no half-hearted growing. He takes a fling at a Lemon tree and a beautiful Otaheite orange, with their gaudy fruits and glossy leaves. The capricious African Violet (Saintpaulia) with its downy foliage and lavender blue flowers, and the exotic Anthurium (Flamingo-flower) with its oddly shaped pink or red bloom—all will be happy. No sad dropping of Begonia leaves, either. Christmas plants like Poinsettias, the Christmas Peppers, and Ardisias with their firm foliage and bright red berries, will never know the post-season doldrums of their housebound kin.

As a suggestion of tropical growth and vigor the gardener selects Dracaenas in two or three kinds, Pandanus for its stiff pattern of growth and an Araucaria (Norfolk Island Pine) for the swirling symmetry of its tender green foliage. He chooses Ferns to fill out open corners with their finer growth, and to creep or droop with a clinging grace over the edge of the benches he takes home the Creeping Fig (ficus repens), Tradescantia, and Fittonias with interesting leaves, deeply lined with rose or silver. There, against the back wall of the greenhouse, he places his Glory-bower or Clerodendron. In time it will climb and twist and become part of the drooping grace of the Tuberos Begonias there, and of Saxifragas and Oxalis.

Soon the plants are adjusted to show off at their best in their new quarters. They appear happy there. The gardener marches back and forth between them, admiring and loving them at the same moment. At last the greenhouse looks like a completed unit.

Now he enters upon that phase of his planning which tests both

IRON FIREMAN AUTOMATIC COAL HEAT

declared finest money can buy



"Iron Fireman dependability and economy has been very definitely demonstrated to me," says J. B. DEAN of Mason, Mich.

IRON FIREMAN really has changed the whole picture of automatic heating. Coal is now the preferred fuel—outstandingly more economical—at least equal in cleanliness and convenience—far ahead in quality of heating, in safety and dependability.

Take economy—which is important. J. B. Dean, prominent Ford dealer of Mason, Michigan, kept a record of fuel costs for 6 years in his home, using liquid fuel. It averaged \$143.33 a year. With Iron Fireman fuel cost is now only \$87.14 a year. Saving \$56.19 or 39%.

In his business, hand-fired coal cost \$365 a year (9 year average). Iron Fireman fired coal cost \$254.16—a saving of \$110.84 a year or 30%.

Mr. Dean or any of the many thousands of users can and will gladly tell you of the joy and comfort as well as the amazing economy which Iron Fireman has brought them. Take a good look at Iron Fireman heating for your firing job.




Iron Fireman automatic coal burner and residence of J. B. Dean, Mason, Michigan.



Mr. Dean's business building and corner of boiler room showing his Iron Fireman automatic coal burner.

New COAL FLOW abolishes coal handling

The new Iron Fireman Coal Flow feeds coal direct from bin to fire—no hopper to fill—you need never see the coal. You can buy a Coal Flow model for as little as \$10.72 a month with a small down payment; standard hopper model for as little as \$8.97 a month. Quickly installed in old or new heating plants. Your Iron Fireman dealer will give you complete information, or we will send literature direct. Use coupon.



Coal Flow model feeds coal from bin to fire. For hot water, steam, vapor-vacuum boilers, warm air furnaces.

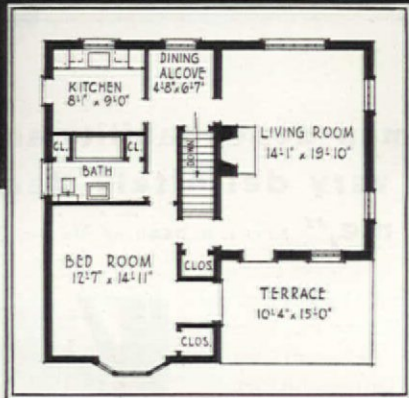

IRON FIREMAN Automatic Coal Burner



IRON FIREMAN MANUFACTURING CO. 3058 W. 106th Street, Cleveland, Ohio

- Send literature Residential Commercial Power
- Please make firing survey

Name _____
Address _____



Concrete demonstration house, downtown Philadelphia. Concrete walls and floors with fire-safe roof. Designed by S. D. Kaufman.

Picture your home in warm, beautiful, firesafe CONCRETE

WHY should anyone be satisfied with a less perfect home than concrete builds? Look around you at the demonstration houses and the new homes of concrete. They're lovely to look at and satisfying to live in. They're varied in size and shape, in architectural style, surface texture and color. But they're alike in this respect: *the cost is amazingly low* for quality construction!

Concrete builds snug homes, cool in summer, warm and dry in winter. Safe homes—havens from the attacks of fire and storm. Enduring homes, proof against termites, time and decay. Trouble-free homes—no cracking walls, sagging floors or sticking doors and windows. Settle down for life in a carefree concrete home.

Of course you can have concrete floors!

—they're the finest floors made, but moderate in cost. Concrete floors are warm and quiet, fireproof and strong. They take any covering you wish—wood, carpet, linoleum, or simply colored and waxed. You can have them different in every room. Send for beautifully illustrated booklet, "22 Low Cost Concrete Homes."

TELL YOUR ARCHITECT you want a concrete home. Before you build ask a concrete contractor or concrete products man to estimate your house with firesafe concrete walls and floors. Demand a firesafe roof. Be sure that your architect and builder are familiar with the new concrete technique.

PORTLAND CEMENT ASSOCIATION
Dept. A8-5, 33 W. Grand Ave., Chicago, Ill.

his ardor and experience. It is already time to plan for next summer's garden. For the first time in his gardening career he has space under proper control of heat, moisture, and light. He starts into growth from late January on many choice new perennials, so that his hardy garden will rise above the commonplace. In late February those annuals, like Snapdragons and Verbenas which need a long season, are started, and in March the half hardy annuals, which are to be planted out the very instant the weather permits.

As soon as these plantings are under way the gardener enters with a spirit of real adventure on the last stretch of his year's cycle. Now, indeed, is the proof that he is the real owner of a greenhouse, for those blooming specimens which he has bought in the past in single purchases from the nurseryman he will raise himself this year.

Primula Obconica and Flowering-maple (Abutilon) are his first planting in April. This he follows in June by a sowing of Cineraria. In July, Calceolarias—and these are beautiful in the hybrid, Albert Kent—and Snapdragons, and the Baby Primroses (P. malacoides) are planted for mid-winter blooming. Trachelium coeruleum, that half hardy perennial which he has been reading so much about lately, captivates him with the lure of its lavender blue flowers which will bloom by winter, if started in August. September, the gardener finds, is a fine month to start Calendulas so they will begin to bloom as the Chrysanthemums are done. At this time, too, and a little later, he plants Schizanthus, which, because of its shape and soft colorings, is sometimes called "the poor man's orchid."

When all this is done he wipes the dirt from his palms and stares at all his labors. "My hat!" he exclaims. "Why, I've been at this greenhouse business just one year! Not so bad, eh?" He looks about him for something more difficult to attempt. He begins to pore over specialty catalogues.

On the hearth of The American Home

[Continued from page 4]

not? A few dollars paid out yearly for such a policy will put the money in your hand at the very moment you need it. Or you may wish to give your child a fine graduation present when his or her college days are ended. An insurance policy will make it easily possible.

Some parents go even farther than that, and cherish the ambition to "set their children up" in life by starting them out with generous bank accounts. A friend of mine fairly burned himself out in his efforts to leave to each of his

several children the sum of \$1000. Some philosophers will admit that such a course is a good one to spoil a child. But so much is certain, especially in these times when young people so often find great difficulty in obtaining employment: parents may have to carry them along for some time.


Doubtless my work as a college professor brings this fact home to me very sharply. Every June I send out into the world some hundreds of young people, many of whom have no idea where or how to secure employment, while others haven't even an idea of what they wish to do. How can they know? They haven't had enough opportunity to try out life.

Yet many of them have ambitions both real and varied. They have to grope their way, find their out life at this point and that, before they can make an intelligent choice of a life occupation. While they are doing this, and battling at the doors of a seemingly friendly world, they must be careful. In fact, it may require almost as much expenditure per annum for a little time, to launch the life as it did to put them through college. Will your ordinary income meet the demand?

When you get your career launched in life, have you attained all the social security you envisioned? Indeed you have. There is still the matter of your own retirement fund to be worked out. Fortunately, nothing is so easy to work out. You can buy life insurance on almost any conceivable terms. You can retire at any age you choose, with whatever guaranteed life income you desire.

Every man must decide for himself at what age he wishes to stop active work, and how much

NEW KIND OF SEAL
FOR JAMS.. JELLIES.. ETC.



JIFFY-SEAL FOR EVERY KIND OF JAR OR JELLY

Saves Time—Money—Labor—Material

A MARVELOUS new invention needed by every housewife who makes jams, etc. Seals any glass or jar in usual time, at 1/2 the usual cost! No tin to melt—no tin tops to sterilize—no waste. A perfect seal every time. Amazingly easy to use. Try Jiffy-Seal the new transparent film invention.

At your dealer's, send 10c for full-size package to CLOPAY CORP., 1580 York St., Cincinnati, Ohio.

Get these LOVELY GIFTS FREE

Unusual plan enables us to give you these beautiful and valuable decorative pieces FREE for only a few minutes of your time. . . . Send card or letter today for full information.

Metalcraft Products Co. Box 358 Evansville, Ind.



EVERYONE RECOGNIZES THE QUALITY TISSUE which is also a real economy

Tissue is smooth, soft and sheer, rough in texture. Above all, it is and safe for everyone's use. It comes in Pure White and "natural," attractive colors. Roll fits all fixtures, but contains 2000 sheets, more than double the ordinary. 25c a roll, or 10 roll cartons at drug, department or better grocery stores. Or write to W. W. Paper Co., Albany, N. Y.


A.P.W.
Satin Tissue



Protect your Dog from SUMMER ITCH"

Skin trouble of dogs is due to vitamin deficiency in their feedings. You can easily correct this by adding to each meal a spoonful of Fleischmann's Irradiated Dry Yeast. It's extra rich in the vitamins all dogs need. Try it, and watch results.

25c, 50c, 85c, \$3.50. Sold at pet, department, sporting goods, feed, seed, drugstores. If your dealer hasn't it, write Standard Brands Inc., Dept. AH-8, 595 Madison Ave., New York, N. Y.



STEVENS CHICAGO
WORLD'S LARGEST HOTEL
OUTSIDE ROOMS 3000 BATHS 250 UP

come he needs to live on. Nevertheless, it is quite within the range of this article to suggest that a man is happier when he continues at his work until he begins to feel the strain of it. On the other hand, he may gain added joy of life by retiring before he is entirely worked out. Therefore, if one buys an annuity, or any other form of income-producing policy, it is well to have the income start before one is too advanced in age. Even if your insurance income begins at fifty-five or sixty years of age, you don't need to retire unless you choose to do so. On the other hand, consider the number of men who begin to wear out fast by the time they are fifty. An assured income at that age may make it possible for you to retire before the wearing-out process has gone very far.

But no matter how long you live, eventually the day will come when Nature takes you to herself. No one can know when that time will be. No one can know how many dependents he will leave behind him. If there are any at all, every man wants to feel assured that they shall enjoy the social security he labored to gain for them. Yet, unless he looks into the matter closely, any man is quite likely to trip here; and to stumble here is tragedy indeed.

Perhaps the first thing concerning which we want to be absolutely certain is that there shall be abundant cash on hand to meet the pressing needs that inevitably come at that time. There are burial costs to be met, and bills for nurses and physicians, and the ordinary costs of living that have piled up during the last illness. And there is that long period of adjustment when your family is getting accustomed to a new scale of living. One of the greatest things any man can do for his family is to make sure there is no shortage of funds during those trying weeks or months. A straight life policy that will immediately bring in \$500 or \$1000 cash, or whatever sum you desire, is the best safeguard for your family at such a time.

And then there is the matter of the settlement of the estate. Unless you have provided against it, your estate may shrink terribly in the settlement. The period in which an estate may be settled is strictly limited. In some states it is only one year. If inheritance taxes are not paid within the year, penalties are laid against the estate.

It may also be necessary to have additional cash in hand to conserve other values. Your executors may decide that the wisest thing to do is to buy out the partners in the business in which you were a part owner. Or they may decide to buy a controlling interest in the stock, for it is often poor judgment for a widow to continue to run her husband's business in connection with her husband's partner.

INSULITE PRODUCTS

YOUR HOME SHOULD HAVE THESE

Hidden Safeguards



BILDRITE SHEATHING
Bildrite Sheathing has four times the bracing strength of eight inch Siplap... far more insulation than average lumber... lowers application costs.

LOK-JOINT LATH
Lok-Joint lath eliminates lath marks on ceilings... deadens sound through walls... assures greater freedom from plaster cracks... insulates.

THE INSULITE WALL OF PROTECTION

Bildrite Sheathing on the outside of frame work ... Lok-Joint Lath on the inside, combine to form the Insulite Wall of Protection. It assures:

1. Stronger walls...to withstand stress and strain.
2. Insulation that assures comfortable, healthful living conditions the year round.
3. Fuel savings year after year.
4. Attractive interest on your investment.
5. Higher resale value for your home.



Insulite products are sold by lumber dealers. Write for free book "Building for the Future."

THE INSULITE COMPANY
Dept. AH46 Builders Exchange Building • Minneapolis, Minnesota



Tea House, Dutchess County, N. Y. Cabot's Stains on roof and walls. Architect, Roswell F. Barratt.

Houses Last Longer when stained with CABOT'S STAINS

Cabot's Creosote Stains give your house *new beauty*, and they give it *new life*, too. The pure creosote vehicle *doubles the life of wood* . . . To get the full protection that

you want, insist on Cabot's when you stain. Color card and complete information on request. Samuel Cabot, Inc., 143B Milk Street, Boston, Mass.

Cabot's Creosote Shingle Stains



The Distinguished Beauty of WESTERN PINES

is more than ever apparent in this fine mantel. Here all the grace of perfect pine has been utilized to create, through simple panels and fluting, a rich and harmonious dignity befitting a cherished home. Write for our free booklet "Western Pine Camera Views." Western Pine Association, Dept. F-2, Yeon Building, Portland, Oregon.

WESTERN PINES

Idaho White Pine • Ponderosa Pine • Sugar Pine

All too often the partner gets the big end of the deal. So ready cash may play a big part here, too.

When you have done the things suggested, or as many of them as fit into the pattern of your life, you will experience a feeling of assurance that is past belief. You will truly have achieved, for both yourself and your family, that most desirable financial goal, social security.

Old weather vanes on entirely different business

[Continued from page 12]

was probably no attempt at humor, yet in a modern age they appear amusing and for all their seriousness, are just that. For example the Angel Gabriel had a great vogue as a weather vane. It may have been the result of war hysteria or fear associated with the prophesied end of the world. Gabriel was the angel chosen above Michael and his cohorts to be the subject for weather vane designs; not one design, but several appeared. The one shown here was found on Long Island, but is supposed to have been brought from somewhere in Connecticut. Since the features, and in particular the nose, are characteristic of New England, this is undoubtedly correct. Another Gabriel is clad in full, flowing garments, suggestive of the Victorian angels and the trumpet which he blows resembles a modified horn of plenty. A third example of Gabriel, and one which had considerable vogue in the middle of the nineteenth century is a cherub, without wings, which resembles one of Rubens' chubby angels, or a cupid with a horn instead of bow and arrow.

Early vane catalogues sent out to the trade by manufacturers are elaborately illustrated and take the reader into their confidence. They advise that the best vanes are of copper, gilded with finest gold leaf and will not corrode but will "keep bright for ages." Eagles illustrated are full-bodied, wings double thickness and perfect facsimiles of the American Eagle, drawn from life. They are erected on wrought-iron spires, with points of compass, gilt letters, and ball.

Other of these vanes are sentimentally named after famous horses and blooded stock, among them Ethan Allen, Maud S, St. Julian, Dexter, Dexter with Jockey, Merino Ram, Sweepstakes, Duchess of Oneida. There are replicas of horse cars, ocean liners with side paddle wheels, sword and Union cap, soldier of the Union Army on horseback, implements of war, suggested unquestionably by the Civil War period.

A weird and amusing assortment of old vanes may be seen at the galleries of collectors of Early

American folk art. At the American Folk Art Gallery there is interesting and unique select chosen by Mrs. Halper and Horne with care and thought.

Lusty cocks and great fanned eagles, mounted permanently on garden wall in city or country, give detail and character to the garden. Or the great, clumsy ostrich erected securely on a base standard and set in the corner place for effect, is a suitable garden ornament. Over at Sutton Place, in New York City, there is a charming garden where several old weather vanes have been used in this manner. A fine cock, mounted too handsome to leave to the mercies of inclement weather, has been mounted on a pole with a rotating base and can be moved indoors and out, as desired.

Thus, while some vanes are put up to their old tricks of shifting with the wind from housetops, stables, the older vanes are an entirely different business, coming indoors after a long life in rigorous open, bestowing on interiors a certain freshness and beauty from long association with the outdoors. Proud and quiet they take their places in the world of decoration within the walls of the house instead of without.

Canning hints from The American Home kitchen

FOR successful canning the following principles should be firmly adhered to:

1. Choose absolutely fresh food
2. Have it scrupulously clean
3. Be accurate in measuring and weighing
4. Seal foods as quickly as possible after placing in jars
5. Clean and scald all equipment before using
6. Check carefully to see if seal is perfect

Common canning terms

Sterilizing. Wash empty jars and bottles in plenty of hot, soapy water. Rinse thoroughly. Place in a kettle, cover with cold water, bring to a boil. Let boil for a fifteen minutes. Remove each jar or bottle from water only after time needed for filling. Remove caps and tops only as needed to place in jars. Boil the jar rubbers separately from the jars for fifteen minutes. Jar lifters can be purchased at any department or hardware store for a very nominal sum—and they do tend to prevent many burned fingers.

Some recipes say to scald foods. This means to dip in boiling water. The reason for this is to loosen the skin so that it can be removed without loss of pulp to lessen strong flavors of certain foods such as onions.

Blanching is done to re-



Accuracy

"Ula-Maika," Hawaiian game of darts, accuracy of aim determines winner. The "Ula" (polished) must roll true to the goal. In apple juice, accuracy of flavor defines the leader. In DOLE vacuumed cans, flavor is true to the fruit. Because of this accurate field-freshness, Islanders have declared DOLE Apple Juice the leader. On the island, the flavor, the economy, the economy of serving have made this unexcelled, natural juice a favorite for breakfast, noon, and night. Be accurate in ordering. Always say DOLE Hawaiian Pineapple Juice.

Hawaiian Pineapple Company, Ltd., Honolulu, Hawaii, U. S. A.—Sales Offices: San Francisco, California.



ALWAYS Ready to serve

For breakfast, lunch, the children's supper or between meals, Kellogg's are wholesome and nutritious.

Ready in a jiffy. No cooking. Just pour on milk or cream. One of the most economical cereals you can buy. Order from your grocer and insist on Kellogg's—for outstanding value.

Nothing takes the place of

Kellogg's CORN FLAKES

strong flavors or acids—to make the texture firmer, or to break down tissues so that food can be more closely packed in the jars.

Cold dipping is the rapid cooling of foods after scalding or blanching. This is done to firm the tissues lying immediately under the skin so that the skin may be removed without pulp—and also this rapid cooling sets the color pigment of foods, helping them keep their fresh appearance.

Select jars according to the size of the family. For instance, use two-quart jars for large families, and for the small family of perhaps two or three, a pint jar would be a good size. The quart size is ample for the family of four to six. Wide mouthed jars are preferable because of the ease of filling, and also the ease of cleaning. Square jars are advised for corn and certain meats, such as chicken. If you are using jars with metal tops—be sure they are smooth and even, that the edges are not rough and jagged so that they cut into the jar rubbers, damaging them to the extent of allowing air to enter jar, causing spoilage. Use a new rubber for each jar *always*. Decide what utensils you will need for your canning and have them all assembled, clean, and scalded before you start work. You will save steps, time, and temper.

The following is an average list of the utensils you will need:

1. Large kettle for cooking, scalding, and blanching
2. Strainer bags or a couple of yards of fine cheesecloth
3. Three sharp knives—one large and two paring
4. Large strainer or colander for dipping
5. Accurate household scale
6. Quart measure
7. Two standard measuring cups—one for liquid and one for dry ingredients
8. One set of standard measuring spoons
9. Jar lifter
10. Long handled wooden spoon
11. Long handled ladle with side lip for easy pouring

Fill jars to overflowing so as to exclude all air. When jars are filled, insert flat wooden blade or silver knife to bottom of jar to force out air bubbles. When making jams, jellies, or conserves, melt paraffin for top sealing in a small utensil with a pouring spout, and pour paraffin onto material as soon as it is put into glasses. We suggest cutting white string into 5-inch lengths—one piece for each jar of jam or jelly—and sterilizing it with the glasses. After material has been poured into glasses, lay a length of the string over it, so that the ends of the string project over the sides of the glass. Then pour on the paraffin. This facilitates removal of wax, by just pulling up both ends of string at once, eliminating cutting the wax or poking it up with a knife, and consequently prevents getting little pieces of the wax into the jelly.

Big as life and just as natural



in **LOW COST MOVIES** in *Full Color*



COMPACT Filmo "8" MAKES BRILLIANT COLOR MOVIES

● Sally's tanned young figure in the blue of the lake . . . all the rich colors of nature are yours to capture in your own movies. With your watch-fine, compact Filmo "8", designed for color movie-making by the men who make Hollywood's finest color cameras, *what you see, you get!* Best of all, your camera uses the new, low-cost 8 mm. film—twice as many pictures per foot.

New 8 mm. film makes movies at snapshot cost

Filmo "8's" have everything—every mechanical and optical feature you need to take theater-quality movies. Enclosed spy-glass viewfinder—*what you see, you get!* Accurate, automatically set film footage dial. Four speeds from s-l-o-w to fast motion. Finest, interchangeable F 2.5 lens. Built-in exposure calculator which eliminates guesswork. Filmo Double 8, for color and black-and-white movies, only \$75.

Get this FREE booklet—"How to Make Inexpensive Personal Movies"

Our new book on home movie-making is packed with pictures showing you how easy, how inexpensive, it is to make personal movies of your children—pictures as they grow up—a record of priceless value in later years. We will be glad to send you your copy—without obligation. Just mail the coupon.

BELL & HOWELL COMPANY

CHICAGO • NEW YORK • HOLLYWOOD • LONDON
Since 1907 the world's largest manufacturer of precision equipment for motion picture studios of Hollywood and the world.

MAIL THIS COUPON FOR FREE BOOKLET

BELL & HOWELL COMPANY
1852 Larchmont Ave., Chicago

Please send me a copy of your free booklet, "How to Make Inexpensive Personal Movies."

Name.....

Address.....

City.....State.....

DELPHINIUMS

World Famed WHITES. Rare New COLORS. FRAGRANCE. Seeds and Plants. Catalog. Jap Iris

HOODACRES

Originating Gardens, Troutdale, Ore.

RAISE GIANT FROGS

FREE BOOK **START BACKYARD!**
Good possibilities. Breeder lays 10,000 eggs yearly. Frogs sell up to \$5 dozen. Market waiting for all you raise. Any climate suitable. Write for **FREE FROG BOOK** today.
AMERICAN FROG CANNING CO.
(Dept. 151-R) NEW ORLEANS, LA.

INTERIOR DECORATION

FOUR MONTHS PRACTICAL TRAINING COURSE

Fall Term Commences October 5th

Intensive training in the selection and harmonious arrangement of period and modern furniture, color schemes, draperies, wall treatments, etc. Faculty composed of leading New York decorators. Cultural or Professional Courses. Also two-year course in Design. Day or Evening Sessions. Send for Catalog I2-R

HOME STUDY COURSE

Those who cannot come to New York may take the same subjects by the Home Study method. Students obtain personal assistance from our regular Faculty. No previous training necessary. Practical, simple, authoritative and intensely interesting course. Requires a few hours weekly in your spare time. Start at once. Send for Catalog I2-C

NEW YORK SCHOOL OF INTERIOR DECORATION

578 Madison Avenue • Established 1916 • New York City



TOILET odors are a danger sign. They warn you of breeding germs that threaten health. Summer is the time for added care in the bathroom. Keep toilets clean and safe with Sani-Flush.

Here's an odorless powder, that's made especially to clean toilets. Just dash a bit in the bowl (following directions on the can), flush, and the job is done. No scrubbing. No scouring. No work at all. Yet the porcelain glistens like new. Spots and stains vanish. Odors and germs are killed. The hidden trap that no other method can clean is safe and sanitary. Sani-Flush cannot harm plumbing. It is also effective for cleaning automobile radiators (directions on can). Sold by grocery, drug, hardware, and five-and-ten-cent stores—25 and 10 cent sizes. The Hygienic Products Co., Canton, Ohio.



Sani-Flush

CLEANS TOILET BOWLS WITHOUT SCOURING

The Uniform NUT MEAT CHOPPER

Chops Nut Meats with a Turn of the Handle

A convenient little item for your kitchen. Saves lots of work. Especially handy in the summer when you want chopped nut meats for warm-weather salads, sandwiches, desserts, etc. Three models: plain finish—50c; enamel finish in green, ivory, red or blue—60c; chrome—\$1.00. At your housewares dealer or write METWOOD MFG. CO., Rockford, Ill.



MY Bent Lawn IS A PICTURE!

writes Mr. P. C. Farris, 1108 Walnut St., Brazil, Ind. "This lawn is now four years old." From Iowa to the Atlantic seaboard and from Tennessee to Northern Canada SCOTT'S CREEPING BENT will produce fine turf. Fall is the best planting time. Our free booklet "Bent Lawns" will give you full information. Write today for all the facts about this marvelous grass.



O.M. SCOTT & SONS CO.
83 MAIN, ST. • MARYSVILLE, OHIO

The accommodating Trilliums

[Continued from page 21]

the brownish red blossoms are borne rather late in the spring and its beauty lies fully as much in the beautiful mottling of the leaves as in the flowers themselves.

Of similar appearance is the true Trillium sessile, Toad Trillium, of the Southern states. This species, also with brownish red blossoms, attains a height of only a few inches with mottled leaves and blossoms much larger in proportion to its height. From the lower states of the Mississippi basin a somewhat larger species with reddish green blossoms is known as the Green Trillium or Trillium viride.

None of the three sessile species just mentioned is showy, but there are two of the stemless kinds that are particularly attractive. One of these, California Trillium (*T. californicum*), is very large, growing in rich, moist soil from twelve to eighteen inches in height with correspondingly large, plain, light green leaves. The white petals, two inches or more in length, are tinged with pink at the base.

Last, but not least, of the sessile species is one which is not found classified in the standard works of our botanists, but which is known as Trillium flavum or luteum. This species has exceptionally beautiful mottled foliage on twelve-inch stems, and the pale yellow petals, two inches long, are borne erect, making a very striking picture. Although perfectly hardy and vigorous, it shows no tendency to spread from the root here in New England, and as it seems to grow wild only over a limited area in Tennessee, it will likely be some time before it will be generally planted.

STOP "Door-Bell Nerves"!

Organ Chimes instead of B-R-R-Rings

Here's the NEW announcing signal for the modern home! When your door-bell is pressed, two deep organ-like tones replace the irritating, nerve-wrecking bell or rasping buzzer. Tremendous nervous relief for everyone in the house. A charming note of welcome to your guest. Avoids confusion with the telephone. Can be used as graceful summons to meals. Hangs on the wall. A fitting ornament for hall or living room. Designed to harmonize with modern furnishings.

A Wedding Gift Idea
The Rittenhouse Electric Door Chime is a unique and useful gift at any time—especially suitable for weddings, new home-owners, etc. Finished in bronze and brass, \$6.00; chrome and black, \$7.00; prepaid, complete with special transformer.

Easily Installed by an electrician or by anyone who follows the simple instructions supplied with each instrument. Comes complete, with special transformer. At your electrical dealer's or order direct from us with check, money-order or C.O.D. Money-back guarantee. Free descriptive folder.

A. E. Rittenhouse Co., Inc., Dept. 56, Honeye Falls, N. Y.



RITTENHOUSE Electric DOOR CHIME

WHEN WINTER COMES

save up to 50% on fuel bills


ENJOY Automatic HEAT

● Believe it or not—now your home can have automatic heat this winter at a saving in your coal bill of up to 50%!

No expensive fuels! No tanks, piping, special auxiliary equipment to install. The Fairbanks-Morse Automatic Coal Burner "thinks for itself"—burns cheaper fuels economically.

Control it from a convenient thermostat in your living room—just like oil or gas. No acrid fumes. No greasy residue on home furnishings. No fire hazard.

Use coupon to get free booklet describing the new, exclusive advantages of F-M Automatic Coal Burners. Mail coupon today.



Fairbanks, Morse & Co.
900 S. Wabash Ave., Dept. 18, Chicago, Ill.
Please send me your FREE book on Automatic Coal Burners.
I am now burning about..... tons per season.

Name.....
Address..... County.....
City..... State.....

FAIRBANKS-MORSE
Automatic COAL BURNERS

Electrical Marvels

In nearly every new scientific achievement, electricity plays a major part—radio, aviation, home utilities, etc. Keep abreast of the amazing developments—stranger than fiction. Every month Popular Mechanics—written so you can understand it—brings you the facts. Besides, this big 200-page magazine is crammed full of fascinating pictures and accounts of daring adventures, latest inventions, new achievements in engineering, chemistry, physics. Be sure not to miss this month's issue—a thrilling and entertaining record of the world's newest wonders—25c at all newsstands.

POPULAR MECHANICS

(YOU CAN!)

CONTROL YOUR FATE

Only one power controls your destiny—a strange force sleeping in your mind. Awaken it! Command it to obey you! Push obstacles aside and attain your fondest hopes and ideals. The Rosicrucians know how.

WRITE FOR FREE BOOKLET

Learn why great masters through the ages were Rosicrucians. Free booklet tells the fascinating story of this age old Fraternity and how to obtain its priceless teachings. Write to: Scribe A. O. H.,

THE ROSICRUCIANS (AMORC)
SAN JOSE, CALIFORNIA

Gems from the Colorado Rockies

[Continued from page 18]

until frost by the rockrose-white flowers. Once established is easily grown in a well drained sandy loam, but likes a position in full sun, high in the rocks. It is, however, reputed somewhat difficult to establish. The writer's experience has been that if seedlings or nursery divisions are in pots until they become bound before going into the garden, they give no trouble.

The Colorado Rockies are peculiarly rich in Penstemons as the most modern authorities now spell it Penstemon. Forty distinct species and varieties are listed for this region. Of those introduced into gardens, *Penstemon erialis* has received the greatest acclaim. This is a truly magnificent species, growing as tall as thirty inches and carrying as many as ten erect spikes of showy turquoise or opalescent blue flowers. It is choice both for the border and for cutting. Not so well known but an attractive plant is *Penstemon floridus* of the lilac-pink trumpet and gray foliage. *Penstemon grandis* is considered by some Western growers the most outstanding of the native Rocky Mountain Penstemons. It has rosy purple flowers of great size, carried on spike feet tall.

For the rock garden, little *Penstemon crandallii* deserves mention. A creeping, mat-forming species with evergreen foliage and upturned trumpets of bright turquoise is this charming species blooms early in the season and is hardy and permanent in cultivation. Most unusual is *Penstemon amblyopus* found at the base of the mountains. The foliage somewhat resembles that of *Penstemon* and the dainty pink flowers are more flattened than is generally seen in Penstemons. *Penstemon sepalus*, a high mountain species has long trumpets of rich purple or creamy white. The flowered *Penstemon torreyi*, of Colorado tall beauty of the *Penstemon barbatus*.

All these Penstemons thrive thriftily in a soil which is not rich in humus. Those coming from the foothills and high prairie do best in a soil on the sandy side. A position must be well drained, the slope being quite ideal. Sun in winter is to be preferred. A surfacing of stone or coarse gravel about them through the winter proves beneficial.

Several species of Clematis are indigenous to this region and are good garden subjects. For the border and rockery the bush *Clematis* can be recommended. In these these bear nodding, urn-shaped flowers.

[Please turn to page 19]

GARDEN FACTS and FANCIES

Edward Farrer

SAY what you may; do what you will; but the average lawn doesn't comfortably endure the summer's heat. Every year the same thing happens and every year "suburbia" waters frantically, day after day, in the height of summer—too often in the vain hope that water will save the lawn.

The deduction seems logical. The lawn you made last fall, carried through painfully last summer to a fine reconditioning in the late months of the year, and which awoke to a fine growth of splendid verdure in the spring, is now suffering from the heat. Water seems the obvious remedy and, to a certain degree, it does help. But, unfortunately, it isn't the whole story—not by a long way.

The behavior of plants when watered in periods of excessive heat isn't the same as when they are watered under normal weather conditions. In some cases overhead watering when the air is almost blisteringly hot—strange as it may seem, but it is a fact—often causes the plant to give up actually more water because it keeps open the breathing pores of the leaves, and the heated atmosphere simply draws the moisture out through these myriads of minute orifices.

Yes, it is the actual degree of heat, the earth temperature, that almost parboils or roasts the little plants that causes the damage. The roots cannot function properly in overheated earth. You will have noticed, of course, that in the spells of great heat partially shaded areas of lawn will often grow better and be greener than fully exposed spots. It is all too often through no lack of attention at the time that the lawn isn't so pleasing as we would like it to be at this time of year. Sudden spells of extreme heat simply dry up the plants, actually. Plants growing normally will adapt themselves wonderfully to the gradual changes of conditions but a sudden onslaught of excessive heat is just too much for their well-being.

You will recall perhaps that last summer many lawns looked dry and parched no matter how much water had been given them, especially when it was a new lawn where the grass roots had not become thoroughly established. It is also a fact that summer collapse may follow a too vigorous growth in spring from rich feeding. That is something we cannot foretell. The weather is uncontrollable but, usually, these plants all do "a comeback" in the fall. The foliage is burned but the roots often remain to give new vigor when the extreme

heat of the summer weeks ceases.

Extreme heat with high humidity spells trouble. Look out for brown patch then. This is a fungus that attacks the grass and feeds upon it. The grass turns brown in more or less circular patches; hence, the name "brown patch." And it is particularly to be expected on the Bent grasses, but you will find it elsewhere as well. These unsightly patches are, again, not so serious in actuality as they are to the eye, because with a bettering of the weather conditions the roots which are affected will start vigorous growth and in the fall the lawn is as green as the heart desires.

The various organic mercury poisons which are suggested for use against brown patch check the disease but do not exactly cure, and really there is not much gained by doing anything. It is largely a case of "grin and bear it." If the patches are bad, reseed on the damaged areas in the early fall.

Spot blight is another disease characteristic of extremely high temperatures and high humidity. Ever notice in the height of August heat and humidity that the lawn is covered with something that looks like cobwebs or spider webs? That is the mycelium of spot blight. The blades wither and the spots turn reddish brown. When the temperature falls or humidity drops the fungus ceases to grow but as the grass has been killed, your remedy is to reseed the injured area.

There you have the most common summer troubles of lawns. A soil that has been abundantly well prepared, which is deeply cultivated and affords ample drainage, isn't so likely to succumb to summer troubles as poorly prepared soils; but even the best of lawns will suffer if the weather conditions are bad enough. However, take courage—reseeding, re-dressing, and a change of weather will usually put things right by fall.

Of course, you will reseed areas where the grass has been killed. Damping-off fungus which is so troublesome in seed pans and flats in the greenhouse may also attack some of the grasses and there is nothing you can do about it. Strange as it may seem, the best safeguard for this disease is avoidance of over-watering and over-feeding which, however, doesn't mean starving of the lawn, by any means. In fact, steady feeding by the judicious way of a prepared commercial plant food throughout the growing year will give ample returns in satisfaction earned and won through perseverance.

Rare Bulbs for THE SUMMER PLANTING To Bloom This Fall

OLCHICUM Autumnale (Meadow Safon)—Large Crocus-like lavender blooms—40c ea.; 3 for \$1.10; 12 for \$4.00.
ALL-FLOWERING CROCUS Zonatus—Rare, beautiful. Lovely rosy lilac; yellow center in orange zone. Bulbs 3 for 50c; 12 for 50c; 100 for \$3.50.
TERNBERGIA LUTEA (Autumn Daffodil)—Graceful yellow blooms. Bulbs 3 for 65c; 12 for \$2.50.
All Dreeser Quality. Postpaid.
Send for Dreeser's Autumn Catalog of Bulbs, Plants, Shrubs and Seeds, Free

HENRY A. DREER
8 Dreeser Bldg. Philadelphia, Pa.

Burpee's GIANT PANSY Seeds

35¢ Pkt 10¢
A wonderful blend containing the largest and most beautiful of all blotched pansies in an unusual range of colors. Special Offer to make new friends for Burpee's Seeds: Regular 35¢ pkt. for only 10¢, postpaid. Sow seed now for strong plants that will live outdoors all winter. 1 Pkt. each of **Giant Fancy Pansies, Giant Flowered Double English Daisies and Forget-Me-Not**, postpaid for only 25¢. Burpee's New Fall Bulb Book FREE. Burpee Co., 273 Burpee Bldg., Philadelphia

Best Seeds

WALTER HENDERSON & CO.
Cortlandt St., New York City

Prize-winning Peonies

Peonies
vigorous roots, grown in soil and climate—75-acre any paradise—over 200 various varieties—sensational size, beauty, and abundance of bloom—outstanding national prize winners.
FRENCH LILACS. All colors—world's largest stock—strong hardy bushes on native roots. Iris, K. Delphinium, Oriental Poppies, other choiceamentals.
Catalog free to any flower lover.

Write **BRAND PEONY FARMS, Inc.**
Division St. FARBALUT, MINN.

Lilies

Lilies
Lily—love-ly, pure, red. Blooms in 15 to stalk. Set. Blooming size bulbs 3 for \$1.00 postpaid. Order now.
—bright coral-red. Blooms July, clusters up to 15. Very Blooming size bulbs 3 for 35¢. 1.00 sent postpaid. Order now.
—with each \$2.00 order for above lilies we will include a bulb of the rare Lily worth 25¢. Write for Isbell's Fall Bulb Catalog.
D. CO., 378 Mechanic St., Jackson, Michigan

AUTUMN BLOOMING CROCUS

CROCUS. Widely used in lawns, borders and rock-gardens. Lively blue-veined, with orange-red centers and light yellow throat.
0 cts. for 10; \$4.00 per 100
Send for Advance Bulb Catalog

Stump & Walter Co.
138 Church St., New York City

Order Early FOR Ideal Darwin TULIPS



HERE'S a caution and a suggestion you can but welcome. Let's prevent the disappointments so many had last Fall in not getting the new Tulips they wanted. Never had we been so totally sold out so early. This was particularly true of the new Ideal Darwins that have jumped so in popularity. The supply in Holland is limited. Of many varieties we have purchased the entire available supply and the quantities of many kinds are small.

So send at once for our new Catalog—24 pages in full color, and offering the finest and largest collection of Spring-flowering bulbs in America.

Here is an offer on the new Ideal Darwin Tulips:

20 each of La France, Gloria Swanson, Scotch Lassie, White Emperor, and Benjamin Franklin—100 bulbs for \$9.25

Wayside Gardens

12 Mentor Ave., Mentor, Ohio
Owners: Elmer H. Schultz and J. J. Grullemans, Distributors of Sutton's Seeds. Send for Seed Catalog.

Burpee's Daffodils 33 for \$

To make new friends for Burpee's seeds and Bulbs we present this special offer at far less than the usual cost for bulbs of such high quality. Best large and medium trumpet Daffodils in a lovely mixture—all guaranteed to bloom. Special offer:
33 Bulbs for only \$1.00
100 Bulbs for only \$3.00
All Bulbs sent postpaid.
Burpee's Fall Bulb Book Free
W. ATLEE BURPEE CO.
272 Burpee Bldg., Philadelphia.



DELPHINIUMS IRIS

PUDOR'S Prize Winner Delphiniums
Thousands of customers think them one of the world's outstanding delphinium strains. Prize winners wherever shown. Pudor's "White Wonder" Delphiniums. The world's finest pure white double delphinium.
New Seed by August 1st
Seedlings in September
Dutch, Spanish and English IRIS
Like beautiful Orchids Bulbs are hardy everywhere; plant in fall.

MAGNIFICENT LILIES, Puget Sound grown—the world's best. TULIPS, DAFFODILS, ANEMONES.
Choice Flower Seeds for Fall Sowing. Our "GET ACQUAINTED OFFER" to readers of this magazine: 1 pack of Pudor's Prize Winner Delphinium seeds—200 seeds, regular price \$1. Ten assorted Dutch Iris bulbs and 6 Spanish Iris bulbs regular price 70c. Total value \$1.70 for just ONE DOLLAR. Mention this advertisement.
Illustrated descriptive price list free
PUDOR'S, INC.
Puyallup, Box 147 A, State of Washington
GROWERS and SPECIALISTS FOR 15 YEARS




Kind to your eyes!

... new "EVEN-GLOW"* fixtures
by CHASE



CHASE "Even-Glow"* fixtures give the kind of light that saves eyesight, makes rooms more restful to live in. It is a soft, mellow light—no glare, no irritating bright spots, no dark shadows. Diffused light from the ceiling is combined with light filtered through a scientifically designed plastic bowl.

See Chase "Even-Glow"* fixtures at your dealer's. They're smart-looking—and inexpensive.



No. 1569—Price \$4.50



No. 1217—Price \$17.50



No. 1531—Price \$10.00



No. 1567—Price \$14.50



Chase Brass & Copper Co., Incorporated
Dept. AL-36, Lighting Fixture Division
Waterbury, Connecticut

Please send your illustrated book, showing Chase "Even-Glow"* Lighting Fixtures.

Name _____

Address _____

City _____ State _____

*Trade-mark

Gems from the Colorado Rockies

[Continued from page 64]

blossoms of heavy texture in shades of blue and bluish-violet, followed in the fall by ornamental, plummy seed heads. *C. scotti*, one foot; *C. eriophora*, silky, much cut foliage; and *C. fremonti*, with large oval leaves, are all good. Ordinary, light, loamy soil and medium moisture are the simple requirements of these Clematis.

Only one Iris species is found within the confines of the Rockies. This is *missouriensis*, a pretty blue-flowered type of dwarf growth. Mr. D. M. Andrews, however, has succeeded in segregating two distinct varieties to which he has given the appealing names Snowbird and Bluebird. The former is pure white without veining, not quite so tall as the type. The latter is described as Bradley's violet and is a hardy, vigorous Iris.

Just as the Colorado Rockies can boast of only one Iris species, so do they have but one true Lily. This is *Lilium montanum*, very similar to the *L. philadelphicum* Wood Lily of the East, and requiring identical conditions under cultivation. Known as a Lily, but possessing the technical name of *Leucocrinum montanum* is the little Sand- or Star-lily, which, with the Easter Daisy and the Pasqueflower, ushers in the spring of the dry foothills and upper plains.

Easter Daisy, *Townsendia exscapa*, will thrive equally well in the sunny rock garden, niches of the dry stone wall, or the edging of a border. The daisy-like flowers, huge for the size of the plant, nestle closely into the gray foliage. The Pasqueflower is a familiar and well loved garden subject.

All of the flowers so far mentioned are as easy to grow under cultivation as are the common perennials of the garden. So much cannot be said of the alpine plants from the heights. They demand special care: lean soil, enriched only with humus; little or no lime content in the soil; good drainage in winter with an equable moisture supply during the growing season; a cool root run; and partial shade in lowland gardens. The moraine or sub-irrigated bed, combined with a rockery, provides the ideal situation for the majority, but if proper care is given, many of the loveliest sorts will survive.

One of the most captivating of all, and the Lorelei of the plant world; is *Eritrichium argenteum*, the Alpine Forget-Me-Not. Once having seen its bright blue flowers above wads of silver foliage, no rock garden enthusiast can rest until he has tried it. Seldom does it succeed, but it can be grown if sufficient patience goes into estab-

lishing it. Winter drainage must be perfect, a mulch of stone or help here; the soil should be lean, somewhat on the acid side.

Looking for all the world like florets from a giant white or lilac Phlox of the border blown off to settle on silvery stems are the flowers of the alpine Phloxes, *condensata* and *caesosa*. Easier to handle, although similar in habit, are *androsacea*, *multiflora*, and *hoodii* from lower elevations.

From brookside to the edge of man Spruce forests hail two beautiful "easy doers," the cream white Globeflower, *Trollius europaeus*, and the Elkslip, *Crotundifolia*.

It can't be done —except in August

[Continued from page 23]

Delphiniums do, but the likeness of their culture ends there.

For the planting rules, we have hurriedly classify the Madonnas with the Oriental Poppy, for, like the Oriental, it lies dormant through July and August, then, when we have completely forgotten about it, it puts out a rosette of shiny evergreen leaves. Without this fall growth it cannot bloom in the spring, but, these autumn leaves have appeared, it is too late to do anything about it.

Order and plant the bulb in August, only two inches beneath the surface of the ground, in the usual well-drained soil crave the Lilies. Since the bulbs are of the scaly type, they need more average precaution against rot. Tip them slightly, and rest them in a pocket of sand if your soil and site be of the average.

Now you may drowse again, remember, disappointment awaits you next spring, if you put off until tomorrow, what *must* be done today. The wise will act now.

Actually KILLS FLEAS



PULVEX Flea Powder both kills all the fleas on your dog or cat and prevents all reinfestation for days! Pulvex-ing only twice a month insures against fleas that not only torment your pet but may cause him to become infested with tape worms. Absolutely harmless, non-irritating.

Backed by 93 years' experience. Sold on money-back guarantee. At drug, department, pet stores. In shaker top can, 50c.


Instead of Merck's Stupefying Them



PULVEX FLEA POWDER



It's not the cover—it's the author's name



... AND GOOD DIGESTION TOO!



© 1936, R. J. Reynolds Tobacco Company, Winston-Salem, N. C.

An experience: *dîner de luxe* at the Pierre. *Feuille Norvégienne*, perhaps. Then *Borsch Polonaise*, followed, if your Russian mood continues, by *Suprême* of Halibut à la Russe, Braised Lettuce, and String Beans au Gratin. Then a Camel...salad...a Camel again...an ice with *demi-tasse* and—Camels. "Camels are by far the most popular cigarette here," says M. Bonaudi, banquet manager of the Pierre.

Camels are a natural complement to the enjoyment of fine foods. Smoking Camels promotes good digestion. Enjoy Camels with meals and between meals—for their mildness and flavor—their comforting "lift"—their aid to good digestion. Camels set you right! And no matter how steadily you smoke—Camels never jangle your nerves or tire your taste.



MISS LUCY SAUNDERS,
OF NEW YORK AND NEWPORT.

SHE LIKES:

Smart sports clothes for daytime wear... Palm Beach... the young crowd at the Virginia hunts... badminton... the new dances, including the son... the strenuous New York season... Bailey's Beach... *Filet Mignon*, *Bouquetière*, at Pierre's... Camels... dashing off from late dinners to late parties, ending with Lobster *Thermidor*... and always... Camels. "It's marvelous how delightful Camels are when dining," she says. "They make food taste better... bring a cheering 'lift.' And they're so nice and mild."

*Among the many distinguished
women who prefer
Camel's costlier tobaccos:*

- MRS. NICHOLAS BIDDLE, Philadelphia
- MISS MARY BYRD, Richmond
- MRS. POWELL CABOT, Boston
- MRS. THOMAS M. CARNEGIE, JR., New York
- MRS. J. GARDNER COOLIDGE, II, Boston
- MRS. ERNEST du PONT, JR., Wilmington
- MRS. HENRY FIELD, Chicago
- MRS. CHISWELL DABNEY LANGHORNE, Virginia
- MRS. JASPER MORGAN, New York
- MRS. LANGDON POST, New York
- MRS. BROOKFIELD VAN RENSSELAER, New York
- MISS ROSE WINSLOW, New York

Costlier Tobaccos

Camels are made from finer,
MORE EXPENSIVE TOBACCOS
—Turkish and Domestic—
than any other popular brand

FOR DIGESTION'S SAKE — SMOKE CAMELS