

THE **AMERICAN**


HOME

PROPERTY OF THE
LIBRARY OF THE
10¢
JUL 20 1937

WOMAN'S COLLEGE
UNIVERSITY OF NORTH CAROLINA
AUGUST 1937



Margaret Mason



“A man learns a lot, building 25 million cars!”


“Seems to me, nothing ever takes the place of experience. You learn to do a good job by going out and doing it. The more you do it, the more you learn about it.

“Take cars, for instance. They tell me Henry Ford has built more than 25 million. Nobody else ever


had near that much experience. So, the way I figure, Henry Ford’s the man I want to build my car.

“Besides, all those cars weren’t sold—most of them were bought. Bought because folks got more for their money—because Henry Ford did a better job every year.”

“This year’s Ford is the best yet. Handles easy, rides easy, runs smooth. I know. One day after I’d been sitting here watching the Fords go by, I says to myself, ‘Jud, you go buy one.’ And I did!”

F O R D  V•8

How Rosalie found a fascinating new world



DO AS NEW YORK MODELS DO, USE LISTERINE TOOTH PASTE

Nowhere in the world are teeth under the merciless scrutiny that they are before the camera in great New York commercial studios. No class of people must choose their tooth paste more carefully than the professional models. Without perfect teeth, not one model in ten has a chance of success. It is no surprise that famous New York models choose Listerine Tooth Paste. They realize that its ingredients are super-fine in their character, and amazingly gentle in action, yet give marvelous cleanliness and brilliant lustre.

Why don't you, too, try Listerine Tooth Paste? See what an improvement it makes in your teeth in a few weeks.

Lambert Pharmacal Co., St. Louis, Mo.

I RECOMMEND IT TO MY PATIENTS BECAUSE IT IS SO GENTLE IN ACTION




More than **1/4 POUND** of tooth paste in the double size tube 40¢

Regular size tube - 25¢



BOILER INDUSTRY

co-operates with **IRON FIREMAN**




Now better results than ever for Iron Fireman users

BOILERS and furnaces by leading makers are now designed especially for automatic coal firing. One of these units, with the addition of an Iron Fireman *Coal Flow* that feeds direct from bin to fire, represents the acme in modern automatic heating.

If you are building a home or buying a new heating plant for your present home, select an Iron Fireman burner and a boiler or furnace built expressly for automatic coal firing. This combination will give you the finest and most economical automatic heating that money can buy.



CAPITOL



ECONOMY

IRON FIREMAN increases efficiency of old furnaces

If your present furnace is in good condition, the addition of an Iron Fireman is all that is needed



IDEAL

to make your heating plant automatic. Iron Fireman operates efficiently in practically any type of furnace or boiler—cuts fuel costs 15% to 50%—maintains steady, even heat, stops smoke nuisance.

Iron Fireman can be installed quickly, and may be purchased on easy terms. See your dealer or write for literature.

IRON FIREMAN

Portland, Oregon; Cleveland, Ohio; Toronto, Canada. Dealers everywhere

This famous trade mark is the symbol of Iron Fireman, the world's leading automatic coal burner, the machine that made coal an automatic fuel.



Send "Story of Fire" booklet. Send Iron Fireman catalog.

Name _____

Address _____

Type of heating plant _____

(Mail to Iron Fireman Mfg. Co., 3246 W. 106th St., Cleveland, Ohio.)

INDEX TO NATIONAL ADVERTISERS

August, 1937

It is the definite policy of THE AMERICAN HOME to make its advertising pages trustworthy and reliable.

Automobiles	Horticulture—Cont.
Ford Motor Co.....2nd Cover	Reluc Mfg. Co..... 75
Goodyear Tire and Rubber Co.... 55	O. M. Scott & Sons Co..... 74
Plymouth Division of Chrysler Corp. 5	Stump & Walter Co..... 74
	Wayside Gardens 74
Building	Household Equipment
American Walnut Mfg. Assoc..... 68	Scott Paper Co..... 63
Bryant Heater Co..... 59	Servel Electrolux Refrigerator.... 49
Samuel Cabot, Inc..... 72	
Chamberlin Metal Weatherstrip Co. 67	Household Furnishings
Curtis Companies, Inc.....63, 70	American Rolling Mills..... 65
Delco Frigidaire Conditioning Corp. 7	Bell Guard Co..... 65
Du Pont Paints..... 61	Julius Goodman & Son..... 71
Fairbanks-Morse Co. 72	Gulf Oil Corp..... 69
Fitzgibbons Boiler Co., Inc..... 54	J. C. Yarn Co..... 69
Gordon Van Tine Co..... 73	Stanco, Inc. (Flit)..... 74
Holcombe & Hoke Mfg. Co..... 73	Utica & Mohawk Cotton Mills... 73
Iron Fireman Mfg. Co..... 4	
L. J. Mueller Furnace Co..... 75	Insurance
Philippine Mahogany Mfg. Assoc. 56	Employers Group 66
Pittsburgh Plate Glass Co..... 51	Phoenix Mutual Life Ins. Co.... 6
Portland Cement Assoc..... 58	
Silent Glow Oil Burner Corp.... 57	Miscellaneous
Surface Combustion Corp..... 67	William Cooper & Nephews..... 75
Timken Silent Automatic Div.... 71	Hubinger Co. 64
U. S. Gypsum Co..... 66	Industrial Gloves Corp..... 69
Western Pine Assoc..... 76	New England Bolt Co. 71
Whiting Corp. 60	William Peterman, Inc.....67, 74
Wood Conversion Co..... 70	
Electrical Equipment	Publishers
American Tel. & Tel. Co..... 61	American Stationery Co..... 76
Clements Mfg. Co..... 71	Wallace Brown, Inc..... 64
General Electric Co.....3rd Cover	Harry Doehla Co..... 69
James R. Marsh, Inc..... 73	Doubleday, Doran & Co..... 9
Food	Schools
California Fruit Growers Exch... 62	N. Y. School of Int. Decoration.. 73
Church & Dwight Co..... 62	
Hawaiian Pineapple Co..... 68	Smoking Materials
H. J. Heinz Co.....53, 64	Philip Morris Co..... 76
Japan Canned Crab Packers..... 68	R. J. Reynolds Tobacco Co..4th cover
National Biscuit Co..... 64	
Horticulture	Soaps and Cleansers
Brand Peony Farms..... 74	Fels & Co..... 50
W. Atlee Burpee Co.....74, 75	Hygienic Products Co..... 67
Henry A. Dreer..... 74	S. O. S. Co..... 60
Isbell Seed Co..... 74	
National Mower Co..... 75	Toilet Goods & Drugs
Peat Import Corp..... 75	Lambert Pharm. Co..... 3
	Newskin Co. 69

While every precaution is taken to insure accuracy, we cannot guarantee against the possibility of an occasional change or omission in the preparation of this index.



RURAL NURSE PRAISES 3 PLYMOUTHS "NEVER ON SICK LIST IN 166,000 MILES"

*The Car that
Stands Up Best—*

Plymouth "goes through" in all weather...over good roads and bad. Nurse Margaret W. Davison has "averaged over 20 miles per gallon...never had the head off an engine!"

Still More Reliability, Economy and Safety in the Big New Plymouth

DAY AFTER DAY, rain or shine, Nurse Margaret W. Davison visits the sick. "Never yet," she says, "has Plymouth failed me!"


All over the country, owners are reporting 18 to 24 miles per gallon...savings in all ways. And they praise the safety of Plymouth's *double-action* hydraulic brakes...its all-steel body.

Look into Plymouth...take it out on the road. It's the car that stands up best. PLYMOUTH DIVISION OF CHRYSLER CORPORATION, Detroit, Mich.



PRICED WITH THE LOWEST

Today, you will find Plymouth is priced with the lowest. The Commercial Credit Company has made available—through De Soto, Chrysler and Dodge dealers—payment terms which make it exceptionally easy to buy a new Plymouth.




THE MOST RELIABLE of "All Three." Pictured, the beautiful new Plymouth De Luxe 4-Door Touring Sedan.

"Besides standing up great...my Plymouth handles so easily it's a pleasure to drive," says Nurse Davison, Maryville, Missouri.

TUNE IN MAJOR BOWES' Amateur Hour—Columbia Network, Thursdays, 9 to 10 p. m., E. D. S. T.

PLYMOUTH BUILDS GREAT CARS

HOW A MAN OF 40 CAN RETIRE IN 15 YEARS



It makes no difference if your carefully laid plans for saving have been upset during the past few years. It makes no difference if you are worth half as much today as you were then. Now, by following a simple, definite Retirement Income Plan, you can arrange to retire fifteen years from today with a monthly income guaranteed to you for life.

Not only that, but if you should die before that time, we would pay your wife a monthly income as long as she lives. Or, if you should be totally disabled for six months or more, you would not be expected to pay any premiums that fell due while you were disabled, and you would receive a regular monthly disability income besides.

\$150 a Month beginning at age 55

Suppose you decide that you want to be able to retire on \$150 a month beginning at age 55. Here is what you can get:

1 A check for \$150 when you reach 55 and a check for \$150 every month thereafter as long as you live.

This important benefit is available alone; but if you are insurable, your Plan can also include:

2 A life income for your wife if you die before retirement age.

3 A monthly disability income for yourself if, before age 55, total disability stops your earning power for 6 months or more.

It sounds too good to be true. But it is true. There are no "catches" in it, for the Plan is guaranteed by a reliable, old company with over half a billion dollars of insurance in force. If you want to retire some day, and are willing to lay aside a portion of your income every month, you can have free-

dom from money worries. You can have all the joys of recreation or travel when the time comes at which every man wants them most.

The Plan is not limited to men of 40. You may be older or younger. The income is not limited to \$150 a month. It can be more or less. And you can retire at any of the following ages: 55, 60, 65, or 70.

How much does it cost? When we know your exact age, we shall be glad to tell you. In the long run, the Plan will probably cost nothing, because, in most cases, every cent and more comes back to you at retirement age.

Write your date of birth in the coupon below and mail it today. You will receive, without cost or obligation, a copy of a new booklet, "How to Get the Things You Want." It tells all about the new Phoenix Mutual Retirement Income Plan. Send for your copy now. The coupon is for your convenience.


the new Phoenix Mutual Retirement Income Plan. Send for your copy now. The coupon is for your convenience.

Copr. 1937, P. M. L. I. Co.



Phoenix Mutual Life Insurance Company
233 Elm St., Hartford, Conn.
Please send me by mail, without obligation, your book describing the PHOENIX MUTUAL RETIREMENT PLAN.

Name _____
Date of Birth _____
Business Address _____
Home Address _____



Childhood's worst hazard is fire

With more small children annually burned to death than are killed by automobiles, housewives face a situation that calls for preparedness and skill

LEWIS E. THEISS

STATISTICS prove that your child, if less than five years of age, runs a one third greater chance of being burned to death than of being killed by an automobile!

That assertion is based upon the official statement of Mr. W. M. Gefaer, senior Public Health Service, who shows that among all child deaths reported in the death registration area (forty states and the District of Columbia), approximately one third more children of less than five years suffer death by burning—exclusive of conflagrations—than die in automobile accidents. Figures supplied by Miss Florence G. Hardy, statistician of the Pennsylvania Department of Health, show that in 1936 in the Keystone State 118 children of less than five years were killed by motor cars, whereas 153 children of similar age died from burns.

In our slaughtering horror at the terrific slaughter on our highways—more than 36,000 killed and almost 900,000 injured in 1935—we have almost lost sight of the fact that the most dangerous place of all is the home. More persons are killed in our homes than on our highways. But nowhere is there anything more awful than the way we burn our children.

In innumerable ways they come to that sad fate. Many children not only bring about their own deaths, but also cause great catastrophes to their families by playing with matches. A few fall into bonfires or into blazing open fireplaces and are fatally burned. Occasionally burning oil or gasoline does the deed. Hot electric irons, with convenient cords adangle, lead to many accidents. Smoldering cigarette butts in ash trays occasionally exact the sacrifice of a little life. Although real candles on Christmas trees are outmoded, nevertheless each year sees children sacrificed to such foolishness. But probably the worst cause of all is scaldings, usually due to carelessly placed or unguarded dishes or vessels. Boiling water, boiling coffee, boiling soup, hot grease, hot tea, and other similar products of the kitchen take a terrible toll of infantile life—all because some grown-ups are too thoughtless to make sure that upreaching little hands cannot grasp carelessly placed vessels.

There are many things that all persons in a home can do to safe-

guard little ones from fire. These practices should be as much a part of one's habit of life as is breathing. When there are little folk in a home, a screen should always be kept before an open fire. Then there's that kettle of boiling water, or hot coffee, or steaming soup. To be sure they are hot on the hand. But why *must* so many women *always* set such things on the very edge of the table? No doubt that's the quickest, easiest place to set them. But you know that if you do that today, and do it tomorrow, and do it the next day, pretty soon it's a settled habit. And little Willie has only to reach up when you aren't looking—and how often he does it!—and grab that hot kettle *just once*. That's enough.

Then there are matches. There is no excuse for any child's being burned with matches. In the first place, it ought to be an inviolable rule in every household to put the matches where neither mice nor children can get at them.

The mere mention of a hot electric iron with a cord hanging temptingly over the edge of the table ought to be enough to prevent any woman from creating such a situation.

Then there's that hot fat in which you fried those delicious potatoes. It is cooling on top of the stove. For mercy's sake don't let it cool where little hands can get hold of it. And of course, be just as careful about hot water, boiling coffee, and all the other steaming liquids in your kitchen.

If you develop the habit of being careful about all these things, then if an accident happens you have no need for self-condemnation. Your only need is to offset the accident, to care for the injured one. You should know how to do that. *You should always keep at hand the things you may need*. That should be as much the habit of a good housewife as it is to keep sugar and salt and vinegar on hand. Actually, every housewife ought to take a first-aid course, for no one has more need to know how to give first-aid than the housewife.

In treating burns two things should be kept in mind: One, to relieve the pain; two, to help cure the burn. The thing that causes pain in burns is largely the air getting to the burned or scalded surface. Anything that shuts out air effectively will relieve the pain. In small burns or scalds the quickest treatment is to plunge

[Please turn to page 56]

Automatic Heating plus Air Conditioning

*Both in a single convenient
"Basement Package"
at the cost of heating alone*



DON'T let another winter bring you dry, drafty, uneven "used up" heat, to attack the membranes of nose and throat.

Change it, once and for all... simply, economically... by installing a Delco Conditionair *today*.

This amazing new "Product of General Motors" costs no more than an ordinary automatic heating plant. Yet it gives you warm air heat, the kind health authorities all approve—and throughout the winter filters and controls the moisture of the air and circulates it evenly

and draftlessly through every room in the house. The amazing economy of the Delco Conditionair is largely the result of two sensational General Motors developments.

The first—the famous Thin-Mix Fuel Control—cuts your fuel bills to the bone.

The second—the exclusive Delco Multi-Path principle of construction—still further slashes heating costs by making each ounce of heat go to work... *heating your house*.

Cooling equipment may be added to this simple "basement package" whenever you see fit.

Heating and cooling equipment for any need

The revolutionary new Delco Conditionair is just one of a complete

The Delco Conditionair heats, filters, moistens and circulates air evenly and draftlessly through every room in your house—at a cost no higher than ordinary automatic heating alone. Cooling equipment for summer may be added at any time you see fit.

line of Delco-Frigidaire devices for heating, cooling and conditioning your home—automatically and economically.

There's the Delco Oil Burner equipped with the cost-cutting Thin-Mix Fuel Control, that gives you a simple, practical method of converting your hand-fired heating plant into completely automatic heat.

There's the Delco Automatic Furnace for steam, hot water and vapor systems that further slashes fuel costs by cutting "heat waste" up the chimney.

And there's the Frigidaire Elec-

tric Room Cooler—that cools and removes the moisture from sultry summer air in office or bedroom.

The business of heating, cooling and conditioning has indeed taken giant forward strides in the past few years. You owe it to yourself—and to your investment in your home—to get the facts now. For your convenience we are attaching the coupon below.

MAIL COUPON TODAY

*Delco-Frigidaire Conditioning Division
General Motors Sales Corporation
Dayton, Ohio—Dept. AH-8*

Please send me complete information about Delco Oil Conditionair Delco Gas Conditionair Delco Oil Burner Delco Automatic Furnace Frigidaire Electric Room Cooler.

Name _____

Address _____


City and State _____

It Pays to Talk to

DELCO-FRIGIDAIRE

The Air Conditioning Division of General Motors

AUTOMATIC COOLING, HEATING AND CONDITIONING OF AIR



The money-saving, trouble-saving Thin-Mix Fuel Control saves money on any oil-burning Delco product you select. If you burn gas—you should investigate the Delco Luminous Flame Burner—used in the Delco Gas Conditionair and Automatic Gas Furnace.



Garden of William S. Tyler, Bangor, Maine



Home of Mr. and Mrs. John Janson, Louisville, Kentucky



Home of Mr. and Mrs. H. Grabam Stevens, Framingham Center, Massachusetts



Rear garden of Mr. and Mrs. George Davies, Los Angeles, California



Home of Dr. and Mrs. C. D. Larson, Forest Lake, Minnesota, before and after remodeling (shown above)



Manor home of Mr. and Mrs. Joseph Buckingham, Yonkers, N. Y.

Home of Dr. and Mrs. C. J. Miller, Ord, Nebraska




Far left: Home of Mr. and Mrs. James D. Salisbury, Fanwood, N. J.



Summer house and garden of Mr. and Mrs. Willard J. Pysher, Flickville, Pennsylvania

Home of Mr. and Mrs. F. T. Browne, Jr., Dartmouth, Massachusetts



Home of Mrs. Joseph L. Goodrich, Mt. Vernon, N. Y.



Garden and driveway of Mrs. Alfred Ahers, Akron, Ohio

CONTENTS

National Edition

AUGUST, 1937

VOL. XVIII, No. 3

Cover: Design by Margaret Masson


Index to Advertisers	4
Childhood's Worst Hazard Is Fire	Lewis E. Theiss 6
New Uses for Grandmother's Band Boxes	Constance Waddell Winder 11
August Is the Time for Roses	Ruth Allen 13
Dignity—a Rare Quality in Most Small Houses	William N. Bayless 15
Fences for Beauty and Privacy	Tom Q. Williams 16
Getting Water Down Where Roots Can Use It	Dale R. Van Horn 19
Garden Gadgets	22
Furnished Complete for \$1,200	Martba B. Darbyshire 23
These Are for Your Kitchen Floor	25
Major & Minor	Julia Bourne 26
These Are for the Kitchen Wall	28
Home of Mr. and Mrs. Leigh M. Nisbet, Wellesley Hills, Massachusetts	29
Putting Left-overs Over	Marge Emlen 32
Picnic at Home for Privacy	Cbesla C. Sherlock 32
I Wanted Thousands of Primroses	M. W. Grant 33
Is Yours an Entrance Hall or Just a Passageway?	34
Bathroom Feeling Summer's Strain?	36
A Bathroom Reduces	Ruth Beane Fuller 37
Four Gardens	Virginia Harrison Small 39
Home of Mr. and Mrs. John M. Bunn in Oldwick, New Jersey	40
Hodgepodge Department	42
Marge Does It Herself	M. E. Staunton 42
A Summer Program for Stay-at-Home Children	Emily Seaber Parcher 44
Hot breads to Accompany Summer Fruits and Berries	Sue Moody 45
Ring Around a Salad	Emilie Roberts 47
Indian "Sluitum" Supper	Frances Robinson Hill 63
Right from Our Own Kitchen	Julia Bourne 64
Midsummer Garden Musings	E. L. D. Seymour 74

MRS. JEAN AUSTIN, Editor

E. L. D. SEYMOUR, Horticultural Editor
CHARLOTTE E. CONWAY, Associate Editor

FRANK A. EATON, Art Director
JULIA BOURNE, Home Economist

LIFE'S Greatest Pleasure FREE!



BURTON RASCOE
Famous editor, author,
journalist and critic.



HERE, for the first time within memory, one of the foremost authorities in the world tells you how to *increase* the joys of reading. Into this one priceless volume, BURTON RASCOE has put "a critic's secrets"—a guide to modern reading—a sensible set of standards for selecting and judging books—and scores of other fascinating facts about *the classics of tomorrow*.

You know that the happiest man is the one who thinks the most interesting thoughts and you know that books can make your thoughts more interesting—but, *which* books? It is a question which becomes more difficult every day as the production of new books and still more new books of every description pour from the presses. You don't know and you can't tell from the cover of a book whether it is worth reading or not. If you ask a friend for his opinion of a book he has read, all he can tell you is *his* reaction. Unless he is an accomplished reader he cannot inform you intelligently of the book's significance, the author's aims, his style, his ability to draw character. He cannot tell you what *you* may find in the work which he did not see at all.

It is to answer such questions for you and to put at your disposal all the latest scientific developments in reading technique that this book, *Life's Greatest Pleasure*, has been written for you.

You Have Wanted THIS Book About Books for Years

YOU DO NOT HAVE TO BUY ANYTHING. *Life's Greatest Pleasure*, by Burton Rascoe, is yours for the asking. It is the answer to a long-felt need, the often-expressed wish of thousands of informed and cultured men and women who wish to be *better* informed. It is needless to point out that Mr. Rascoe's cogent observations on the extra, the *added* pleasures of reading will be of no interest to those who confine their reading to the daily papers. This is a book about books, what makes them good or poor, literature or trash, fascinating or dull. It tells you how to read, how to appreciate *what* you read, how to choose the best books of today.

Life's Greatest Pleasure is nearly two hundred pages of compact, useful, delightful information, handsomely bound in cloth. Its format compares favorably with many books selling at one dollar but it is yours without charge. Send only 25c to help pay for packing and mailing.

The available supply is limited. To avoid disappointment mail the coupon at once. Nelson Doubleday, Inc., Dept. 8 A. H., Garden City, New York.

Nelson Doubleday, Inc., Dept. 8 A. H.
Garden City, New York


You may send me a copy of Burton Rascoe's book, *Life's Greatest Pleasure*, absolutely free and without obligation. Enclosed is 25c to help pay for packing and mailing.

NAME.....

ADDRESS.....


CITY.....STATE.....

A complete description of the band boxes illustrated on these two pages will be found at the end of the article



Photograph courtesy of Old Print Shop

From the collection of the author



New uses for

GRANDMOTHER'S BAND BOXES



Courtesy of Cooper Union

CONSTANCE WADDELL WINDE

TO LEARN something of the history of the band box, it is necessary to go back to the early eighteenth century for in those days they were not used by women at all, but were devised as containers for gentlemen's elaborate ruffled neckbands and because of that were termed band boxes. During the late eighteenth or early nineteenth centuries women saw their fascinating possibilities and they came into use then as receptacles for lace caps, ribbons, and trinkets, as well as poke bonnets, calashes, and muffs; and so the manufacture of them became a real industry in these early times.

Either round or oval, the earliest examples were of wood, covered with an especially made paper, which was hand printed from wood blocks in a number of impressions. The colors used were always vegetable dyes and for this reason they are preserved today in all their lovely brilliance of color. The cool gray-greens and subtle yellows that were frequently used for a ground color contrasted delightfully with the decorations of browns, dusty old pinks, and brilliant blue. Later band boxes were made entirely of paper. The Sandy Hook band box illustrated is of this type and it speaks well for the care of other generations that so many perfect examples remain to this day for us to see and enjoy.

No collection would be quite complete without a band box marked Hannah Davis. Born in the late 1700's she was forced by the death of her father, a skilled clock maker, to support herself. She did this successfully by making band boxes of wood, oval in shape, securely nailed and covered with hand-blocked paper. Not the least interesting are their old newspaper linings. If you are fortunate enough to find one you will recognize it by these earmarks, as well as the neat little label which

is pasted inside the cover of every box and reads as follows: "Manufactured by Hannah Davis, East Jaffery, New Hampshire."

Early American subjects used as decorations include Clayton's Balloon ascent, 1835 (illustrated above), Grand Canal, the Old New York Post Office, the Capitol at Albany, and Castle Garden. Countless other old designs show Oriental, allegorical, and floral motifs, as well as Washington subjects and navy events.

Their interest today lies in their lovely color and their quaint detail of decoration which mirrors the life of another generation. Because of this they possess a friendly charm and livable quality that seem to fit into almost any form of decoration. I can think, for instance, of no more delightful screen for a country dining room than the one we illustrate. Paper screens covered in a plain color may be purchased at many of the wallpaper houses for a moderate sum. A soft gray-pink would be quite perfect with this decoration. Many of the larger boxes come fifty-two inches around. The first step would be to take the box apart, divided into three equal sections, dampen on the wrong side and press thoroughly. Then with carpenters' glue or paste, using half of each, mount the sections on the screen which you have already unhinged in order to work on it more easily. If the box is an especially heavy one, use small nails as well around the edges. Outline the decoration with a narrow wooden moulding which should be nailed on with tiny-headed nails. The final step is to paint the moulding the same color as the background of the screen. If you wish, you may give the whole screen one coat of white shellac which will help to protect it, although I prefer the lovely, soft tones just as they are.

Architects have recognized the value of these old pictorial boxes as



an over-mantel decoration (one shown on this page) and they are equally effective with painted paneled walls or walls of waxed pine. Fragments framed with a black glass mat in an old gilt frame are delightful, or they may be deeply recessed, giving the effect of a shadow box framed in oval Victorian frames painted white.

A search for old specimens may bring you many interesting adventures. You may come across them in antique shops or tucked away under the eaves in some old attic, or in other out-of-the-way places. But for those who respond to the handicraft of another generation and who love subtle and harmonious color, I can suggest nothing with more appeal or value—or perhaps sentiment—for decorative purposes than great grandmother's band box.

Illustrated on preceding pages—


Top of page 10: Framed picture of a band box showing the Capitol at Albany. The coloring, a delectable pink, Colonial yellow, and brown, contrasts delightfully with the black




From the collection of the author

F. M. Demarest

Above: The Hannah Davis band box with label inside cover. Below: A screen with insets in the upper panels, taken from an old band box, adds beauty to any room



An old floral band box with only a portion still in good condition can be turned into a receptacle for a telephone book, or for odd papers and memoranda, by mounting it on a letter file, painted a harmonizing color. Left, an unusual over-mantel decoration made from the band box above, which comes in the lovely blue of Staffordshire and shows a quaint sketch of a very early New York Post Office



glass mat and old gilt frame. *Bottom of page 10:* A panel from an old band box, showing a decoration of Sandy Hook, mounted on strips of waxed pine and protected by glass, is used as a tray for a coffee table. *Page 11:* This illustration shows a quaint old band box carrying a sketch of Clayton's balloon ascent in 1835.

AUGUST is the Time

—to look at
other people's
rose gardens

—to start
your own
rose garden



RUTH ALLEN

Now, in August, is the best time to start your rose garden! Not only because "there is no time like the present," but also because August is the real test month for Hybrid Teas and a modern rose garden means, to a great extent, Hybrid Tea roses.

Any beginner is wise to commence with the two-and-two-are-four principles of a given subject. In rose growing, a Hybrid Tea represents a plant whose foliage is fine in August, plus one whose buds are opening into blossoms in August, the sum equaling about the finest choice an amateur can make when casting about for roses that will do well for him.

One who has become interested in this most fascinating garden subject should welcome and be glad of an opportunity to do a lot of observing and considering before he starts the actual digging and planting. August is the time to learn from plantings in his own locality which roses will give him the most return for his effort. If he finds a collection of Hybrid Teas whose foliage leaves much to be desired, he will recognize them as roses that have not received their share of the modest summer requirements. Thus he may learn which varieties show up well in spite of neglect and make note of them. A well-tended rose garden visited in August encourages the beginner to start his list, which, in the two months following he can check and recheck. June may be "the month of roses" so far as hybrid perpetuals and climbers are concerned; but September and October find our Hybrid Teas still in their glory, and with a knowledge of what the individual plants have done in August at their worst, one can choose and order accordingly—for either fall

or early delivery next spring.

We, at our house, are lazy gardeners. We consider that dahlias and gladiolus demand too much time and effort. We have no patience with perennials that require coddling. And after four years of rose growing we are convinced that each bloom on our Hybrid Teas has required, for value received, the least effort and expense of

any flower in the garden. We are agreed that, were we to start anew, no matter how small our plot, Hybrid Teas would be the first consideration in our gardening space and time, instead of the last, as they were during our first sixteen years of gardening a suburban acre.

Our conversion to rose growing was accomplished one August by the sight of field-grown plants in an extensive nursery planting about five miles from our home near Chicago. Throughout that trying month of drought and heat we visited those nursery rows until we came to have a speaking acquaintance with each variety that grew there. We came to know the faults and virtues of many of the popular varieties that can boast established reputations.

We learned that the bushes had stood the heat and scant rainfall of that difficult summer. We found that they were cultivated often enough to maintain a dust mulch; that they were dusted regularly, every ten days, with a mixture of nine parts dusting sulphur, one part arsenate of lead, and one part nicotine sulphate dust. We discovered which bushes carried the most attractive foliage throughout the season and produced the most blossoms during the period of maximum summer heat. They were not watered, but moisture was conserved by the frequent cultivations.

Home rose gardens in which beds of Hybrid Teas provide a summer-long feast of color and fragrance

Such plantings deserve frequent cultivation, regular dusting or spraying, and abundant water in dry spells



At top of page, a cluster of the famous yellow, *Souvenir de Claudius Pernet*

Photographs, J. Horace McFarland Company

Being invited to cut short-stemmed blooms of each variety we admired, we gladly did so and threw them into a tub of cold water when we reached home. Later they were placed in low bowls where they could be observed with respect to fragrance and lasting quality as cut flowers.


Our first order for Hybrid Tea roses was placed with that same nursery in the fall for early spring delivery. Two plants each of the Duchess of Wellington, Mrs. Charles Bell, Reverend F. Page Roberts, Betty Uprichard, and Gruss an Teplitz seemed to suit our requirement for roses lovely to look at and most nearly foolproof. Our vegetable garden closely approximated the conditions in their former contented field life, so we planned a row across the vegetable and cutting garden at the end nearest the house.

As soon as the ground could be worked in the spring a trench was dug about two feet deep. This might have been done the fall before, but we waited until nearly

Roses can fittingly border a brick-edged path or enclose the sweeping curve of a lawn



The red Gruss an Teplitz, "lovely to look at and most nearly foolproof"



Betty Uprichard, pleasing form and in its two-tone shade of



Rev. F. Page Roberts, yellow shaded with red, and fragrant, sends forth well-formed blooms

time for the delivery of the plants. Hard-coal ashes were spread about three inches deep on the bottom to insure drainage; we didn't want water freezing about the roots and this seemed to insure winter protection in our heavy clay loam. Half a cup of bonemeal was mixed into the soil as it was packed about each root system. The plants were spaced fourteen inches apart in the trench and earth was heaped up around the pruned bushes until mild weather was an established fact, the first week in May.

By the middle of June we were cutting roses of our own! By cutting them with short stems we left enough foliage to keep the bushes attractive; also, we enjoy roses in low bowls, and that is why we had for table arrangements all through June, July, and August. In September we started cutting them with longer stems. To our amazement the first frosts bothered the blossoms not at all so we continued picking roses into November. A killing frost that took the chrysanthemums finally blackened the hearts of the buds, but we had the last blossom of that season on the Thanksgiving dinner table!

We wanted more roses! So it was two more Duchess of Wellington to start another row. It is my opinion that this informal old rose, with its long bud opening to soft yellow and glowing orange with a center of golden stamens, cannot be surpassed by the newer beauties. It blossoms untiringly, displays the finest foliage, rewards early morning visits as does no other.

[Please turn to page 61]





DIGNITY

—a rare quality in most small houses

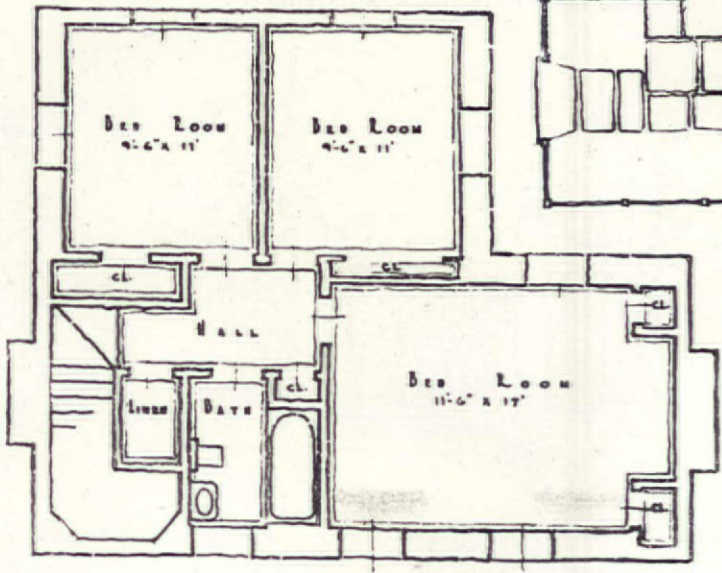
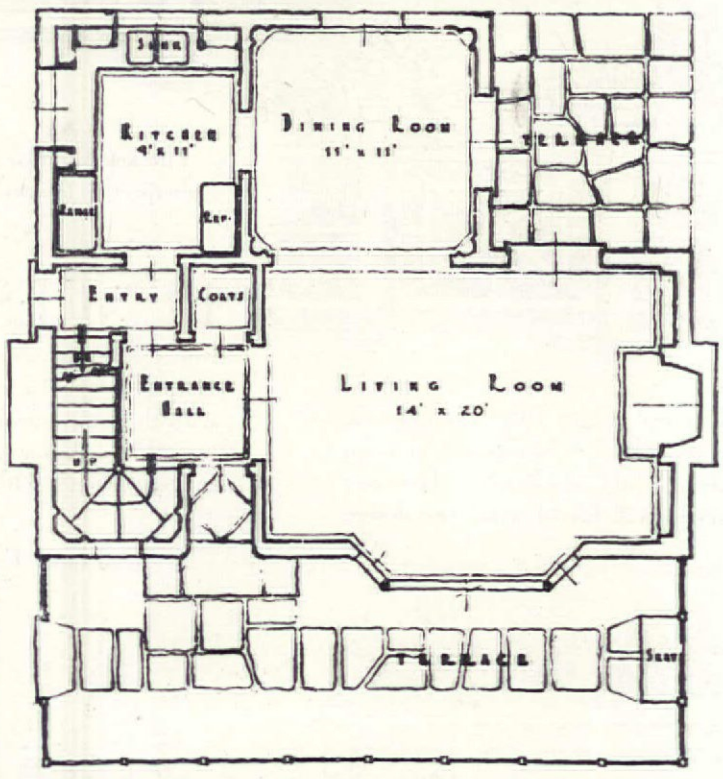
WILLIAM N. BAYLESS

“WHAT do I like most about this house which we have built?” said Mr. William N. Bayless, upon being interviewed. “Well, first and foremost I like its architectural beauty and charm. To my mind it is the most dignified *small* house I’ve ever seen.

“The design is authentic Early American Colonial. The first story exterior is of stone in various pale tints—gray, buff, light green, and blue; the second story exterior is of V-joint siding (not clapboard) painted white; the shingle roof is black. The front door and door shutters are also in white with Colonial lantern above in black. The front terrace is paved with flagstones and grass, surrounded by a low railing, also in white. Thus the predominating color scheme outside is gray, white, and black.

“So much for the exterior. For the interior, the living room is unusually large. At one end is the mantel with mirror above extending clear to ceiling, flanked by white bookshelves also extending to ceiling. The dining room has a small triangular cupboard in each corner, thus giving the shape of the room an odd and engaging octagonal effect. These little corner cupboards are open, fitted with glass shelves and equipped with hidden lights above that suffuse them with a soft glow when lighted. Also French doors in both dining room and living room open out on to a flagstone side terrace, where meals can be served *al fresco* in summertime.

“The front hall is not plastered
[Please turn to page 64]




Bloodgood Tuttle
Architect


Irwin & Coomley, Inc.
Interior Decorator

Relyin & Swinehart
Landscape Architect


This house, which is now owned by Mr. and Mrs. Raymond Krieger, is located at Rocky River, Cleveland




This style was used considerably in the old Colonial days. It originated from the captain's walk on the housetop whence ships were sighted at sea. . . . Above right, a tricky pattern, yet easy to make. Note how it retains your interest. This, too, has been used for roof balustrades




Use with the provincial and farmhouse type of architecture




Provincial type fence for a Cotswold house



The sunburst or peacock gate and fence lean distinctly toward elegance and ostentation




Houses of the 1850 Neo-Greek, classic Early American, or even the slightly modernized Regency styles will blend with this design




Formality is the keynote of this very effective and inexpensive fence. Delicate and gracious, but it will stand for a long time

FENCES In observing the fences with which people surround their properties, I find that they are often commonplace in appearance and blend neither with the house architecture nor with the landscaping. These fences and gates have been designed to harmonize with modern home surroundings


JAMES F. SCHINDLER, Architect



Screen fence to shield a garden retreat or hide an unsightly vista



The charm of this quaint fence lends beauty and atmosphere to home or flower garden



Another simple screen fence which, except for the finials, a handy man can build




FENCES for beauty and privacy

TOM Q. WILLIAMS

*From the portfolio of
Royal Barry Wills, Arthur
C. Haskell, photographer*

HAVE you a fence around your outdoor living room? If not, why not commence planning one now—a white picket fence that will shine as bright as a new dollar in next summer's sun and form a perfect setting for your shrubs? A fence is to the outdoor living room what walls are indoors—a background for furnishings and decorations. If your house is new and the foliage has not grown much, a fence will relieve its isolated appearance. On the other hand, fences give an atmosphere of comfort and hospitality and add life to an old, well-kept home. The old-fashioned, low,

Low open fences were used much more extensively in years gone by; they contrast sharply with the higher, more shielding ones of today



Pickets present an infinite variety from which to choose, and one's fancy can be given free rein in the matter of design

picket fences completely surrounding the house are much less used than formerly, but the sturdier, taller fences at the back of the house are being revived as families make increasing use of the outdoors to live in.


Perhaps you can build a fence to hide an unsightly garage or the working part of your yard. You know the size of your lot, the arrangement of the house and garage, so get out your paper, pencil, and ruler and let your imagination start working.

Fences are made chiefly of three materials: stone, wood, and metal, or a combination of stone and wood, or stone and metal. The material you use will depend largely upon the type of house you have and how much money you want to spend. Stone and metal are, of course, more durable than wood, but also more expensive. Wood fences of heavy lumber are particularly suited to modern, southern homes made wholly or partially of wood, and the difference in cost can well be spent in shrubs and plantings.

Give yourself free rein in the design you use, but see that it harmonizes with the house. If the dwelling is large and dignified, then the fence should be of large lumber and good proportions. If the house is modest, the fence should be low and simple in design.

Any wood fence should be high enough to give privacy from neighbors and passing cars, and the pickets should be close enough together to keep

[Please turn to page 54]



Getting water DOWN where roots can use it



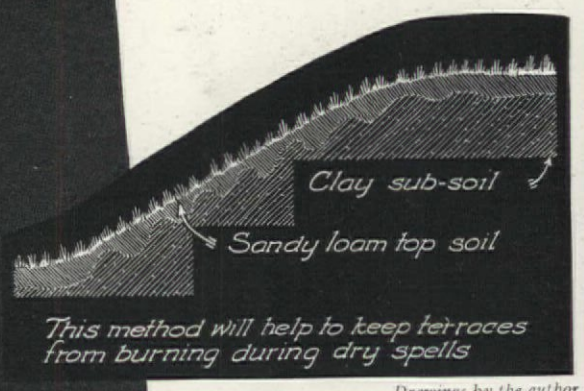

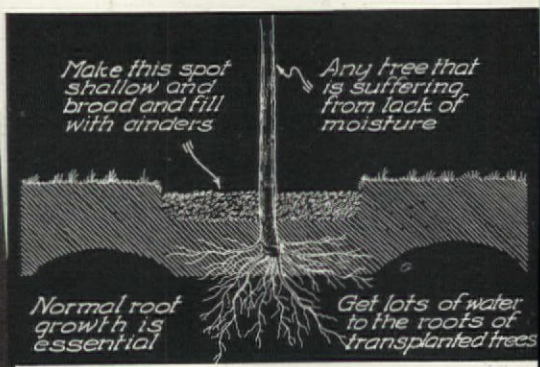
DALE R. VAN HORN

A FEW years ago, during an afternoon drive through the country near Lincoln, Nebraska, we came upon a clump of small but sturdy poplars growing in a right of way. Scrapers and a grader indicated that workmen would soon start work on a better road, filling low spots and grading down high spots. It looked as if those young trees were doomed, so we asked at a near-by farmhouse and, being assured that no one would care, hurried home for a spade and returned. We dug up seven of those trees, threw them into the trunk back of the car, and set them out again on the north side of the house. The season was well advanced but all took hold nicely except one, which, apparently died. However, the roots got such frequent and thorough drenchings that by the middle of August they had sent up a new shoot which we nursed along. When the first frost hit, it was five feet high and today you can hardly tell, by looking at the top of this row of trees, that one of them

is, as a matter of fact, a year younger than the others.

The importance of getting enough moisture to the roots of growing things to insure normal growth under abnormally dry and hot conditions cannot be too strongly emphasized. So far as the lawn is concerned we know that the evening is the best time to sprinkle it, early morning the next. Why? Because the water will then have time to soak down into the ground before the sun gets up. The sun, with the help of the wind, draws up and removes much of the water by evaporation. Sprinkling or gentle surface flooding are, therefore, the only practical ways to water grass since its roots are short.

But you can, without doubt, save water costs (or, to put it another way, make a gallon of water go farther) if you introduce it to the roots below the surface. The revived poplar mentioned above got a lot of water which was merely sprinkled on top of the ground. But much of the water was supplied through a three-foot length of copper tubing connected to the garden hose. The pipe was pushed a little way down into the ground and the faucet opened to just a trickle. In an hour or two perhaps fifty gallons had been forced into the soil about the roots, yet the top of the ground, on several tests, was



Drawings by the author

The "Miracle of Moisture" . . . We are more likely to appreciate it when it is made visible, as in the accompanying plant and flower studies by Harry Pederson. But it is no less wonderful and important a phenomenon down underground and beyond our sight . . . At left, applying water directly to the plant root region. See text below



practically dry. Such a piece of tubing, perhaps one quarter inch in diameter, can be obtained at any garage and easily soldered into an ordinary hose connection to make a water-tight fit when a rubber gasket is in place. Or one of several special devices made and sold for sub-surface watering can be used. Normal city water-main pressure will force water through the small tubes or pipes of these devices into practically any soil. But when this method of watering is used, the water should be turned on slowly enough so that it does not come up on the outside of the pipe and flood the surface.

It is true that such a method is slow since only one plant, shrub, or tree can be watered at a time. But it is an ideal first-aid treatment for any specimen that is, or seems to be, dying from dry weather. For small plants, one should be careful to insert the tube only a foot or even less, since water works downward

anyway and if it is applied too deep it will go beyond the roots and will not do much good.

The Horticulture Department of the University of Nebraska has an excellent plan for more general watering. Take a typical hedge which simply isn't going to come through if dry weather continues. The remedy is simple. Dig a ditch, no more than spade wide and from six to eighteen inches deep, fairly close along one side of the hedge and fill it with cinders or gravel. Assuming that the ground slopes slightly, pour water into the upper end until it is certain that the ditch is well soaked from end to end. The cinders prevent excessive evaporation. In fact, they practically stop it, thus providing more water for the plant roots. If desired, the cinders can be covered with sand on which are laid strips of sod to camouflage the ditch. (See sketch above.)

However, if this is done there should still be a pronounced depression left and the sods, if heavy, should have some sand mixed with it to permit water to get through into the cinders easily. An investigation of this method showed, after some time, a pronounced improvement in the health of the hedge without excessive water consumption.

Sodded terraces, particularly those that

[Please turn to page




Garden

Gadgets



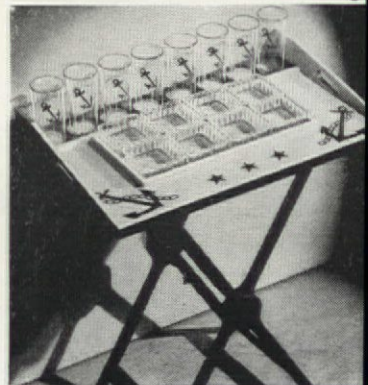
F. M. Demarest

Brown bunny and white one ready to spring and two of family of frogs under a toadstool come from Hammacher and Schlemmer. Attractive brass spigots for garden faucet with duck and dove ornaments are from Lewis and Conger



As you cut flowers or do your transplanting, this light cart from Hammacher Schlemmer will be a handy aid; and the raffia sticks resembling a little girl with long hair, a "wallyloo" bird, and a tall-hatted gentleman will help to keep your garden neat. Mitteldorfer Straus

From Mitteldorfer Straus's Peasant Village comes this bird fountain in pottery. The uninteresting spray for the garden is now a thing of beauty—the fresh white rose comes from W. & J. Sloane. Tray on folding stand—Lewis & Conger



Furnished complete for \$1,200




Photographs by Fred R. Dapprich

MARTHA B. DARBYSHIRE

INTERIOR decoration is either a thing of which we must make a study or for which we have an instinctive talent. According to reliable figures one woman out of five may decorate her own home well. Three out of five have a hazy idea of what they wish in the way of interior decoration, but when it comes actually to building the background they often lack an eye for color, or they furnish their homes with too many things that do not and can not harmonize. Each in itself may be attractive, but together they make only discord. These same women, with the decorator to depend upon, we are told, are able to follow the lead, and suggest what they do or do not like so that in the end their houses definitely express their own personalities.

The reason for jumbled interiors is not always because women do not know their limitations in the art of decorating. The real reason goes back to the age-old idea that a decorator will charge so much that they cannot afford one. True, some decorators are expensive. It's the same in any field. There are always doctors and dentists whose fees are higher than others. In the interior decorating field there are many young girls and young men who are just starting in the business, who are able, and who charge only a nominal fee for their work. They have only recently come out of school with innumerable fresh and clever ideas whirling in their heads. They know the very things the novice probably does not understand—color, fabrics, line, and form. They can take the best of a client's suggestions and fill in the gaps in a constructive way.

Any woman who has not paid particular attention to house decoration and who has not confidence in her own ability will do well to seek assistance from some such capable young head. Instead of an expense, the decorator will undoubtedly save her money. He or she will know exactly where to buy everything at the best possible price and there will, no doubt, be fewer unfortunate mistakes to rectify in the long run.





The house illustrated was decorated for Mr. and Mrs. R. C. Longobard by Marion Mullen in Los Angeles on the cost-plus basis. When you realize the entire house was decorated for \$1,200 you will appreciate the fallacy of a decorator as an extravagance. On the cost-plus basis Mrs. Longobard was able to go with Miss Mullen to select her furniture and draperies and to approve or disapprove at any time. They purchased at wholesale houses, the client paying Miss Mullen the cost plus a percentage. A small percentage in other words, was paid for a decorator's knowledge of what to put together in a room and yet the client had every opportunity to express her own personality in each purchase. Mrs. Longobard undoubtedly had the average ability in furnishing a house, yet she did not pretend to be a student of interior decoration. How smart she was not to undertake it alone! She had only \$1,200 to spend and it behooved her to make no mistakes. The expenditure of \$1,200 included buying all the draperies and furniture, with the exception of the piano, in the living room, dining room, two bedrooms, hall, and bath, besides the gas stove for the kitchen. In purchasing the bedroom furniture the price included springs and mattresses for the beds.

The color scheme—beige, wood tones, turquoise, and coral—of the living room was taken from two fine old French prints which Miss Mullen hung above the fireplace and on the opposite wall. A darker color scheme would probably be chosen in another section of the country, but pastel shades in a soot-free locality seem fresh and attractive, and especially effective when they are becoming to the coloring and personality of the client.

The living room rug is light beige and the draperies are turquoise cretonne with a beige, white, and wood-tone design. The Louis XV fruitwood sofa is covered in beige mohair on which Miss Mullen used two turquoise mohair pillows found in beige. Opposite the sofa the French chair is covered in quilted coral matelassé while the fireside chair is upholstered in the drapery material. The desk in the background is fruitwood. The eggshell floor lamp has a cream shade overlaid with heavy beige curtain net, bound in beige braid. A later plan includes the addition of a small table to be placed between the two chairs.

The fruitwood chair by the piano, covered in the same turquoise mohair as the sofa pillows, has at hand an end table; or the chair may be pulled up as a companion to the fireplace grouping. The vases on the fireplace and on the piano are of pale amber glass. The room is small but has an uncrowded free atmosphere. Conducive to this achievement Miss Mullen selected furniture of proportionate size and placed it well to offer open floor space.

The background of the dining room continues the living room scheme. The toile draperies have cream background with the design in aquamarine blue. The furniture is of fruitwood with the chair seats covered in aquamarine, beige-striped damask. The wall shelf is backed with the curtain toile and decorated with yellow pottery. The map and crayon, framed in fruitwood, repeat the accent note of canary yellow used elsewhere in the dining room.




[Please turn to page 68]

Marion Mullen, Interior Decorator



The unusual color scheme of the living room—beige, wood tones, turquoise, and coral—gives a feeling of spaciousness. An atmosphere of quiet simplicity prevails in the bedrooms. Blue and white with red accents are used in the master bedroom; plum, yellow, and aquamarine in the second

The master bedroom furniture of inlaid mahogany could be included in the limited budget through an unusually fortunate purchase



F. M. Demarest



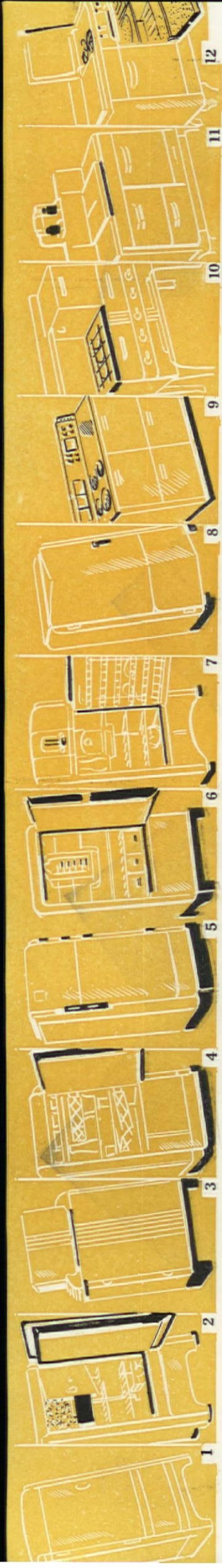
These are for your kitchen floor

Top left: One of the new "Personal-ized" floors combining Veltone Sealex linoleum with square insets; many other insets are available, like the two shown, center. Right: Armstrong's rubber tile in oyster white and black in block design

Left, directly above: Linoleum simulating hooked rugs, for the Colonial kitchen, from Paraffine Companies, Inc. Above it, embossed, inlaid linoleum in bright, provincial colors, from Armstrong. Center: Tile linoleum from Bigelow-Sanford

Right of center: Another hooked rug pattern carried out in Armstrong linoleum. Next: Adhesive linoleum with marbled ground, in light or dark colors. Directly right: A new color, coral pink, in Congoleum-Nairn's marbled linoleum

PATTERNS TO SUIT
YOUR TASTE AND KITCHEN
IN WIDE COLOR VARIETY




Watch them closely as they parade across the page—our 1957 style show of refrigerators, ranges, and sinks. Not a complete showing by any means but, as in any dress revue, these models were chosen for variety as well as individual merit. See end of article for detailed descriptions

MAJOR & MINOR




Some new modes in pots and pans. Enough to please every kitchen taste. Description at end of article

Edited by JULIA BOURNE




Aluminum, glass, enamel, copper and wood. Of such materials are modern cooking utensils fashioned. Description at end of article



Demarest

Two inspired kitchen interiors, combining the latest scientific kitchen equipment with both the charm of the Early American and the sophistication of the modern—pictorial proof that all our kitchens need not look alike. Both by Westinghouse

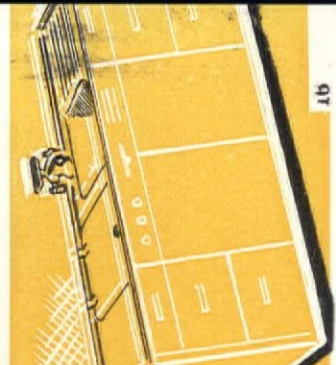
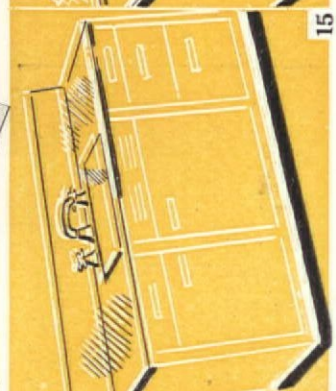





RANGES, refrigerators, and sinks for your kitchen. Pots and pans, towels, and kitchen interiors, too! Yes, the whole country (and this page) is full of ideas and tempting merchandise to keep your kitchen strictly up to date. Efficiency and step-saving arrangements—we are beginning to take those for granted now. What is interesting on the horizon are the new, imaginative types of kitchens such as those shown here. And how refreshing it is—just once in a while at least—to get away from the stereotype kitchen that shows its monotonous white face in far too many homes today.

The two photographs at the lower left of this page show extra drawer and storage space—often so deplorably lacking. The first, one of the new model cabinet bases, is handy for storing towels, aprons, and such things. (And speaking of towels, note the smart new Martex towels at the lower right.) The second photograph shows one way

(Please turn to page 70)

*Sketches by
Miriam Bavelle*





Kitchen walls may now be washable, wear resistant, fireproof, translucent, and decorative. and the person building a new home or remodeling an old one would be wise to consider these desirable features



These are for the kitchen wall

Top left: Johns-Manville asbestos flexboard, scored in squares, comes in five colors, provides a fireproof, wear-resistant wall surface for new or remodeled kitchens. Center: Glass brick used in window-size sections on either side of an actual window for more light. Owens-Illinois Glass Block. Top right: Carrara structural glass gives a brilliant, reflective surface, shown as a wainscot with upper walls painted to harmonize

The three wall coverings above, left to right, are an amusing bird design in Duray, a moisture-proof composition made on a tough fiber base; simulated cork tile in Walltex, a washable wall canvas; and a washable wallpaper from Imperial with gay little plants and flowers

Above left: simulated pine paneling in Armstrong's lino-wall linoleum. Below: two vegetable wallpapers that are washable, from Thibaut. Last: a washable cloth wall covering in Sanitas, with a small, evenly spaced, stencil effect design

F. M. Demarest



The Home of Mr. and Mrs. Leigh M. Nisbet
Wellesley Hills, Massachusetts,




Cape Cod cottage, long and rambling, with garage built to give appearance of kitchen ell from the front. Weathered with faded blue-green trim and with panes of lavender glass irregularly placed in windows to give old effect. Informal planting consists of lilacs on both sides of front door, smoke bush, and flowering shrubs. Wisteria covers the garden entrance and a charming mixed perennial garden is enclosed by a weathered picket fence



Hanson & Walsb Studio



Glimpses of front entrance hall with closet under stairway, of dining room with ivory wainscoting and built-in china cupboard, the interior of which is dull green. The breakfast nook is of knotty pine with clothes chute under the locker seats



Top: Low-ceilinged living room with hewn, whitewashed beams. Walls have ivory wainscoting with Colonial paper above, except fireplace wall, which is paneled. Oak flooring is of random width. At right, not shown in picture, the fireplace forms an ell in which is built a woodbox and, above it, a cupboard



Adjoining the living room is the pine-paneled study. As in the living room, the fireplace is constructed of old New England hand-made brick and oak plank flooring. On walls, not shown, bookshelves extend to ceiling with cabinets below



Putting left-overs over

MARGE EMLEN

SUMMER evenings when I come home rather late and find there is not much in the larder for dinner, and some of the left-overs from the day before have to be used, I push the table out on the terrace, put on a bright colored cloth, and lo, the warmed-up beans, unpretentious hash, and stale cake are eaten with a relish and gusto that is positively surprising. If this very same dinner were served conventionally in the dining room, these comments would probably come forth: "Possibly if a blind person were served chopped excelsior he would think it was hash," . . . "why do we have beans so often?" . . . "perhaps if you didn't hide the cake so well it would get eaten up before it got so stale and hard."

Perhaps it is one of those days when I just cannot think what to serve for dinner, and the family have no helpful ideas; so in desperation I order some lowly frankfurters (wieners as we call them) and buns. A fire is started in the fireplace down in the garden, and we get out the long forks and the old blackened coffee pot. The coffee pot is put on near the edge of the grate where the coffee will simmer gently, the tomatoes and lettuce are cut up, the round buns cut open and put on the grate with the frankfurters. Then, impatiently, we all stand around the fire sniffing, with our mouths fairly watering in anticipation. Unless seen, no one could possibly visualize with what relish and zest the family consume every morsel of this humble dinner.

However, everything eaten out here has not been left over; many a time we have had delicious juicy steaks and crisp, toasted French bread. We have our steaks cut at least an inch thick, wait until the oak wood has all burned down to coals that are not too hot, and then, as the meat slowly cooks, swab it with a mixture of olive oil, chopped garlic, salt, and pepper. The French bread in the long loaves is cut in half lengthwise and toasted slowly and carefully to a golden brown, then buttered and put back on the grate so that the butter melts in. How crisp and appetizing this bread is! With a salad of tomatoes, avocados, and lettuce, this is a dinner fit for a king.

We have even had barbecued venison and quail out in our garden and sometimes, when the fisherman of our family has good luck, a baked fish. The fish we fasten to a good size board, standing the board upright in front of the coals. Unless you have eaten one, on a previous occasion, you cannot realize how perfectly delicious a nice, fresh rock cod can be when cooked in this manner. We have some old, heavy, iron kettles—relics of bygone days—which are wonderful to cook potatoes in out-of-doors, or for boiling corn on the cob. Corn popped over the coals is so good, too, either in the old iron skillet, or in the wire corn popper. Occasionally our menu includes pork chops broiled over the coals; or, if it is near the end of the month and the exchequer is low, plain ground round-steak, cooked on the fine grate over the coals, then put between toasted bread and a slice of pickle.

[Please turn to page 69]

Picnic at home for privacy!



Courtesy of Mrs. C. B. Knox. Photograph by author

CHESLA C. SHERLOCK

WE USED to go afield in search of a likely picnic spot because we wanted to get away from crowds and back to nature. Today we picnic at home, for it is about the only spot in the wide world where one can have privacy!

An outdoor fireplace does surprising things to family habits—and appetites. One friend who completed his outdoor fireplace last spring tells me that for three solid months not a single family meal was cooked indoors, so enthusiastically did his family take to the primitive. My own record does not begin to equal that, but we did cook outdoors night after night for weeks, whenever the weather was good, and practically all of each pleasant Sunday was spent at the home picnic spot.

Now there is no great mystery about the building of an outdoor fireplace, and there need not be a great deal of expense. I am not a stone mason, yet I built my fireplace and took pleasure in doing so. Each spring I added something to the place to increase its comfort and convenience. The only cash outlay was for firebrick to line the interior of the firebox, and for cement and sand. The outside of the fireplace and the stone walls, which I built to give additional seating room, were constructed from stone picked up on the place.

The design of your fireplace may be entirely a matter of individual preference. I have seen all kinds and shapes, from New England to California, but never two that were exactly alike. One friend in New England does very well even when a large number of guests are present with only a small pile of firebricks that are not even cemented together. Most of us, however, prefer something more comfortable and permanent—something to grace the garden as well as serve.

A chimney is not necessary; in California, the fireplaces that are intended for utility are really mere "boxes" of firebrick with a grill over them. However, a chimney is a convenience, especially in locations with distinct prevailing winds. In planning a fireplace with a chimney be sure, therefore, to ascertain the direction of the prevailing wind and to place the chimney on the side away from where you want to work and place your guests. If this is not done, it will be more of a nuisance than a convenience because it will carry the smoke right into your eyes. (The song was lovely; the experience is not so nice.)

My fireplace was a simple firebox twenty-two inches high (you can adapt yours to your convenient working height), eighteen inches wide on the inside, and three feet long, with a chimney at one end and, at the opposite end, an opening at the bottom to provide draft.

The inside of the firebox, including the floor, must be lined with firebrick. Even the hardest native boulders will in time disintegrate under the heat generated by the flames, so it is waste of time to use them. They can be used, however, to face the brickwork and give

[Please turn to page 64]

INDIAN "SLUITUM" SUPPER described by FRANCES ROBINSON HILL on page 63

thousands of PRIMROSES

I WANTED

The prize-winning Primula garden of Col. Robert Montgomery of Cos Cob, Connecticut, at the 1957 International Flower Show, demonstrates a really practical planting



Herbert Studios

M. W. GRANT



C. H. Wildman



Breathtaking en masse outdoors, primroses are lovely for indoor arrangements, too

BACK in those benighted days when to me a primrose in a seed catalogue a primrose was and nothing more, I sent—with the hopeful innocence of a beginning gardener—for a packet of Primula seed, designated as hybrids of a rare and difficult variety. When it arrived, the seed was promptly planted in a box, with about the same care I would give to pansies or hardy annuals. Fortunately for me, the packet had been mislabeled, for instead of the haughty alpine Primulas that I had blithely ordered and that even a professional grower would treat with great respect, there grew and thrived from that seed about two dozen husky polyanthus primroses of very fine size and color—the first of their kind I had ever had.

But not the last! For I was so taken with these beautiful, good-natured primroses, and with their sturdiness, fragrance, delightful colors, and the earliness of their bloom, that I sent for more seed, and more. Also I scoured the neighboring nurseries for plants equal to the fine strain I had first grown by accident—not an easy thing to find. Finally, when by these various means quite a little drift of primroses was gracing my garden, I regretfully had to call a halt. Good seed, really good seed, was expensive; plants were still more so; and though my appetite for primroses was beginning to seem unlimited, my pocketbook strictly was not. So I gazed wistfully at my eight or nine dozen primroses and wondered what it would be like to have thousands of them! To have them massed in a gorgeous solid carpet of color under flowering fruit trees, or banked lavishly along a shady walk with a background, perhaps, of mist-blue forget-me-nots and the green of new fern fronds. I just wondered . . . and wondered. . . . and for a time that was all.

Well, now I know. For several years I've had my thousands of primroses, all that even an exceptionally greedy person could desire; with not only the magic carpet and the primrose walk I had coveted, but hundreds to give away. My regular yearly plantings are about four thousand plants, and it would be easy to have twice as many at no more expense—if there were room in which to grow them or time in which to care for them. The seed costs me nothing at all (except the time it takes to mark the stock plants and gather it) for it is all grown right in my own

garden as part of my regular work. When, several years ago, it first occurred to me that perhaps the answer to my primrose prayer was to grow my own seed, I thought only of the greater numbers of plants that might be obtained inexpensively by that method. It did not seem likely that they would surpass, or even equal, the very fine strains I had been growing from imported and domestic seed. But it seemed worth trying, so that April the very best blossom stalks in my little collection were carefully decorated with short pieces of string, and watched over tenderly until, in late summer, fat little seed purses had developed upon them and began to open them at the crown to

[Please turn to page 58]

Is yours
an Entrance Hall
 or just
a Passageway?

"COME right in," says a welcoming voice. You enter—and what greets your eye? Is the hall as cordial as the voice? Does it suggest the rooms beyond and the people who live in them, or is it just a meaningless passageway? Think it over! Halls are far more important than sometimes they are thought to be, because they are really responsible for one's first impression of your home.

It is a good idea to consider first what furniture will fit in your hall. There should be a place to sit for a moment, a surface for letters and small packages as they come into the house, and if possible, drawer space for memorandum pads and pencils, gloves and the like, and even for surplus table linen. Equally important with these functional phases is the decorative quality of the pieces you select; the best you have is none too good for your hall!


Unless the walls and floors are charming and welcoming, too, the furniture will not be set off to best advantage. There are dozens of delightful wallpapers, which in themselves provide decoration—and many of them are washable. They come in early- or later-English styles, in Colonial, French, or Spanish patterns to suit your house. Painted walls are lovely if you are planning to use many mirrors or pictures, and should be in a glowing color that harmo-



R. Tebbs

Colorful hooked rugs, plain walls, Early American prints, and graceful pieces of mahogany lend a distinct air to the hall in the residence of W. Dabney Blair, Tarrytown, N. Y. Note the fine lantern which serves as lighting fixture

Imperial Washable Paper



G. P. Sauter

Hanson & Walsh Studio



Imperial Furniture Co.

Charak



Manor House

A rustic scenic paper in neutral tones contrasts with cherry red draperies (far left). Another type of Colonial paper is shown in the tiny hallway (next) in the home of Mr. and Mrs. L. M. Nisbet, Wellesley Hills, Mass. Above, three interesting hall tables—console, lowboy, and tiptop

Two small chairs especially suitable for halls. The highboy is a fine maple reproduction of a particularly graceful design



Berkey & Gay

W. F. Whitney Co.

Colonial Mfg. Co.



Kittinger

Conant-Balf

For an early English house, nothing could be more in keeping than a carved walnut chest. The little settee, reproduced from an original, dating from about 1760, is an ideal piece for the Early American hall



Imperial Washable Paper

An ivy paper, used to cover the window cornice as well as the walls, makes a serene wall background for antique furniture

nizes with the rooms that open out of the hall. Floor coverings are equally important. They must stand a great deal of traffic, so it is almost essential that they be placed on rug cushions which prevent their slipping. Choose patterned rugs like hooks and Orientals to go with plain walls, solid color textures or broadlooms to go with figured wallpaper or decorated walls.

Halls, like other rooms, need some accessories; enough to trim, not enough to clutter. Flowers and plants always help in decoration.

Keep your hall a little "set," a little formal, since it is not a place where one stays for any length of time. But also keep it gracious and equal to welcoming the family and friends who may judge your whole house by the atmosphere of charm and hospitality which they encounter here.



Strahan

Thibaut

In the home of Mr. and Mrs. George Maurice, near Pinchurst, N. C., is an interesting hall treatment, with stone floor, concrete walls tinted for warmth, and black iron details in candle sconces, tables, and curtain rods

Two wallpapers especially good for hall use. The one at the left is best for a large hall; the all-over at right for a small entrance

BATHROOM feeling summer's strain?

Simple changes will work wonders.
To freshen it for hard hot weather use,
try new color schemes, textures, patterns.

WITHOUT changing walls, substitute new window and shower curtains, towels, and bath mats for a new color scheme. If walls are white or ivory, your choice is unlimited. If green, bring in coral, lemon yellow, or white, or peach. If blue, add white or red, if peach or flesh pink, add brown, mint green, or turquoise blue. Window and shower curtains come in matching sets, some in plain colors, some with summer motifs like the anchor and flower illustrated. It is no problem at all to find endless towels and bath mats to carry out your color scheme.

Maybe you are planning a substantial change like new floors or wall covering. If the former, keep in mind the new idea of plain linoleum with cut-outs that come all ready made to fit in, like the little crescents in the photograph above, or with a contrasting border. Or use a good floor paint which will conceal the grain of the wood and give a perfect solid color.

For walls, there is a wide choice of washable materials. Wallpapers in endless patterns come in washable finish today. Then there is a washable wall canvas with painted finish, in plain colors and patterns. And also a moisture-proof paper made on a tough fiber base. A damp cloth is all you will ever need to keep these walls looking fresh and new.


The shower curtains, upper left, from Meer Made Products Co. are of oil silk with hand-blocked designs on colored grounds. The bath mats, center, from Waite Carpet Co. show new geometric designs in shaded colors. The third mat, from Deltax, has a flower motif on diagonal background. The crescent design in the linoleum floor is one of many "Personal-ized" ideas by Congoleum Nairn. An interesting use of patterned walls with colored bathroom equipment is at left. Standard Sanitary fixtures

F. M. Demarest




Hedrich-Blessing Studio

A BATHROOM REDUCES!

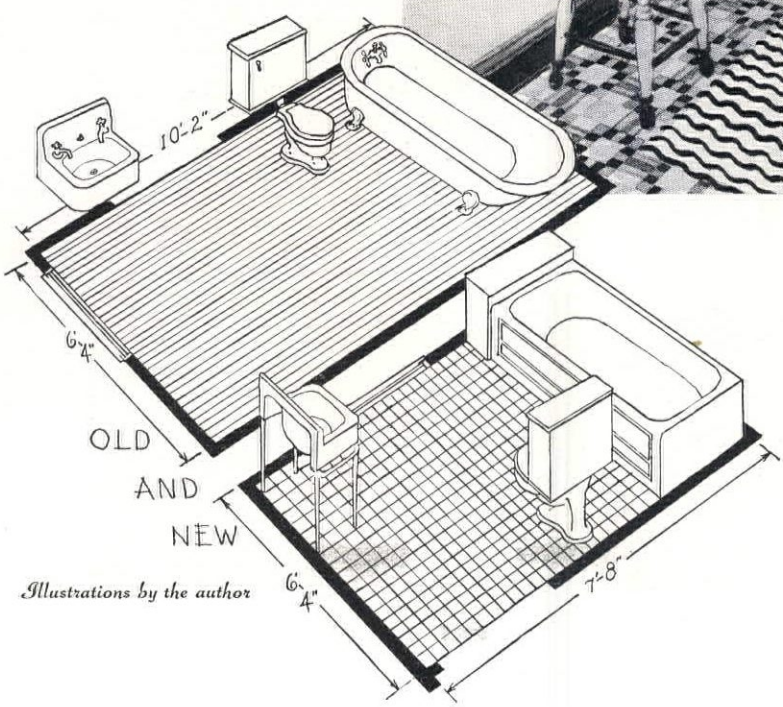



RUTH BEANE FULLER



FOR a long time I had been worrying about the contribution which our bathroom was making to the personality of our home. Its appearance did not encourage cleanliness. That room member of our family was plain, if not actually homely, in her dingy, faded garments. She was also too big for good looks. Her unloveliness was increasing with the passing of each month and year. Something very definitely must be done about it right away.

In a recent attempt to scrub the bathroom, I had tried to crawl under the tub and had hung from the rim like the man on the flying trapeze, trying to clean under and behind it. That experience, fresh in my mind, emphasized the need for immediate action and after a family discussion an architect was summoned. Privately I thought of him as a beauty specialist. The next evening I informed my husband that the beauty doctor he had sent up had looked over our bathroom. "Beauty doctor," he laughed, "well, what was the prescription?" "He said it would be easier to bring out her good points if she were not so big and ungainly. He suggested one major and several minor operations, instead of a diet, as being the best way for her to reduce. For these operations he recommended Dr. I. O. Plumber and Dr. C. A. Carpenter. He also recommended that she be given a new costume, complete even to rouge and accessories, when she had recovered sufficiently from the operations." "That will cost too much," my husband replied after he had sifted the whimsy out of my remarks. Seeing the disappointed look on my face, he said, "After dinner is over we will go into the figures and see what can be done. It is practical to know the costs before indulging in such luxuries as opera-



tions, even when they are for beauty more than for good health." When we were comfortably settled for the evening in front of a cheery fire on the hearth, my husband got out his pad and pencil. After some figuring, he said, "Roughly I estimate that those changes will cost \$400. We agreed that we ought not to spend over \$200 on our bathroom. We must have the specialist, Dr. Plumber, for the major operation, but, as for the rest of the work, why not

[Please turn to page 67]

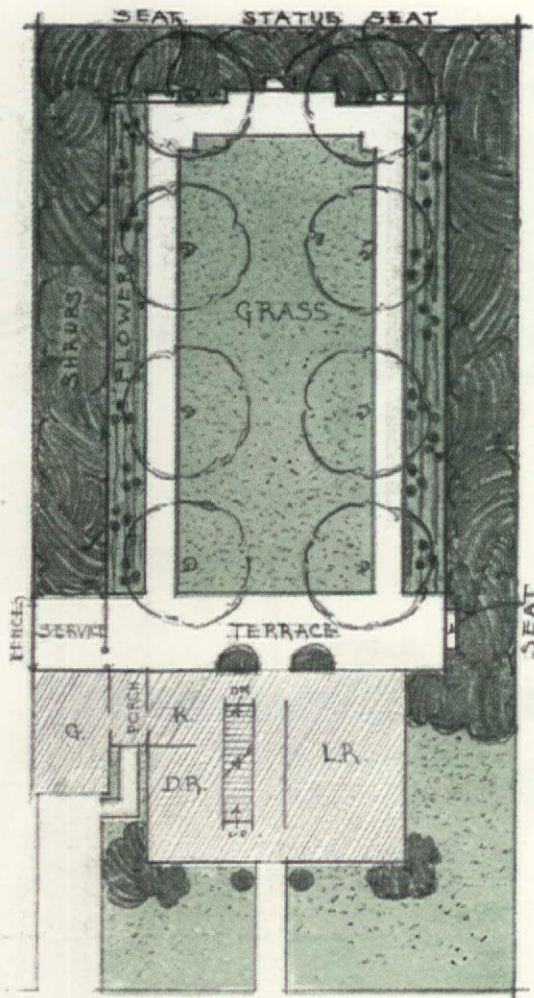


FIG. 1.

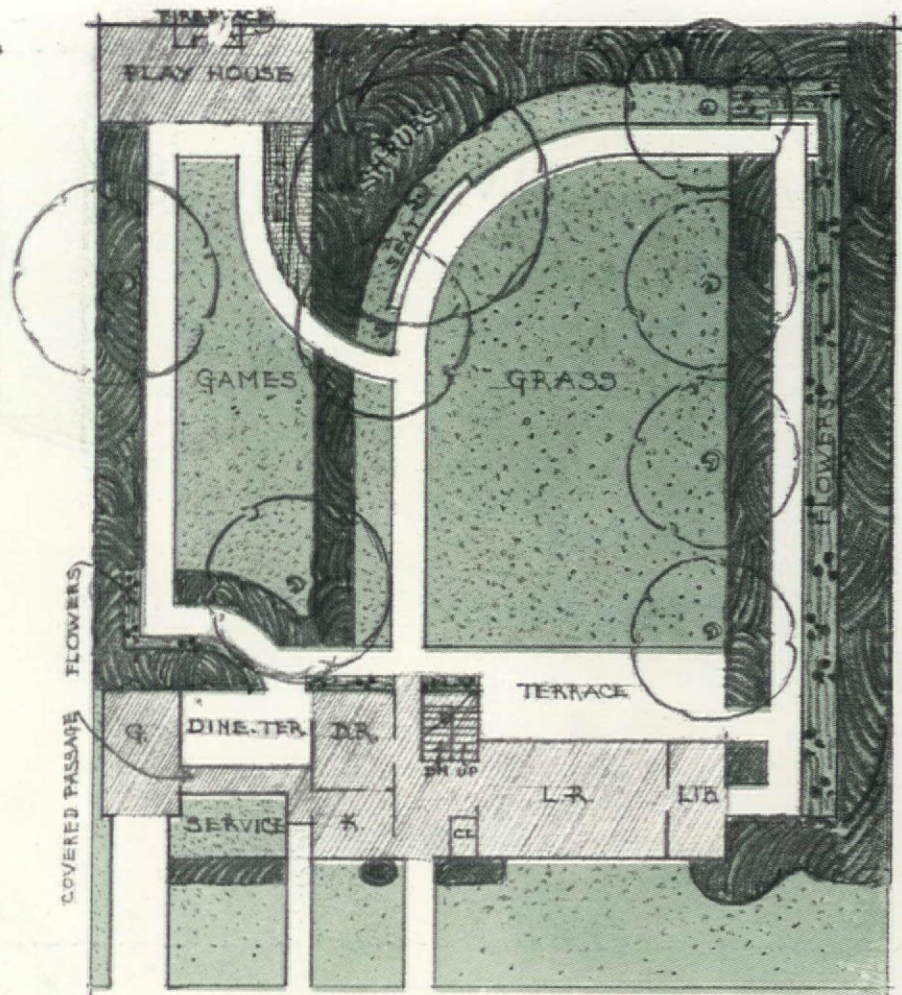


FIG. 2.

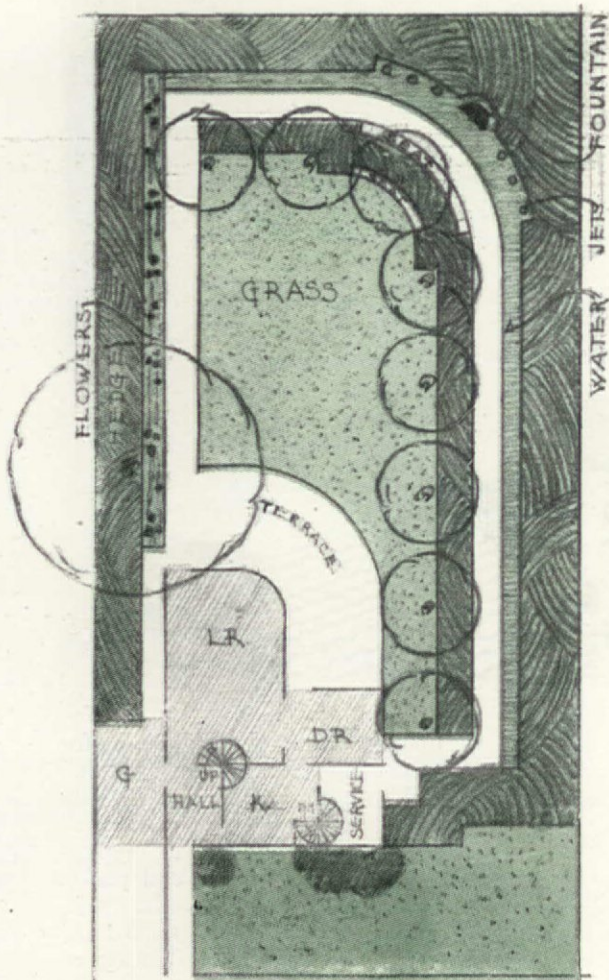


FIG. 3.

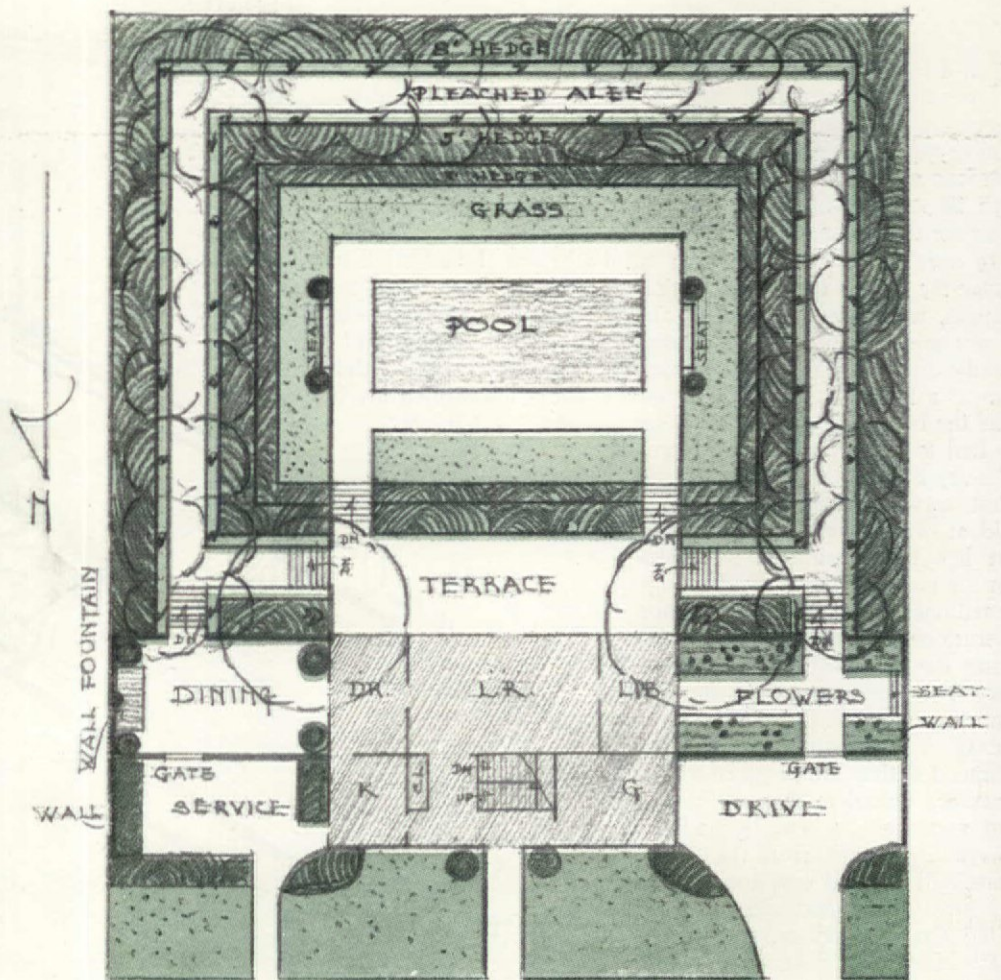


FIG. 4.

Drawings by the author

4 Gardens

- One for a small Colonial cottage and small upkeep
- One for the average American home with play space
- One for a very modern couple fond of entertaining
- One for a conservative family in a Georgian house

VIRGINIA HARRISON SMALL

TO MANY, a garden is a place in which to grow plants—and the plants, in their poorness or their perfection, are the beginning and the ending. To others of us, a garden is a decorative spot to be lived in, loved, and enjoyed as much as a living room or a play room of our house. It is true that a tulip is a tulip, no matter where it be. But in one man's garden its perfection of size, color, and shape will be of prime importance, while in another man's garden it will be merely a part of the decorative scheme. It is not of the botanical type of garden that I write; that type of garden expresses the owner's love of growing things—nothing more. Rather it is in the true garden that I am interested—a decorative place which supplements and complements the life of the home.

Just as house and garden should be so closely related to each other as to be inseparable, so should the personality of the owner, as expressed in his house be expressed also in his garden. If the owners have very restrained, conservative tastes, their house and garden will probably be of a formal nature. Just how formal; whether pretentious, cold, and even impersonal (heaven forbid!), or merely charmingly restrained, must be determined by the personality of the people. Or, if our owners comprise a family that love the comforts of home and the beauties of nature, and, at the same time, the orderliness that is the first law of heaven, they should have an informal house and garden. As opposed to the exacting symmetry of the very formal garden, the occult balance of the informal is pleasantly livable and often quite picturesque and rich in effective possibilities.

But suppose our family love the wildness of nature. If they live in the mountains, at the seashore, or even in the country, they may

have it, to their heart's content. But log cabins and rough-hewn country houses, delightful though they may be, are both unsuitable and ineffectual when not in the proper setting, which is the joyful carefreeness of nature. And even if a truly naturalistic garden were suitable in the city (which it certainly is not), not many of us can afford either the space or the materials needed for the construction of a good, convincing one. Like the little girl with the curl, a bad imitation of nature can be very, very bad. So to those whose tastes and personalities demand nature and the wide open spaces, we can only say, "Go to the mountains or to the seashore; or in some way get possession of a large country estate. Then, and then only, will you be truly happy!"

Regardless of size, location, value, or even correctness of design, your garden should express *you*. Your personality—whether you be a quiet, prim old maid, a busy, cheerful mother of five, or a dashing young man full to bubbling over with the joys of life—should invade and fill to overflowing your garden. *Your* personality should be the determining factor in *making* your garden.

Now we come to that vague and baffling question, "What is personality?" We could discuss it forever and ever, and not arrive at a really satisfactory conclusion. There are, however, a few specific things that we can put our fingers on when thinking about what makes for the personality of a garden. Let us see, briefly, what they are.

The charm of a garden, no matter to whom it may belong, lies to a great extent in its suitability to its situation and purpose. Before the garden space can be designed, the service requirements of the house must be adequately cared for. The garage, drive, dry-

ing yard, general service court, and, perhaps, a play yard for the children must be planned for according to the needs and habits of your family. If these elements are not carefully provided for, you are apt to find a bulging garbage can striking a discordant note (we hope only visually!) in an otherwise pleasant vista, and the family wash monopolizing your favorite retreat.

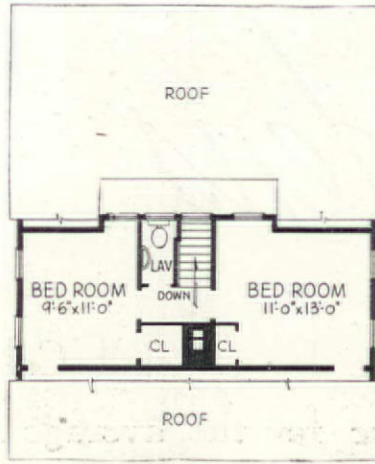
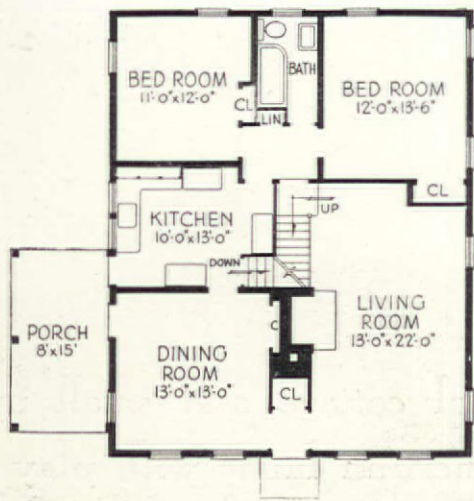
Once the service requirements have been cared for, you can devote your energy—and love—to the garden proper. For a lovely garden requires much of both energy and love. Perhaps you will have a landscape architect design the layout for you, which is the most satisfactory thing to do if you can arrange it. Perhaps you will design your garden yourself, after much reading and study. But by all means, *do* have a definite design, a plan, to work toward. No haphazard garden, however lovely its individual parts, can be truly charming or completely satisfying.

Of primary importance in the garden, let us repeat, is the provision for comfortable living. This means a background of some kind, whether fence, wall, or hedge, to insure privacy; it means providing some space to be used as an outdoor living room, whether an open terrace adjoining the house, or a garden house or arbor at the extreme edge of your property; it means an adequate allowance of well-placed paths, leading from the house to all parts of the garden and providing dry and convenient footage; and it means the proper placement of trees so as to give a good distribution of light and shade—sunlight where desired, and shade where desired. When these four things—privacy, areas for seating, circulation, and light and shade—have been properly and comfortably cared for, you have the backbone of your garden. But however utilitarian paths, walls, and terraces may be, they can still give much pleasure in themselves. In fact, if they do not have at least a certain degree of beauty, your garden will lack interest and charm no matter how perfect each tulip and each rose is.


Fences and gates can be lovely things, as can brick or stone walls. Choose whatever is suitable to your house, your pocketbook—and *you*. If you like the sturdy steadfastness of a well-built stone wall, have it; if you like the trimness of a well-designed white picket fence, have it; if you like the warmth of color and the friendly protection offered by a brick wall, have it; if you prefer the green

[Please turn to page 66]

OPPOSITE: Four gardens with personality. Fig. 1. A garden for a retired couple living in a small Colonial cottage at the edge of town and desiring comfort with a small amount of upkeep. An abundance of old-fashioned garden favorites is preferred to the newer varieties of plants. . . . Fig. 2. A garden for the average American home. Four children, whose ages range from six to fourteen, require play space. The house is large, rambling, comfortable—the personification of hospitality. . . . Fig. 3. A garden for a very modern couple, with no children and a love for fun. They desire a rather showy garden, to be used much in entertaining. The house is ultra-modern, very well done both in architecture and furnishings. . . . Fig. 4. A garden for a dignified doctor and his family, including two students. All have refined, conservative tastes. The house is Georgian



This little Cape Cod house has a compact plan with all family living quarters on the first floor. Note the placement of the staircase back of the living room, and the kitchen opening on the porch, for easy service of summer meals.



F. M. Demarest




The home of
 Mr. and Mrs. John M. Bunn
 in
 Oldwick, New Jersey

Franklin & McPherson
 Architects



Note the quaint wallpapers, fine old quilts on the beds, and the Paisley shawl that dresses the dining room table between meals. Rugs are of rag, woven or braided, like those of our forefathers



IF YOU didn't know the story, you would say at first glance that this house could lay claim to a century or more of existence. As a matter of fact, it is only a very few years old, but its owners, when they were about to build, decided that their favorite type of house was that especially familiar along the quiet lanes of Cape Cod. Their architect skillfully cooperated, and today they have a house as full of fine New England spirit as the quaint furnishings, many of which have been in the families of the owners for generations.

The plan of the house is particularly noteworthy as one that is compact and convenient. Besides the living room, dining room, and kitchen on the first floor, there are two bedrooms and bath for the family. The second floor, with its two more bedrooms and bath is for guests. Thus, most of the time, living is concentrated on one floor.



Our HODGEPODGE department



MARGE E. STAUNTON

able to do with a little perseverance and ingenuity. In a comparatively short time it was astonishing how conceited we had become! If anything from a tea table to salt shaker was needed we never had the slightest hesitation in attempting it.

It seemed we had to have some new draperies. I had some old monks' cloth but its drab tan color looked most unattractive against our somber walls so we decided to paint the cloth. On the inside of the garage walls and door we tacked newspapers and on top of this the monks' cloth curtains, which I had hemmed and made the right length. A pint of meadow-green enamel was then mixed with some deep blue oil paint we happened to have. Then this combination was mixed with solvent, about four parts of solvent to one of enamel, and sprayed on with our vacuum cleaner. As the monks' cloth happened to be from two different lots, we had to go over some of the tighter weave twice with the spray. The material dried quickly and how pleased we were with our blue-green curtains. We did not have enough curtain rings, so from an old piece of bamboo we sawed our rings. After each one was cut it was rubbed well with sandpaper—in a short time we had plenty of curtain rings at no

[Please turn to page 72]

MARGE DOES IT HERSELF!



WIL-DO GARDEN



in Steilacoom, Washington

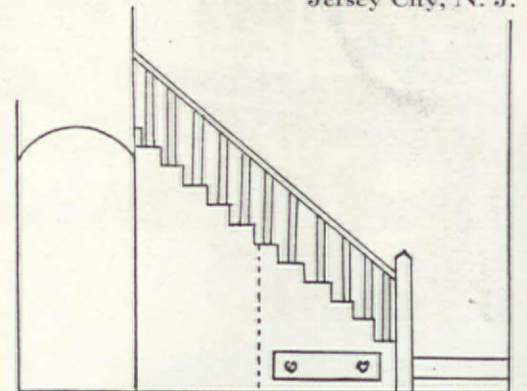
THE outdoor cupboard was constructed from a design shown in *THE AMERICAN HOME* as were also the table and benches (decorated nail kegs and lime barrels). I am sorry that the snapshots do not show the gay colors we used in developing these.

The fireplace gives us cheer as well as heat—and there is rarely an evening on Puget Sound when a fire is not appreciated. The grill adjoining affords plenty of cooking space which, with the well equipped cupboard so close at hand, enables us to entertain easily and often. MRS. WILLIAM LEECH.

DOUBLE DUTY STEPS

A convenient place for children's overshoes often presents a problem when there is no closet at the door. We solved ours by making a drawer under the last few steps of the stairs, thereby satisfying not only our sense of order but, by using an otherwise seemingly unusable and wasted space, gratifying the Scotch in us

—EDITH T. FORMAN,
Jersey City, N. J.



Stretching the budget :: overshoes and steps

:: readers' lily pools :: and fireplaces



Ever since last February, readers who enjoyed and approved the article, "Any garden can tuck in a pool somewhere," have been sending in their own proofs of the truth of the statement. This one comes from Mrs. Louis P. Ponzo, Bogota, New Jersey. At left are two views of a three-cornered pool in the back-yard garden of Mrs. Donald Haugh



READERS' LILY POOLS

MRS. HOFF

WE SHOULD like to give you that \$2,500 to \$3,000 house and put into it all that you want, but it can't be done. You can build a "shelter" for that, but reduced to the lowest possible level for habitation, and our idea of "home" is something just a bit different. Homes should be cheaper and, while we do not seem to be making much progress in that direction, we are doing our bit toward a better understanding of design, getting more homes and materials and workmanship, and planning for more efficient use of space in those homes we do design. That is our major contribution. We'd like the honor and the glory of having done a good little \$2,500 house, but quite honestly we don't believe as yet it can be done satisfactorily!



Dear Mrs. Austin:

I thought your Upper New York State election news in the March "American Home" was just plain fascinating—all but your quarrel with the laundry-in-the-basement supporters.

I live in Minnesota. You've heard of Minnesota—long, cold winters, and springs and falls that specialize in lots of freezing and near-freezing temperatures. At my luckiest, I can dry my washings outdoors only from May through October. So that half of the year I "drag" my laundry from the basement to the drying yard and back again. A lightened season, maybe, if I washed next door to my kitchen. But the other six months? Well, wouldn't I still have to "drag" the laundry somewhere then to dry it?

It looks to me as though the drying is the part of this laundry business that deserves a little more of your attention. Indoor drying takes many hours and a good deal of the right sort of spacing. Some millions of people in this country are up to their ears in climate that won't let them forget this. Won't you remember it when you want to give them another scolding?

Francys Shull Ahlers,
Minneapolis, Minn.



An outdoor fireplace in a corner of the garden of Mrs. J. Wilbur Grimm, Middlebourne, West Virginia

:: laundry location :: a shelter or a home?

A summer program for stay-at-home children



These delightful little figures come in gay colors and may be applied easily to the wall or furniture in a child's room. Poston Products



EMILY SEABER PARCHER

"WHY," I have asked myself any number of times, "when people live in a perfectly delightful suburb full of gardens and trees—*why* do they think of nothing else in the springtime except where they're going in the summer?" When I was a little girl my family moved to a suburb of Philadelphia to be in the country when spring and summer came. There we were, and there we stayed! But nowadays, to hear some women talk, one would think there never was such an unbearable place as a suburb in the summer! They pick up their children, their bathing suits and shorts, their summer reading, and occasionally their husbands, and hike off to the beach, or the mountains, or an inland lake.

But I did not start out to make this an essay on why families leave home. I started to tell how one family solved the problem of

entertaining the children who are not sent to camps, or whose parents have no summer home in the mountains—the children who are left behind. Not that our children regretted being at home during the summer, for we have a large cool yard in which to build huts, or make gardens, or climb trees, but they regretted very much being deprived of companions. Two summers ago there was not a girl near the age of my older daughter within the radius of a mile.

That was the summer we put forth a supreme effort to make the season pass quickly and profitably for the children. Since then, the necessity has not been quite so urgent, although summers at home always require careful planning if you are to keep your children happy and out of mischief. Children are restive. They crave people of their own age

to play with. Without this companionship, and deprived for several months of disciplined occupation, they are lost.

Two years ago, at the beginning of the vacation season, we held a conference in our family. Both children attended, although they were more or less told what we were planning to do rather than invited to give their own ideas. Children, like adults, would much prefer being consulted about plans already made than to be forced to think up new plans. (This, of course, unless the child or adult has some definite ideas of his own.)


"This summer," I announced at the conference, "we're going to do interesting things. We'll go swimming every nice day; we'll take interesting walks, and have picnics at least once a week." Barbara, my older daughter, squirmed ecstatically and Little Sister imitated her, both presenting broad, pleased, little grins to the world.

"I have a number of plans in my head," I continued, "but you must do your part, too. Will you?" Two brown heads bobbed eagerly up and down. "We'll all help with breakfast and the breakfast dishes. Then you girls will have your duties for the morning and I shall have mine. We must learn to work without quarreling or whining. Only on this condition shall we be able to carry out our schedule for the summer successfully."

To start our summer we sent for swimming permits, allowing us an hour's swim each day in a lake about three miles from our house. We found an attractive, clean little lake; a

[Please turn to page 50]

In warm, sunny weather the garden hose or portable pool will afford hours of genuine pleasure



Kenneth Dudley Smith

Hot breads to accompany summer fruits and berries

Summertime, with its abundance of ripe fruits and berries, with its long days inviting leisurely exercise in the open, is the ideal time to become acquainted with Madame de Staël's French mode of living and her delicately light hot breads—SUE MOODY

Recipe printed on back of each photograph


Recipe printed on back of each photograph

Recipe printed on back of each photograph

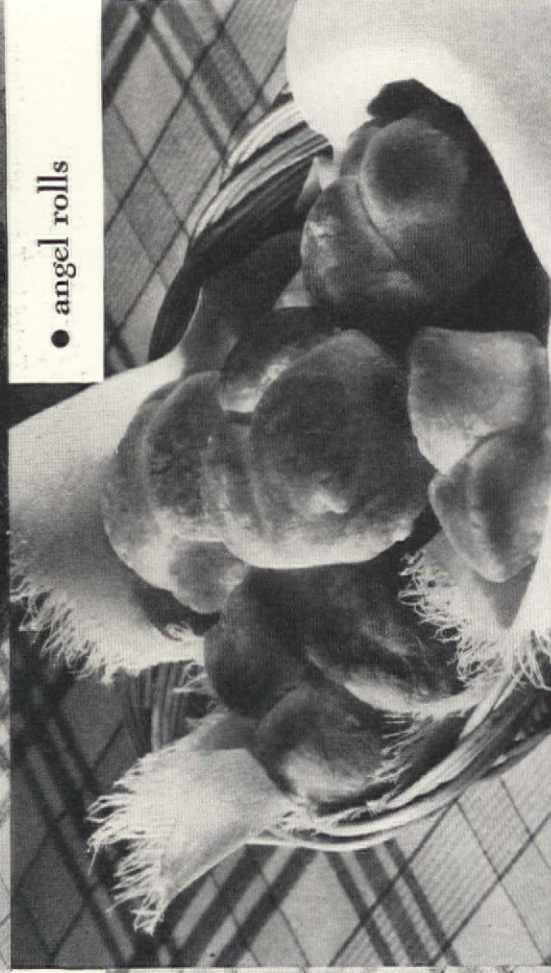
● plain buns
"petit sou"



● croissants de Paris
brioches




● angel rolls




● Vienna breakfast
rolls



● Vienna twists



● French rolls "petit
déjeuner"



Hot breads to accompany summer fruits and berries

If you will learn to make one or two kinds of these delicious warm rolls, so good when eaten with fresh fruit confitures, and if you will serve them for petit déjeuner with large cups or glasses of hot milk and coffee, mixed half and half, you may enjoy the same sort of ten o'clock breakfast made famous by discriminating French women — SUE MOODY

Photograph printed on back of each recipe

Photograph printed on back of each recipe

Photograph printed on back of each recipe

● angel rolls

1 cup scalded milk
 ½ tablespoon sugar
 1 teaspoon salt
 2 tablespoons butter
 2 tablespoons other shortening
 1 cake compressed yeast dissolved in
 ¼ cup lukewarm water
 1 egg white
 ¾ cups flour

PUT sugar, salt, and shortening in a bowl. Pour over it the scalded milk and when a little warm add the dissolved yeast. Add white of egg, beaten until stiff, and the flour. Toss on a floured board and knead. Return to well-greased bowl and let rise. Form into rolls, let rise, and bake 20 minutes in a moderately hot oven (400° F.).

Tested by THE AMERICAN HOME

● croissants de Paris brioches

⅓ cup scalded milk
 1 tablespoon sugar
 1½ teaspoons salt
 6 tablespoons shortening
 ½ cake compressed yeast dissolved in
 ⅓ cup lukewarm water
 2 egg whites
 2½ cups cake flour

PUT sugar, salt, and shortening into a bowl. Pour scalded milk over this mixture and stir until smooth. Add the yeast, dissolved in lukewarm water. Add whites of eggs, beaten stiff. Stir in 2¼ cups of cake flour, reserving the remaining flour for bread board. Turn onto greased bowl, cover and let rise for two or three hours. Now pinch off lengths of the dough, shape it gently into crescent shapes. Allow to rise and bake in a moderately hot oven (400° F.) for about 20 minutes. If you wish, 3 or 4 minutes before you take the rolls out of the oven, you may brush tops with egg yolk which has been beaten with ¼ tablespoon melted fat, 1 tablespoon water, and 1 teaspoon powdered sugar, and then brown under the broiler unit of the range. A variation is to allow the dough to rise in brioche-shaped pans.

Tested by THE AMERICAN HOME

● plain buns "petit sou"

2 cakes compressed yeast dissolved in
 ¼ cup lukewarm water
 2 cups water
 4 tablespoons shortening
 1 tablespoon salt
 ½ cup sugar
 2 eggs, beaten
 6 cups flour

MIX sugar, salt, and shortening, and over this pour 1 cup of the water, heated to boiling. Stir until dissolved, then add one cup of cold water. When lukewarm add the yeast (dissolved in the lukewarm water) and beaten eggs. Stir in the flour. Turn out on a floured board and knead lightly. Return to a greased bowl to rise. Pinch down. Form into rolls, let rise, and bake in a moderately hot oven (400° F.) for about 20 minutes. Use what you wish and put the remainder in a well-greased bowl and cover with oiled paper.

You can keep the dough in the refrigerator for several days, baking fresh rolls whenever you need them. You may have to knead the dough down occasionally.

Tested by THE AMERICAN HOME

● French rolls "petit déjeuner"

½ cup scalded milk
 2 tablespoons sugar
 ½ teaspoon salt
 1 cake compressed yeast dissolved in
 2 tablespoons lukewarm water
 2 tablespoons melted shortening
 1 egg, beaten
 2 cups flour

PUT sugar and salt into a bowl and add scalded milk. When slightly warm add the yeast which has been dissolved in lukewarm water. Beat into this mixture ¾ cup flour. Cover and let rise until foamy. Then add the melted shortening, the beaten egg, and the rest of the flour. Turn out onto a floured board and knead lightly. Let rise again and, when double in bulk, punch the dough down; pinch off tiny round rolls. Butter and place in a greased pan 1 inch apart. Let rise double their size; bake in oven (400° F.) for about 20 minutes.

Poppy seed rolls

Proceed as for French rolls except, just before baking, brush with egg yolk beaten with a little water and sprinkle with poppy seeds.

Recamier tied rolls

Using the same recipe, cut strips of dough and tie each strip into one single knot. Just before taking from the oven brush with a little cream and powdered sugar mixture. Sprinkle with finely chopped almonds.

Tested by THE AMERICAN HOME

● Vienna twists

1 cup shortening
 1 cup boiling water
 ¾ cup sugar
 2 cakes compressed yeast, dissolved in
 1 cup cold water
 2 eggs
 1 teaspoon salt
 6 cups flour
 Butter, softened
 Cinnamon
 Sugar

CREAM the shortening and sugar, add boiling water and cool. Add the yeast dissolved in cold water, then the well-beaten eggs, flour, and salt. Turn out and knead. Roll out the dough in a large round piece, ½ inch thick. Spread it with a little soft butter and sprinkle with cinnamon and sugar mixed. Add raisins if desired. Roll this up into a long roll and cut into slices with a sharp knife. Place them in a well-greased pan, side by side. Brush their tops with butter and allow to rise. Bake in moderately hot oven (400° F.) for about twenty minutes, and, if desired, just before removing from oven, brush them with egg yolk mixed with a little cooking oil, and sprinkle tops with cinnamon crumbs.

Tested by THE AMERICAN HOME

● Vienna breakfast rolls

2 cakes compressed yeast
 1 tablespoon sugar
 ¼ cup warm milk
 1½ cups flour
 ¼ teaspoon salt
 ½ cup shortening
 3 egg yolks
 1 teaspoon vanilla
 ¼ teaspoon salt
 ¼ cup sugar
 ¼ cup ground almonds

DISSOLVE yeast and sugar in slightly warm milk. Cut shortening into flour and salt, keeping mixture light. Add beaten egg yolks to yeast mixture. Add vanilla. Combine mixtures and beat until dough leaves the sides of the bowl. Form into a smooth ball and place in clean cloth. Tie and drop into a bowl of cold water for 45 minutes. Remove from bowl and cut dough in small pieces with scissors. Twist twice, holding thumb and finger on each end. Dust with mixture of ¼ cup sugar and ¼ cup ground almonds. Place on ungreased pan; let stand 20 minutes. Bake in moderately hot oven (400° F.) about 20 minutes.

Tested by THE AMERICAN HOME

Ring around a salad

There is no limit to the possibilities with salad rings. These combinations are merely suggestions which we hope will inspire you to evolve originations of your own. Here's a chance to let yourself go and express your own salad ideas—EMILIE ROBERTS

Recipe printed on back of each photograph

Recipe printed on back of each photograph

Recipe printed on back of each photograph

● ham aspic with cole slaw



● fruit ring with cottage cheese



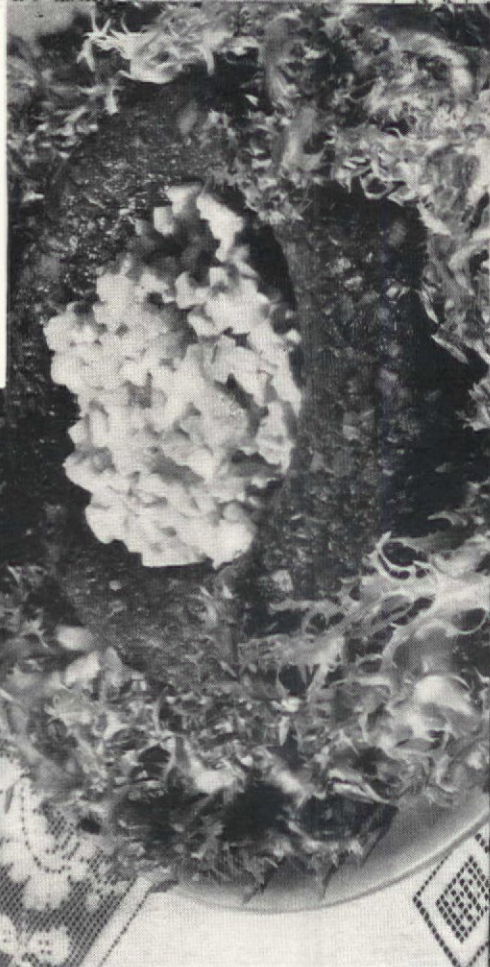
● chicken aspic with vegetable salad



● cheese ring with fruit salad



● beet ring with sweetbread salad



● mayonnaise ring with salmon or crab meat



Ring around a salad

These ring-mold arrangements are practically whole luncheons in themselves. Serve with hot rolls, or plain bread and butter, a beverage, hot or cold, and an easy dessert—EMILIE ROBERTS

Photograph printed on back of each recipe

Photograph printed on back of each recipe

Photograph printed on back of each recipe

● chicken aspic with vegetable salad

Enough finely chopped chicken to fill mold
2 cups soup stock
1 tablespoon unflavored gelatine
Seasoning to taste
Lettuce leaves
Mixed vegetables

USE stock from chicken or canned bouillon and season to taste. Soak gelatine in $\frac{1}{4}$ cup of the liquid. Heat remaining liquid and add to gelatine. Mix with chicken and turn into mold, or individual molds as shown in picture. Place in refrigerator overnight.

Unmold on lettuce leaves and fill center with a macedoine of vegetables mixed sparingly with mayonnaise or French dressing. If French dressing is used, serve the vegetables in a bowl that fits in the center of the mold. Cooked peas and carrots and sections of raw cauliflower were used in the picture, opposite, but there's almost an endless list of possible combinations.

Tested by THE AMERICAN HOME

● fruit ring with cottage cheese

Canned or fresh pineapple, peaches, Cantaloupe
1 small bottle maraschino cherries
 $\frac{1}{4}$ cup lemon juice
 $\frac{1}{2}$ cups liquid
1 tablespoon unflavored gelatine
Romaine
Cottage cheese
Sour cream

SOAK gelatine in lemon juice. If canned fruit is used, add the juice from it to the maraschino juice to make $\frac{1}{2}$ cups liquid; then heat and add to gelatine. If fresh fruit is used, add water to the maraschino juice. Arrange slices of cantaloupe and whole cherries in the bottom of the mold and fill with large pieces of remaining fruit and liquid. Place in refrigerator overnight.

Unmold on romaine or lettuce leaves and fill the center with cottage cheese mixed generously with sour cream.

Tested by THE AMERICAN HOME

● ham aspic with cole slaw

Enough finely chopped ham to fill mold
2 cups soup stock
1 tablespoon unflavored gelatine
Seasoning to taste
Lettuce leaves
Cole slaw
Quartered tomatoes

USE soup stock or canned bouillon and season to taste. Soak gelatine in $\frac{1}{4}$ cup of the cold liquid. Heat remaining liquid and add to gelatine. Mix with ham and turn into mold (or individual molds as shown in photograph). Place in refrigerator overnight.

Unmold on lettuce leaves and fill center with cole slaw made by combining crisp, finely shredded cabbage with boiled dressing, well seasoned with prepared mustard. Fill lettuce leaves with quartered tomatoes.

Tested by THE AMERICAN HOME

● mayonnaise ring with salmon or crab meat

2 cups mayonnaise
1 cup cream, whipped
 $\frac{1}{2}$ cup lemon juice
1 tablespoon unflavored gelatine
Lettuce leaves
Canned salmon or crab meat
Celery, chopped
Hard cooked egg
Tomato slices
Lemon slices

SOAK gelatine in lemon juice and then dissolve over hot water. Add whipped cream and mayonnaise. Pour into mold and set in refrigerator overnight.

Unmold on lettuce leaves and fill the center with a mixture made of four parts canned salmon (or crab meat) and one part chopped celery. The ring provides sufficient salad dressing. Garnish with sliced hard cooked egg. Place a large thick slice of tomato and a slice of lemon in each lettuce leaf.

Tested by THE AMERICAN HOME

● beet ring with sweetbread salad

3 cups finely chopped cooked beets
 $\frac{1}{2}$ tablespoons unflavored gelatine
 $\frac{1}{4}$ cups liquid
 $\frac{1}{4}$ cup vinegar
1 cup chopped celery
2 tablespoons grated horseradish
1 teaspoon onion juice
Salt to taste
Chicory
Sweetbread salad
Capers

ADD water to beet juice to make $\frac{1}{4}$ cups liquid. Soak gelatine in $\frac{1}{4}$ cup, then heat remaining liquid, add to gelatine, and add other ingredients. Pour into mold and set in refrigerator overnight.

Unmold on a bed of chicory and fill the center with sweetbread salad—made the same as your favorite chicken salad. Garnish with capers.

Tested by THE AMERICAN HOME

● cheese ring with fruit salad

2 packages cream cheese
1 cup grated American cheese
1 tablespoon unflavored gelatine
1 cup milk
1 tablespoon cold water
Salt and paprika to taste
1 cup cream, whipped
Watercress
Fresh or canned fruits
Salad dressing

MOISTEN gelatine in water. Heat milk and add to gelatine. Add slowly to cheese and seasoning. Fold in whipped cream and pour into greased ring mold. Set in refrigerator overnight.

Unmold on a bed of watercress and fill the center with a macedoine of fresh or canned fruits. A happy combination is peaches, apricots, pineapple, pears, and seedless grapes. Another is apples, grapefruit, and oranges. Serve mayonnaise or French dressing separately.

Tested by THE AMERICAN HOME

"WE SAVE MONEY BY ITS SILENT OPERATION" OWNERS REPORT

Servel Electrolux cuts refrigeration costs because its freezing system has no moving parts


THEY'RE ENTHUSIASTIC . . . these happy Servel Electrolux owners . . . about the *different*, noise-free operation of their Servel Electrolux refrigerators. And no wonder!

Silence is a real advantage in itself. And when it means lower operating bills, lower food bills, and lower upkeep—that's another good reason for getting excited!

In the entire freezing system of a Servel Electrolux, there are *no* moving parts to wear or to increase the cost of running even after long service. A tiny gas flame does the work.

See the beautiful 1937 models at your gas company or local dealer. Get all the facts. Your own gas company backs and services every Servel Electrolux it installs.

For farm and country homes, Servel Electrolux operates on kerosene or bottled gas. Write for details. Servel, Inc., Evansville, Ind. (Servel Electrolux is also sold in Canada, Central and South America.)



"WE'VE SAVED A LOT OF MONEY with our Servel Electrolux since we got it three years ago," says Mrs. Ellen Madden of 4139 Roanoke Rd., Kansas City, Mo. "It's so economical to operate, and saves money in food costs, too. And it's a joy in our small home not to have noisy refrigeration."



COULDN'T CHANCE TROUBLE—Three miles out in Lake Michigan is the Wilson Avenue Crib—one of the intakes on the pipeline that supplies Chicago with its water. The men who live there have dependable food protection with a Servel Electrolux.



"NO MOVING PARTS is a big advantage in a refrigerator. I can tell you," says George M. Glass of 2038 N. Townsend Ave., Los Angeles. "We've enjoyed the silence of our Servel Electrolux, and the fact that it's so economical in operation."



SILENT. PERFECT. AFTER 9 YEARS—In 1928, the Immel Construction Company of Fond du Lac, Wisconsin, installed Servel Electrolux refrigerators in its Eldorado Apartments (shown at left). Today, Mr. J. W. Immel, the president, reports: "These refrigerators are still in perfect operating condition."



LOWER FOOD BILLS—"My Servel Electrolux has proved a real economy in food buying," says Mrs. Margaret Carney of 19750 Nauman Ave., Euclid, Ohio. "But most important to me is the knowledge that it is safeguarding my children's health; their food and milk is always at the right temperature."

SERVEL ELECTROLUX THE *Gas* REFRIGERATOR

"It was worse than a slap in the face"



A few weeks ago, my little Ann came running home crying as if her heart would break. She said her playmates had been making fun of her clothes.



When the poor kid turned around, I almost dropped. Somebody had pinned one of your ads about tattle-tale gray on the back of her dress.



It was worse than a slap in the face. Where did those youngsters get the idea? Had they heard their mothers criticizing my washes? I felt like tearing that ad to bits. But luckily, I read it instead and found how the best housekeepers get tattle-tale gray in their clothes if they use a soap that leaves dirt behind.



So right away quick I changed to Fels-Naptha Soap — and am I GLAD! How those gentle suds of richer golden soap and lots of naptha hustle out every speck of dirt! My clothes lost that horrid tattle-tale gray in no time! So I made a big freezer-full of ice cream and gave those kids a "thank-you" party.

BANISH "TATTLE-TALE GRAY" WITH FELS-NAPTHA SOAP

COPR. FELS & CO., 1937

A summer program for stay-at-home children

[Continued from page 44]

beach that was covered with pebbles and kept free from litter; exceptionally light and clean bathhouses; hot and cold showers; wringers; two rafts; several life guards who not only watched out for bathers but who gave free swimming and life-saving lessons; a guard rope denoting deep water; and, if we chose our time well, not too many people. In addition to this I discovered that at least three local doctors claimed it wasn't at all a bad place to take our children.

Every pleasant day at eleven o'clock became our swimming hour. I had about two free hours to myself beforehand while the children took most of the morning dawdling with their duties or individual interests. At quarter to eleven Barbara collected bathing suits and towels and packed them into our swimming bag. I hastily glanced over my shopping list so we could stop at the store on the way, and we were off. At the end of the summer Barbara had learned to swim and Patsy was well on her way to keeping herself afloat.

The next thing we did toward making our summer enjoyable was to persuade Daddy to bring down the square umbrella tent that was rotting in the attic and put it up in the yard under the big sugar maple. For a week or two the tent took all the children's time. They dragged out ponchos and blankets and old furniture and vases for flowers. They played house and school and camp. They took naps and ate meals there. On extremely warm nights it became a privilege to sleep out in it. On one occasion a friend of Barbara's, in town between a sojourn to camp and a visit to her grandmother, was invited to enjoy the novelty of the tent. The girls took out wash basins and tooth brushes as well

as flashlights and nighties. They were going to pretend they were camping by themselves, hundreds of miles away in mountain wilds.

One afternoon the children lugged stones from various parts of the yard and helped Daddy build a simple outdoor fireplace. Here, on evenings not too hot—nor too frequent for the event to become commonplace—we had wiener roasts: hot dogs with toasted rolls, vegetable salad, homemade root beer, watermelon, and marshmallows to toast afterwards over the glowing coals. This became a delightful way of entertaining friends of the family, especially when my husband and I happened to be friendly with the parents of some of the children's playmates. Everybody loves a wiener roast and the children were delighted to participate in something which we older people enjoyed, too. We took great pains to have our fireplace out of reach of dry leaves and twigs, and one of the children's responsibilities was to fetch water after the outdoor meal and pour it over what remained of the glowing embers.

In connection with being careful of fire, we made one of our weekly trips to a near-by hill on which is built a lookout tower. After our picnic lunch we took an exploratory walk around the reservation, winding up at the end by climbing the "scary" iron steps to the tower. There we gazed, entranced, for an hour or more, trying to fit the scenes before us into country with which we were familiar. The warden was kind enough to show his huge map, pointing out the different towns we knew and explaining to us what he did when he actually caught sight of fire.

During the previous year in school, Barbara had studied American History, and at her request we decided to take in several historical tours during the summer. We went to Lexington first, seeing half the sights in the morning, driving out farther into the country for our picnic, and returning to "do" a few more his-

Daily duties like making one's own bed and keeping one's room in order are performed cheerfully by a child if she can anticipate more exciting things to do later. Here is Jane Withers, young 20th Century-Fox star, in "Pepper"



HOW TO ACHIEVE ROOM BEAUTY WITH...

Paint and Glass

by PITTSBURGH PLATE GLASS CO.

The easy, modern way to put life, color and brightness into your rooms . . . to give them attractiveness and personality . . . is with paint and glass. There are scores of practical, inexpensive ways to use these materials effectively. See our booklet for details.

You can buy any paint or glass product bearing the "Pittsburgh" name with perfect confidence in its quality. There are Pittsburgh Products for practically every purpose. And you can obtain them conveniently, wherever you live, through our seventy-four branches in leading cities and our thousands of dealers throughout the country.

1 See how a large modern mirror adds brightness and glamour to the family fireside. Note the more attractive outlook obtained by the corner window treatment.


2 You can suggest the carefree, golden glow of pleasant sunlight in a room, even when days are gloomy, by cheerful walls finished in Pittsburgh Wallhide Paint in a single day.

3 Very much in the modern manner are the gleaming shelves of polished plate glass flanking the fireplace, and the chic plate glass table top reflected in the mirror.

4 Form a rich, warm canopy for your room by finishing its ceiling in a carefully chosen tone of Pittsburgh Wallhide Paint (dry the same day) to harmonize with the walls.

5 To catch the gracious restfulness of your room, and reflect it in subdued beauty, use paneling of Carrara Structural Glass around your fireplace. It is authentically modern.

6 The final touch of beauty in any room is its woodwork. Complement the sunny walls of your room with gleaming woodwork done in rich Pittsburgh Waterspar Enamel.



MODERN LIVING ROOM AT JAMES MCCREERY & COMPANY, NEW YORK. COLOR PHOTOGRAPH BY VICTOR KEPPLER.



SEND FOR FREE BOOK

A new fascinating book on home improvement and decoration, fully illustrated, and filled with practical suggestions, to fit your budget. Whether you own, rent, or plan to build, be sure to send the coupon for your copy of "Practical Suggestions for the Interesting Use of Glass and Paint in Your Home." This book is free.

Paint • **PITTSBURGH** • *Glass*
PLATE GLASS COMPANY

Makers of WALLHIDE PAINT • WATERSPAR ENAMEL and VARNISH • SUN-PROOF PAINT
 FLORHIDE • GOLD STRIPE PAINT BRUSHES • POLISHED PLATE GLASS • MIRRORS
 PENNVERNON WINDOW GLASS • CARRARA STRUCTURAL GLASS • DUPLATE SAFETY GLASS

PITTSBURGH PLATE GLASS COMPANY
 2191 Grant Building, Pittsburgh, Pa.

Please send me, without obligation, your new book "Practical Suggestions for the Interesting Use of Glass and Paint in Your Home."


Name _____

Street _____

City _____ State _____

She'll Like it for Her Kitchen

The American Home Menu Maker



Now in Five Colors—

HERE is a unique cabinet for the busy housewife. The most practical way ever devised for filing recipes. This system was originated by the Editor of *The AMERICAN HOME* and has proved so popular with our readers that there are now over 52,000 users.

The MENU MAKER is an exclusive feature of *The AMERICAN HOME*. It is not sold through dealers. It can be had only from us.

1 ● ● Complete

The AMERICAN HOME MENU MAKER is an all steel cabinet, supplied in any one of five colors. With it comes a full set of fifty Cellophane envelopes in which to file your recipes. This means that the recipe may be in daily use if need be, and always be fresh and clean. The envelope of Cellophane makes the recipe visible and is, of course, washable.

With the MENU MAKER goes a complete set of indices, consisting of a complete classification of all foods under which to file your recipes, and an index covering the days of the week to permit you to plan your meal well in advance.

As a service to our readers and to get the widest possible distribution, *The AMERICAN HOME MENU MAKER* has been priced barely to cover manufacturing and carriage charges of the box, the Cellophane envelopes and the indices.

Equipped with Cellophane Envelopes

Cellophane envelopes—a full set of them—crisp and clear, keep your recipes spotless and instantly visible at all times.

THE AMERICAN HOME, 251 Fourth Ave., New York City

I am enclosing \$1.00 for the complete Menu Maker in Blue, Black, Yellow, Green, and now in Red (check color), this to include 50 Cellophane envelopes, indices, etc.

Name

Street

City..... State.....

Add 25¢ if west of the Mississippi, in Canada or U. S. Possessions. AII 8-37

torical spots after lunch. We had been a bit concerned with how small sister would respond to historical influences but, to our amazement, she seemed quite as interested in the "Birthplace of American Liberty" and Buckman's Tavern, where the Minute Men congregated on the morning of the first battle of the Revolution, as was her older sister. I'll have to admit that her immediate desires in the historical houses were to climb into old cradles, to turn spinning wheels with a flip of her hand, and to sit down in antique chairs. A little parental persuasion took us safely past these treasures, much to the visible relief of fearful attendants.

On the day we chose to visit Concord, we were waylaid at an Indian trading post, run by a picturesque old man and his interesting son. They sold colorful Indian blankets, hand-wrought jewelry, pottery, Indian dolls, and other Indian curios made, surprisingly enough, by the Navajos, Pueblos, and Zunis of the Southwest. We purchased a doll and several pieces of dung-blackened pottery, although the old man (reminding us, with his enormous hat and trim goatee, of Buffalo Bill) assured us we didn't need to buy anything. We spent two days finally in Concord, for we always took our time, stopping where we liked and when we liked. We felt it was better to go slowly and enjoy each trip than to see too much in one day and return home tired and cross.

For another day's enjoyment we chose to picnic at Lake Walden, that tranquil lake about which Thoreau wrote with such feeling. But alas! It is no longer Thoreau's lake. It is now a state reservation with the pine woods between it and the road dedicated as a parking space for hundreds of cars. There are hot dog stands and ice cream carts, overburdened rubbish cans, and people in all stages of dress and undress. At the foot of a small incline is the beach, a delightful beach, and clear, clean water. We swam. We ate our lunch. Then we went home. We were all a little disappointed in our day's outing.

To make up for our trip to Walden we took our next trip within a few days. We drove to Harvard, a delightful town about thirty miles from Boston. Outside the village are the Wayside Museums; the American Museum, containing native Indian relics and samples of Indian art and industry; Fruitlands, where the Alcotts lived at the time Bronson Alcott tried to create a "New Eden" in 1843; and most interesting of all, the Shaker Museum, with its samples of dainty Shaker handicraft.

One cool day Barbara and I left Little Sister behind and ran

away to Boston. We had become well inoculated with the historical bug by this time and Barbara felt we must visit a few places there. Another morning the three of us drove to a near-by city to visit a candy factory. This was an amazing place to the children. They had never seen so much sugar, or candy, or chocolate. They stood fascinated by one of the chocolate dippers until she looked up and smiled at them. And when, at the end of our tour, each child was presented with a tiny box of chocolates as a souvenir from the company, their childish joy knew no bounds.

Another interesting trip of ours, which was an education in itself, was our trip through a newspaper plant. Fascinated, we watched the great rolls of paper being fed into the presses, being churned over and under, over and under, and finally emerging from the other end, folded and ready for distribution. They were sending a funny paper through at the time and the children were almost standing on their heads trying to see the pictures being printed.


A friend of mine, spending the summer at home with her three children of nine, twelve, and fourteen years, carried out a most unique idea for rainy days. They decided, that summer, to visit a certain part of Europe *à la* their own back yard, so to speak. They sent for all the literature and advertising booklets available on the Scandinavian countries. They collected maps, books, newspaper clippings, and magazine articles. The number of items they assembled concerning these countries was astonishing. My friend had bought a large scrapbook, and at the start of the "trip"—on the first rainy day after school had closed—they pasted in timetables to New York along with a map showing what route they were to take and a picture of the Waldorf Astoria where they were presumably to spend the night before their phantom sailing.

Next came literature regarding the Scandinavian-American lines with pictures of the particular steamer on which my friend and her children had chosen to embark. They took great pleasure in having the best suite on the boat and in "dining" at the Captain's table. A lapse of a week or so between rains marked their passage to Norway, and the children, swinging into the spirit of the venture would resort, at various times during that week, to playing deck games or promenading the deck.

They kept strict account of every place visited, obtaining pictures of most of the hotels they pretended to patronize, and following on the map every inch of their journey through Norway,

[Please turn to page 60]

A Crunchy Hunch FOR LUNCHEONS!



WHEN summer meals need a saucy, spicy touch to spruce them up, take this tip! Pile a dish high with slices of Heinz Fresh Cucumber Pickle. Watch 'em disappear! They're crisp and cool as a lake breeze—so wholesome you can eat *all* you want.

Heinz makes this lush pickle the way grandmother did back in crinoline days. Only we use our own special "pedigreed" cucumbers, our own mellowed-in-wood vinegar, and fine imported spices.

Snare your midnight snack-hunters with Heinz Fresh Cucumber Pickle. Use it to garnish meats—in sandwiches—to perk up salads. Or dip into the jar and munch one right off the fork. Heinz Fresh Cucumber Pickle is a favorite all ways.

Tune in Heinz Magazine of the Air. Full half hour—Monday, Wednesday, and Friday mornings, 11 E. D. S.T.; 10 E. S.T.; 9 C. S.T.; 12 Noon M.T.; 11 P.T.—Columbia Network.

57



Heinz

FRESH CUCUMBER
PICKLE

Picture of You - Next January



"Yes sir! AUTOMATIC HEAT is the best investment we ever made!"

"Remember how we used to fuss with the old heater? How we used to dread the approach of winter. And never a winter went by but what it went out on us a couple of times. Like the cold night we had the party—"

"Yes—Wasn't That Awful! But that wasn't all. Don't forget what a nuisance it was in the early spring. If a warm spell came on, and we let the furnace go out, sure enough the next day would be cold, and we'd go around shivering. Those were the bad old days!"

But Now they have Automatic Heat, provided in a fuel-saving

FITZGIBBONS STEEL BOILER


Built in types to work with any oil or gas burner made, or with any of the fine automatic stokers now on the market.

This is the steel boiler that gives all the clean domestic hot water you want, all year 'round, WITHOUT A STORAGE TANK — the boiler whose beauty graces any basement room.

The boiler that enables you to install modern split-system AIR CONDITIONING at any future time by the addition of its companion unit — the FITZGIBBONSAIRE.

NOW IS THE TIME

to look into automatic heat. Install a FITZGIBBONS BOILER NOW. Three years to pay. First payment in October. Mail the coupon for full information. There is a Fitzgibbons dealer near you.



FITZGIBBONS BOILER CO., INC. A8
 ARCHITECTS BLDG., 101 PARK AVE.
 NEW YORK, N.Y. Phone: CAledonia 5-7800

Send me details about Fitzgibbons Steel Boilers for Automatic Heat with

Oil Gas Stoker

Name

Address

Fences for beauty and privacy

[Continued from page 18]

out small, stray animals. The tops of the pales may be made curved, square, rounded, pointed, or diagonal; for more elaboration they may be cut out. The most popular fence design at present is one with scallops at the top, either with rounding or sharp peaks and valleys. (See illustrations at the bottom of page 17 and the top and bottom of page 18.) This type can be made in a number of de-



posts should be made of 4 by 4, 4 by 6, or 6 by 6 timbers, or dressed cedar, set three feet in the ground, or embedded in concrete for added strength, and coated with creosote at the rot point just below ground level.

Pickets of 1 by 4 stock are quite practical, since they are strong and durable and give room for two good-size nails to fasten them to the cross-members. The pickets should be nailed from one to three inches apart. Their height depends upon the wish of the builder, but five to six feet at the peaks is usual. The valleys may be from six to twelve inches lower. In some instances the

An attractive and economical low fence made of pointed shiplap



Above, the snake, or common rail fence. Below, a scallop type fence plus trailing vines affords a charming shield for a garden

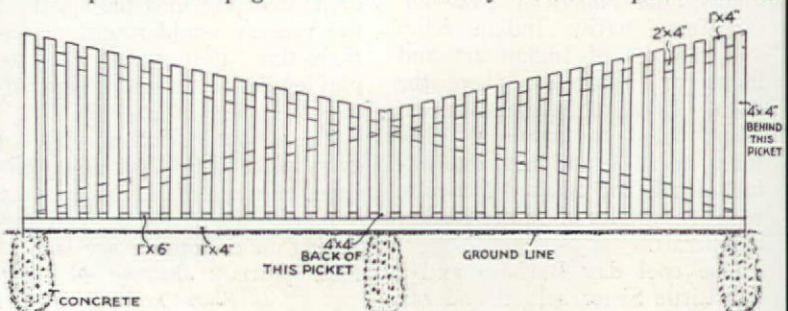


signs, the sections between the peaks varying in length to suit the designer's wishes.

In the scallop type fence, posts are usually set ten feet apart. Using this length, ten-foot 2 by 4's can be used for cross-members and give good support. One of these cross-members should be placed near the top horizontally and the other vertically near the bottom, as shown in the upper small picture on page 18. The

pickets at the peaks are made of slightly wider lumber, such as 1 by 6's. When a 2 by 4 cross-member is used near the bottom, it is not necessary to have a facing plank to make a ground contact, although it does save replacement cost where most of the deterioration caused by moisture occurs.

A variation of the scallop design is one in which only one valley is used, the low point being midway between posts set at



"For safety's sake, remember;
THERE IS NO SUCH THING AS A
BLOWOUT PROOF TIRE!"

"—AND I'M TO BLAME!"

THIS is not a pleasant picture. But tomorrow it may be you. You never know when a blowout may catapult your car and your loved ones into a ghastly smash-up. Tomorrow, it may become your lifelong regret that you did not have LifeGuard* Tubes—Goodyear's revolutionary new invention that makes the worst blowout as harmless as a slow leak.

Even when your tire blows wide open this miracle tube retains enough air in its patented "inner tire" to

keep your casing inflated—to keep your car running straight and true. It prevents that sickening lurch that tears the wheel from your helpless hands—it gives you ample time to slow down to a safe easy stop without swerving, *no matter how fast you have been driving!*

LifeGuard Tubes have saved thousands from serious accidents. Don't delay giving your family their sure safety another day—you can't buy better protection to save your life!

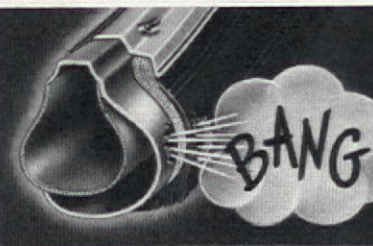


"My front tire blew out while I was driving to Santa Fe at high speed," writes Tom James, Ranch Manager, Carrizozo, New Mexico, "but my car did not swerve an inch. I slowed down...found tire ripped wide open but LifeGuard Tube still held enough air to hold my car. It might have been a fatal accident..."

"I WOULDN'T DRIVE ANOTHER MILE WITHOUT LIFE GUARDS"

*LIFEGUARD is a trade-mark of The Goodyear Tire & Rubber Company, Inc., and is protected by patents applied for

GOODYEAR
LifeGuard Tubes
TAKE THE TERROR OUT
OF BLOWOUTS



This remarkable safety tube consists of a reserve two-ply inner tire inside the regulation tube, both inflated by the same valve. When the casing blows out only the outer tube lets go. The inner tire holds enough air to support the car without lurching until you can come to a safe stop.

FOR PASSENGER CARS
TRUCKS · BUSES



The Beauty and Distinction of this fine Tropical Hardwood may be yours

BY THE use of beautiful wood, you can greatly enhance the character of the home you plan to build.

And this added quality will not be expensive if you use rich, beautiful Philippine Mahogany.

Use this choice tropical hardwood for all interior finish. Use it for all trim, and fixtures such as doors, fireplace mantels, staircases, china closets.

You will find Philippine Mahogany surprisingly economical to use. Its price is low because the huge, easily-accessible stands of timber are economically logged by modern methods and the saving is passed on to you.

No matter what the architectural style of your home, Philippine Mahogany will add character to it. This adaptable wood expresses modern style trends and period designs equally well. It has a dignity that insures lasting satisfaction through long years of service.



The Philippine Mahogany door bids a warm welcome. It has striking beauty of grain and figure—beauty that is permanent.



Philippine Mahogany, used here in a staircase, adds charm to the home interior. Use this wood in its natural color or stained.



An air of luxury is imparted in this home by Philippine Mahogany. Despite its richness, it costs little more than softwoods.

Philippine Mahogany

MOST ECONOMICAL OF THE LUXURIOUS TROPICAL HARDWOODS

PHILIPPINE MAHOGANY MANUFACTURERS' IMPORT ASSOCIATION, INC.
111 West Seventh Street, Los Angeles, California

Please send descriptive literature.



Name _____

Address _____

twenty-foot intervals. (See lower left picture on page 18 and sketch on page 54.) The height of the peaks may be about the same as given above, namely, five to five and one half feet, and the bottom of the valleys three to three and one half feet. The pickets may be set farther apart, with about a three-inch spacing. When this type is built, the 2 by 4 cross-members may be arranged to form an X, whose upper part follows the angle of the fence top. Facing planks should be used at the bottom, a 1 by 6 on the inside with the bottoms of the pickets, nailed to it and, under the pickets, a 1 by 4 as a finishing touch.

If economy is especially desired, a saving of labor can be effected by doing away with the scallops and making the fence straight across the top, using 1 by 4 pickets cut diagonally.

An attractive and economical low fence can be made of 1 by 12 shiplap, with pointed top, as seen at the top, right, of page 18. In this type the planks are placed three inches apart and the height is from three to three and one half feet. The same type of construction is used as in the scallop type fence.

A particularly dignified design is one with a straight line across the top (as shown just above the title on page 17). In this, both sides are identical, and the top and bottom horizontal planks support the pales so that middle cross bars are not necessary. This type should be about five feet high, with posts one half foot higher. The posts, made of 4 by 6 lumber, are set ten feet apart and should have a cap extending an inch or more, supported by quarter-turn moulding.

The pickets may be of 1 by 4, 1 by 6, or alternating 1 by 2 and 1 by 4 stock; the latter makes a very attractive design when the pales are placed one inch apart. The pickets at both top and bottom are nailed into 2 by 4 cross-members laid horizontally. The top board is faced with a 1 by 4, and quarter turn moulding is used immediately below the upper 2 by 4 and above the bottom cross-member.

Below the bottom 2 by 4, a vertical 1 by 6 or 1 by 8 should be placed in contact with the ground; this makes replacement at the rot point much more economical than if all pickets touched the earth. A long, diamond-shaped exterior design of 1 by 2 strips can be placed between the posts, but so as not quite to touch either edge.

Native rock can be used to definite advantage by building a combination rock and wood fence. The rock wall may be built to any height desired, but one twenty-four to thirty inches high, with a three- or four-foot picket

fence on top is satisfactory. In this type the posts should be embedded in rock, starting at ground level, and the pickets placed on top of the wall.

White or cream-colored paint is most satisfactory for the types of fences described, since the green of shrubs and the bright colors of flowers look well against a light background. A thin priming coat should be used first, followed by one or two coats of outside paint.

Childhood's worst hazard is fire

[Continued from page 6]

the injured part in water, preferably ice water. This checks the action of heat and stops the pain promptly. If boiling water or soup is spilled over leg or foot or arm, don't wait to remove the clothing, but thrust the entire burned part into a bucket or tub of cold water, or pour water over it freely. Keep it submerged in water or covered with a water-cooled cloth for perhaps half an hour or a little longer. Then apply a dressing.

Here you will need to be careful, lest you do harm. The dressing should be something greasy that will shut out air. In the Pennsylvania mines it has long been a practice to keep carron oil on hand in case of burns from explosions. This mixture is simply equal parts of linseed oil and limewater. Nothing is easier than to have a little bottle of it on the kitchen shelf. Vaseline or petrolatum is even better. Every household ought to have a big bottle of it handy. Lacking that, cold cream can be used—even butter.

But be careful how you use it. With a clean knife blade spread some of the greasy material on a clean piece of old muslin, or gauze, or similar material. This prepared cloth should then be cut into strips and laid on the burn "battered side down." It is better to use the several strips than to apply one large piece. The smaller strips come off more easily and the burn is more readily dressed. A thin layer of cotton may be applied over the muslin, to protect the part from injury and dirt. A bandage will hold it in place.

Never, under any circumstances, apply cotton directly to a burn. A great deal of fluid exudes from a burn. This will harden in the cotton and cement it fast to the surface of the wound, so that it cannot be removed without causing great pain and also interfering with the healing process.

In emergencies, automobile grease or cylinder oil can be used, but always put the medicine on the dressing and then lay the dressing on the wound. Do not use carbolized vaseline. It may

[Please turn to page 73]

**IT COSTS
LESS TO OWN
AN
AIR-SEEL**

**Close
the Door!**

**Select the Oil Burner that Obeys the
Same Rule You Apply to Your House**

**Enjoy "Closed Door" Heating With
a Silent Glow Air-Seel and Save
20% to 35% on Fuel Costs**

Open doors mean wasted heat. That is true of your house. It is even more true of your heating system. Yet until the development of the Silent Glow Air-Seel, this basic fact has been ignored in oil burner design.

Ordinary oil burners are so made that every time they shut off, there is an "Open Door" between the interior of your heating plant and your basement. Cold air rushes through this opening and robs your heating plant of its stored up heat. The next time your burner turns on, it must first re-build this lost heat. Your house fails to heat promptly. *Valuable fuel is wasted.*

**An Air-Seel Brings
Common Sense Economy**


The Silent Glow Air-Seel is the first oil burner that effectively stops "open-door" waste of heat. It employs a new-type fan called the "Progtor." Not only does the Progtor deliver air

more efficiently and quietly than old-fashioned fans, but—most important of all—it closes the door to your heating plant. The instant the burner shuts off, the blades of the Progtor automatically fold flat, and form a sealed door.

Cold air cannot rush in and chill your heating system. Extensive tests show that this revolutionary feature reduces fuel costs from 20% to 35%.

"Closing the door" is only one of many ways a Silent Glow Air-Seel saves money. Its rifled air tube makes possible 108% more flame travel, so that you extract more heat from every gallon of oil. Because of the patented flexile drive, the electric motor is almost half usual size, cutting electric bills proportionately.

Look up the Silent Glow dealer in your city today and see with your own eyes how the Air-Seel does everything described on this page. Note, too, that Silent Glow dealers are not just salesmen, but trained heating specialists. You can rely on them.



**MAKE THE
CANDLE TEST**

You don't have to be a heating expert to see the difference between "open door" oil burners and the modern Air-Seel. Hold a lighted candle at the fan opening of an ordinary burner when it shuts off and notice how the candle flame is sucked in. This proves that cold air is rushing in and chilling the heating system. Then make the same test with a Silent Glow Air-Seel. The candle flame is *not* drawn in—neither is cold air—because the Progtor has formed a heat-sealing door.

**COLD FIGURES
ON HEATING**

You know what an icy blast you feel if your front door is left open on a zero day. Yet the difference between outside and inside temperatures is only 70°. The difference in temperature between the inside of your heating plant (1700°) and the basement (say 60°) is 1640°. That is why "open door" oil burning is a drain on your heating plant and a drain on your pocketbook. That is why you can realize honest-to-goodness savings by installing a Silent Glow Air-Seel.

**SILENT GLOW
AIR-SEEL**

MAILING THIS COUPON MAY SAVE YOU \$50.00 A YEAR

Many heating experts have estimated that Air-Seel economies will total \$50.00 a year in the average home. Mail coupon now for free illustrated booklet and name of nearest Silent

Silent Glow Oil Burner Corp., Dept 11, Hartford, Conn. Please send free booklet on the Silent Glow Air-Seel Burner and name of nearest dealer.

Name.....
Street.....

AS HOMEY AS FRENCH PROVINCIAL . . . AS
UP-TO-THE-MINUTE IN CONSTRUCTION AS THE 1938 CARS



The concrete residence of Earl Katzenstein, Chappaqua, New York. Designed by Emil J. Szendy, New York. Built by O. Berg & Company, Howard Beach, L. I.

THE TRULY MODERN HOME IS
 ENDURING, FIRESAFE, ECONOMICAL

Concrete

How homes have changed in the past twenty years—in appearance, in interior finish and in mechanical equipment! But the *most important* advance is in the part that often escapes notice—the construction!

Will your new home have the security of firesafety? Will it sturdily resist decay, termites and storms? Will it be cool in summer and warm and dry in winter? Build with concrete and your home will have all these qualities—and remain joyously free from such troubles as squeaky, sagging floors, misfit doors and sticking windows.

And the best of it is, these advantages will usually cost you nothing. Concrete adds only a few dollars to your monthly purchase payments. And this small sum is repaid by savings in the

form of slower depreciation, much lower upkeep and higher resale value.

Get the greatest value for your money by building with concrete. Let us help you plan by sending a free booklet of design ideas showing concrete homes of many architectural styles.

How to get a concrete home

● *Get the right builder.* Ask a local concrete products manufacturer or a concrete contractor to name builders, realtors and architects experienced in concrete. Tell them that you want concrete floors (any floor covering you wish), concrete walls and a firesafe roof.

● *Buy your home as you would buy a new car—on a basis of advanced construction and sound value as well as appearance—and your home will be concrete, the fastest-growing accepted type of home construction.*

PORTLAND CEMENT ASSOCIATION

Dept. 8-5, 33 West Grand Avenue, Chicago, Ill.

A national organization to improve and extend the uses of concrete through scientific research and engineering field work.

I wanted thousands of primroses

[Continued from page 33]

display the neat brown seeds inside. Then, in late August and early September, the seed was planted, after having been allowed to finish ripening and drying in open glass jars.

Remembering my experiences with late-sown purchased seed, I had scarcely any hope of more than a sporadic blossom or two the following spring; but this was reckoning without the superior freshness of home-grown seed, which turned out to have quite different notions. In a scant fifteen days it had begun germinating; in another month I was pricking out such quantities of tiny plants that it seemed as if two seedlings must have sprouted for every seed sown; and by the next March and April the hustling youngsters were as big as ordinary year-old plants. Indeed, a large proportion of them were blooming exuberantly—and without any hothouse petting or forcing, or special feeding.

But this lustiness of growth and bloom was not the only delightful surprise in store for me from those first "home-grown" seedlings. I had marked, of course, only the very best plants, but many of their seedling children turned out to be even better than the parents, with a remarkably extended range of form and color. There were stems up to fourteen inches tall, individual blossoms as much as two inches across, clusters of bloom so lavish they literally hid the leaves—and the colors! Yellow, of course, in a golden crescendo beginning at palest cream and rising to deep orange; all the shades of rose and red, from soft rose-pink to rich, velvet maroon; white, usually set off with a gold star in the center; new shades of peach and coral

and apricot, and brilliant copper-bronzes, not to mention blossoms further adorned by being fluted, ruffled, lacinated, or picoteed with silver or gold, and . . . but why go on? You must grow them yourself to appreciate their infinite variety and charm.

To set out upon this pleasant adventure of raising primroses from your own seed you must start, obviously, with purchased seed or plants; and if you are to have a primrose carpet that will bring neighbors from far and near to stare enviously over your fence and ask how you ever grew so many and such fine ones, you *must* provide superior ancestors. (For the primroses, I mean, not the neighbors.) Hunt out the choicest possible strains—you can find them in English seed catalogues and some American ones—or buy plants from a nursery that specializes in fine primroses, even if you have to pay fifty cents a piece or more for your seed parents.

The raising of the seedlings is not at all difficult. The following method has proved uniformly successful in growing several thousands of plants over a period of several years: Approximately equal parts of sand, loam, and peat or leafmold are thoroughly mixed together, and enough of the mixture is sifted to fill the top two inches or so of the seed flat. The coarse part sifted out is used on the bottom for drainage, some of the unsifted mixture is used to cover that, and, finally, the sifted soil is put on the top and firmed down with a board. The box is watered thoroughly with a fine spray about half an hour *before* sowing the seed by scattering it, not too thickly, over the surface. Then barely cover it from sight with a light sifting of the seedbox mixture. The surface is firmed again with a board and covered with a sheet of newspaper and a pane of glass, and the flat is set in a shady place until germination is well started. It is



A glimpse of a planting of vigorous *Primula japonica* in a New Jersey home garden. A De La Mare photograph

THIS HOME SAYS, "Welcome to Comfort"



...It's Air Conditioned with GAS

Friends gladly accept invitations to the Andersons'. It seems, somehow, they have just a little better time there. Probably they don't know the reason, but there's an excellent one. The Anderson home is equipped with a Bryant Gas Winter Air Conditioner.

That means that comfort is always complete. The air is always uniformly heated, humidified, circulated, and filtered. It's invigorating air that keeps the spirit of good fun at its height throughout the evening. Guests seldom nod over the bridge table, or trump their partners' aces. More often than not, a swing band is tuned in and the rugs rolled back for dancing. Yes, good times are *better* times—at the Andersons'.

Bryant Gas Winter Air Conditioning didn't just happen. It is a product of long research by the company that built the first heating plant specifically for gas, over 30 years ago.

No matter what the size of your home, no matter what kind of heat you prefer — complete winter air conditioning, steam, vapor or hot water heat, automatic forced-circulation heat, or converting your present heating plant to gas — there's a better Bryant to give you complete, clean, carefree comfort at low cost.

Before you act, get the facts. Ask your gas company or heating contractor. Or, write direct to The Bryant Heater Company, 17855 St. Clair Avenue, Cleveland, Ohio.

Let the pup be your furnace




man, and weather man, too.

HERE IS YOUR Winter Comfort Maker



WINTER AIR CONDITIONERS
(1) Heat, (2) Filter, (3) Circulate, (4) Humidify the air automatically. Six sizes.



FORCED-AIR HEATERS
Automatic gas heat at low cost. For main-season or auxiliary, between-season use.



BRYANT GAS BOILERS
Better boilers for steam, vapor or hot water, by the builders of the original gas boiler. A size for every requirement.



CONVERSION BURNERS
Convert your present heating plant into a modern automatic gas furnace. Low cost, economical operation.

GAS HEATING

BRYANT

AIR CONDITIONING

SICK AND TIRED OF GREASY POTS AND PANS?



S.O.S. will hurry up that messy job and shine 'em like new

NO WONDER so many housewives swear by S.O.S. A dip, a rub, a rinse — S.O.S. removes all trace of scorched or dried-on food — shines stove-blackened utensils bright as new.

Give S.O.S. a trial. You'll find it's a real work-saver. Buy S.O.S. at your grocer's, your hardware, department or five and ten cent store. Or mail the coupon below.



Look for the YELLOW and red package

FREE Paste this coupon on a post card and mail to The S.O.S. Company, 6204 W. 65th Street, Chicago, Ill., for a generous free trial package. Or if you live in Canada, address The S.O.S. Manufacturing Co., 365 Sorauen Avenue, Toronto, Ontario.

Name _____
Address _____ 17

important not to let the box dry out at any time, though it does not need to be soaking wet. Polyanthus primroses can stand a good deal of moisture at all stages; damping off, which is such a bane with seedlings of many other plants, seems not to bother these self-sufficient plantlets.

When the little plants have made their true leaves, they should be pricked off into a flat of soil similar to the seed-box mixture, with perhaps a little old fertilizer added; set about an inch apart, they can be left there until large enough to go into their permanent places, which should be in a somewhat shaded and naturally moist, or easily watered, location, with a soil preferably stiffish and well enriched with fertilizer and humus. They will need abundant water during the growing season (the spring rains usually provide much of this), but will do best if watered occasionally during the summer, also.

Pests, I have found, are almost negligible so far as polyanthus primroses are concerned. Mealy bug is probably their worst enemy, but that is liable to attack only plants that have been allowed to dry out. Snails or cutworms may get away with a few, but when one has thousands of primroses a few more or a few less make little difference in the general garden effect.

In short, of all the hardy plants I have grown, I think polyanthus primroses have been the most faithful and sturdy in greeting me year after year with luxuriant and lovely bloom. And in the several generations of primroses that have been selected and reselected from seed grown in my own garden since that first sowing, there has come such an increase in size and variety and beauty of color that their neighborhood fame has spread to a degree totally unexpected but highly gratifying.

One word of caution, though, I should like to give to anyone starting to select his own primrose seed. Be sure to mark the plants from which you are going to save seed while they are in full bloom. Don't trust to your memory to tell you which were the best ones, for, once out of bloom, that muddy purple that you meant to weed out as unworthy of your standards, and that big ruffled salmon that everyone exclaimed over will look exactly the same. So mark them; a piece of string tied around the stem is as simple a way as any.

The seed will ripen usually a month or so after the flowering period—say in June and July. The time to gather it is as soon as the seed pods open at the top and display the brown seeds within; if left on the plants until fully dry they tend to lean over and broadcast their seeds around



HIS MORNING FURNACE JOB —AND HE'S Money Ahead!

He's one of many thousands of home dwellers who have discovered the comforts and economy of automatic heat with a *Whiting Stoker* (automatic coal burner).

No one in his family braves a cold house in the morning. He doesn't bank the fire at night; he doesn't stir it in the morning.

Every day his house keeps the same healthful, even temperature regardless of weather changes. It's cleaner, too.

Is This Luxury Costly?

And how much does he pay for all this convenience, including his extra sleep in the morning and other freedom from the drudgery of furnace tending?

Not a cent in extra heating cost over hand-firing, and much less than other forms of automatic heat. His *Whiting Stoker* burns coal, the cheapest and the safest fuel. It burns every ounce of coal so completely that there are no ashes or smoke.

Why Not Your Home?

This modern convenience can be installed in your home. The price is low, and you can arrange small monthly payments with your *Whiting* dealer if you like.

The *Whiting Stoker* is fully guaranteed. Its many advantages over all other forms of Automatic Heat are clearly explained in a booklet

which the coupon will bring to you. Send for it today.

WHITING STOKER

WHITING CORPORATION
15632 S. Halsted St., Harvey, Ill.
Please send me the folder describing *Whiting Automatic Heat* with low-priced coal.

Name _____
Address _____
City _____ State _____

them, without benefit of gardener. If the pods are put in open glass jars in a warm, dry place indoors they will soon complete their ripening and the seeds can easily be separated from the husks. The sooner the seeds can be planted after ripening the better, for it is the perfect freshness of the seeds that accounts for their superior sturdiness and speed in growing. And the sooner will your garden be graced by the springtime brilliance and fragrance and the breath-taking masses of color that can be provided year after year by thousands of primroses!

A summer program for stay-at-home children

[Continued from page 53]

Sweden, and Denmark. They attended Swedish folk festivals and visited a private family in Denmark. They delved into Scandinavian history, two of the children who had studied the countries in school being able to contribute much to the unique journey. At the end of the summer my friend said she actually felt as if she had taken the trip.

It is amazing what background and knowledge an imaginative journey can give one. I discovered this a year or so after my friend's experience, when I made a similar tour to California and Hollywood. Although I have never been there in person, I am acquainted with some of the shops and boulevards, not to mention the restaurants where film stars dine.

I am aware that New England seems to offer more attractions for summer entertainment than some other parts of the country, but don't let that discourage you from making use of what resources you may have at hand. You might not live in a historical center like Boston, but every part of the country has some kind of history, and there are interesting spots to enjoy everywhere—places you've probably been intending to visit for years. You can inaugurate bird and flower walks, or rambles through a distant wood to study ferns. We have done such things. The nearby milk farm is always willing to show people around, and if you live in the city or suburbs, the children will be captivated by watching the cows being milked, by seeing the familiar liquid whisked through pipes and almost simultaneously into bottles that are delivered to their very doors.

There is no more absorbing place than a newspaper plant, and editors and pressmen are surprisingly hospitable. There are factories in every vicinity. Each part of the country has its unique

DU PONT PAINTS
for
EVERY PURPOSE
in Home and Industry



Bright Beauty
for Venetian Blinds
with Gay
DU PONT
Finishes

SEE what gay new beauty Venetian blinds add . . . how they soften the glare and heat of the sun! No wonder their popularity is on the upswing.

Thousands of beautiful Venetian blinds are finished with rich duPont colors . . . bright beauty that lasts. For du Pont finishes keep their original freshness, in spite of sun, rain, dust, dirt, hard wear.

On Venetian blinds, or on any other surface around the house, du Pont finishes are famous for giving greater beauty . . . for a longer time . . . at less cost.



Paints..Varnishes
Enamels..Lacquers
DU CO-DULUX
REG. U. S. PAT. OFF. REG. U. S. PAT. OFF.

plants, like the pea-shelling shacks of the Middle West and the fish canneries of New England. Try taking one day a week during the summer, or one day every two weeks, and really do something with the children. The anticipation of that day will keep them on their good behavior for—well, if not *all* of the preceding days—at least for one or two of them!

August is the time

[Continued from page 14]

and owns an elusive quality which is part of its charm, for it fades soon after it reaches its purest beauty. We had been told that no color could compare with that of Los Angeles. Since, this second season, we felt we might gamble a bit, we ordered two plants, sight unseen. We find the color a luscious pink, but in our garden the scant foliage and scarce bloom of the variety make it objectionable according to our requirements. Gruss an Aachen, called a polyantha but showing blossoms comparable in size and quality with some of our Hybrid Teas, appealed to us in choosing the next pair. It is more than generous with summer blooms. Columbia, a dependable deep pink with blossoms almost too lasting, came next. It might take a lesson from the Duchess—but that shows a base quality of ingratitude in my own character, I'm afraid. Two plants of Herbert Hoover, a thoroughly satisfying and lovely garden rose which is fine as a cut flower, too, rounded out our second row of Hybrid Teas.

By the time these bushes had weathered two of our winters without a loss, we had found garden life so much richer with these twenty blooming almost six months of the year that we decided to have a real rose garden. This we have now accomplished in the simplest manner possible.

A brick path was laid with a small terrace as finial where we might have a bench as well as a bird bath. Two more rows of ten plants each were planted to balance the first two, leaving the path through the center. A low clipped hedge was planted to enclose the whole and, *voilà*—our rose garden! Each row starts with two Duchess of Wellington which help furnish unity for the remaining planting which is so varied. Next come two each of the near whites, Miss Wilmott and Madame Jules Bouche, then two Gruss an Coburg and two Mrs. E. P. Thom complete the third row. In the last row, besides the Duchess of Wellington, are the dependable yellows, Roslyn and Joanna Hill. These with Mrs. E. P. Thom, are fine bloomers in the yellow class



The telephone
puts two and two
together

THE telephone is the simplest and quickest way to unite scattered families. Nothing is more reassuring and heartening than the sound of familiar voices across the miles.

And now, after seven at night and *all day Sunday*, you can make station-to-station calls of about 90 miles for 35c—about 425 miles for \$1. *Long Distance costs less than ever—use it often!*

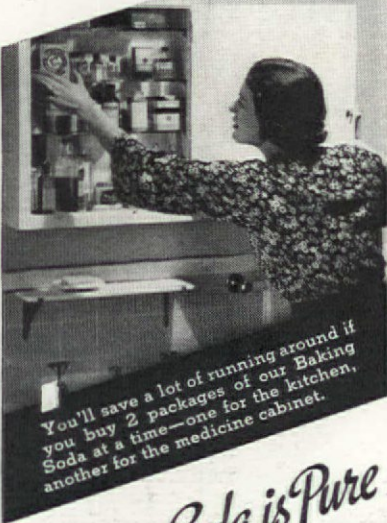
A handy up-stairs extension telephone saves steps and stair-climbing—costs but a few cents a week. Why not put one in?





A paste of our Baking Soda will soothe the distress of bee stings and insect bites—it tends to neutralize the acid injected by some insects.

Arm & Hammer



You'll save a lot of running around if you buy 2 packages of our Baking Soda at a time—one for the kitchen, another for the medicine cabinet.

Baking Soda is Pure



These old standbys with so many helpful uses in the home cost but a few cents a package—at your grocers.

*Bicarbonate of Soda**

Mail the Coupon

CHURCH & DWIGHT CO. INC., 10 CEDAR ST. NEW YORK

PLEASE SEND ME FREE BOOK DESCRIBING USES OF BAKING SODA ALSO A SET OF COLORED BIRD CARDS

NAME _____

STREET _____

CITY _____

STATE _____ W-8

PLEASE PRINT NAME & ADDRESS

(a favorite rose color with us, I guess). All carry fine foliage and the blossoms of all last well when cut. Mevrow van Rossem and Carolyn Testout, in pairs, finish the planting. The last named, while a generous bloomer, lacks appeal for me, though my garden partner enjoys it. I'm afraid I should remain dry-eyed if Testout and Los Angeles succumbed to the next severe winter, for I need room for new beauties and yet have resolved to keep the hedge boundary.

At the end of the fourth season our enthusiasm was higher than ever. We found every rose of the forty alive and ready in the spring of 1936 to be dug from its earth bank after the coldest weather in our garden's history. It had been 20 degrees below zero for days at a time.

Laying out the garden path, doing the digging for the initial planting, and keeping the hedge clipped comprises my masculine partner's share in the work entailed by our small rose garden. Mine is the weekly dusting (this may be done every ten days and after rains, but it is easier for me to remember if I designate a day of the week for that duty), the regular surface cultivation, and the cutting of the blossoms. I try to help with the winter covering and the uncovering of the bushes in the spring, so we count that as divided work.

If you have harbored a hankering for Hybrid Tea roses in your planting and have been discouraged by well-meant advice from friends, as we had been, our experience may suggest that you start with a few to learn whether you really have the interest required. It is far from wise to fit a few plants into a perennial border and then, because they seem only partially to thrive, decide they are not worth while. Roses, for their *best* performance, require a place by themselves just as glads and dahlias do. But they do *not* require fall digging, winter storing, and annual replanting as those two subjects do; they need only an appreciation of what they will give, so that you are willing to supply their legitimate needs. Their season of bloom surpasses that of any plant we grow here in the Midwest.

Just as you may decide to grow old and inexpensive corms and tubers in your plantings of glads and dahlias, or to step into the field of the connoisseur, here, too, you may choose cheap cast-off roses that have done good service in a commercial greenhouse, or healthy two-year-old field-grown plants of established hardiness; or you may wish to go further and experiment with the new varieties that are being introduced annually. You will doubt-

SUNKIST LEMONS

bring out the

FLAVOR

Enjoy *all* the fun of melon-time this year! Squeeze a few drops of fresh lemon juice on two or three experimental bites—and taste its flavor-making magic! Before you know it, you too, will be putting a quarter-piece of Sunkist Lemon on the plate with every serving of cantaloupe, casaba, honey-dew or muskmelon.

Lemon also improves digestion.

FREE BOOKLET OF 200 RECIPES

Dozens of flavor-bettering lemon uses are described in Sunkist's colorful recipe booklet. Send the coupon today for your free copy.

Copr., 1937, California Fruit Growers Exchange

One Taste...and you've a new melon-habit!



California Fruit Growers Exchange
Sec. 2108, Sunkist Building
Los Angeles, California

Send FREE, "Sunkist Recipes for Every Day."

Name _____

Street _____


City _____ State _____

less get your money's worth in each case, and probably more, to an extent that you can with no other plant that costs the same in investment and care.

Practically every visitor to our little rose garden has exclaimed over the lovely condition of the foliage in mid-summer as well as the number of blossoms. "What fertilizer do you use?" is the standard question asked by experienced gardeners who usually are impatient at the simplicity of the correct answer. As I said before, we used bonemeal when we planted the roses in a heavy garden loam. We scatter bonemeal about the roots (or stems, rather) every fall; and each spring we have given the soil a light scattering of wood ashes. We feel sure there are other methods of feeding that would prove as effective. In all of our gardening we lean toward under- rather than over-feeding. Possibly there are as many ideas about how to feed rose plants as there are about any other one garden subject we discuss. My advice is *work out your own method*.

We contend that the more intelligent as well as the more pertinent question to ask a successful rose grower is: "What spray or dust do you use, and how often?" I mentioned the dust that we use. (It is called Massey dust with nicotine sulphate dust added to discourage aphids.) We have had periods when it was necessary, in addition, to spray with a nicotine solution to obliterate those pests. We have not been bothered by rose bugs, yet. I find myself intrigued with the idea of hand picking which I read is the only remedy. I hope I will not soon have the opportunity to learn about it at first hand. We spend our winter gardening time reading about roses and believe that the most valuable and entertaining single volume a beginning rose enthusiast could own is "Roses in the Little Garden" by the late G. A. Stevens. The final chapter called Heresy in Rose Growing is a gem, one that a gardener will appreciate as the years go by and his rose experience broadens.

From my small but happy adventure with Hybrid Teas may I urge: 1. A choice of varieties suited to your locality and according to the purpose for which you wish to grow them—that is, for cutting, garden decoration, or both. 2. Planting according to directions obtained from a dependable nursery which grows them. 3. Cultivation during the growing season. 4. Periodic dusting or spraying to *prevent* trouble. (May we suggest, also, for every rose enthusiast, active membership in the American Rose Society and participation in its varied privileges?—HORTICULTURAL EDITOR.)



INFANT PRODIGY

TAKES COUNTRY BY STORM

Mr. and Mrs. America, listen!

In June, Curtis, America's best-known name in woodworking, announced a new baby in the window family—the Silentite Casement. And now, everyone who knows building is talking about this new wood Casement!

Here's ventilation without drafts—a casement window that allows *hardly* any heat loss! Here's a complete unit that can include screens and insulating glass—a casement that can't stick, rattle or swing in the wind, that is easy to clean from the inside—with no hardware to mar its beauty, just a simple sash adjuster that's easy to operate.

FUEL SAVING

In winter the new Silentite Casement can save as much as 17 out of every 100 of your fuel dollars, according to Pittsburgh Testing Laboratory. No other casement can match this test.

Silentite is the casement window you've been looking for. It's the younger brother of the Curtis Silentite Double-Hung Window, also insulated, that has so many outstanding features. And now, whether you're building or remodeling, you can have *Silentite Windows*, the kind that works year after year without any window "pains." Wherever you live, there's a Curtis dealer who can serve you.

Just return this coupon for complete details.



—just a simple sash adjuster that is easy to operate



AND OTHER CURTIS PRODUCTS—Exterior and Interior Doors • Frames • Trim • Entrances Molding • Panel Work • Kitchen Cabinets Cabinet Work • Mantels • Stairways • Shutters Screens • Storm Doors and Windows • Garage Doors • Mitertite Door and Window Trim.

Curtis Woodwork is sold by reliable dealers everywhere.

CURTIS COMPANIES SERVICE BUREAU
Department AH-BC, Clinton, Iowa

Please send your book "Curtis Insulated Windows" which contains full details on heat-saving and "painless" Silentite Casement Windows.

I am planning to Build Remodel

Name _____

Address _____

City _____ State _____

Indian "Sluitum"

Supper

FRANCES ROBINSON HILL

IF YOU would make the most of the food-adventure possibilities of your outdoor fireplace, your campfire, or even your indoor fireplace on a cool evening, take a tip from the Northwest Indians and cook your fish or meat in their barbecue style which they call "Sluitum."

Salmon Sluitum was our initiation into the Indian fashion of cooking fish, the secret of which was taught us by a friend from the Skokomish Indian reservation. "Slew-it-um," with the accent on the second syllable, "it," is the way he pronounces it and the spelling is our own attempt. A supper, featuring a Salmon Sluitum, became the big event of our vacations on Hood Canal in Washington. After discovering that this open-fire cooking of salmon gave it to us at its juiciest and best, we decided that it would give just as delicious results with any other kind of fish or meat.

When planning a Sluitum supper, you will find that your guests will enjoy helping in the preparations and watching the cooking as part of the entertainment. Even a ten- or twelve-pound fish takes but half an hour to cook, so let your friends come in time to watch you prepare your grill-frame. You will find it quite simple. Here is the way our Indian friend prepares a salmon, and the same procedure is followed with any other fish:

First, he removes the head and tail. Then—instead of the usual opening on the belly-side—he cuts down the back on each side of the backbone, which he removes. The fish then lies out flat in one piece. He wipes it off carefully and it is ready for the grill-frame. For this he splits a stick about four feet in length and an inch and a half thick (on the beach he uses a green willow stick) down its center to about a foot from the end. The end is sharpened if it is destined to be stuck into the ground. Into this split he inserts the spread-out fish, tail-end up. To hold it out flat, he has cut thin, short sticks, which he slips into the split, two or more inches apart, alternating on each side of the fish. Then he fastens the split end of the main stick tight by wrapping a piece of wire around it.

When the meat is well-seasoned with salt and pepper, it is all ready for the hot fire blazing on the beach or in your backyard fireplace. Stick your grill-frame into the ground or rest it on the hearth with the top against the

REACH FOR A SCOTTOWEL


softer... more absorbent



CLEANING SERVING DISHES



DRAINING BACON



WIPING PANS

Save Kitchen Work— Cut Down Laundry Bills



**6 BIG ROLLS AND
METAL HOLDER \$1**
Send for
3 months' supply

THREE DOZEN ScotTowels actually cost you less than to have just one of your good towels laundered. And how much more sanitary and convenient these soft, white ScotTowels are. You'll find they save you steps, time, drudgery.

Use them to drain vegetables, mop up spilled liquids, clean smelly ash trays, clean out greasy sinks, polish glassware, dry and flour chicken and fish before frying, wipe off the stove. No more searching for the right cloth, no more sightly soiled cloths hanging about, no more grimy rags to wash out.

ScotTowels work and feel like cloth. And they do the work of two ordinary paper towels because they're more absorbent, stronger. Be sure you get *genuine* ScotTowels. They cost less than a penny a dozen. At grocery, drug, hardware, department stores. Or mail coupon.

MAIL THIS COUPON

Scott Paper Company, Chester, Pa.

If your dealer does not sell ScotTowels, send us 50¢ (money or stamps) and you will receive postage paid: 2 ROLLS OF SCOTTOWELS AND 1 ENAMELED FIXTURE or SEND \$1 FOR 6 ROLLS AND 1 FIXTURE

Check color of fixture desired: Ivory
 pale green

Name _____

Address _____

Dealer's Name _____

Address _____ A-8-37

(This offer applies only to U.S. and its insular possessions)




It's the main show on millions of breakfast tables—crisp, delicious Shredded Wheat—swimming in wholesome milk—sprinkled with sugar. Try it!



The season's perfect match—Shredded Wheat and peaches—order this grand flavor combination from your grocer today!



Shredded Wheat is 100% whole wheat. You get all the vital food-essentials that nature put into wheat—the essentials that help build energy and keep you active and alert.



A Product of NATIONAL BISCUIT COMPANY, The Seal of Perfect Baking Bakers of Ritz, Uneeda Biscuit and other famous varieties More Than a Billion Shredded Wheat Biscuits Sold Every Year

stone or brick above the fireplace opening. It is a good idea to lay something on the hearth to protect it from chance drippings.

Watch your Sluitum carefully, turning it or tilting it for heat-adjustment, and listen to your guests exclaim as the first delicate brown tinge begins to appear and the broiling starts.

We usually serve buffet style, reserving an end of the table for our Sluitum platter. If you want to be truly Northwest Indian, you will use ferns on which to place the fish when it is done. Remove the cooked fish or meat from the frame and when the cross-sticks are out you will find it scored in oblong sections, very convenient for serving. We pour melted butter over it and all is ready for the guests to help themselves.

With this supper, you will have given your friends a memorable food-adventure which recalls the days when the Indians cooked by fires on the beaches of the great Northwest a century or so ago.

Dignity—a rare quality in small houses

[Continued from page 15]

but finished in V-boards in white with black semi-finished hardware. From this front hall, a Colonial stairway winds up to the second floor. Upstairs are three bedrooms and bath; the master bedroom in front is quite large for a small house; the bathroom is tiled in white with one of the new square-shaped tubs.

"The basement is all finished throughout and contains an extra large recreation room with brick fireplace. The heating plant is warm air, with air conditioning in the winter.

"Another thing I like," concluded Mr. Bayless, "is the way this house hugs the ground—it sits right down on the ground, not raised up. Also I like the effect of spaciousness on the first floor—unusual for a small house that also makes for dignity.

"The lighting fixtures and interior decoration are predominantly Colonial. The color scheme of the kitchen is unusually attractive in orange, gray, and white."



Heinz new Strained Beef and Liver Soup provides a delicious combination of carefully-selected lean beef, chicken livers and young beef livers plus the choicest vegetables Heinz can buy! Heinz Strained Beef and Liver Soup is especially rich in vitamins A, B₁, and G. Like the other 11 tasty Heinz Strained Foods, it is packaged under a vacuum. The fresh flavor, the appetizing color, the valuable proteins are all *cooked in!* Yet Heinz Strained Foods cost no more than ordinary brands.

- 12 KINDS — 1. Strained Vegetable Soup. 2. Mixed Greens. 3. Spinach. 4. Carrots. 5. Beets. 6. Peas. 7. Prunes. 8. Cereals. 9. Apricots and Apple Sauce. 10. Tomatoes. 11. Green Beans. 12. Beef and Liver Soup.



This new way to hot starch does away with boiling, mixing, straining and bother. It's a powdered starch... practically self-cooking. It contains gliding ingredients. Makes hot starching easy. Makes ironing easy. Write us, The Hubinger Company, number 406, Keokuk, Iowa, for small proof packet... ask for "That Wonderful Way to Hot Starch". See how easy it becomes to press things to gleaming perfection.

Right from our own kitchen

"WILL you be kind enough to give me a suggestion for luncheon for two tables of bridge? To be served without the aid of a maid," writes a Colorado reader.

An easy first course for this luncheon would be cold jellied consomme with finely chopped parsley sprinkled on top as a garnish. Prepare this the morning of the luncheon; it will be no trouble at all to serve. For the next course, may we suggest individual pastry shells (made in muffin tins), filled with creamed peas. Below is a recipe for creamed peas that we found delicious. Prepare this also beforehand, and re-heat the last minute along with the pastry shells.

Green peas with butter sauce (by Marion Flexner)

- 4 pounds peas
- 4 tablespoons butter
- 5 or 6 large lettuce leaves
- 1 cup water
- 1 tablespoon sugar
- 1½ teaspoons salt
- ¼ teaspoon black pepper
- 1 small onion
- ¼ cup sweet cream

Shell peas, wash well. Drain. Put in a saucepan. Sprinkle with salt, pepper, and sugar. Add butter, onion, and water. Cover with lettuce leaves and place lid on pan. Boil gently until peas are tender. Remove lettuce leaves and onion. Add cream. If sauce is too thin, thicken with a paste made of 1 or 2 teaspoons of flour mixed with 2 or 3 tablespoons of water.

With this, and on the same plate, serve your favorite crab meat salad in a crisp lettuce cup. Rolls and currant jelly will complete this course.

For dessert serve pistachio ice cream in melon or cantaloupe slices. Iced coffee, with a dab of whipped cream, may be served throughout the meal.

—JULIA BOURNE

Picnic at home

[Continued from page 32]

rugged effect to the fireplace. The top of the firebox is, of course, left open to provide the cooking surface, and one half of this area is covered with a sheet-iron top on which to place pots and pans. The other half is the grill, inexpensively provided by an ordinary metal doormat supported by iron rods anchored in each side of the firebox walls when they are built.

This is the simplest and easiest outdoor fireplace to construct. It will require exactly 100 firebricks (including the chimney) if built to the above specifications. You may make a smaller one with en-

GET RID OF DOOR BELL PEDDLERS!

Only Your Friends Can Ring New Door Bell—It Won't Ring For Salesmen!



PROTECT YOUR PRIVACY! BEGGARS CAN'T RING YOUR DOOR BELL NOW

How many times each day do you rush to answer the door bell—only to face a dangerous-looking beggar—an annoying canvasser or peddler?

Stop these irritating interruptions with a Bell Guard—which refuses to ring for strangers. Only your friends—who know your name—can make a Bell Guard ring. Save your time and temper—you are at home only to those you want to see. Hundreds of movie stars in exclusive Beverly Hills and Hollywood protect their privacy with a Bell Guard.

Your friends can't miss. Simple instructions on a Bell Guard tell them to turn the bell button to your initial—then press—and your bell rings. But this baffles strangers. They press in vain—then give it up. You aren't disturbed in your bath—called from your kitchen—in-



terrupted in your work—unless it's someone you really want to see. Let us send you a Bell Guard with the distinct understanding that you must be delighted or your money will be returned. It takes only a moment or two to replace your door bell with a Bell Guard—and you'll save enough on money you would have donated to beggars, or to canvassers for worthless goods, to pay the \$2.50 price in a few days. Money back guarantee protects you—so sign and mail coupon now.

This Coupon Brings You a Guaranteed

BELL GUARD

Satisfaction or Money Back!

Bell Guard Co., 6483 Stanford Ave., Los Angeles, California.

Send me _____ Bell Guards at \$2.50 each, as per check or money order enclosed. (If no payment enclosed, we will mail C. O. D., no extra charge.)

Name _____
Address _____
City _____
State _____

DEALER TERRITORIES OPEN

tire satisfaction, or you may eliminate the chimney. At a later date, I made a low stone wall at the side of the fireplace where wood could be kept in an orderly manner. Still later, low, curving stone walls were added to provide greater seating room for guests and to "wall off" the picnic area from the rest of the garden. Tall-growing shrubs effectively screened the spot from neighbors.

This outdoor fireplace will cook everything that can be cooked on a stove, but it will not barbecue meats. If you wish barbecued meats you have to construct an open firebox of the type at the right on page 32. This also is faced with native stone and the iron supports can be made by your local blacksmith. The meat to be barbecued is suspended over the fire and may be raised and lowered or turned as necessary. This sort of barbecue fireplace is much simpler than the types that demand charcoal fires behind the meat, drip pans, and special turning apparatus.

Rustic picnic tables, benches and work tables may be bought and added to the home picnic grounds from time to time—or the handy man might make them at a slight cash outlay. The main consideration is to have things comfortable and as permanent as you possibly can.

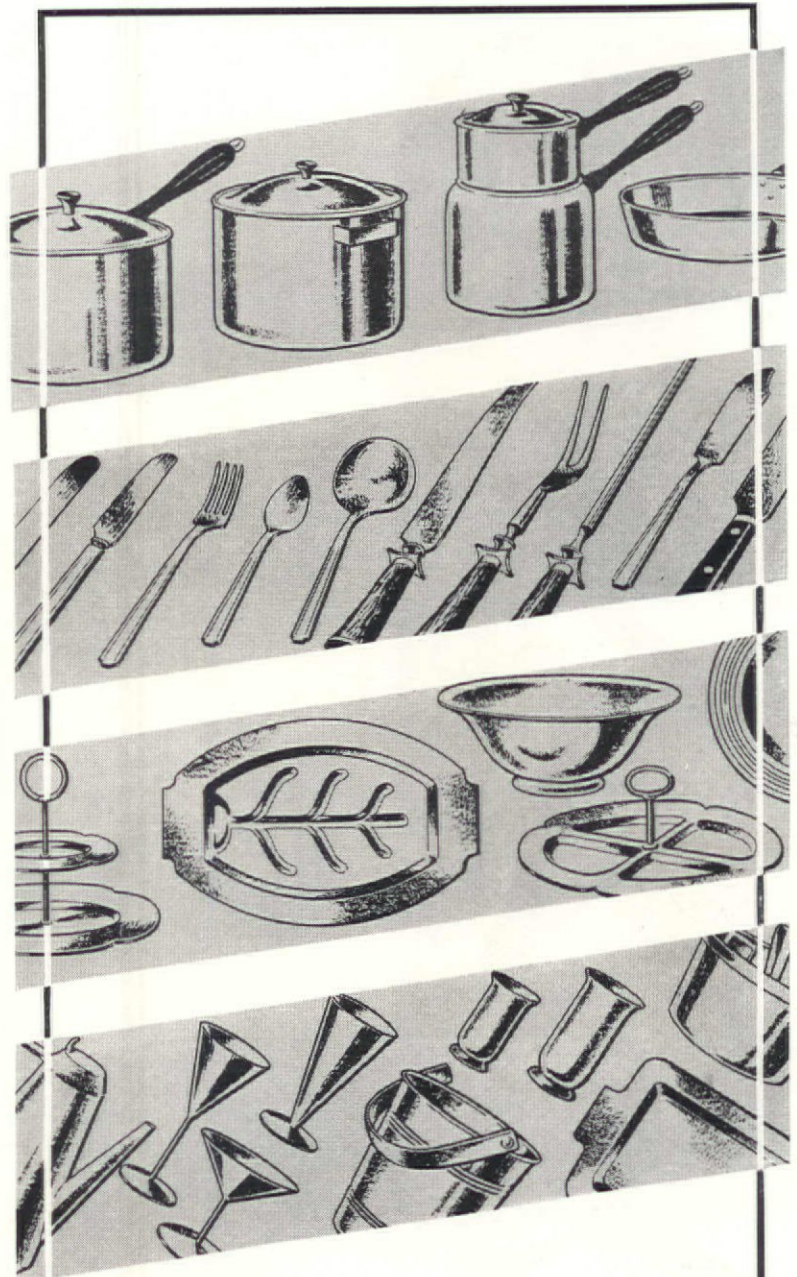
The commonest expression one hears on the home picnic grounds is: "My, isn't food simply marvelous when cooked out-of-doors!" This is due partly to the sharpened appetite caused by the combination of wood smoke and the odor of cooking meat—and it is partly to knowing *what* to cook and *how* to do it.

Quick and easy

Hamburger patties, either grilled or fried in the pan, are quick and easy to cook. With buns and cole slaw they make a satisfying outdoor snack. Here is the recipe I like best: 1 lb. ground round steak; 1 small white onion chopped fine; 1 egg, beaten; 1½ teaspoons salt; ½ teaspoon black pepper; 1 teaspoon prepared mustard. Mix thoroughly and make into patties which can be placed directly upon the open grill.

Grilled steak

Have steak cut at least two inches thick; it can be thicker. Rub both sides with fat, salt, and pepper; also, if you like it, with garlic. Sear quickly to a light brown on both sides; this prevents the loss of natural juices. Watch carefully and turn frequently until cooked to your satisfaction. The time will depend upon size of steak, condition of fire, and how well done you like it. A well-done steak two inches thick, over a proper fire, will require about thirty minutes.



LASTING BEAUTY WITH Armco STAINLESS STEEL

Stainless steel is a joy to the housewife. It does not rust, tarnish or grow dull. It is unaffected by food or fruit juices. It will not absorb odors. It requires no special polish. Its gleaming beauty is restored after use merely by wiping with a damp cloth.

Manufacturers of cooking ware and flatware present for your choice an appealing variety of modern designs. Ask to see them. But remember, you want the finest when you buy stainless ware. Look for the ARMCO triangle—stamped on every piece—and be sure you are getting the best possible quality. Nearly every one is served every day by some product made of ARMCO metals.

THE AMERICAN ROLLING MILL COMPANY
MIDDLETOWN . OHIO



Keep Baby COOLER This Summer



... WITH
RED TOP
INSULATING WOOL

US Room temperatures up to 20% cooler than outside can be yours with Red Top Insulating Wool* and the observance of a few simple well-known principles of ventilation. . . . Red Top's outstanding efficiency results from its unique nature. It is permanent; fireproof; chemically stable; moisture resistant; does not harbor vermin; will not decay. It is the same type of material used to insulate ranges, refrigerators, air conditioned trains, etc. against the transmission of heat and cold—the same used to which it is put in thousands of homes, north and south. Red Top is most economical to install and literally pays for itself within a few years in fuel savings. Send for full information.



Red Top comes in four forms for use in both old and new homes

UNITED STATES GYPSUM COMPANY

UNITED STATES GYPSUM COMPANY
300 West Adams Street, Chicago, Illinois

Please send free "Descriptive and Specification Data" book on Red Top Insulating Wool.

Name _____

Address _____

City _____ State _____

* Reg. Trade Mark

AH-8

Baked beans with variations

People who can't stand the thought of baked beans indoors go into raptures over them outdoors, especially the variation recommended by a camper friend several years ago. The ingredients are: 1 pint pea beans; ¼ teaspoon baking soda; ¼ lb. bacon; 2 tablespoons molasses; 2 teaspoons salt; ¼ teaspoon pepper; 2 cupfuls canned corn; 1 large onion.

Soak the beans overnight, then drain, add baking soda, cover with cold water and simmer until skins loosen. Drain and blanch in cold water. Cut bacon in cubes and add to the beans; also the molasses, salt, pepper, and 1 cupful boiling water. Dice and add the onion. Place all in a bean pot, cover it tightly, and put it directly in the coals. Thirty minutes before the beans are done (it is almost impossible to over-cook them) add the corn, cover again, and continue cooking.

Fried apples and onions

Here is an old-time dish many people have forgotten. They always turn toward the fireplace with quivering nostrils when it is presented to them unannounced! Use 4 onions, 3 large, tart apples, 2 tablespoons bacon drippings, ½ teaspoon salt, and ½ cupful of water. Cook onions slowly in the hot fat, then add the apples, water, and salt. Cover until apples are cooked, then remove cover and fry until they are crisp brown. This is a dish that always makes a hit with everybody.

Baked potatoes

These can be prepared by placing them directly in the hot ashes (not coals) as you start the preparation of your meal. Select large, fat potatoes for baking.

Fried raw potatoes

Every man likes them. Peel the number of potatoes needed and slice thin directly into a pan of hot fat or cooking oil. Keep turning as they brown. If covered, they will cook faster and may be browned later. Watch out to avoid burning as outdoor fires are usually much hotter than those in our indoor stoves.

An important P. S.

P. S.—Don't forget the marshmallows for the youngsters to toast after the meal has been enjoyed. Especially is this in order on a snappy autumn evening.

You can have all kinds of fun around the outdoor fireplace! Wiener roasts, if you like them, (where everyone prepares his own *pièce de résistance* or goes hungry) are lots of fun. And a nippy evening, or a Sunday, for that matter, is the ideal time to cook and eat a New England boiled dinner out in the open air.

Open House Week for burglars



When you go away on vacation do you leave a helpless home—an open house for burglars?

Or, do you take such important precautions as— notifying the police of your absence—stopping deliveries of papers and milk—having your lawn and hedges cut regularly?

For the sake of your personal property—those things you never want to lose—do everything you can to make your house look occupied while you are away. Avoid the "coast-is-clear" atmosphere that actually invites the burglar to your home. And above all, make sure you have adequate Residence Burglary, Robbery and Theft Insurance.

How to Outwit Burglars

Read our interesting booklet "Outwitting the Burglar." It shows you many ways to keep burglars out of your house. Shows how to protect your silverware, jewelry, money, clothing, and furniture. Send coupon or ask any Employers' Agent for your free copy.



The Employers' Liability Assurance Corp., Ltd.
The Employers' Fire Insurance Company
American Employers' Insurance Company

The Employers' Group

110 Milk Street, Boston, Mass.

Send without obligation your booklet "Outwitting the Burglar."

Name _____

Address _____



Practically every kind of insurance except life.

4 gardens

[Continued from page 39]

of a live hedge, either clipped or unclipped, by all means, have it. But do enclose your garden in some attractive manner that appeals to you.

Terraces, garden houses, and arbors can also be quite appealing. Although grass will do for the floor covering, paving of some kind is much better. If your walks are paved in brick, tile, or stone, your seating area is best paved in the same manner. Crushed gravel, crushed brick, and stepping stones (unless placed at random, in which case an expert is required to do it well) are less expensive and quite attractive. Seating areas should always have plenty of comfortable garden furniture. Your own tastes must choose the kind and the color scheme, just as they would in your house. If made comfortable with good furniture of the type that is made for gardens, your terrace, garden house, or arbor can be a delightful place in which to serve meals, to entertain, and generally to "live."

Fireplaces are fun to have outdoors and, if attractively built and placed, are a friendly gesture. It is always best to place them so that they cannot be seen from the house, as yawning black holes of empty fireplaces can be very desolate and dreary looking. Locate them in special little nooks, away from the house and treat them architecturally to conform with the garden house or terrace. Nothing can equal a roaring fire in an open fireplace on a clear autumn evening—or any other time, for that matter!

Once you have provided in a pleasant, personal way for the actual use of your garden, you may think of the beautification or "embellishment" of it. In this you have a world of choice. Unless you are careful your fancy will run away with you! Pools, fountains, statues, sundials, urns, decorative seats, arches, acroliths—there are hundreds of interesting things to choose from. You must select such details with great care, for nothing can make or break the personality and charming atmosphere of a garden quite so easily as the choice and use of these garden ornaments.

All such garden ornaments as statues, fountains, and sundials are works of art (although we may hate to admit it, sometimes, when we see a monstrosity). As such, they should be treated in an architectural manner. Give your statues and pools, an adequate background and base. Please, please, don't drop them onto the middle of a lawn and

[Please turn to page 76]

**HEAT IS NO
HEALTH HAZARD
WHEN TOILETS
ARE CLEANED
WITH
Sani-Flush**



Beware of a soiled toilet. Hot weather increases the danger. Germs breed faster. Odors become more noticeable.

The scientific formula for Sani-Flush was developed especially to clean toilets without unpleasant scouring. Just sprinkle a little in the bowl. (Follow directions on the can.) Flush. Stains vanish. Odors are banished. Germs are killed. The porcelain becomes white as snow. Sani-Flush cannot injure plumbing.

It is also effective for cleaning automobile radiators (directions on can). Sold by grocery, drug, hardware, and five-and-ten cent stores—25 and 10 cent sizes. The Hygienic Products Co., Canton, Ohio.



Sani-Flush

CLEANS TOILET BOWLS WITHOUT SCOURING

**ROACHES
LURED TO DEATH**

Made expressly to kill roaches, Peterman's Roach Food gets them all—young and eggs too. Just scatter the powder along baseboards, in floor cracks, under sink, etc. Roaches eat, return to nest and die, leaving NO ODOR. A 24-hour-a-day killer. Safe to use. 25c, 35c and 60c a can at any nearby drug store.

**PETERMAN'S
ROACH FOOD**

**KEEP COOLER IN SUMMER
... WARMER IN WINTER**

Install Chamberlin Weather Strips and have a more comfortable home. Save 20% of your fuel cost. Installed by Chamberlin-trained mechanics. Free estimates.

**CHAMBERLIN
WEATHER STRIPS**

"SINCE 1893—THE STANDARD"

SEND FOR FREE BOOKLET

FREE The Chamberlin Metal Weather Strip Co.
1249 Labrosse St., Detroit, Mich.
Please send me your descriptive booklet.

Name _____
Address _____

A bathroom reduces!


[Continued from page 37]

economize and do it ourselves? My husband said he was sure he could take Dr. Carpenter's place and he thought he could make a first-rate assistant out of me, once I had learned to keep my thumb out of the path of my untractable hammer.

Next we called in Dr. Plumber to examine our bathroom and give us his estimate. He agreed to take out the old tub, put in a new one, change her internal organs around a bit, and hide her old pipes for \$105. That sounded reasonable and we decided to employ him. What fun it would be to tell our friends about the operations after they were all over and our bathroom was able to see people.

My husband commenced the task of making her over in June by tearing down the north wall in order to reduce her length from 10' 3" to 7' 9". We gave this extra length, removed from our bathroom's north extremity, to our studio-bedroom that was being built. After this first operation was successfully completed, we went on a camping trip to give our bathroom a chance to regain her strength before submitting to a second which was designed to reduce her height from 8' 8" to 7' 2". This reduction in height concealed some of the curvature in her eaves; and I planned to camouflage it still more, when I was working on the costume, by making the upper part of the wall and ceiling the same color. While lowering her ceiling my husband fastened an ornament there securely. It was a hot air register attached to a vent pipe in the roof. This ornament can be opened or closed easily. Our bathroom is particularly proud of it because, so far as she knows, she is the only bathroom that has one like it. Her window had to be on another wall space, since there was now a room on the north where the window had formerly been located. The door had to be moved along several feet to make room for the new tub on this north wall opposite its former location. This was necessary because the hot air register was behind the old tub. In order to utilize the space on the north wall that would not be taken up by the five-foot tub, we decided to make built-ins at one end. These consisted of a cupboard and drawers. This space, thirteen inches wide, was ample for drawers to pull out, but not wide enough for a door above. Therefore, the door was placed so as to open out over the tub, but easily reached when standing in front of the drawers. All these operations

*Only Janitrol
brings you the*
"WEATHER WATCHMAN"



**TO GUARD YOUR
FAMILY'S HEALTH**

● Of course you want air conditioning in your home next winter . . . and only the Janitrol (CF) Winter Air Conditioner can give you the "Weather Watchman"—the exclusive Compensating Control system that anticipates outside weather conditions, the greatest modern advance in maintenance of even temperatures since the early days of air conditioning. In gas-fired Janitrol alone will you get all that your money can buy in winter air-conditioning equipment. Constant circulation of clean, warm, filtered, humidified air at even temperatures all winter long throughout every room, under complete automatic control. Before you buy any heating installation, see Janitrol Conditioners at your local gas company. Write for interesting folder, "New Life Is In The Air." Surface Combustion Corporation . . . Toledo, Ohio.

Janitrol  **MADE BY**
SURFACE COMBUSTION CORPORATION
WITH 30 YEARS' EXPERIENCE IN EXCLUSIVE DEVELOPMENT
AND MANUFACTURE OF GAS HEATING EQUIPMENT.



**MODERN
BUT NOT ARTY
in Walnut
OF COURSE**

Even though you're an ardent lover of the traditional, you'll find some of the Modern furniture that's just too good to be ignored. And in nearly every case the best of the Modern will be executed in walnut—an old friend in any home.

The bedroom of which we show a glimpse above is typical of the success of present-day designers in the use of walnut in Modern. Here is furniture that brings new life and charm to old rooms, but that harmonizes admirably with your present furniture.

More and more, the best of the manufacturers and decorators insist upon walnut for modern designs. Its lovely color—and you can get it in a whole gamut of mellow browns—provides a perfect foil for the bolder color notes of pictures and drapes. Its unrivaled variety of figure gives interest and distinction to the simple lines and flat planes of this style. And its strength and texture make it easy to keep looking its best for long years to come.

**SEND FOR THIS
DECORATING GUIDE**

Free

Here's a "decorator's manual" written especially for the homemaker. The coupon below will bring you a copy.



American Walnut Manufacturers Assn.
616 S. Michigan Ave., Chicago, Ill. AN-8
Gentlemen: Please send me your booklet
"Walnut in the Art of Gracious Living."

Name

Address

City State

AMERICAN WALNUT


took their toll in time and patience from the whole family, but what won't people suffer for the sake of beauty!

I used to hear this call continually from the children upstairs, "Where is that electric heater? The bathroom is having another chill." We feel that all this reducing, especially that of the outside wall area and the addition of the cupboard and drawers as padding on part of that one outside wall, will help to keep her from having chills in the future.

These operations had begun in the spring and by fall our bathroom was ready for Dr. Plumber. He came and did his work well. The patient recovered quickly, no doubt due to consciousness of the strange new beauty which she had developed. My husband took charge of the foundation garment for the new costume. Before deciding upon the material, he visited many tile and lumber companies and finally decided upon an asbestos wallboard finished in white enamel squares with the groove between a light gray. We used this around the tub and lavatory. He chose press wood, a very smooth, hard wallboard, to cover the remainder of the walls and ceiling. We planned to use a chromium-plated metal strip in order to join the asbestos wallboard and press wood, making a water-tight joint as well as a beautiful belt for our bathroom's skirt fifty inches from the floor. When the foundation garment was perfectly fitted with the corner seams covered with a small quarter round, I was ready to work over it to make the costume.


Our bathroom was now as small as any bathroom could wish to be. "How do you think our bathroom will look in an all-white costume that has a six-inch-wide band of dark blue around the bottom of her skirt?" I asked the family. "Swell," answered my twelve-year-old daughter, "but I think she ought to have some more blue next the chromium belt and maybe around the door and window." My husband suggested that I use a little of my light cerulean blue next the dark blue. I did so and it was much prettier than so much dark blue next the white. To continue the spirit of gaiety and add vigor to her personality, we selected a linoleum with strong contrasts of light and dark in it. The colors were dark blue, light blue, gray, white, and a little gold. The dark blue stool tops looked nice against these floor colors. I painted the same design of swans and ducks on the built-ins that was on the shower curtain, which is like a beautiful scarf of dark and light blue. The chromium accessories give the costume style; and the touches of color in the towels are just the right amount of "rouge" for one

• Lithograph by ROBERT RIGGS



FROM Hawaii comes Dole Pineapple Juice—its flavor ideally protected by the exclusive Dole Fast-Seal Vacuum-Packing Process.

Hawaiian Pineapple Co., Ltd., also packers of "Dole Pineapple Gems," Sliced, Crushed, Tidbits, and the new "Royal Spears." Honolulu, Hawaii, U. S. A. Sales Offices: San Francisco, Calif.



ADD a sprightly touch to formal dinners—put a lift in luncheon menus—with Sakura Musume Fancy Japanese Crabmeat! Everybody likes Sakura Musume Crabmeat and it takes but a few minutes to prepare the most tempting dishes with this deep-sea delicacy.

FREE—Recipe Book of Deep-Sea Delights. Write: Mitsui & Co., Empire State Bldg., New York, N. Y.

Sakura Musume
**FANCY JAPANESE
CRABMEAT**

her size. Her youthful aspect and new personality are a joy to behold. We are delighted with her.

The first time my husband saw her after the costume was entirely completed he pulled down the light blue oilcloth shade with the white moons on it and said, "Um-hum! I'll say that a woman who can lower an eyelash like that certainly cannot be called plain."

**Furnished complete
for \$1,200**


[Continued from page 24]

Someone has said that bedrooms should present a quiet background to which, at the end of a day of necessary struggle with the unruly forces of our existence, we may turn for peace and re-alignment of affairs in their proper proportions. Just as important, they should be rooms flooded with morning sunshine to give us an encouraging send-off. Perhaps Miss Mullen was thinking of this very thing when she enlisted sunlight as complementary decoration to quiet simplicity in the bedrooms of this charming little house.

The master bedroom has a color scheme of blue and white with an accent note of red. The plain rug is blue, the white background of the wallpaper is decorated with a blue design and the white criss-cross ruffled organdy curtains have perky blue chintz bows as tie-backs. The lounge chair is covered inside with blue and white glazed chintz, while the outside is upholstered in white glazed chintz. The red flower prints have white piqué mats and are framed with organdy ruffles hemstitched in red. The lamp on the nightstand is an old red and white glass lamp with white chintz shade, while the lamps on the chest of drawers are old, clear glass lamps with white shades, finished with red and white yarn, and decorated with clusters of sewing emeries in the shape of luscious, red strawberries.

The bedroom set is mahogany inlaid with satinwood, a bit pretentious, it would seem, on a limited budget, and yet entirely possible, considering the fact that it was bought as a close-out. The dressing-table stool is covered in blue damask.

In the other bedroom the rug is a light plum, the wallpaper pale yellow, and the quilted white chintz bedspreads in yellow and aquamarine design are finished with welts of aquamarine. The lounge chair is covered with aquamarine with the same accent note appearing in cactus prints in fruitwood frames. The heads of the fruitwood beds are upholstered in the quilted chintz which



RACQUET WIELDER covers tender hand with New-Skin and forgets it

Tender palms take quite a beating from the first tennis session of the season. This court artist dodges blister pain with a liberal use of New-Skin. It forms a tough, flexible covering on the hand that protects it from blisters and callouses. Easily applied—just paint it on. Dries quickly and lasts through the game.

New-Skin has been a medicine chest necessity for thirty-six years as sure protection from infections. Used for cuts, scrapes, minor skin injuries.

NEW-SKIN

at all druggists. 15, 30 and 50 cents

EXTRA MONEY EASILY EARNED
Selling CHRISTMAS CARDS
 Increase your income. Miss Wyeck made \$610. Mr. Peterson made \$433. Deal with Leader in box assortments. Show Nation's fastest selling 21-folder \$1 Christmas assortment. Latest mother pearl, double foil, etching, embossing effects. Personal Cards—3 Way Plan. No experience needed. Extra Bonus. Special Sample Combination Offer. Write for 21 box on approval and full details.
HARRY DOEHLA CO., Dept. H-1, Fitchburg, Mass.

HAND KNITTING YARNS
 LOWEST PRICES
 FOR SPORT SUITS COATS - DRESSES SWEATERS - ETC.
 SPECIAL WHITE ANGORA \$1 2 BALLS
 WRITE 400 SAMPLES FREE
 Satisfaction or Money Refunded
 A trial order will convince you. Specialists for over 25 Yrs.
J. C. YARN CO., (Dept. B-8), 111 Spring St., New York



"Kool-Grip" Gloves

PREVENT BURNS

A bad burn can spoil your picnic or camping party. My asbestos "Kool-Grip" Gloves will handle hottest gridirons, coffee pots and pans with perfect safety. You can even pick up a red hot coal, with no harm to you and a big thrill to the party. Flexible and comfortable—easy to put on and slip off... an ideal gift, attractively boxed, for your camp host. Sent Postpaid for \$4.00 per pair in cash, money order or check.
 Send Order Today

JIM LITTLE

785 Garfield Blvd. Danville, Illinois

is again repeated as a valance for the ruffled organdy curtains.

It is a little house inexpensively decorated, but done with the finesse of an experienced hand. The curtains have no homemade appearance. Instead they take on a definite professional air. Each piece of furniture is not only good but distinctive. Mrs. Longobard admits she might have worked alone with the decoration of her budget house and managed a livable background, but it would have had gaps here and there. The living room would probably have been suffocated with more furniture than necessary, at the expense of the attractiveness of some other room.

There are things yet to be added but they are accessories, such as another bedside table in the master bedroom. And what of that? The smart house is comfortably furnished and all within the budget allowance. Who says that a clever decorator working on a cost-plus basis cannot save a client a worth-while sum of money?

Putting left-overs over

[Continued from page 32]

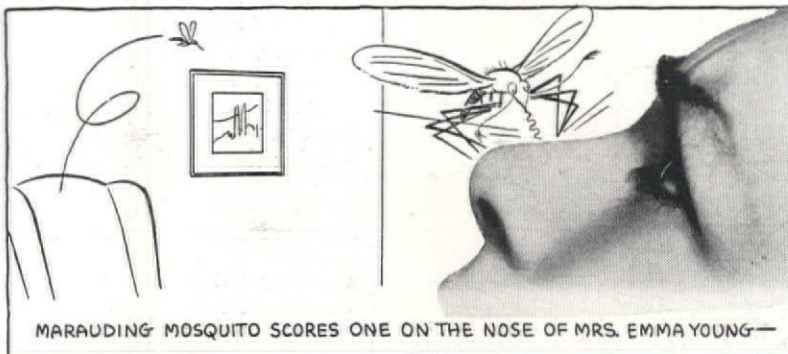
is—in the words of my young daughter—a "keen victual."

We first began eating out on the terrace on warm evenings; then it seemed it would be so much nicer if we had a fire outside to barbecue meat. Our garden is practically all at the back of our house and terraced down to a small sunken garden below. Down here the fireplace, or barbecue pit, as we call them in California, was built of hollow tile, cement and stone, a very primitive affair, but sheltered and secluded under the trees. For extra privacy we made a fence of bamboo, laced together with old rope. It is attractive looking behind the trees and, being quite high—about ten feet—gives us a feeling of being completely shut off from the outside world.

Our black acacia had to be pruned heavily and with these branches we made a rustic framework for a swinging seat. The springs to my daughter's old crib were hung from this with some old chain we happened to have. The rather flattened crib mattress was covered with the remains of our old awning. The sides and back were made of the awning material, too, fastened to the chain with hooks put through metal eyelets. The only expense was for the six metal eyelets put in the back and sides, and we had a most comfortable seat in which to lounge lazily and watch the glowing fire.

How many enjoyable meals we have had out in our garden!


PEACE AT LAST!




MARAUDING MOSQUITO SCORES ONE ON THE NOSE OF MRS. EMMA YOUNG—



MRS. YOUNG, HOPPING MAD, DECIDES TO HOT-FOOT IT TO THE STORE FOR A CAN OF GULFSPRAY —



SHE RETURNS AND SPRAYS THE ROOM WITH GULFSPRAY —



AS THE SPRAY PERMEATES THE ROOM, MOSQUITOES FALL LIKE RAIN. MRS. YOUNG'S OVERJOYED TO SEE THEY'RE ALL DEAD.



AND, THANK GOODNESS, HERE'S ONE SPRAY THAT'S PLEASANT TO USE! NO STAINS AND NO ODOR LEFT IN THE ROOM.



GULFSPRAY KILLS MOSQUITOES, FLIES AND OTHER BUGS FASTER AND SURE, BECAUSE IT CONTAINS MORE PYRETHRINS. GOES FARTHER—HARMS NOTHING BUT INSECTS. AT STORES AND GULF DEALERS. NEW LOW PRICES

GULFSPRAY 39¢ PINT
 QUART, 69¢ - GALLON, \$1.95

GULF PETROLEUM SPECIALTIES, PITTSBURGH, PA.

Mrs. America says—

**"50,000
KITCHEN PLANS
CAN'T BE WRONG—**



**THAT'S WHY CURTIS
PLANNED MY KITCHEN"**


● "When I found that Curtis had planned over 50,000 modern kitchens, I knew they could help me most! And now I have a beautiful, new kitchen that's so much easier to work in."

Curtis was first to help housewives plan kitchens that save time and steps, first to leave out drudgery, allow "Mrs. America" more time for other things. For a Curtis Kitchen Plan fits every inch of space with modern, sanitary, durable cabinets to give you plenty of work space and a place for everything.

Curtis Kitchen Planning Service Is FREE!

When Curtis helps you plan your kitchen, you select colors, too! Curtis Cabinets come to your kitchen in dust-proof cartons. Your painter decorates them after they are in place. He will match trim, woodwork and appliances—paint them exactly the colors you prefer. And the Curtis kitchen arrangement is flexible. You get the efficiency you need NOW but it's easy to make changes later on.

There are sizes and styles of Curtis Cabinets for kitchens of every size and they're made of wood, by the best-known name in woodworking for over



71 years! And Curtis Cabinets are approved by Good Housekeeping Institute.

Let us send you free details of the Curtis Kitchen Planning Service. Just use the coupon.

Wherever you live—there's a nearby Curtis Dealer who can serve you.

**CURTIS COMPANIES
SERVICE BUREAU**
Dept. AH-8K Clinton, Iowa

OTHER CURTIS PRODUCTS—Silentite Double-Hung Windows • Silentite Casement Windows Exterior and Interior Doors Frames • Trim • Entrances Moldings • Panel Work Cabinet Work • Mantels Stairways • Shutters Screens • Storm Doors and Windows • Garage Doors Mitertite Door and Window Trim. Sold throughout the country by reliable dealers.



use this coupon

CURTIS COMPANIES SERVICE BUREAU
Department AH-8K, Clinton, Iowa
Please send Sectional Kitchen Cabinet Facts.
 Remodeling Building
 And I'd like to know about other Curtis Products, too.

Name _____
Address _____
City _____ State _____

Friends now often drop in, bringing with them some big dish for the dinner. After the meal is eaten we throw a few sticks of wood on the fire, sit back contentedly watching it blaze, and wonder why in the name of common sense we don't eat out-of-doors every evening through the summer!

Major & Minor

[Continued from page 27]

to enclose the uninspiring space beneath the sink. There is a tilt-forward storage bin for soaps, brushes, etc., just where you need them. There are rods for drying those wet towels, too. And in case anything goes wrong with the plumbing, you can remove this utility grill so your handy man can crawl under to make repairs if necessary. Both from the Kitchen-Maid Corporation.

Pots and pans on page 26

From right to left on page 26 you see first a Wear-Ever two-quart sauce pan of good quality aluminum. Retail in most stores for \$2.50. You can bake in this pan too. Use three at a time, stacking one on top of the other—and what a saving of oven space! Next, a white enamel sauce pan, from the National Enamelling and Stamping Co., with lid and handles of delphinium blue—that lovely soft shade of blue you see so much now in the housewares departments. The trim on the Westinghouse refrigerator in the Early American kitchen is also this same delphinium blue, and goes particularly well with the knotty pine woodwork. The 3½-quart sauce pan shown here retails for about \$1.50. Fashioned of spun aluminum with wooden handle, the third pan at the top is an hors d'oeuvres server. To open, press down on the leverlike piece of aluminum near the base of the wooden handle. Retail for \$5.50. From Russel Wright.

At lower left—the new "Utiligril" of solid copper with chromium plate and cool ebony finish wooden handle. Bacon, eggs, griddle cakes, chops and steaks—this chop plate will cook well! Below, a wooden plank with silver platter, from the Benedict Mfg. Co., sells for around \$9.50. Broil your food on the wooden plank, then lift it, hot from the oven, onto the silver serving dish and bring to the table. A stylish new way to serve your food at home. The last photograph shows the Pyrex top-of-the-range glass sauce pan that feels equally at home in a hot oven (remove handle first). Retail for about 95 cents. There's a chrome handle too, if you prefer.



**There's
Modern Magic
in NU-WOOD
Walls and Ceilings**

● Imagine a room with subtle, elusively lovely color on walls and ceiling . . . a room with the charm of smart, modern pattern and interesting texture. Imagine, too, that the walls and ceiling quiet noise, promoting restful relaxation.

There, Madam, is a NU-WOOD room—for Nu-Wood has almost magical properties in making your home more beautiful and more comfortable. It is pre-decorated in a variety of shades of glowing color (although you can paint it, if you wish). It comes in many pattern combinations. It absorbs noise—and it is high in insulating efficiency, too!



Nu-Wood is quickly and easily applied over old walls and ceilings or in new construction. It costs no more than ordinary insulating board. Mail the coupon for full details.

NU-WOOD
the insulating interior finish

WOOD CONVERSION COMPANY
Room 8-114, First National Bank Bldg.
St. Paul, Minnesota

Gentlemen: I want to know more about
 Nu-Wood for New Construction
 Remodeling Please send me complete information and illustrations.

Name _____
Address _____
City _____ State _____



*Ranges, refrigerators, sinks
on pages 26 and 27*

1. A sleek Frigidaire model with a clever ice cube release that will improve the disposition of the whole family. A metal strip freezes right in the tray. Give a quick jerk and out come the ice cubes, minus the usual resistance.

2. The ice man is here again bringing ice for the new ice refrigerators—so streamlined and insulated you'll scarcely recognize them as being the old-time "ice boxes." And for those of you who can't imagine a refrigerator without ice cubes there's a handy gadget on the market that will give you ice cubes in two or three minutes right out of a cake of ice! This is from the Ice Cooling Appliance Company.

3. A modern, oil-burning refrigerator for those a little "off the main line." A boon to people on farms, or those who have remote cabins or country places. Perfection Stove Co.

4. A new Gibson electric refrigerator with a large and small swing-out shelf as well as two standard shelves.

5. The Econom-icer (ice refrigerator) has a changeable trim that comes in red, blue, and black. A permanent drain can be installed to obviate the necessity of having a drain pan.

6. A new Electrolux (gas burning) refrigerator. This model has new rhythmic banded shelves, flat and close together, so that even your tiny bottles will have a chance to stand up for themselves.

7. If you would like to impress your friends, a Shelvador refrigerator with a radio built in the top will do the trick for you.

8. Good looking, sturdy, and dependable is this new, flat-top model General Electric refrigerator. It also comes with the familiar Monitor Top.

9. A new General Electric range with a triplex oven. An adjustable heating unit will give you a small oven or a large oven, whichever you require.

10. The Florence Stove Company's new oil-burning range smartly styled with ivory porcelain enamel and soft green trim.

11. A Magic Chef gas range with a double cover-all which, when closed, forms a working table. There's a swing-out broiler too, so you can see how the food is progressing.

12. Six burners on top of this Glenwood gas range take care of a tremendous amount of top cooking. There are rubber cushions for the cover-all.

13. This Crane Co. double basin sink (fashioned of acid-resisting enamel on cast iron) has drainboards and back splash of linoleum with smart metal trim.

14. Kohler kitchen sinks (also of acid-resisting enamel on cast

ALL OUTDOORS IS CALLING



This Mother finds time to enjoy the out-of-doors with her children. She has a

CADILLAC VACUUM CLEANER



ECONOMICAL
CONVENIENT
EFFICIENT
POWERFUL
SAFE
GUARANTEED

A model for every purse and purpose—26 years of quality manufacture. Ask your local dealer or write to

CLEMENTS MFG. CO.
CHICAGO 6630 So. Narragansett Ave. ILLINOIS

iron) come in several colors as well as white: Tuscan (slightly rosier than ivory), old ivory, spring green, horizon blue, lavender, rouge, peachblow, and autumn brown.

15. A Monel metal sink with a steel base cabinet by the Whitehead Metal Products Company.

16. Put your garbage into an opening in this sink and a new electric device will grind and dispose of it. There's a new model electric dish washer in this sink, too. General Electric Company.


Getting water down where plant roots can use it

[Continued from page 20]

face west or south, are a special problem in hot, dry weather. The lower drawing of the three on page 20 shows how the actual terrace is built up of compact clay with the surface deeply grooved. These grooves, which, of course, run along or parallel with the terrace, are carefully shaped, then packed, and the contour of the grade is made smooth by spreading and firming down on top a sandy loam to an average depth of at least three inches.

When this surface is seeded and the grass gets a good stand, the usual watering with the hose results as follows: As the topsoil is porous, most of the water soaks down instead of running off. (This calls for slow application of water, preferably by sprinkling.) However, the descending water is caught in the clay pockets and a great deal is held there for some time to the great benefit of the grass roots. This method can be used either when building a new lawn, or when a terrace has burned out and must be reseeded or sodded.

Shade trees around the buildings are well worth some extra effort. When a tree shows drooping leaves during the day, it is the danger signal; its roots lack water. The quickest way to meet the emergency is to dig three or four holes about it with a post-hole digger or spade, making them two or three feet deep. Fill them with cinders or gravel nearly to the top and regularly, once a day if possible, fill these holes with water. A more elaborate development of this same method is shown in the upper drawing on page 20. Dig a shallow depression, from six to twelve inches deep, around the tree. Fill it with gravel or cinders and apply water frequently. Grass growing right up to a tree trunk takes much of the moisture which would otherwise go down to the tree roots.



TIMKEN ANNOUNCES a new Complete Oilboiler

- LOW INITIAL COST
- ★
- LOW OPERATING COST
- ★
- THRIFTY MAGIC WALL OF FLAME
- ★
- A GENUINE TIMKEN UNIT



New low-cost Timken Oilboiler, Model BAR-3 with magic Wall of Flame.


Automatic Heat for Small Homes at New Low Cost

Here is a new unit that brings to small homes all the benefits of automatic radiator heat—steady even temperatures—year 'round hot water, dependable, trouble-free performance—for only a few dollars more than the cost of an oil burner alone. In every detail, model BAR-3 is a genuine Timken! It has all the exclusive features of Timken's highest priced models, including Timken's magic Wall of Flame burner which gets the most heat from each drop of oil . . . and sets a new standard for lowest operating costs. If you are planning a small or moderate sized home get the facts on this new Timken . . . the unit that makes automatic heating both practical and economical for small homes and provides year 'round hot water. See your nearest Timken dealer, or mail coupon below for complete details.

TIMKEN Silent Automatic

A Complete Line of Oil Heating and Air Conditioning Equipment Conversion Burners . . . Oilboilers . . . Oilfurnaces . . . Water Heaters

SEND FOR FREE BOOKLET NOW!



TIMKEN SILENT AUTOMATIC DIVISION
The Timken-Detroit Axle Co., 323 Clark Ave.
Detroit, Michigan

Please send me—without charge or obligation—new, illustrated Timken Oilboiler booklet.

Name _____

Address _____

City _____ State _____

BARONIAL MEDALLION



Brandy Burner (Ideal for serving Cafe Brûlé)

Sterling Silver Brandy Burner, an unusual and attractive gift. Price \$2.50 each.

Unusual Opportunity

To match your obsolete, inactive and modern flat silver patterns. We have a stock of more than 220 patterns of silver flatware ranging from the Early American, made more than 100 years ago, to the present-day patterns.

In most instances this silver is offered in practically the same condition as new and at attractive prices.

★ **UNUSUAL SILVER** ★
We have one of the largest stocks of unusual silver in the United States, comprising silver made in England, France, and other foreign countries; also pieces originally sold by America's most prominent jewelers and silversmiths, such as Tiffany, Black-Starr & Frost, Caldwell, Gorham, etc.

Correspondence Solicited
Silver Sent on Approval


JULIUS GOODMAN & SON
47 South Main Street Memphis, Tenn.

AND Now SECURITY for the Young

Keep venturesome toddlers safe at play with a KIDDIE ANCHOR. Adjustable rope allows a wide exploring radius. Easy to install. Simple drive shaft in ground. Ideal for beach or country picnics. C.O.D. or send \$1.00. (Special money back if not satisfied.)
New England Bolt Company, Inc.
31 Bowdoin St., Everett, Mass.

\$1.00 KIDDIE ANCHOR

■ Gleaming, brilliant Cabot's DOUBLE-WHITE and Gloss Collopakes on wood and on brick. The upper house was designed by Architect Edwin M. Loye of Bronxville, N.Y.; the lower, by Architect Edwin J. Kraus of Milwaukee.



For Your
**WHITE
HOUSE**

A Paint whose whiteness lasts

When you paint a house white, beware of paints which turn yellowish or grayish when exposed to common atmospheric gases. Cabot's DOUBLE-WHITE is entirely immune to such discoloration. Its carefully chosen pigments are two or three shades whiter in the beginning, and never lose the purity of color which makes your white house so inviting. Furthermore, the patented Collo-paking process (which divides the pigment hundreds of times finer than ordinary methods) assures greater hiding power and longer life.



FREE: The Little White Book. A new edition. Gives full information about Cabot's DOUBLE-WHITE and Gloss Collopakes. Shows photographs of many prize winning DOUBLE-WHITE houses. Write for it today.

Samuel Cabot, Inc., 1234 Oliver Bldg., Boston, Massachusetts.

Cabot's
DOUBLE-WHITE
and
Gloss Collopakes
(COLLOIDAL PAINTS)

The best method of extensive underground irrigation calls for rows of non-vitrified (ordinary drain) tile, laid in a slightly sloping ditch, close to the roots that need water. The lower end of the tile line is plugged or butted against the end of the ditch, but the upper end terminates above ground by means of an elbow joint and an upper vertical section which should preferably be set firmly in concrete. A snug-fitting lid or plug of wood will be desirable. This pipe line when filled with water at appropriate intervals, will do untold good, benefiting roots for some distance on either side of the line.

The officials of an Omaha, Nebraska, park have, for years, kept certain trees thriving by bricking a circular wall about them. This wall extends well down into the ground. The lower half of the depression so formed is filled with rubbish, and water is poured in at regular intervals.

Plants and shrubs should be set out, preferably, at the foot of a terrace. The next best place is well back from the crown on the upper level. Only when definitely necessary or unavoidable should growing things be planted right on or at the upper end of a terrace. If this must be done, set the plants well below the original ground line level and maintain a depression about each one to catch and hold water.

Where appearances aren't important, a mulch of straw or hay over the surface of the ground will prevent excessive surface evaporation. In cities, a modern improvement over the former use of metal gridwork placed around the base of street trees to admit water (and air) is the use of loosely set cobblestones which can be walked on without injuring the tree and which are attractive in appearance, much more durable than metal, and generally a great deal more desirable.

House plants and vacations]

Perhaps it will not be out of place to mention here a neighbor's plan for keeping his house plants watered while the family is on vacation. He sets a large dish of water on a low stool and around this groups the potted plants. Strips of old soft cloth, twisted into loose ropes, are hung over the edge of the center dish so that one end of each rope is in the water and the other end is buried in the soil of one of the pots. Due to capillary attraction, water creeps along the cloth to the outer end and then into the soil where the plant can get it. The method, while a makeshift affair, will keep plants living long after they would otherwise die from lack of water. In order to be perfectly safe, set each pot in a saucer.

A TRUE STORY

about Automatic Heat
**THAT YOU
WON'T BELIEVE!**

Every word of this advertisement has been proved thousands of times within the past three years. Every word is backed by the 107-year-old engineering organization of Fairbanks-Morse. But even so, it sounds incredible until you investigate. Do that before you buy any kind of automatic heating.

YOU expect heating costs to go up when you install automatic heat. You think you can't get away from tiresome work, dust, and soot without using expensive fuels.

That's wrong. Maybe it *was* true once, but *not* now—*IF* you choose the right kind of automatic heat!

Fairbanks-Morse Automatic Coal Burner heat is as clean as any kind of heat. There is no coal dust. Anti-dust-treated coal stops that. No coal shoveling—*none*. Your basement can be as spic, span, and spotless as your dining room. And that's not all—

Costs Less Than You Pay Now!

When you put in *this* automatic heat, your fuel bills go *DOWN*—NOT up! Not only lower than other forms of automatic heat—but even *less than hand firing* costs you now!

You *never* have to run down to the basement to feed the fire. You *never* have to get up early to start it. You *never* have to bank the fire at night. You start *one fire a year*. Fairbanks-Morse Automatic Coal Burners are controlled by a thermostat. Set it and forget it! Room temperatures will not fluctuate as the heating plant goes on and off. The fire *never* goes completely out until you say the word.

Investigate! Send for This Free Book

Twenty per cent of today's automatic coal burner buyers are switching from some other form of automatic heat to automatic coal burners! *Why?* That's what you want to know *before you buy*. This book tells you. Costs only a stamp to get it. Mail the coupon now.

FAIRBANKS-MORSE AUTOMATIC COAL BURNERS

Small down payment
and very easy terms
available if you wish

Fairbanks, Morse & Co.
Stoker Division, Dept. 18
900 South Wabash Ave.,
Chicago, Ill.

Please send me free copy of "Automatic Heat Without Cost Penalty." Make free check-up of my heating plant.

Name
Address
City..... State.....

PRODUCTS FOR THE HOME: CONSERVATOR REFRIGERATORS—RADIOS
WASHERS—IRONERS—AIR CONDITIONERS
PRODUCTS FOR INDUSTRY: DIESELS—MOTORS—PUMPS—SCALES

Marge does it herself

[Continued from page 42]

cost at all and little trouble. An extra reading lamp had become a necessity and, as we had several old bean jars, we thought we could make a lamp out of one of these. A hole was carefully bored near the bottom of the jar and the electric cord was run in through it. Some old brass pipe was found for the standard and this was held firmly in place with cement poured in the top after the bean jar was stuffed three quarters full with old paper. We put a little stove polish in the cement to darken it and make it match up with the bean jar. For the shade of the lamp a ten-cent wire frame was bought, then heavy brown wrapping paper was pleated and well covered with linseed oil. When this oil had all soaked in, making the paper translucent, the ends were glued together and holes made around the top through which a cord was drawn.

As we have a great many foggy days here on the Pacific Coast we wanted more light in the end of our living room. Our door here opened on the south and it was decided to cut out the wooden panels and put in glass, but when this had been accomplished, how queer and naked the old door looked. Something had to be done to it! After experimenting with different ideas and paper patterns, narrow strips of scalloped wood were tacked around the glass and what a difference this made. These scallops were cut out with a small coping saw—the wood strips being pieces of lath left over when we built our lath house. This scalloped wood was sanded down well and then painted to match the woodwork, except for a touch of red along the edge of the scallop. The old white door knob was painted a bright red—the only red I had was poster paint, but with a good coat of shellac it has worn wonderfully! The old door was hardly recognizable when this work was finished and the west end of the living room seems ever so much lighter.


Our radio, though small, looked so conspicuous and in the way in our none too large room that the idea of a radio table was conceived. From just scraps of wood this table was made, with plenty of space left between the top and first shelf for the radio. It was well sandpapered (how easy that sounds, but what a job!) and covered with walnut stain. With our radio underneath this way it gave extra table space, which was needed badly, and still the radio was easily reached.

Every time I managed to find

Free
24-Page
Book of Ideas on
**"STOKER HEALTH and
BASEMENT BEAUTY"**

Brim-full of basement "Hobby Room" ideas, illustrated. It's free, it's interesting. Write name on margin of ad, or post card, and send to us.

Send for it.
No
obligation.



FIRE TENDER
HOLCOMB & HOKE AUTOMATIC COAL BURNER
SIMPLEST IN CONSTRUCTION

Eliminates basement drudgery. Permits a new room in your home because it's CLEAN. Burns lower-priced fuel and less fuel. Its clean, even heat protects against colds, saves money. Fully guaranteed. Easy summer terms. A demonstration, now, before buying next winter's fuel, will show these advantages... and the increased comfort you may enjoy.

Domestic and Industrial up to 150 h. p. Boiler
HOLCOMB & HOKE MFG. CO.
Van Buren at 1600 East Indianapolis, Ind.



THE LIBERTY—\$1163
5 Rooms and Bath (Materials)
Buy Direct from Mill and Save—You buy from our 5 great mills at lowest wholesale prices. One order buys your home complete. No extras! Over 270,000 people live in Gordon-Van Tine Homes. Many save \$300 and up!

Save \$300 and up
Famous Ready-Cut System—Saves you 30% in labor, 18% in lumber waste and gives you stronger, better built home. Brings the savings of modern production methods to home building.

Finest Guaranteed Materials—Complete iron-clad specifications assure you of guaranteed lumber, millwork, hardware, paint, tinwork, plumbing and heating. Best materials and strongest construction save repair costs year after year. Satisfaction or Money Back.

Attractive Modern Features—Skillfully arranged floor plans, sunlight kitchens planned to save time and steps, cheerful dinettes, modern bathrooms and many other features mean more comfort and less work for the housewife.

Building Material Catalog—Get free book of 5,000 Building Material Bargains. Doors, windows, paint, hardware, built-in fixtures, lumber—everything for fix-up work—at amazing money-saving prices.

FREE BOOK HOME PLANS
Contains modern home plans, specifications, valuable home building information. Send for it today!

Gordon-Van Tine Co.
World's Largest Specialist in Home Building Since 1865
1780 Case Street, Davenport, Iowa.
Check free books wanted: Homes, Garages, Farm Buildings, Building Material Catalog.
Name.....
Address.....

my favorite book and curl up comfortably in the old wing chair by the fireplace I wished for a footstool. Well, why not make one? I had some gay red flowered chintz that would be just the thing with which to cover it. This footstool was also made from scraps of lumber, the top from part of an apple box, and over this was tacked several times. The top and legs of the footstool were not put together until the chintz was all tacked on. Then the top was screwed on firmly.

Our rugs are homemade products too, braided rag rugs and really most attractive too, with different colors worked in that harmonize with furniture and draperies. The goods is cut in even width strips and then padded with old stockings. The braids are fastened together with heavy brown string run through a bodkin and pushed through the braid.

Childhood's worst hazard is fire

(Continued from page 56)

cause extensive sloughing and even deep ulcers, difficult to heal. Severe burns require the prompt attention of a physician, but effective first-aid treatment may prove invaluable. Not only must the burn be treated. Not only must the patient be treated for shock, because every one severely burned suffers from shock. In shock, the blood vessels relax, the blood circulates with difficulty, even oozing from the capillaries into the tissues, and the effect upon the patient is much like that of a cut artery. This is a dangerous condition.

Quiet, warmth, and a stimulant are the treatment. Wrap the patient in blankets, if necessary apply hot water bottles under the arms, between the legs, and about the chest. Administer a stimulant: hot coffee, hot tea, even hot water—but only if the patient is conscious and can swallow. Anything hot is stimulating. The best of all stimulants is a half teaspoon of aromatic spirits of ammonia in some water. Don't wrap horse blankets next to a person's burned skin for fear of lockjaw.

Burns from chemicals are treated much like those from heat. First, wash off all acid by running water. Wash long and well. Then dress the wound by any of the methods described. Electric burns should be dressed for several days with wet dressings of boric acid solution. Then apply grease spread with vaseline.

Members you not be able to prevent from being burned. But you can do much to relieve pain, insure healing, and perhaps even save life if you are properly prepared and if you act instantly.



PHOTOGRAPHED FROM LIFE—NO. 9 OF A SERIES

"Whenever I see a bed with short sheets, it just makes my hair stand on end... Always remember, my dear, to buy Utica or Mohawk sheets in the 108 inch length... Then you'll never have sheets that pull out at the bottom nor sheets that turn mouse-gray... Utica and Mohawk sheets save money, too... because they're born with nine lives."

Ready for use, these famous sheets may be obtained in modern laundry saving packages. You save first laundering cost. No paper labels on fabric.

UTICA Sheets

Utica Muslin—The quality sheet of four generations of particular homemakers. Prized for softness. Praised for durability.

Utica Percale—Percale sheets of utmost luxury with the feel of silk and the strength of linen.



MOHAWK Sheets

Mohawk Muslin—The thrift sheets of the nation. Popular priced, with distinctive weave that assures long life; easy laundering.

Mohawk Percale—Smart guest quality percale sheets that cost only a few cents more than ordinary sheets.

Free "Snowy" Gift 32-page Restful Sleep book. Contains 5 life pictures of "Snowy," complete information on bed-making, laundering and correct sheet sizes. Just mail coupon.
Utica and Mohawk Cotton Mills, Inc. (AH-3), Utica, N. Y.
Name.....
Street.....
City..... State.....

Sheets born with nine lives

MARSH SHIELD LIGHTS
Patented
UNUSUAL FEATURE
Each fixture can have a different lighted silhouette providing an opportunity to enliven your home with variety. 30 pictorial silhouettes available of ships, flowers, sports, animals, nursery themes, etc.
SURPRISINGLY EFFECTIVE & RESTFUL LIGHTING
A complete lighting fixture including concealed bracket, wired, ready to install. Shield detachable. Metal frame and bracket beautifully toned in a coat of old iron finish or pewter finish.
Special August Offer \$7.50 For a Pair of Fixtures as Illustrated or with any other standard silhouette designed fitting same shield frame. OTHER DESIGNS AVAILABLE. Write for descriptive booklet.
No. 24601 7 3/4" H. x 6 3/4" W. James R. Marsh, Inc., Essex Fells, New Jersey
No. 24599 7 3/4" H. x 6 3/4" W. Creators & Designers of Lighting Fixtures for the Home.

INTERIOR DECORATION
FOUR MONTHS PRACTICAL TRAINING COURSE
Fall Term Commences October 4th
Intensive training in the selection and harmonious arrangement of period and modern furniture, color schemes, draperies, wall treatments, etc. Faculty composed of leading New York decorators. Cultural or Professional Courses. Also two-year course in Design. Day or Evening Sessions. Send for Catalog 12-R
HOME STUDY COURSE
Those who cannot come to New York may take the same subjects by the Home Study method. Students obtain personal assistance from our regular Faculty. No previous training necessary. Practical, simple, authoritative and intensely interesting course. Requires a few hours weekly in your spare time. Start at once. Send for Catalog 12-C
NEW YORK SCHOOL OF INTERIOR DECORATION
515 Madison Avenue . Established 1916 . New York City



MOSQUITOES
DIE
when you
Spray
FLIT

**NOW OBTAINABLE EVERYWHERE
AT POPULAR PRICES!**

COPR
1937, STANCO, INC.

Midsummer garden musings

E. L. D. SEYMOUR

THOSE who believe, as we do, that the chief function of a garden is to give pleasure and enrich life, will probably also share our conviction that it should not be allowed to become a chore, a burden, a nightmare of worries and conflicts with real or imaginary enemies. Perhaps that is one reason why Nature, in her wisdom, makes midsummer such a leisurely time as far as plant growth (and its resulting need for attention) is concerned.

The mowing of the lawn (not too closely) and the trimming of the grass borders; the maintenance of a loose mulch on the surface of all beds and around all kinds of plants (the wide choice of materials ranges through grass clippings, peat moss, buckwheat or rice hulls, spent hops, and various other by-products); the shallow cultivation, often enough to prevent baking, of any soil that cannot be mulched; the application of dusts or sprays thoroughly and regularly, as preventive treatments; and the frequent removal of faded, wilted, injured, or diseased plants or plant parts—those five activities need not constitute a laborious program but, conscientiously attended to, they reward one with the success that adds immensely to garden pleasure.

Those cut flowers that brighten the indoors—do you have trouble keeping them fresh and presentable from day to day? A simple but effective emergency air-conditioner may help on hot nights. Place a carton, box, stool, or other support on either side of the vase or bowl so that two light sticks or canes placed across them will form parallel supports just above the top of the flower arrangement and outside its widest dimensions. Then drape sheets of wet newspaper over the supports so that they extend almost, but not quite, to the floor or table at either side. The moist atmosphere created helps to keep the flower tissues firm, while evaporation from the newspaper cools the air beneath just as it keeps water cool in the porous jars or bags used by campers and tropical travelers. If the flowers in their moist tent can be placed in the cellar or on a sheltered porch or wherever else there is free air circulation, the effect will be even better. . . .

Anyone inspired by Mary Thayer's article, "Gather Ye Petals While Ye May," in the June AMERICAN HOME to start a rose jar or potpourri, will find intriguing information in the May

**"NO CRAB GRASS..
NO WEEDS..AND A
Lawn like Velvet"**

Mr. Walter McGowan, 6243 Glenwood Ave., Chicago, says that about his lawn of Scott's Creeping Bent. We furnish full planting and maintenance instructions in our booklet, Bent Lawns. Ask for free copy. Fall is the planting time.

O. M. SCOTT AND SONS CO.
44 Main St. Marysville, Ohio

Scott's
SCOTT'S SEED makes BEAUTIFUL LAWNS!

Burpee's ★★★★★
Trumpet
Daffodils

Favorite 4-star selection—all kinds of trumpets—yellows, whites, bi-colors, mixed. SPECIAL PRICES, a real bargain! Choice big bulbs, guaranteed to bloom—3 for 10c; 32 for \$1; 65 for \$2; 100 for \$3. For earliest, biggest blooms next spring, send your order now.

Other Specials, All Postpaid
25 Gr. Darwin Tulips, mixed colors \$1.
12 Large Hyacinths, mixed colors \$1.
15 Regal Lilies (were 25c each) \$1.
100 Crocus, all colors \$1.

3 BULBS
10c
32 for \$1
100 for \$3

Fall Bulb Book free—all the best varieties, at low prices to plant freely this fall.

BULB BOOK FREE

W. ATLEE BURPEE CO.
101 Burpee Building, Philadelphia

Lilies

Madonna Lily—love-white, scented. Blooms in June, 10 to 15 to stalk. 3 for 45c, 8 for \$1.00 postpaid. Order now.

Coral Lily—bright coral-red. Blooms July, clusters up to 15. Very graceful. Blooming size bulbs 3 for 35c, 10 for \$1.00 sent postpaid. Order now.

FREE—with each \$2.00 order for above lilies we will include a bulb of the famous Regal Lily worth 25c. Write for Isbell's Illustrated Fall Bulb Catalog.

ISELL SEED CO., 378 Mechanic St., Jackson, Michigan

Brand's New Catalog
PEONIES Now Ready

Beautiful new fall catalog now ready. Featuring Brand's Prize Winning Internationally Famous PEONIES. . . Also Brand's Own Root FRENCH LILACS from the World's Largest Stock. . . Choice IRIS of standard and up-to-date varieties. . . Hardy Horticultural Novelties, etc.

BRAND PEONY FARMS, Inc.
132 East Division St., Fairbault, Minn.

Burpee's CROCUS

Mixed colors—blue, purple, yellow, white and striped. Large Bulbs, special value, 10 for 10c; 100 for \$1, postpaid. All you want at this low rate—send today!

Guaranteed to Bloom

Fall Bulb Book free—Lilies, Daffodils, Tulips, Hyacinths, etc. to plant this fall for glorious blooms next spring.

**10 BULBS
10c
100 for \$1**

BULB BOOK FREE


W. Atlee Burpee Co., 102 Burpee Bldg., Philadelphia

KILL THOSE ANTS

Ants are hard to kill, but Peterman's Ant Food is made especially to get them and get them fast. Destroys red ants, black ants, others—kills young and eggs, too. Sprinkle along windows, doors, any place where ants come and go. Safe. Effective 24 hours a day. 25c, 35c and 60c a can at your druggist's.

PETERMAN'S ANT FOOD

Plant Now
AUTUMN
BLOOMING
CROCUS ZONATUS



Mysterious bulbs these, whose blooms appear of a sudden in the Fall and bring back a delighting breath of Spring. Plant them through August and September and they'll bloom this Fall. They multiply rapidly. Tenacious of life, they survive the cold and general adverse conditions, reappearing year after year.

If I were you would plant Crocus Zonatus. Flowers are a rose-lilac with yellow throats. It's one of the most satisfactory.

Price

You can have 100 for only \$3.25. 50 for \$1.75. 12 for 50c. Their flowering period extends over four weeks. Do splendidly under shrubs where nothing else will grow.

Send for new Bulb Catalog containing the largest assortment of Tulips, Hyacinths, Narcissi, Lilies, offered in this country. Also a choice collection of Iris, Peonies, Poppies and Hardy Plants for Autumn planting. Many illustrated in colors. No matter what bulbs or plants you get from Wayside, all are top size.

Wayside Gardens

Imported Dutch Bulbs

12 Mentor Ave., Mentor, Ohio



DREER'S BULB CATALOG

free!

For a beautiful garden next spring

PLANT NOW: Daffodils, Tulips, Hyacinths, Crocus, the rare Spring Star Flower, Lilies, etc. Top quality; reasonable prices. Plant Dreer's and note the difference! Send for Catalog TODAY.

MADONNA LILY—Mammoth bulbs at 40c each, 12 for \$3.75. Fall-flowering Saffron Crocus, 12 for 50c, 100 for \$3.50. Sent post-paid.

HENRY A. DREER
107 Dreer Bldg. Phila., Pa.

AUTUMN BLOOMING CROCUS



Excellent for planting in lawns, borders and rock-gardens.

SPECIOSUS. Lively, violet blue, veined, with orange-red anthers and yellow throat.
SATIVUS. (Saffron Crocus) Large, purplish lilac, with orange stigmata.

50c for 10; \$4.00 per 100
Send for Advance Bulb Catalog

Stump & Walter Co.

132 to 138 Church St. Dept. A New York

STARVED LAWNS

sunburn easily

Here's a simple beauty treatment that will help you eliminate bare, sunburned spots from your lawn this summer. Give it a liberal top dressing of manured peat moss now and have a velvety, green lawn all summer long. This plant beauty food combines the high nitrogen content of poultry manure with moisture holding peat moss.

It is clean, easy to use and will not burn or leach. And, most important, provides a constant supply of plant food in solution to the roots as it is needed and without waste.

The Peat Institute of America has registered poultrymen in nearly every community from whom you can obtain this inexpensive by-product. Write for free folders and nearest source of supply. Address Dept. AH-8.

PEAT INSTITUTE OF AMERICA
Division of Peat Import Corp.
155 John Street, New York, N. Y.



GARDENGARD

EASILY ATTACHED

between **HOSE & NOZZLE**

Effective — Economical — No moving parts to get out of order. Solid Brass, will last for years. No mixing — ready for instant use. Cartridges properly proportioned. Solution always correct.

SURE

QUICK

DEATH NO

MUSS

water passing through agitator dissolves cartridge

tridige

EXTRA CARTRIDGES

10 for 75c.

RELUC MFG. CO.

DEPT. AH

276 Fifth Ave. New York City



NATIONAL MOWER CO.

831 Cromwell St. Paul, Minn.

Sickle mower, power driven, rubber tired, pulls self, level high grass, hay, weeds, on cuts or rough. Six times as fast as a scythe. Write for Catalog.



Burpee's GIANT PANSIES

Sow Soon for Next Spring 200 SEEDS

Thick, heavy, wavy flowers, often 4 in. across. Long, strong stems. Finest mixed colors, many blotched. Special value, postpaid — Pull 30c-Pkt. for 10c; 1/10 oz. for \$1. Send today!

Full Bulb Book free — low prices, special offers — **BOOK FREE**
Tulips, Daffodils, Hyacinths, etc.
W. Atlee Burpee Co., 103 Burpee Bldg., Philadelphia



WORM YOUR DOG



AT HOME

EASY HOME METHOD RIDES DOGS OF TAPE, ROUND AND HOOK WORMS

With the "No Guess" Pulvex Capsules, you need not know a thing about worms, yet you can easily worm your dog at home . . . positively free him of tape, round or hook worms . . . without gassing or gagging. Protect your dog against unfamiliarity with worms; use Pulvex Capsules, the only combination that expels all three types of worms. In puppy or adult size, 75c. At all stores.

PULVEX *Combination Treatment*
WORM CAPSULES

issue of Mrs. Rosetta E. Clarkson's "Herb Journal" which, by rights, should carry a gentle, pungent aroma suggestive of the mingled fragrance of the scores of herbs that grow in the (literally) dooryard garden of her New Rochelle home. This little monthly leaflet, which we mentioned some months ago when we first saw it, is reaching some 1,500 people in the lands that border all the seven seas. If there are other actual or potential herb enthusiasts who would like to see it, a mere request addressed to Mrs. Clarkson at 69 Old Orchard Road will bring a copy. Personally, we bring enclosing postage even though the Clarksons usually neglect to mention it. . . .

Peach time will soon be along and any family that has one or more bearing trees in the garden will have a chance to enjoy a thrill different from, but no less delightful than, that caused by the opening of the blossoms in spring. But there may also be a fly in the ointment—or, more accurately, a borer in the tree trunk; and, neglected, it may shortly put a stop to both blossoming and fruit bearing. The presence of borers (as shown by small holes at the base of the trunk and exudations of gum and sawdust-like frass) indicates the need of "gassing" which, according to latest advices from the New York Agricultural Experiment Station at Geneva, is done thus: Level the soil surface around the tree to a distance of about a foot. Next, make a ring around the tree *not less than one inch nor more than two inches away from the trunk*—of paradichlorobenzene crystals previously bought at a drug store under that name or at a seed store under some descriptive proprietary title. Use carefully measured amounts of the material according to this rule: 1 ounce for a tree six years old or over; 3/4 ounce for a tree five years old; 1/2 ounce for a tree three or four years old. Cover carefully with five or six inches of fine soil mounded up in conical shape around the tree trunk and gently packed with a piece of board or the back of a spade. After a month, remove the mound of soil, by which time the vapor from the crystals will have destroyed all invaders. . . .

Are you in need of additional lawn area; or does your present greensward need renewing? Late August and the first half of September, in temperate latitudes, is a prime season for soil fitting and grass seed sowing.

We apologize to Virginia

The editors, and the author of the article, "Spring Recess," in the May AMERICAN HOME, join in tendering an apology. It goes es-

A GAS FURNACE

that any home can afford



HAVE THE FINEST OF AUTOMATIC HEAT

The Mueller Gas Era Furnace sets a new low in cost for automatic, responsive heat. With Climator fan and filter unit, warmed, humidified, filtered air is gently circulated to rooms.

ready at your call for heat. Use it as you require it, pay for it after you use it—and remember—it is not expensive.

In the past seven years Mueller has won its right to leadership in the gas heating field. More Mueller steel Gas Era furnaces have been sold than any other gas furnace on the market.

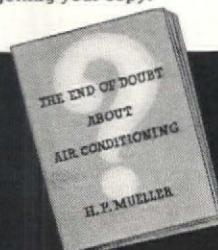
In addition to Gas Era furnaces, Mueller also manufactures a complete line of heating and air conditioning equipment for use with coal and oil. Before you buy any furnace learn the true facts about the Mueller Gas Era.

Now you can have gas heat with a Mueller Gas Era Furnace at a lower cost than you ever thought possible. Mueller's Gas Era is thrifty. The first cost is easy on the pocketbook and it's a miser with fuel.

Gas Era gives you the cleanest, most convenient and fully automatic heat. It frees you of delivery problems, fuel shortage, fuel storage space. Gas is always

Every Home Owner Should Read This FREE Book

At last a book about air conditioning that you can understand. Explains every type of system. Mail the coupon now and be sure of getting your copy.



L. J. MUELLER FURNACE COMPANY

MILWAUKEE WISCONSIN

L. J. MUELLER FURNACE CO.
2004 W. Oklahoma Ave., Milwaukee, Wis.

Please send your book, "End of Doubt About Air Conditioning"; also literature describing Gas Furnaces Oil Heat Coal Heat Gas Boilers

Name _____
Address _____
City _____ State _____

IVORY TIPS
protect the lips

MARLBORO

Mild as May

MARLBORO CIGARETTES

A Cigarette created by Philip Morris

No woods more willing than the WESTERN PINES*

THE engaging simplicity of this lovely home owes much of its charm to the Western Pines. These sharp profiles and gently rounded trimmings—so beautifully achieved—show how the uniform grain and soft texture of the Western Pines readily respond to the hand of the workman.

Inside and outside your home, Western Pines add structural strength and definite character.

FREE! Write for "Western Pine Camera Views"—an inspirational picture-portfolio free to all home-planners. Western Pine Association, Dept. F-39, Yeon Bldg., Portland, Oregon.

*Idaho White Pine *Ponderosa Pine *Sugar Pine

THESE ARE THE WESTERN PINES

pecially to Mrs. R. C. Slaughter, of Orange, and Mrs. Barton H. Cameron, of Gordonsville, both in Virginia, who wrote to us; but also to any other garden club members and conservationists whose justified protests were expressed in their letters. Editorially, we confess to a regrettable oversight when, in the enjoyment of the article, it was not realized that it unintentionally, but deliberately, suggested the violation of roadside conservation principles which we wholeheartedly endorse and are constantly endeavoring to promote. For her part, Mrs. Wood has asked us to publish the following statement:

"I should like to correct any impression which may have been given in my article, 'Spring Recess,' in the May issue that I advocate stripping the roadsides of native flora. Having asked and received permission to transplant to my own garden one small holly, I am naturally sorry that a carelessly turned phrase made even one person consider me a menace.—MARNI WOOD."

4 gardens

[Continued from page 66]

expect them to look at home; and do not give them a uniform fringe of flowers or shrubbery. Pools, to be sure, are lovelier if they have some planting near them. But not every inch of space surrounding them need be planted! Surround your pools with good-looking paved paths so that you and your friends may come up close to the water's edge and watch the fish at play. Leave some space at certain points at the edge of the pool for plants, or provide boxes of earth on the bottom of the pool for the growing of water plants. Remember that if garden ornaments are really to be enjoyed they must be placed in altogether proper settings.

There are many utterly ugly, ordinary garden ornaments on the market. Unless you know what is good and how to use it correctly, beware! It is far better to have none at all than to have an inferior object. Many gardens of real charm have no ornaments, or at the most a simple, well-placed pool. Be sure to choose something that appeals to you, yourself, rather than something that your neighbor likes.

In embellishing your garden you will, of course, want to use plants. Nothing can take the place of a lovely rambler rose, a friendly tree, or a gracious lilac bush. Nothing can give you so much peace of mind and heart as a garden blossoming forth in the spring with your favorite trees, shrubs, and flowers. Whether you

will want to use plants lavishly or with a restrained hand depends entirely upon how necessary they are to your happiness.

Your preference for certain colors, textures, and shapes will lead you to choose certain plants and to discard others. If you are old-fashioned you will probably like the older varieties of flowers in pastel color harmonies. But, if you are thoroughly contemporary, you might prefer the latest, showiest varieties in the brightest colors, with strong contrasts and accents. If you like polish and finish, you will choose the fine texture of a boxwood hedge instead of the large, coarse texture of a laurel hedge. Your poetic nature might respond to the graceful rhythm of a Lombardy poplar or an American elm, while your more practical-minded brother will glory in the solid wholesomeness of a linden, maple, or sycamore. Whatever your tastes are, they will surely be revealed by the plants that you choose for your garden.

Cultivate your tastes. Strive to translate them into specific forms in your garden. Then, and then only, will you have a garden that really expresses you; and not until your garden does express you will it have a charm and a personality all its own.

1 BRINGS YOU THIS BIG BARGAIN in Fine Stationery . .

THE BIG "450" PACKAGE 300 crisp, white note sheets (size 6x7) and 150 envelopes to match (450 pieces) . . All neatly printed with your name and address in rich, dark blue ink . . Correct for all informal correspondence . . Enormous quantity, fine quality. The standard of value in printed note paper for 22 years! . . Try a package. Send \$1.00 (West of Denver, Colo., and in U. S. possessions, \$1.10.) . . Your package printed and mailed within 3 days of receipt of order . . Satisfaction guaranteed or your money immediately refunded.

AMERICAN STATIONERY CO.
700 PARK AVE. PERU, INDIANA

NOW! YOU CAN THROW THESE BOTH AWAY!

STOP WASHING DISHES!

Stop roughening your hands in dish-water. It's no longer necessary. Let the General Electric Dishwasher do this menial task for you. You turn a switch and the job is done—no work, no fuss. If you can't afford the complete G-E Electric Sink at the moment, get the dishwasher cabinet first (on terms, if you wish) and add the Disposall unit later.



STOP SAVING GARBAGE!

Scrape table scraps into the sink drain—parings, bones and all—and the new G-E Disposall will reduce them to a thin pulp which is flushed away. The Disposall is an integral part of the new G-E Electric Sink. Also, as a separate unit, it can be installed in your present sink. Home owners in over 200 cities are now enjoying the convenience and sanitation of the G-E Disposall.

STOP washing dishes—and lugging kitchen waste to the garbage can. These drudgeries have no place in today's home. Throw the pans and cans away. The complete and beautiful new General Electric Sink performs these unpleasant tasks with magical speed and thoroughness—for just about a cent a day!

Imagine the joy of never again having to wash or dry another dish or cooking utensil! The General Electric Dishwasher (in the lift compartment of the sink) means just that. You clear the table, stack the chinaware, glassware, silverware—even the pots and pans—in capacious trays and snap a switch. That's all. *Your* job's done. Scalding sprays of hot water—much hotter than human hands could endure—swish into every cranny

and crevice, nook and corner of the "dish pile." And shortly, each piece emerges spotlessly, *hygienically* gleaming-clean! No wiping either—the dishes are dried by their own heat. No danger of chipping or breaking, because *the trays don't move*—and soapy hands don't handle a single dish. No after-cleaning of the Dishwasher—the G-E automatically cleans and dries itself.

Then, there's the disposal of kitchen waste—always an unpleasant chore. The G-E Disposall unit, built into the General Electric Sink, takes care of that once and for all and *instantly!* You simply scrape the food scraps, parings, even bones into the sink drain, turn a switch, and this remarkable device whisks everything away—reduces it to a thin pulp which is flushed through

the drain like water. No odor. No clogging of pipes. Another important General Electric contribution to better living!

See a demonstration today at your General Electric appliance dealer's showroom, or send the coupon below for full descriptive literature. The General Electric Sink will relieve you of the most unpleasant part of housework. Terms will be arranged to meet your needs.

Tune in on "The Hour of Charm"—every Monday evening, 9:30 P. M., E D S T on NBC Red Network. Hear Phil Spitalny and his world-famous, all-girl orchestra.



GENERAL ELECTRIC
ELECTRIC SINK


GENERAL ELECTRIC CO.
Nela Park, Cleveland, Ohio
Please send full information regarding G-E Complete Electric Sink Dishwasher Disposall.

Name _____
Address _____
City _____ State _____

Swimming is the favorite sport
of this vivid Park Avenue matron

Mrs. Ogden Hammond, Jr.
aboard S.S. Conte di Savoia

YOUNG Mrs. Hammond, daughter-in-law of the former Ambassador to Spain, is an international figure in the world of society. She was educated in Rome. Made her debut in New York. She is an enthusiastic traveler and swimmer. As she herself remarked, when photographed (right) at the Conte di Savoia pool: "I'm on board my favorite liner; I'm enjoying my favorite sport; I'm smoking my favorite cigarette—a Camel! So I'm happy. Camel's delicate flavor always tastes good, but especially so after a swim. Camels give my energy a cheering lift!"



These distinguished women
also prefer
Camel's mild, delicate taste:

- MISS JOAN BELMONT, *New York*
- MRS. NICHOLAS BIDDLE, *Philadelphia*
- MRS. POWELL CABOT, *Boston*
- MRS. THOMAS M. CARNEGIE, JR., *New York*
- MRS. J. GARDNER COOLIDGE 2nd, *Boston*
- MRS. ANTHONY J. DREXEL 3rd, *Philadelphia*
- MRS. CHISWELL DABNEY LANGHORNE, *Virginia*
- MRS. JASPER MORGAN, *New York*
- MRS. NICHOLAS G. PENNIMAN III, *Baltimore*
- MRS. JOHN W. ROCKEFELLER, JR., *New York*
- MRS. RUFUS PAINE SPALDING III, *Pasadena*
- MRS. LOUIS SWIFT, JR., *Chicago*

Copyright, 1937, R. J. Reynolds Tobacco Company, Winston-Salem, N. C.

Good digestion at sea too! Clear-skinned, radiant, Mrs. Ogden Hammond is a vision of charm and well-being. "Camels certainly help digestion," she says, adding, "I've smoked Camels for six years now, and they never get on my nerves." Throughout the dining rooms of the Conte di Savoia, Camels are much in evidence. Smoking Camels speeds the natural flow of digestive fluids—alkaline digestive fluids—so indispensable to mealtime comfort!

COSTLIER TOBACCOS—Camels are made from finer, MORE EXPENSIVE TOBACCOS...Turkish and Domestic...than any other popular brand



For Digestion's Sake... Smoke Camels