

The AMERICAN HOME 10¢



For January 1939



Swinging across the page, ready to swing on your towel bars, are Florals . . . Moderns . . . Textures . . . But the whole magazine isn't wide enough to show you all the variety of Cannon's new colors and patterns.



If your bedrooms are feminine in feeling, give the bath a Victorian flower-touch with this Cannon matched set of bath towel, face towel, wash cloth, bath mat. Many other matched sets to suit your bath in style and color-scheme.



"This is me and some other Bathing Beauties"

WHEN this little water-flower steps from the tub, she'll walk straight into the big warm welcome of a Cannon towel . . . a towel almost as pretty as she is!

There's never *been* a collection of Cannon towels so varied and smart as this season's series in Decorators' Colors. Not one but a

dozen ideas for brightening your bath will dance into mind the moment you see them.

And it's perfectly safe to buy Cannon towels "on looks." You know the name. And you know the *value*. Cannon makes so many towels (they're the world's largest manufacturer of household textiles) that they can

give newer ones and better ones all the from 25c to \$2.

● And we're constantly seeking new ideas. Have you suggestions for Cannon towels? Drop us a note we'll send you a handsome enlargement, suitable framing, of the bathing baby on this page. Ad Cannon Mills, Inc., Dept. A.H. 1, 70 Worth St. New York City.

EXTRA-GOOD NEWS! Cannon is making Pure Silk Hosiery for you. Full-fashioned, ringless, triply-inspected and sealed in the Cannon Cellophane Handy Pack. Each stocking permanently marked with thread-count and suggested use. You'll like it!

Cannon Towels

FROM CANNON MILLS: MAKERS OF CANNON TOWELS, SHEETS AND PURE SILK HOSIERY

In All Three Ways "Plymouth's Got It!"

GLAMOROUS NEW STYLING

Functional design! Smart, new streamline styling... with new built-in safety headlamps that give greater efficiency in road lighting. Luxurious interiors.


ENGINEERING FEATURES

- ★ Bigger... 114" Wheelbase
- ★ Perfected Remote Control Gear Shifting with New All-Silent Auto-Mesh Transmission
- ★ New High-Torque Engine Performance... New Economy
- ★ New Coil Springs of special Amola Steel.
- ★ "SafetySignal" Speedometer
- ★ New True-Steady Steering

NEW LOWER PRICES

Easy to own... your present car will probably represent a large proportion of Plymouth's low delivered price... balance in low monthly instalments.

MAJOR BOWES' AMATEUR HOUR, C. B. S. NETWORK, THURS., 9-10 P. M., E. S. T.



"SO BEAUTIFUL YOU WON'T BELIEVE
IT'S A LOW-PRICED CAR!"


THE NEW 1939 PLYMOUTH "De Luxe" Four-Door Touring Sedan. See your nearby Plymouth dealer today.

EASY TO BUY CONVENIENT TERMS

"Detroit delivered prices" include front and rear bumpers, bumper guards, spare wheel, tire and tube, foot control for headlight beam with indicator on instrument panel, ash-tray in front and rear, sun visor, safety glass and big trunk space (19.6 cubic feet). Plymouth "Roadking" models start at \$645; "De Luxe" models slightly higher. Prices include all federal taxes. Transportation and state, local taxes, if any, not included. See your Plymouth dealer for local delivered prices.



STANDARD EQUIPMENT on "De Luxe" at no extra cost—Perfected Remote Control Shifting with Auto-Mesh Transmission. New shifting ease.




A WONDERFUL new ride is the result of Plymouth's new Amola Steel Coil Springs... the finest front springing design in the industry.

ANYWAY you look at it—style, comfort, safety, performance or economy—Plymouth's got it! The value is *up*—yet the price is *down*!

And besides the many *new* advancements, Plymouth brings you Floating Power engine mountings, time-proven hydraulic brakes, a big, all-steel body, completely rust-proofed. PLYMOUTH DIVISION OF CHRYSLER CORPORATION, Detroit, Michigan.

PLYMOUTH BUILDS GREAT CARS

NEW "ROADKING"
NEW "DE LUXE"



AT THE FIRST SYMPTOM OF SORE THROAT LISTERINE-QUICK!



**Dangerous bacteria
reduced 96.7% on the average
even 15 minutes after gargling!**

7 Years of Research Reveals that users of Listerine Antiseptic had fewer and milder colds. Millions choose it over Harsh Internal Remedies

Millions now treat colds as acute local infections which many authorities claim them to be. They treat them with Listerine Antiseptic which, in tests, has shown a reduction of dangerous mouth bacteria for a period of several hours.

This method, as clinical evidence shows you, is amazingly effective in preventing colds—and in checking them, once they have started. Already it supplants harsh internal remedies that may weaken the system, upset the stomach.

Tests made during 7 years of research showed that those who gargled Listerine Antiseptic twice daily had fewer colds, milder colds, and colds of shorter duration than non-users. This

is a matter of record.

No other method and no other remedy that we know of can show clinical results as clear-cut as those achieved by Listerine Antiseptic.

The secret of this success, we believe, must be that Listerine Antiseptic kills millions of mouth-bred "secondary invaders" which complicate a cold. Listerine Antiseptic acts quickly, and without injury to the very delicate membrane. Even one hour after the Listerine Antiseptic gargle, tests showed germs reduced nearly 80% on the average.

Do not think for a moment that Listerine Antiseptic will always prevent or check a cold or sore throat. It will not. We do say, however, that the best clinical evidence indicates that if you gargle with Listerine Antiseptic, your chances of avoiding serious colds are excellent.


LAMBERT PHARMACAL CO.
St. Louis, Mo.



LISTERINE ANTISEPTIC FOR COLDS



Home of Mrs. M. J. O'Connor
Mt. Kisco, New York



Home of Mr. and Mrs. C. P. Pelham
Darien, Connecticut

CONTENTS

National Edition

JANUARY, 1939

VOL. XXI, No. 2

Cover Design* by Herbert E. Marsden	
A Decorator Lives in a Victorian House	Helen Perry Curtis 8
What 1939 Offers Garden Lovers	E. L. D. Seymour 12
Old Clocks	Lockwood Barr 14
Children Can Both Sleep and Play	W. and G. Elliott 16
If We Should Make a Garden	Betty Bell Brandt 18
Help for Last Minute Shoppers	19
That's a Subject for Fathers	Clara B. Dean 22
Backyard Living	23
Two Gay Parties for January Evenings	Elizabeth Allen 24
Portfolio of Successful Remodeling of Small Homes	25-39
Remodeling a Pennsylvania Farmhouse	26
The Remodeling of Rural Hill	Charles P. Pelham 27
Michigan Rejuvenation of a 60-Year-Old House	29
Here's a Real Achievement	Marianne S. Bulkley 30
Illinois Farmhouse Converted to Gentility	Margaret Veitch Young 31
"Willowbrook"	Catherine Tocher Bittermann 33
New York State Colonial Restored After 160 Years	35
Marlpit Hall	Charlotte Montgomery 37
Do I Need a Landscape Architect?	Frederick W. G. Peck 40
Hors d'Oeuvres	Jane Amberst 42
New Serving Dishes for Hors d'Oeuvres	43
My Husband Cooks with Atmosphere	Marion Holden Bemis 44
Homemade Candies: Plain and Fancy	45

*Reminiscent of the decorative decalcomanias used on New Year's calling cards—a gracious gesture of former years



Home of Mrs. E. A. Jacoby, Philadelphia, Pennsylvania



Home of Mr. and Mrs. Robert L. Smith, Putnam, Connecticut



Home of Mr. and Mrs. Jerry Yares, Elkhorn, Wisconsin

Mrs. JEAN AUSTIN, Editor

E. L. D. SEYMOUR, Horticultural Editor
CHARLOTTE E. CONWAY, Associate Editor
W. M. MEHLHORN, Building Inquiries
FRANK A. EATON, Art Director
JULIA BOURNE, Home Economist
MARY E. MONZE, Decorating Inquiries
Letters requesting information should be accompanied by a stamped, addressed envelope

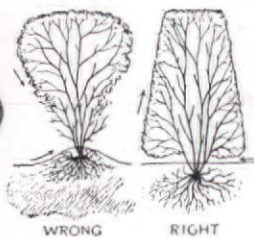
THE AMERICAN HOME, JANUARY, 1939, Vol. XXI, No. 2, Published monthly by the Country Life-American Home Corporation. W. H. Eaton, President-Treasurer, Henry L. Jones, Vice-President, Jean Austin, Secretary. Executive, Editorial and Advertising headquarters, 444 Madison Avenue, New York. Subscription Department, 251 Fourth Avenue, N. Y. Branches for advertising only: 248 Boylston Street, Boston, Mass.; 360 North Michigan Avenue, Chicago, Ill.; A. D. McKinney, 915 Olive St., St. Louis, Mo.; W. F. Coleman, Henry Building, Seattle, Wash.; W. F. Coleman, 485 California Street, San Francisco, Calif.; W. F. Coleman, 530 West 6th Street, Los Angeles, Calif. Copyright, 1938, by the Country Life-American Home Corporation. All rights reserved. Title registered in U. S. Patent Office. Subscription price \$1.00 a year—three years, \$2.00; foreign postage \$1.00 per year extra. Entered as second class matter December 31, 1935, at the Post Office at New York, N. Y., under act of Congress, March 3, 1879.



Packed With More Practical GARDEN INFORMATION

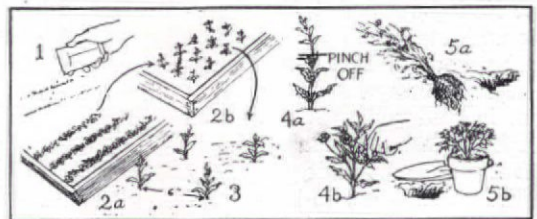
Than Any Other Volume Anywhere Near Its Price!

Here Are Just a Few of the 750 "How-to-Do-It" Pictures in the GARDEN ENCYCLOPEDIA:



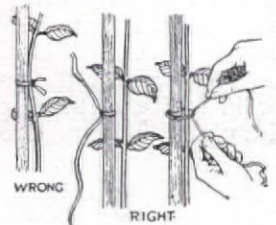
HEDGE CARE

Diagram at left is from the detailed article giving explicit directions for the treatment of hedges.



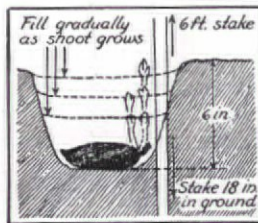
STEPS IN GROWING ANNUALS FOR SUMMER BLOOM

Diagram above (reduced in size) is one of many covering every plant, flower, shrub. Detailed instructions accompany every illustration in the book. At right is shown method of tying a plant to a stake.



HOW TO PLANT A DAHLIA TUBER

Full explanation in the text accompanies this remarkably clear diagram (much larger in book).



THE GARDEN ENCYCLOPEDIA

Written for the Climate, Soils, Seasons, Methods of All Parts of U. S. by American Experts

1400 PAGES • 750 PICTURES • 10,000 ARTICLES

AT LAST, a complete garden encyclopedia in ONE volume! Answers every question about your garden in simple, non-technical language, in convenient alphabetical arrangement that enables you to turn instantly to just the facts you want. No more need to search through dozens of incomplete books for information. Now every point that puzzles you is explained briefly, clearly, authoritatively in this one book. Its scope is amazing. It covers every problem of planning, planting, and caring for your garden. NEW from cover to cover and right up-to-date. Size of book 6 1/4 x 9 1/4 x 1 3/4 inches.

Save Money...SPECIAL **\$3.65**
PRE-SEASON PRICE

Examine a Copy Free

You may have this great GARDEN ENCYCLOPEDIA, with Garden Maps, free, at the special pre-season price of \$3.65. Price will go up to \$4 later. Send the coupon, with no money. The GARDEN ENCYCLOPEDIA, with the Gardening Maps, will be shipped prepaid. If not delighted, return it and owe nothing. If you keep it make a first payment of \$1.00 and pay balance at the rate of \$1.00 per month.

WM. H. WISE & CO., Publishers,
Dept. 791, 50 West 47th Street, New York, N. Y.

How to Grow Every Flower, Vegetable, Shrub.
How to Select the Best Kinds.
How, When and Where to Plant.
How to Plan a Garden for Beauty and Success.
How to Care for and Cultivate.
How, When and Where to Transplant.
How to Condition Soil and Fertilize.
How to Overcome Pests and Diseases.
How to Store Roots, Bulbs, etc., for Winter.
How to Prune, Disbud, etc.
How to Cultivate Indoor and Window Boxes.

Edited by E. L. D. SEYMOUR, B.S.A.

MAIL THIS COUPON NOW

WM. H. WISE & CO., Publishers. ★
Dept. 791, 50 West 47th Street, New York, N. Y.

I wish to examine without obligation or expense, one copy of The Garden Encyclopedia. Ship fully prepaid for one week's examination. I may return the book within one week and owe nothing. If I keep it I will send \$1.00 as my first payment and I will send \$1.00 each month until the special pre-season price of \$3.65 (plus a few cents postage) is paid.

The Gardening Maps of Growing Seasons are to be mine free in any case.
(If full cash accompanies order, book will be sent postage free. Same return privilege.)

Name.....

Address.....

City..... State.....

Check here if you want beautiful artcraft binding for \$1.00 extra.

EVERYTHING YOU NEED TO KNOW ABOUT ANYTHING YOU WANT TO GROW

Annual Flowers	Hedges
Easy to Grow Varieties	Lawns
Hard to Grow Varieties	Preparing Soil
Hardy Types	Rock Gardens
Half-Hardy Types	Water Gardens
Grouping	Evergreens
Germination Tables	Wild Flowers
Starting Indoors	Vegetables
Planting Dates	Pests
Transplanting	Diseases
Fertilizing	Hot Beds and Cold Frames
Cultivation	Succession Planting
Flowering Bulbs	Winter Storage
Roses	Transplanting
Flowering Shrubs	Pruning
Ornamental Vines	Tools
Fruit Trees	Fences and Walls
Berries	Cactus
	Greenhouses
	Grafting, etc.

Complete Pronouncing Guide

FREE GARDENING MAP OF GROWING SEASONS

Prepared from maps and data supplied by the United States Department of Agriculture

24x25 inches, produced in 6 beautiful water colors by the famous offset process. With four smaller maps, showing average number of planting days between Spring and Fall frosts, average annual precipitation and first snow-fall expectancies. It includes valuable quick reference tables on flower seed and vegetable seed, planting dates, distances, hardiness, propagation methods, fertilizer and spray mixture equivalents, spacing distances and use of ornamental shrubs. Table of insecticides and fungicides, and other useful information. Yours FREE with the Garden Encyclopedia.

geography. But perhaps Father does not work in a factory. He may still teach geography!

Father is a doctor. Air pressure, moisture content of the air, heat, cold, the effect of Earth on the human body—these he knows.

Father is a lawyer. He knows that laws originated in customs, and customs grew out of Man's need of adjustment to Man, and to Earth. He knows that the law of the agricultural community cannot be the law of the desert.

Father is a minister of the church. He knows the geography of Palestine; how that geography molded the religion that still uses symbols which were meaningful to a people who experienced heat and deserts and salt seas, who fed and clothed themselves with products of a semi-tropical country. He knows that Eskimos cannot understand the Twenty-third Psalm because they have never seen or known a shepherd, that men in cold countries cannot be taught to fear a hell that is hot!

But we cannot limit geography to life work alone; to know your geography is to know how to live, how to adjust yourself to Earth.

Father, turned geographer, will have a stimulating vacation when work is done. He will want to travel en famille. Eat clam chowder in Maine, soft-shell crab in Maryland, shrimp Creole in Louisiana. Buy maple sugar in



Jean Holloway

Fireplace in the Lake Brownwood, Texas, lodge of Dr. Ned Snyder

That's a subject for fathers!

[Continued from page 22]

Vermont, pottery in North Carolina, candlewick bedspreads in northern Georgia. Talk with farmers and miners and fishermen. Do all this thoughtfully, and study and talk to the child about it.

And because I use the word "geography," a word associated with school, Father may think he should wait until the child has taken up the study of that subject in school. As with most good things, it is never too soon to start. From the beginning a child must learn to run into the house

when he is caught in a shower, to play in the shade when the day is very hot. Of necessity he learns some practical lessons of adaptation to Earth.

Father can teach him more. He can take the youngster into the dark woods to stand with him on a man-made bridge above a stream that comes tumbling down of itself. He can tell of a stream that breaks rocks from mountains and grinds them into soil for valleys, the stream that once turned wheels for small lumber and grist mills and now leaps

—a roaring torrent—over a dam to store dynamos with power.

Such field trips with Father give the child the sensation he has when he sees the stars through a telescope and bits of the earth through a microscope. Far-away things come very close and small things, magnified, are no longer small. Through Father's eyes the child comes to see that the Earth is changing and he must be ready for change. That there are earthquakes here, landslides there, rivers trundling soil from mountains to the sea, oceans tearing down cliffs and building beaches. That drought is here and plenty there. He must dodge calamity and take advantage of those shifts of Earth that favor him; he must learn to make things of the spirit from dust.

Remember the story of Antaeus, a giant of Lybia? He wrestled with all the giants in the country and downed them because he drew fresh strength each time his feet touched Earth. He was conquered only when Hercules lifted him high above Earth and so plucked his strength.

It is like that with us in the cities. Like that with us and with our children. We have come to believe that adjustment to Man is all that matters. We need to touch Earth. The father who understands this will appoint himself teacher of geography.

FACTS FROM THE
4½-YEAR FEEDING
TESTS IN SWIFT'S
RESEARCH KENNELS

210

PUPPIES WEANED FROM MOTHER'S MILK DIRECT TO PARD.. all as healthy as this one!

Not one case of sickness due to dietary disturbance in four generations of dogs fed exclusively on Pard and water!

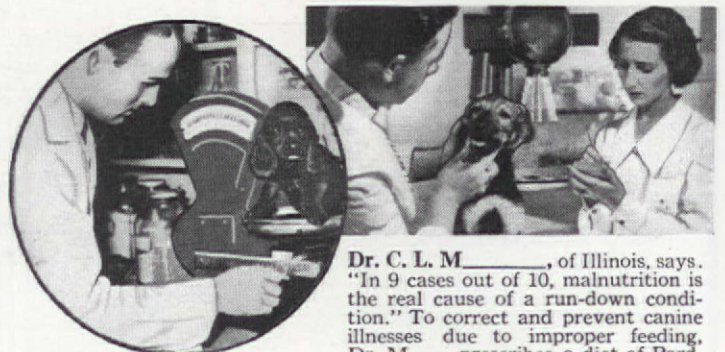
● Just a few weeks ago his only food was his mother's milk. Then, at weaning time, he was switched to an exclusive diet of Pard and water. Scientists began to record his daily weight gains... to examine him regularly for vitamin and mineral sufficiency.

Today, Swift Scientists make this prediction—based on their records of this and 209 other dogs whose early histories in the Swift

To guard against vitamin or mineral deficiencies, the fine meat food products in Pard are combined with seven other ingredients proved vital to canine health in hundreds of laboratory analyses by vigilant Swift Scientists

Nutritional Research Kennels have been identical: *As long as this dog remains on an exclusive diet of Pard and water he should never have a sick day due to digestive upsets!*

To keep your dog in thriving, vigorous health, keep him exclusively on Pard!




Dr. C. L. M., of Illinois, says. "In 9 cases out of 10, malnutrition is the real cause of a run-down condition." To correct and prevent canine illnesses due to improper feeding, Dr. M. prescribes a diet of Pard.



PARD

...SWIFT'S SCIENTIFICALLY BALANCED DOG FOOD



DE LUXE FORD V-8 FORDOR SEDAN

For 1939

TWO FORD CARS WITH WINNING WAYS

THE warm reception given the new Fords reflects the greater value built into them for 1939.

Each car is distinctive in design, yet each has something of the fine streamlining of the Lincoln-Zephyr—recognized style leader. Interior appointments are in keeping with outward beauty. Every detail is styled for good taste and good service. Both are big, roomy cars, equipped with hydraulic brakes and powered with the V-8 engine that gives so much extra smoothness.

New quiet has been built into every

part of these cars. Softer seats, flexible transverse springs, and big shock absorbers provide triple-cushioned comfort.

Both 1939 Ford cars express the forward-looking policy of the Ford Motor Company which combines progressive engineering with traditional Ford dependability and economy.

They are Ford-priced—great values at low prices. Both bring new meaning to the phrase, "The Quality Car in the Low-price Field."


Ford Motor Company, makers of Ford, Mercury, Lincoln-Zephyr and Lincoln motor cars

FORD FEATURES FOR 1939

ADVANCED STREAMLINING
NEWLY STYLED INTERIORS
V-TYPE 8-CYLINDER ENGINES*
HYDRAULIC BRAKES
SCIENTIFIC SOUNDPROOFING
TRIPLE-CUSHIONED COMFORT
ALL-STEEL BODIES
LOWER PRICES

*60 or 85 hp. in Ford, 85 hp. in De Luxe Ford

FORD-BUILT MEANS TOP VALUE



FORD V-8 TUDOR SEDAN



Rows of colorful books lend contrast to the simple Victorian fireplace which was painted to conform to the walls in the Curtis living room

Photographs by
F. M. DEMAREST



Another view of the living room, showing the book alcove

A DECORATOR LIVES IN A VICTORIAN HOUSE

The Summit, New Jersey, home of Mr. John Morrison Curtis

HELEN PERRY CURTIS

IN OUR halcyon honeymoon days my husband and I bought, figuratively if not literally, dozens of quaint New England cottages by the sea and Pennsylvania Dutch stone farmhouses with babbling brooks near by. There was probably not a Colonial mansion near any roadside between Maine and Virginia that we had not owned, remodeled, and furnished to our entire satisfaction, barring the fact, of course, that we never quite got around to buying any of them.

To our chagrin, the house we finally acquired dated back only to 1870 and was loaded with the lacework, pinnacles, and fancy gingerbread ornaments typical of that fearful and wonderful period of architecture. Its surrounding landscape included a sway-backed barn and a front-yard garden designed after the best railway station tradition, with a circular bed of cannas and salvia bordered with colored begonia leaves and a

cinder walk. Even the two glorious box trees which finally sold us the place left me unconvinced. But my husband, a decorator by profession and an optimist by nature, had the house completely remodeled, landscaped, and furnished (in his mind, of course) before we made the first payment.

We moved in, bag and baggage, and sat on a packing box to view what seemed at that particular moment our ill-advised purchase. The woodwork was almost black with repeated coats of walnut varnish. The living room walls were covered with brown and mustard-color striped paper. The fireplace was of marble (one of the strong selling points of our agent), but of marble mottled in green, red, and black. From the middle of a smoky circle in the ceiling hung a stark gas fixture. But that was not the worst. The kitchen was painted pea-green with milk-chocolate wainscoting; and we discovered

upon exploration that there were only three genuine and original closets in the house, although two or three others had been superficially applied at inappropriate places. Evidently our predecessors either had no clothes, or hung them from the chandeliers when not in use. Besides which, despair of decorators, there were cut-down ceilings in every bedroom, with picture moldings in startling places, and no two windows the same size or height from the floor.

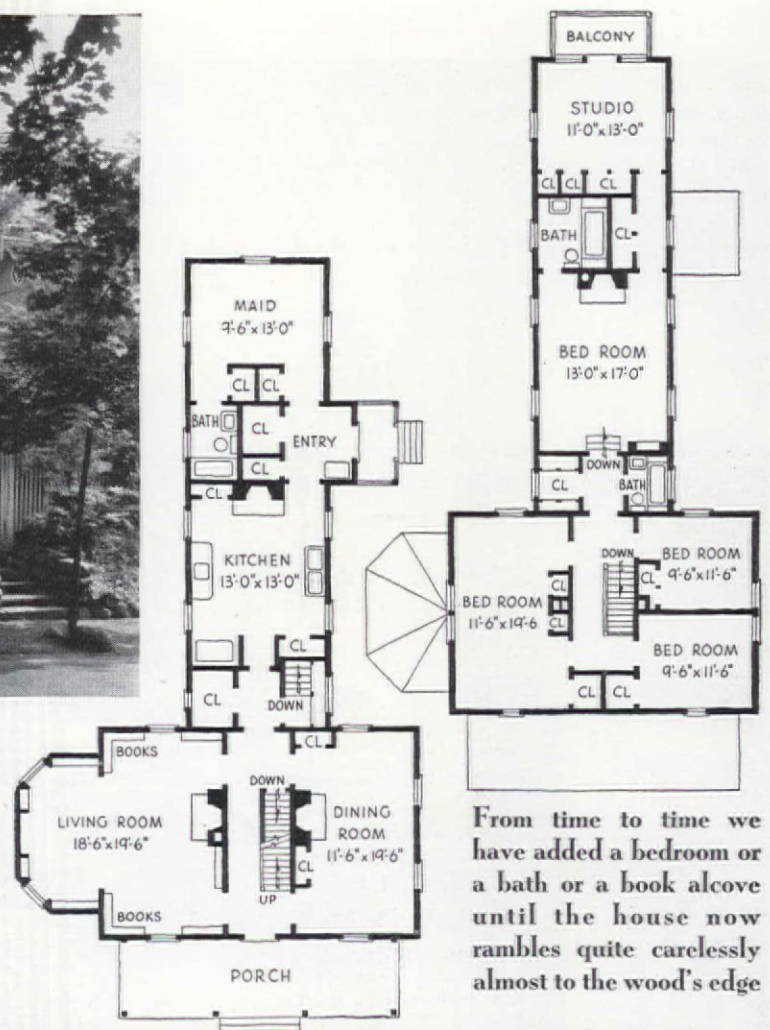
When we had mustered sufficient courage, we started with the outside of the house, having all detachable lacework and ornaments removed, and painting it white with blue shutters. The cannas and salvia we uprooted, laid a flagstone walk with perennial borders, built a white rail fence, and planted climbing roses and trees and shrubs, hoping soon to shut ourselves away from the street.

Indoors we had the gas fixtures extracted



and used candlelight, which we loved and visiting relatives hated, until we could afford to have the house wired for electricity. We had the paper stripped from the walls, the woodwork scraped, the picture moldings removed, a few bookcases built in, and the entire living room, walls and woodwork, including the mottled fireplace, painted a warm gray. The hall and dining room were a soft robin's-egg blue. Our ancestral furniture we distributed

Above, Victorian house screened from the street by fence and shrubbery. Below, peasant kitchen decorated with blue and green Spanish tiles and red chintz curtains, arranged for Sunday supper



From time to time we have added a bedroom or a bath or a book alcove until the house now rambles quite carelessly almost to the wood's edge



here and there, and arranged the books in the bookcases. Once more we sat down, this time upon a comfortable sofa, and looked critically upon our combined handiwork to see if it was good.

My decorator husband, his mind somewhat jaundiced by gazing all day at figured damask furniture covering and flowered chintzes, refused to consider either of these for his own living quarters. So for all our downstairs windows we planned simple ruffled curtains of unbleached muslin, with the upper half draped and the lower half made to pull across the windows at night. Against a background of a soft green rug, we used still softer green for chairs and sofa, for color the brilliant tapestry of our books, and for high lights, our pictures and accessories. In the dining room a Duncan Phyfe table, Hepplewhite chairs with seats covered in Chinese vermilion damask, crystal candelabra, a lovely



Chippendale mirror, and the silver service on the sideboard were quite perfect in their setting of robin's-egg blue.

Upstairs the problem was more difficult. By having the walls and ceilings and cut-down corners all papered with the same pastel-colored calico-print papers, and the woodwork painted to match, the problem became simpler. But the windows were still complicated. Some were high casement windows in dormers. Some were lie-down-on-your-stomach-and-look-out ones built beneath the cut-down ceilings. Only a few were really normal. Instead of trying to change them, we decided to make the most of them as they were, featuring rather than concealing their idiosyncrasies. One of the photographs shows a low window with the valance board built five inches

wide and used as a shelf, with candlesticks and a Satsuma vase upon it and a picture hung above it. Under the sloping green wall, a maple lyre table and a painted chair make a cozy writing corner.

Another photograph shows the treatment of a high dormer window and cut-down ceiling in our daughter's room. The paper is a warm peachy pink, sprinkled with gold stars. The bed is a small French one, painted in green and gray and covered with a mercerized damask spread of deeper shades of peach than the walls. Above it, and following the ceiling line, is a Directoire swag of peach-colored rayon voile, weighted with a fringe of crystal beads. Crystal beads also edge the curtain draped to one side over the casement window. Below the window a sampler hangs,

WHAT 1939 OFFERS


JUST as the annual output of books and movies is far greater than the most omniverous reader and the most ardent fan can hope to keep up with, so the production of new things in annual and perennial flowers, roses, shrubs, and other plant materials is well beyond the capacity of any average gardener to obtain and enjoy. It is too great to be analyzed in detail in any one article. Nevertheless, it is interesting to glance at even a few of the outstanding novelties that will be available this coming spring. And those who are in a position to try any of them will do well to get their orders in promptly, for the supplies sometimes run short during the first year or two of a plant's career.

Not so many years ago stock advice for home gardeners was to "stick to the standard, good old reliable varieties and let the professionals experiment with the rarities and novelties." Perhaps it was justified then, for amateur gardening was a cruder, more casual occupation; growers knew less about plant needs and how to meet them; seedsmen and dealers gave less attention to the accuracy of their statements and methods. The appearance of a new plant was more of a happy accident than a planned result, and there was no organized machinery for testing and appraising new varieties before they were offered to the gardening public.


The All-America Selections

Today conditions are better in all those respects and, while there are plenty of rare introductions for connoisseurs to enjoy, the term "novelty"

High awards for 1938 All-America novelty flowers were: Gold medal to Morning Glory Scarlett O'Hara (1), silver medals to Petunia Hollywood Star (2), Improved Giant Aster Early Blue (5), Hollyhock Indian Spring (4), and Phlox drummondii var. Salmon Glory (5)




1



4



3



5

The striking large-flowered hybrid Marigold Burpee's Red and Gold above and between its parent types, the French (left) and the African (right)

Left, part of a clump of the early flowering, super-hardy Chrysanthemum Dean Kay, developed in the Middle West. The apple-blossom pink flowers 2 inches across sometimes open in July

GARDEN LOVERS

has acquired a new meaning. Now it more often refers to plants which, although new and distinct, have nevertheless been sufficiently tested and approved by enough qualified judges to warrant their being made available at nominal prices to gardeners in all stages of experience and enthusiasm. Such testing and reporting is the main function of the All-America Selections Council, whose annual report calls attention to new flower and vegetable varieties which, listed in the current season's catalogues, are especially recommended.

For the first time in two years a gold medal has been awarded—to a rich red, or carmine, Morning Glory bearing the timely and appropriate name Scarlett O'Hara. Though not a rampant grower, the plant makes a good screen or cover, and the brilliant flowers begin to appear early, continue until frost, and are said to stay open longer each day than those of the ordinary Ipomoea. Silver medals go to four candidates: The annual Hollyhock Indian Spring, native to the West Indies but taken in hand and now introduced by a Holland seed firm; its semi-double blossoms in shades of pink are borne on stalks of convenient medium height. Next, the unusual pink Petunia Hollywood Star, of striking starlike shape, with slender leaves that add to a generally light and airy effect and make it valuable both in the garden and for indoor arrangements. Third, Salmon Glory, an improved annual (Drummond's) Phlox, with exceptionally large flower clusters and individual florets of rich salmon-pink with a large creamy eye. Last, a wilt-resistant, early blooming Giant China Aster, with five-inch flowers the clear color of whose long, interlacing petals matches and accounts for its name, Light Blue.

Five other flowers scored between forty and sixty points and were awarded bronze medals; they and the dozen selected vegetables are listed farther on.


The New Red and Gold Marigolds

Here tribute must be paid to the latest—and probably the most remarkable—result of Mr. David Burpee's intensive work in marigold breeding. The

[Please turn to page 60]



Exhibited at eight 1958 dahlia shows, Lois Walcher won six American Home Achievement Medals besides two certificates of merit—a record unprecedented in dahlia annals. The petals are deep amaranth to pansy purple, uniformly tipped with clear white. It originated in Ohio




Above, McGredy's Sunset, another superior Irish introduction that glows like its name. Right, Smiles, a salmon-pink Floribunda Rose, left us by the late J. H. Nicolas

Photographs by All-America Selections, J. Horace McFarland Co., H. Roy Mosnat, W. D. Brownell, R. L. Walcher, Jackson and Perkins




Above, the Hybrid Tea Golden State, official Rose of the San Francisco Exposition and thrice a gold medal winner

Below, Lily Pons, a new Brownell "sub-zero" Hybrid Tea. The pure yellow center shades to white. Fragrant and lasting



LOCKWOOD
BARR



Hitherto unknown data concerning early clockmakers of Bristol, Connecticut, is being compiled. When completed this history, together with the pictures of more than 200 early Bristol clocks, will be presented to the Library of Yale University by the sponsor of this research—the E. Ingraham Co. of Bristol. This resumé of clockmaking in Bristol is taken by Mr. Barr from his own research

Steeple clock having 8-day brass works, a coiled steel spring. Brewster & Ingraham

and famous scroll-and-pillar case set a pattern to copy, the actual commercial success was forwarded by the discovery by the Bristol clockmaker, Gideon Roberts (d. 1813), of mass production methods which enabled craftsmen to manufacture thousands of clocks with great rapidity. Probably by 1782, Gideon Roberts had ceased making by hand one clock movement at a time and developed a system of turning out with crude machines a large number of identical wheels and other parts which were therefore interchangeable and could



for Grandfather to wind through the New Year

ROMANCE envelops the history of clock-making abroad, but how many Americans are aware of our own town of clockmakers, Bristol, Connecticut, where from the time of the Revolution through the Civil War nearly two hundred clock-building firms plied their ingenious trade.

Inventors, manufacturers, casemakers, and distributors gathered there to produce and send clocks all over the United States and even to England, where, just prior to the Civil War, the American trade surpassed that of the British product. Old clocks from Bristol have a wide acquaintance, and it is a pleasure to present a group of them, with facts about them, and their makers, all of which may help you to identify your own, or at least to become better acquainted.


Clocks are familiar and animated personalities. Through their constant industry and integrity they keep us on time. The considerate owner expresses gratitude by glances of admiration at the clock's face and figure, keeps its eight-day or thirty-hour movement functioning by winding up the weights, and looks after repairs if necessary. But many people do not really know the works of their clocks, yet certainly it is the rhythmic tick-tock of a clock which discloses the important source for investigation if an authentic appraisal of any delightful time-keeping instrument in the family is desired. That is why we do not hesitate to talk about the "in-nards" of clocks in preference to the style of the cases, for these may harbor new works instead of the original movements, and small son is right in making some personal investigations to find out exactly what makes a clock go.

American shelf clocks have a history all their own. They did not appear until around 1800. The mechanism of the Connecticut shelf clock took the form of a thirty-hour wooden movement, driven by weights, in contrast to


the coiled spring power used in the English bracket clocks manufactured since a century earlier and made possible through a secret process of tempering. For tall clocks Americans and Europeans alike produced comparable fine cast brass eight-day movements run by weights, as well as thirty-hour wooden ones (entirely of wood except the escape wheel, verge, and pinions). Therefore, when Eli

be assembled into a large group of movements. These thirty-hour wooden movements for tall clocks were distributed all over New York State, Pennsylvania, and throughout the South, where headquarters were maintained in Richmond, Virginia.

Furnished thus with a popular shelf clock and factory-assembly technique, Bristol as a center of industry attracted many skilled clockmakers who had served apprenticeship in other towns and villages. It was like the




A mirror-frame clock; 30-hour rolled brass works by Jerome, Gilbert, Grant & Co. Right: A wagon spring 8-day clock by Joseph Ives



Terry of near-by Plymouth, Connecticut, invented the thirty-hour wooden movement shelf clock, patented 1816, to retail for about fifteen dollars, Bristol clockmakers knew they had something. Terry's problem had consisted of cutting down the friction inside the movement so that the small cast-iron weights falling less than twenty inches would drive the time and strike train for thirty hours. Although the Terry clock in its movement

A handsome Mitchell & Atkins clock with 30-hour wood movement has turned half-columns and carved finials



fever of a gold rush; it looked like easy money, and artisans who had no clockmaking experience, went into the business, buying movements or parts, building cases, and selling completed clocks under their own labels. Every small abode and farmhouse favored these "Terry style clocks," and certainly today collectors find them delightful items, although they are not to be valued as the antique clock of the eighteenth century, or expensive clocks of the post-revolutionary era.

Gideon Roberts' sons continued to develop the Bristol clockmaking industry which their father had started, and among others who found the location favorable for enterprise were Chauncey Boardman, Thomas Barnes, Jr., the six famous Ives brothers (Joseph Ives is probably the best known), and Chauncey Jerome. Jerome was originally a carpenter and cabinetmaker working for Eli Terry, but in 1822 he moved to Bristol and there began to make clocks, becoming a dominant factor in the industry, being the head of several partnerships built around his name.

Ephraim Downs moved to Bristol in 1825, having learned clockmaking under the Harrisons of Waterbury, makers of tall clocks with wooden movements. He had worked with the great triumvirate of Eli Terry, Seth Thomas, and Silas Hoadley. Even Samuel Terry, who after having been in partnership with his brother the famous Eli, took up residence in Bristol in 1829, where he and his sons were principals in Bristol clockmaking firms bearing their names until the early 'Fifties, sending Terry clocks all over. Thousands of clocks were manufactured in

Bristol and distributed throughout the country by means of Yankee peddlers. All over the country people bought shelf clocks calculated to please by the variety of cases with their scrolls, turned columns, carved feet, eagle crests, and painted glass fronts. Wrote an English scientist traveling through the Middle West in the early part of the century: "In Kentucky, Indiana, Illinois, Missouri, and here in every dell in Arkansas, and in every cabin where there was not even a chair to sit on there was sure to be a Connecticut clock."

The Yankee clock peddler is entitled to a large part of the credit for the transition of clockmaking in Bristol from a small business to a real industry, as is humorously rendered in T. C. Haliburton's "The Clockmaker; or the Sayings and Doings of Samuel Slick of Slickville," published in 1836. The complicated system of barter which was their basis of economy, is perhaps best comprehended through knowing some of the machinations of their "boss," George Mitchell, perhaps the most picturesque character of those early Bristol days.

Inheriting a mercantile business from his father, Mitchell became a promoter, real estate operator, and was the head of many firms bearing his name which made or sold clocks. He is credited with having attracted to Bristol, many of those who actively engaged in the manufacture of clocks. To the aforementioned Chauncey Jerome, he sold a large tract of land with "good house and barns for two hundred fourteen clocks." Mitchell was fond of this type of trade, which doubtless explains certain clock labels:

[Please turn to page 53]



In English "lancet" style is this clock with heavy moldings, a painted wreath on door. 8-day brass movement. E. C. Brewster



I.

II.



V.

I. Well proportioned and sturdy is this clock with two tiers of columns. Movement 8-day brass. C. & N. Jerome

II. A beautifully carved, three-section Empire case holds 8-day brass works. Note marine battle. By Birge, Case & Co.

III. This steeple clock is furnished with an Ives patented 8-day wagon spring housed in the base. Birge & Fuller

IV. An intriguing damsel adorns this elegantly carved clock with 8-day wooden movement. From Atkins & Downs

V. Victorian is the Gothic arch clock with rippled molding and steeples. Coiled spring drive. Brewster & Ingraham



IV.

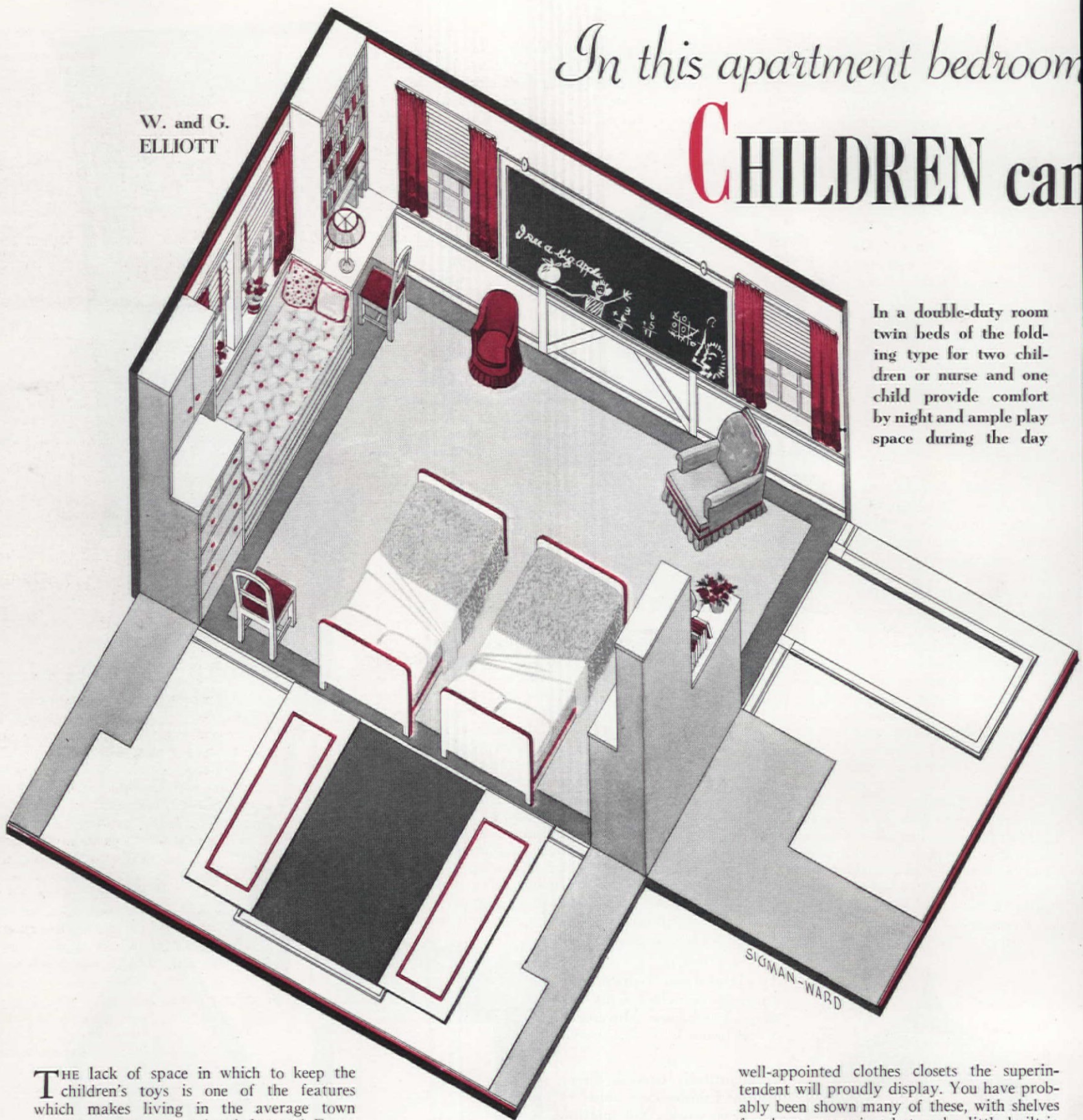


III.

W. and G.
ELLIOTT

In this apartment bedroom **C**HILDREN can

In a double-duty room twin beds of the folding type for two children or nurse and one child provide comfort by night and ample play space during the day



THE lack of space in which to keep the children's toys is one of the features which makes living in the average town apartment seem cramped and cluttered. Every horizontal space in the children's room is forced into service, and even an approach to the adage of "a place for everything and everything in its place" seems utterly hopeless. There just is no place. All the things, which in the country are portioned out between the nursery, the playroom, the porch, and the attic, must be jammed into one room and one toy closet, generally boasting nothing more helpful to us than a few hooks, a clothes rod, and perhaps one or two shelves.

In these days when every possible economy is being practiced, the question of what toys to get for our children and how to care for these toys is an important one. Proper educational toys cannot be looked upon as unnecessary; on the other hand non-durable ones

designed to give only temporary amusement are now less desirable than ever. Only toys which are worth saving should be chosen. This is useless to attempt unless we have adequate well-devised space in which to keep the toys we buy, and unless we take the time and trouble to train the children to take care of them. This does not mean shoving them all together into the toy closet, but keeping them separate, saving the boxes in which the more delicate ones are packed, and allowing time to do it carefully. All this would be very much easier to do, if we could have well-devised toy and games closets in our nurseries and playrooms.

On your next apartment-hunting trip, contrast this average toy closet with the spacious

well-appointed clothes closets the superintendent will proudly display. You have probably been shown many of these, with shelves for shoes, convenient hat racks, little built-in chests of drawers and cedar compartments, etc. They are very pleasant to move your things into, but would not an equally well-planned toy closet also add a great deal to comfortable living? A carpenter and plans of your own can do much with the closets provided, but if in the first place ideal ones were designed and already built in, it would simplify the problem.

Most closets have one or two widely spaced shelves already installed at the top. These are very useful places in which to store toys that are not in constant demand, but do not help us with the things the children want to take in and out every day. To do away with the big toys is the first thing—the ones that usually clutter up the middle of the toy

A generous-size closet can be so well planned and equipped as to accommodate all the toys and games as well as the child's clothes

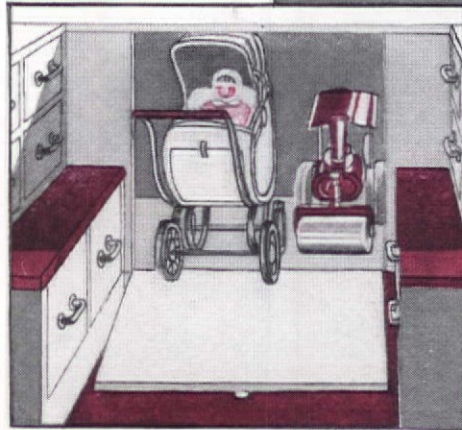
both sleep and play

closet and peep out at us from under beds, collecting dust and making the day for thorough cleaning almost as confused as moving day. Across the back of the toy closet there should be a deep shelf, a foot or more high, with a cupboard underneath it in which to store these larger toys, trucks, fire engines, automobiles, etc., with movable partitions to allow the right spacing to keep each one separate. The door of the cupboard should open downward and have the top edge graded so that, when open, it would form a runway on which these wheeling toys could be moved in and out with ease.

Next there should be some provision made for the long thin toys, guns, hockey sticks, brooms, and parasols, that will not stay propped up in corners, but come tumbling down like jackstraws whenever we try to take one out. Attached about three feet above this floor shelf, at the back of the closet, there should be a rack much like a cane rack, which with the aid of the shelf would hold these toys separate and upright against the wall.

On either side of the closet, in the space corresponding to that occupied by the floor cupboard at the back, there should be big deep drawers. These can be used for keeping tools or train tracks, which are apt to slide down from open shelves, and also for packing away dolls' clothes, or for fancy dress and play costumes. A great many of the children's things are now provided for, and there is still at our disposal the space on either side of the closet, between the storage shelves at the top, and these useful deep drawers at the bottom. Part of this space should be devoted to other shelves designed for the toys that are to be kept in their boxes, games, etc. These may of course be

A deep shelf at one end with large cupboard underneath provides space for doll carriage, fire truck, and other large toys. The door opens downward to form a runway



S-W-

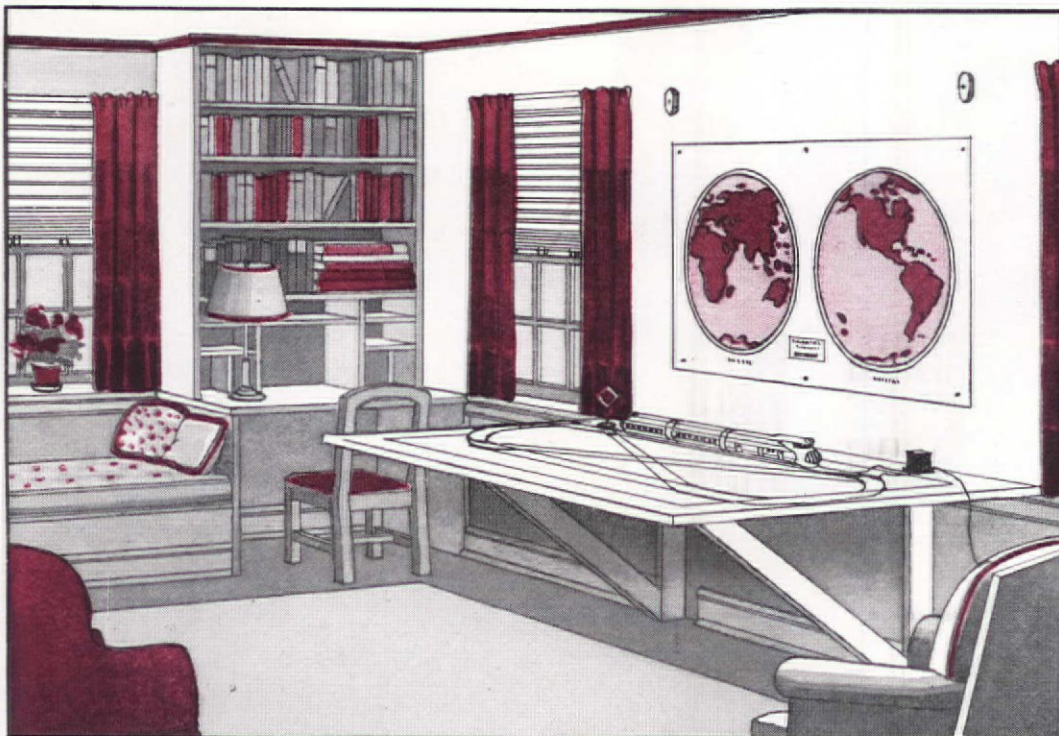
just like the usual plain bookshelves, but they are rendered more serviceable if they are given a slight downward slant at the inner edges toward the wall, as this obviates the danger of having the top boxes spill, when the children try to slip out those underneath. Storing boxes in this way, with labels pasted on the outer sides, makes them easily accessible. Some of these shelves, the deeper ones,

should be equipped with grooves into which thin upright wooden partitions can be fitted at the desired distances. In this way compartments can be made in which to keep train cars and engines, or sets of toy china and housekeeping toys, separately and without fear of breaking. If we add a few rows of small drawers on either side, we have a convenient place for sets of soldiers or knights, or the little families for the doll's house, and the smaller toys in general—those whose value in the child's mind is so quickly lessened if they are not tenderly treasured. The top of one of these chests of drawers can be outfitted with a vise and made to serve as a work bench if desired. If the closet is provided with a light which the children can turn on and off themselves, there will not be so many calls for our help when they go to select their playthings.

This arrangement presupposes a fairly large closet, but in most apartments nowadays the closets are apt to be large. The space is there, but it is not utilized. Even when there is only one closet for clothes and toys, the one we have described can be made to do for both. The useful clothes pole can still remain across the closet. A partition in the bottom cupboard can be set aside for rubbers and galoshes, one of the shelves for hats, and a shoe rack or shoe bag added on the inner side of the door.


If apartment builders and architects could include in their plans closets similar to the one described, in at least some of the apartments in each building, it would materially aid families with children to live in an atmosphere of order, seldom achieved at present, without depriving the children of many

[Please turn to page 49]



The need of a large table might well be filled by one which folds up against the wall when not in use. The underside is a blackboard, and a map decorates the wall when the table is being used

IF WE SHOULD MAKE A GARDEN



Dr. Croy, from Black Star

"It seems to me (who knows nothing about it) that gardening is almost a sacred responsibility, not to be undertaken without a great deal of thought and love, and a little awe"

BETTY BELL BRANDT

LIKE the infuriating amateur critics of art who say, "I know nothing about art. I only know what I like," I, who know nothing about gardens, am presuming to write a critical treatise about them. I own no land and the principles of cultivation are mysteries to me. While, in my inexperience, I imagine the creation of a living picture to be fascinating work, actually, if confronted with a spade, I might be not only incapable, but quite bored. However, there is this to be said in my defense: I am a conscientious connoisseur of gardens. Critics are seldom creators, and with this justification, I mean to advise how a garden ought to be planned.

Because I have no garden, I envy everyone with a patch of land large enough to cultivate a geranium. Perhaps, for this reason also, it seems to me that gardening is almost a sacred responsibility, not to be undertaken without a great deal of thought and love, and a little awe. In the last few years gardening simply for decoration has become the hobby of more and more people. Great areas have been dug up in back yards and great quantities of flowers have been planted therein. Large estates, more elegantly formal, have massed trees and bushes and have created labyrinths of vivid flower beds, and it all displays how many men and what large amounts of money are needed to maintain so much. Where money and land are unlimited, it is a rare landscape architect who can resist burdening his client with trite, conventionally cluttered design. Yet it is the trained architect who ought to be relied upon to supply the taste and individuality which his client lacks.

But I am not here concerned with large estates and their problems. In the yards of smaller homes where the designer is the owner, and the gardener is a laborer, gardening is certain to be more fun, and fun should be the alpha and omega of this hobby anyway. There is also a much greater opportunity for beauty and effect. The artist recognizes the advantage in small space where the eye is satisfied with a single, unified impression. Unfortunately, the average small garden falls short of its aesthetic possibilities through these three faults: profusion, imitation, and utility.


By profusion I mean that common tendency to buy too much of too many varieties. There is an eagerness to fill space, to create the impression of fertility, of riotous color, of large masses. The garden catalogues, which I read as studiously as anyone, are partly to blame for this confusion in today's flower gardening. It is hard to resist something like this: "Brand New Giant So-and-So. Flaming Crimson to Molten Gold. Colossal Blooms all Summer!" Then there are the tasteless and ordinary numbered flower maps in these books. You can (at least, not long ago you could) even buy life-size paper plans to lay over your ground, and all you have to do is drop seeds from numbered packages through correspondingly numbered holes in the paper and you have a made-to-order garden! This seems to me to represent the depths of modern standardization.

By imitation I mean that creative thought is often submerged by visual habit. We take it for granted that pines or spruces encircle front doors; that clipped barberry hedges define driveways; that sweet alyssum borders flower beds. Similarly geraniums fill window boxes; pansies or petunias are "in fashion"; tulips are as inevitable as spring. Not that all these gardening habits are not lovely; they are, but their beauty is no longer fresh. They are not seen as vividly as they deserve, for percep-

[Please turn to page 63]

HERE'S HELP FOR LAST MINUTE SHOPPERS

FLASHLIGHTS in assorted sizes (1) for assorted uses, singly or en masse, are welcomed by any family, man and boy, from Hammacher Schlemmer from \$1 to \$5. (2) For young sculptors blocks of soap, tools, and picture models. Boys with a scientific bent will like the Chemcraft or Western Union set. The Rocket Skate is big racing news. R. H. Macy & Co., from 47 cents to \$2.94. (3) Fine etchings, this one by Lucioni, are presents always, Associated American Artists, \$5. (4) Musical chimes replace the old-fashioned doorbell, Rittenhouse, \$8.00. (5) A more beautiful gift than sterling does not exist, Watson & Co., \$17.25. (6) Old print mounted on a tin tray makes a different coffee table, Diamant, \$28. (7) New England Sea Crafter's glass seine balls, \$1.25 (West Coast \$1.50). (8) Kensington's "neatest trick," a bill fold that brings order to your purse, \$3. (9) Men's businesslike bath sheet \$6.75 and a friction towel, \$1.75. McGibbon, big bath soap \$1.50, and superior shave mug \$1 with a fine spicy scent, Shulton, and the famous shaving luxuries of Lenthéric, \$1 each. (10) Buffet supper trimmings, silver lace mats and colored napkins, both paper, from Dennison. The simplest of hurricane candles, Pitt Petri, and floral tray cloths by Mossé, from 15 cents to \$8.95. (11) The complete works for a very young artist, from Abercrombie & Fitch, \$15. (12) Decorated beverage glasses, W. & J. Sloane, \$12 per dozen. (13) Candles that neither drip nor bend are a real boon, Lewis & Conger, 95 cents for six. (14) Mesh




3.


2.

6.

8.



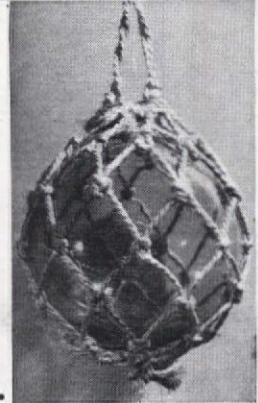
F. M. Demarest



4.



5.



7.




9.

10.



fire screen that you can move easily, Bennett Fireplace Co., \$12 to \$20 depending on style. (15) Ideas for flower lovers, "Creative Flower Arrangement." Biddle and Blom, Doubleday Doran, \$2. (16) The house as well as the family would thank you for a table as nice as this mahogany one from Imperial. (17) Or more informally this maple gem from Irwin's. (18) For a modern room Heywood Wakefield's lovely blonde one. Tables from \$20 to \$35. (19) Reproduction Grandfather clock of distinction and accuracy, Colonial Mfg. Co., from \$250 to \$448. (20) Luxuries in all but price: old Spice sachet in a pin cushion box, a lovely Wedgwood jewel box, exquisitely marked handkerchief (thirty-four names on hand at Leron), a non-leaking scarlet leather compact and matching comb from Peck & Peck, from \$1 to \$3. (21) A garden apron that is big enough, complete with knee pad, Lewis & Conger, \$3.75. (22) Sensible and authoritative book on flower arrangement, called "Flowers East—West," J. Gregory Conway, Knopf, \$5. (23) Lovely colors for your breakfast table by Vernon Early California Pottery, \$14.95. (24) All for gardeners—old beer

11.




12.



13.

14.



15.

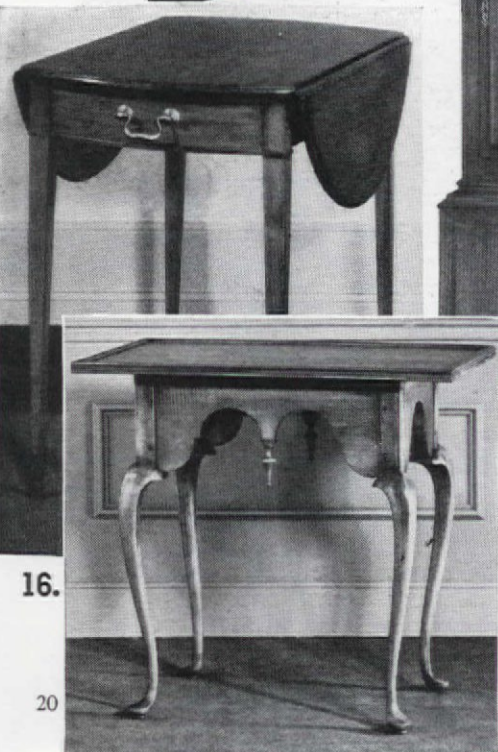


21.



F. M. Demarest

16.



22.

19.



18.

20.




20




23.

glasses from James Amster make excellent vases for short-stemmed flowers, \$1.25. Prickly flower holders that really hold, from Pitt Petri, \$3. The F.T.D. will deliver these and many other little potted plants for your last minute Merry Christmas, from 10 cents to \$10. (25) Unusual, charming flower container with a circular mirror back that hangs on the wall, Chase Brass & Copper Co., \$1. (26) Two gay, white, striped decanters, Macy, a grand iced tea or coffee bottle with a separate ice container; a pottery bell, Bonwit's, Princeton cloth from the university series by McGibbon, \$1.25 to \$6.50. (27) The G-E sunlamp for that Miami tan, \$74.50. (28) Set of Pequot sheets and cases with colored borders, \$3.95. (29) The Toast-O-La-

[Please turn to page 64]




29.



30.

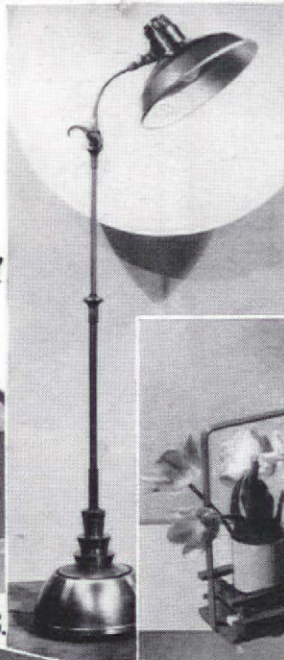
F. M. Demarest



33.



25.



28.



31.



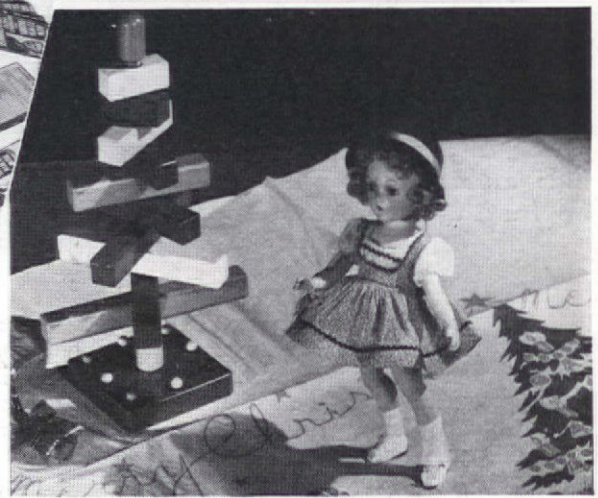
24.




26.



32.




34.



THAT'S A SUBJECT FOR FATHERS!

CLARA B. DEAN

Walks through the woods with Father, watching the small fish dart about in the shallow stream and making friends with timid little animals—these will be lasting memories



William Kistler
It is never too soon for a child to observe the fascinating behavior of Nature

THE social conditioning of the young has always been Mother's responsibility. Now, when small families, small houses, and gadgets have given Mother leisure to study man and his works, she has made herself master of the social sciences. She has been practical too; not willing to stop with theories about Man's relation to Man, she has diligently taught her Jimmy to be neighborly with the boy next door.

Father realizes Mother's adequacy and keeps hands off. Let Mother take the lead—well, at least until the youngster is old enough to understand a few of the things that Father would like to tell him.

But geography. Now *that* is a subject for Father!

The new geography is a subject for any man. The fisherman who throws his line where the pools are deep. The explorer who wears a fur parka in Alaska and a pith helmet in Arabia. The engineer who climbs a mountain with a spiral road. The aviator who studies a weather map before he takes off in an airplane. The man who builds a house of native stone. The laborer who sleeps through the hours of darkness and wakes to daylight. The farmer who fills gullies with brush. These men are making their adjustments to Earth; they know that they are dependent on Earth (air, water, and earth) and they may force Earth to serve them. That is geography.

That isn't geography as you knew it, is it? Not what it was in our day. The new geography is a study of relationships. Relationships that are just as important as those of Man to Man—the relationships of Life to Earth. Life—man, animal, vegetable, and Earth—air, water, and earth, and the thousands of adjustments each requires of the other. It is a very tangible and practical method.

When our population was rural, geography came without study. Relationships thrust themselves upon a farmer who plowed an earth that was stubborn or yielding. Young boys helped with the plowing. They knew what rain and sun could do for the corn. Soil and climate made the corn, and a man must plow and harvest—plow when the soil was ready for plowing and harvest what Earth and Man, between them, had made. Without talk the child on the farm learned how to get along on an Earth that sometimes took him headlong into harvest, but often gave meager grain for all his labor.

Children in town have little punishment from the weather; corn comes in cans, or perhaps from stalls on the market; patches of earth about their homes grow only grass and flowers and there is no hunger when grass and flowers suffer for a season. What does a city child need to know about geography? Just this—this is his Earth; from it he must make his living; working with Earth he may create Life. It was so yesterday; it is so now—and so it ever shall be, till the end of Time!

No matter what Father's business he is dependent on geog-


raphy. Father knows those things about Life and Earth and their inter-relationships that a child will need to know. Father is a giant doing things the youngster reads about in geography books. Geography comes alive for Father.

Oh yes, the child will study geography in school. The teacher will do his best with text and maps and various projects. But without Father's help the child will not be prepared to adjust himself as he must when he goes out to win a living and a good life from Earth. The teacher may have the broad view of the relationships, but Father can make geography come alive.

Father works in a factory that makes use of imported raw materials and has world markets. A thick geography text could not give a child the understanding of his world that a talk with Father about that factory could give him. Why are these raw materials not produced at home? Why do other people want what we manufacture? Why is this factory placed here in our town when we have to import raw materials and ship our products around the earth? From his talk with Father the youngster begins to understand his dependence on climate and soil, on rivers and oceans that carry raw produce to the factory and manufactured articles to other lands.

I have said a talk with Father. Better an opportunity to know the factory. And better still, a job. To hear, to see, to work with the hands—to *know*. Father needed the boy on the farm; and the boy needed the farm. Father may not need the boy in the factory; but the boy needs the factory! He needs to learn what he may learn there of

[Please turn to page 6]



Starting with the lawn, this lovely spot was created in an area 55 by 24 ft. (leaving 15 ft. beyond the wall for service needs) for only \$215, which included the plants and the plan made by the landscape architect who also designed the cast stone fountain head, the bowl, and the moulding around the panel shown in the photograph below

BACKYARD LIVING

Plan and sketch by

GEORGE A. KERN, Landscape Architect

Much of the charm of this plan—not to mention its economy—lies in its simple lines

TURNING a disused, barren backyard into an outdoor living room is one of the things most of us dream of doing at one time or another. Not only are we tempted by the idea of a new center for entertaining and relaxation, but our sense of thrift is gratified by the utilization of property rights hitherto neglected. To those deterred from realizing their ambitions by fear of the cost, or by the belief that their particular bits of land are too small to be worth bothering with, this made-over backyard in Los Angeles may serve as an encouraging example. It is a completed reality, as attractive as the sketch suggests.

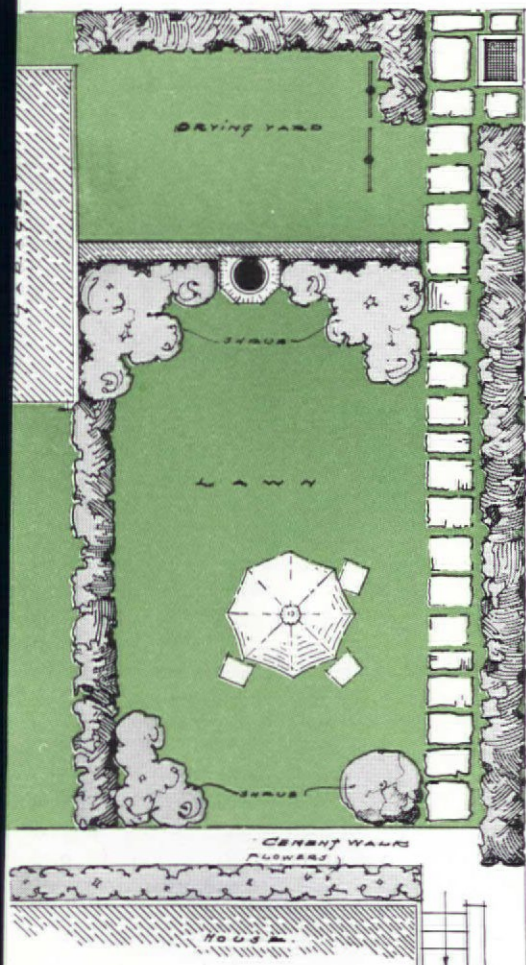
This piece of ground was only forty-six feet long, from the walk across the back of the house to the rear property line, and twenty-four feet wide, from the garage on one side to the boundary fence on the other. Of this, thirteen feet across the back of the lot was cut off for a drying yard and incinerator, leaving an area thirty-three by twenty-four feet in size for the living portion. No larger than many an indoor living room, this space is still large enough to serve many pleasant purposes.

The total cost of remodeling was \$215. This included the fee of the landscape architect, whom the owner consulted in the belief that the smaller the garden the more difficult it is to develop it intelligently, especially if the expenditure must be limited. The first consideration was to provide walls and hedges, for the sake of privacy and to shut out undesirable views. The major item of expense was the wall across the back, built of brick and whitewashed; this serves the double purpose of concealing the laundry yard and furnishing a decorative background for the gar-



den. In its center a wall fountain, with a cast stone bowl to catch the dripping water, gives a focus of interest on a scale well proportioned to the area. The free-standing bowl is small enough to be emptied easily by hand, cleaned out and refilled with a hose, so no supply or drain pipes are needed. The water in the fountain head is turned on and off by a faucet.

The lawn was already established, so the added planting consisted of hedges of Monterey cypress along the two sides to shut out the motor court and the boundary fence, shrubs to soften the corners, and flowers wherever there was room to tuck them in. The color scheme of the planting was largely determined by the brilliant cerise flowers of a Crimson Lake bougainvillea which was placed against the wall because of the striking splash of color it makes in contrast with



Two Gay Parties for January Evenings

Candid Camera Party — Trailer Travelogue Party

CANDIDLY speaking, the candid camera party will be one of the peppiest parties of the year. The idea lends itself perfectly to the kind of evening a hostess loves—when the guests take things into their own hands! One look at the various costumes and the last shred of formality will disappear into thin air. Everybody loves to feel just a bit daring, and what offers more opportunity than a candid camera! The possibilities for a good time are so limitless that such a party is bound to be remembered—and frequently talked over—as the high-spot of the season.

Invitation:

Please dress the way you *might* have looked

When this invitation came

If a CANDID CAMERA had been around

To record it all for fame

For this party is "strictly informal"

As you'll find out on this date

So plan to be here at — o'clock

To help us celebrate.


Date

Place

Decorations: Have the entrance hall dark except for a spotlight shining on the front door. Someone should be stationed inside with a camera and pretend to photograph each guest as he or she enters. The camera needn't hold a film, but the "click" will make the guest feel that he is really being snapped. Angle shots, particularly from the floor, usually provoke laughter. The photographer will hand each guest a card reading, "A beautiful picture of you has just been taken. For further DEVELOPMENTS present this card at our Living Room Studio."

The living room: Collect as many cameras as possible and place them around the room so that they point at the guests from all angles. A few automatic timers will cause the cameras to "click" unexpectedly, thus startling the guests and adding an authentic touch to the setting. Of course the cameras won't be loaded but the guests needn't know it.

At one end of the room have a booth set up marked "Studio." Instead of the old-fashioned photographer's scene of Niagara Falls as a background, draw on a sheet, a full-size picture of a nightshirt and another of an old-fashioned nightgown and ruffled cap, cutting above each holes large enough for a head to go through, and also holes at the sides for the arms. A camera should be set up in front of this, ready to take pictures. An ordinary electric light bulb can be used, or a "photo flood" lamp. The guests may take turns being photographed, but first they must present the card they received at the door. In return for this, the men will receive a picture (cut from an advertisement) of a man in shorts, pajamas, or some



Sketches by L. Soderston

ELIZABETH ALLEN

other intimate costume, and the ladies will be revealed in a nightgown, slip, corset, bath, etc. The choice is up to the hostess!

After the guests have had time enough to be snapped and to comment upon the various costumes, the hostess will ask everyone to be seated. The party is now in full swing and it is time for games!

Games: 1. "IT'S A SNAP!"

Place a piece of white cord, about ten feet long, down the center of the living room floor. Give one of the guests a pair of opera glasses (or field glasses). Tell him to look through the wrong end of the glasses, spot the string and walk along it in a straight line. The string will seem miles away and the results will be anything but dignified! The guest walking the straightest line wins. Prize—bottle of glue for sticking to the line. This game should also have a booby prize. Under the circumstances, a white "temperance" ribbon could be used to act as a warning to the person who is unable to walk a straight line.

2. "TIME—20 min."—Give each guest a pad and pencil. The purpose of this game is to see how many words of three letters or more can be made

from the word "photograph." At the end of twenty minutes ask one player to read his list, taking one letter at a time. The person having the greatest number of words wins. Prize—10¢ Dictionary.

3. "A CANDID Opinion"—Have the guests parade, one at a time, in front of the others while those seated write down what they think the costume represents. In other words, what did the candid camera catch each one doing when the invitation arrived. The answers will be collected and read aloud. Each guest must decide which answer describes his costume most vividly. (Accuracy isn't as important as imagination in this game.) The player correctly guessing the most costumes wins the prize. Prize for this game—A photograph album.

4. "Come Pose Yourself"—This game centers around the "Studio." Ask each guest to find a partner and then, two by two, take turns posing in front of the Studio camera with heads and hands through the holes in the sheet. All kinds of ridiculous

poses will result and the couple voted the funniest wins. Prize—A picture frame for each winner.

After the prizes have been awarded and the guests are still at the Studio end of the room, have everybody get together for a group picture. This will be a real picture and either a flash or a photo flood bulb must be used. Of course, the proofs will not be ready the day of the party but they will undoubtedly be worth getting at a later date.

[Please turn to page 49]





PORTFOLIO of SUCCESSFUL REMODELING of SMALL HOMES

Snugly set in the hillside is this remodeled Pennsylvania farmhouse. Additional pictures of it are on the next page

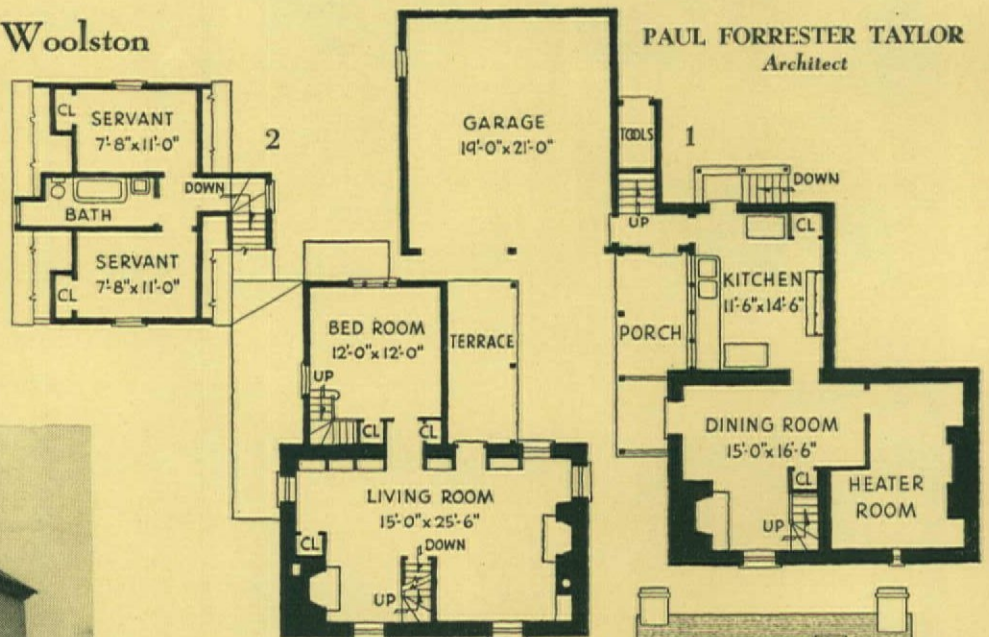


REMODELING A PENNSYLVANIA FARMHOUSE

The home of Mr. W. J. Woolston

THE rich, rolling countryside which spreads around the fine suburbs of Philadelphia still contains many old stone buildings of sturdy and weathered charm. Ancient barns, farmhouses, and inns still stand in Bucks County and Montgomery County in communities and fields, and on roads hallowed by associations with the Revolutionary War. Some of these structures were strangely distorted and changed during the passage of years by the addition of wings, gabled dormers, and porches; the heavy hand of "carpenter's Gothic" and Victorian jig-saw elegance is evident in the deco-


[Please turn to page 50]



PAUL FORRESTER TAYLOR
Architect



Left: The stone house before its alteration. Right: Sketch of the front of the house and the added garage wing
1. Ground floor plan
2. Second floor plan






The Remodeling of Rural Hill

AS THE curtain went down on Act I of "The Remodeling of Rural Hill" in *THE AMERICAN HOME* for November, 1935, you may have noted that a lapse of time would take place between Acts I and II. Blessed be the lapse of time. Technical accessory of the playwright it is literally a godsend to the remodeling home owner—a precious moment during which one can collect one's nerves, cool-off from free-for-alls with contractors, and raise the necessary courage and coin to enter the front lines of the building battle once again.

If this be treason to the lumber yards of the land, to the hammer and saw boys, steam-fitters, and brick-layer-uppers, let it also be a

Chapter V

CHARLES P.
PELHAM



warning to prospective remodelers. Live in a tent, igloo, trailer, or feather your nest in a tree, but don't live in a house while you are remodeling it! Not if you love your wife. Not if you dislike sawdust in your soup. Not if plaster in your hair and planks in your bed upset you.

But let us talk of pleasant things—of results, of the satisfaction that comes with seeing your home vision come true, of the convincing pictures here-with, showing what happens when plans, patience, and pocketbook go to work on an old house.

The picture captioned "As Was" or "Before visit-



STEP No. 4

Steps in the reshaping of a home. First, the original Rural Hill; second, the new garage; third, the new roof, dormers, and wing; fourth, the finished house and the new retaining wall, terrace, and shrubbery

that what this house needed first was a haircut and eyebrow trim. Off came the dreary-looking overhanging edges of the roof which make any home resemble a small man with a six-gallon hat pulled down over his ears. And with the trimming back of the roof, off came the ugly-looking gable sticking up in the middle of the roof like a sore thumb. The photograph captioned "Growing



STEP No. 5—"GROWING PAINS"



STEP No. 2

Pains" shows you just what took place. Note how much better the new dormer windows look than the old stick-up-in-the-air dormer. Also, how the appearance of the whole house was changed. It looks lower, longer, and begins to have character and form. This improvement, including reshingling the front rake of the roof, cutting back the roof overhang, and putting in new dormers, together with necessary interior plastering, due to changes, amounted to \$756.

Look again at the "As Was" or before remodeling photograph. You will see a porch was attached to the left end of the original house. By removing the porch and extending the house we were able to increase its size fifty per cent, as well as create the result you see in the photographs which show the house as it looks today. The picture captioned "Growing Pains" clearly illustrates this fifty per cent addition, the dark part being the fifteen-foot wide addition to the original thirty-foot house. The various pictures tell the story completely, but for the benefit of prospective remodelers and interested home-owners, some of the problems and details may be worth reporting.



IN THE BEGINNING—"AS WAS"

SWEET, old, and low. That is what we hoped to get in appearance—a house that looked as if it "belonged" to the Connecticut countryside, with a feeling of tradition in its lines, a touch of heart-tug in its looks, low, long, rambling, and contented.

Problem number one in accomplishing these aims can be seen by looking at the original house. Note how high it stood off the ground, the two lower windows being in the basement. When you can't bring a house down to the ground there is but one thing to do—bring the ground up to the house. That is what we did.

First we built a retaining wall in front of the house, as seen in the progressive and final pictures. This wall averages about two feet high. By keeping it low and long, and by sloping the fill up to the house, a very attractive terrace was secured. This improvement made it necessary to remove the old basement windows and clapboarding around them. Smaller windows were substituted and stone replaced the ugly clapboard wall. Behind the terrace retaining wall we placed the oil tank for the fuel oil supply, then filled the remaining excavation with soil gently sloped toward the house.

Playing an important part in producing the low, close-to-earth look of the house is the way the entrance steps were worked out by the architect. The floor level of the house is an even dozen steps above the driveway level, or about eight feet higher. Note how the entrance steps gradually ascend this height, without abrupt or noticeable rises—thus aiding the desired effect of a low, close-to-earth setting.

Planting with a Purpose—No investment we have made in our home has given us more satisfaction than the bank of mountain laurel in

[Please turn to page 56]

ing the Beauty Parlor" shows exactly how our house looked when, and as, we bought it—before the "face lifters" and beauticians got to work. Step No. 2 shows the attached garage which was our first exterior addition or improvement. Incidentally, the roof on the garage is a temporary one. Next year it will come off and a wing will go up over the garage, adding a library, pantry, and two servants' rooms; and, above them, on the second floor, a padded cell (playroom where high spirits can run rampant) for the son and heir.

The roof came first in the beautifying recommendations of our architect. A look at the "as was" picture is enough to convince anyone



Michigan Rejuvenation of a 60-Year-Old House

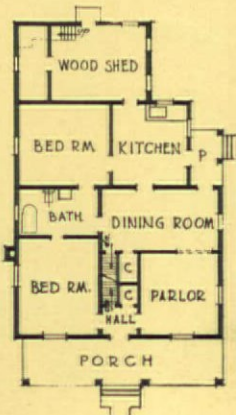
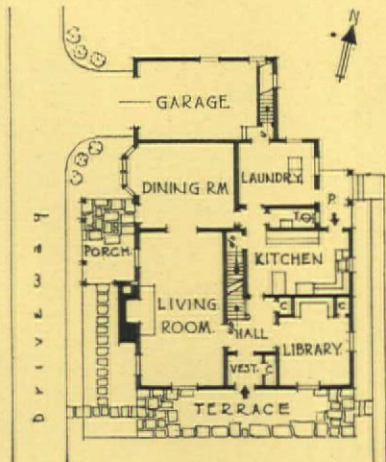
The Home of Mr. Edwin D. Bolton

BEFORE it was altered this was a nondescript old eight-room house. It was built about sixty years ago and it probably lost the best of its original lines when the front porch, the gable at the front, the rear wing, and the slender chimney stack which served the heating plant were added. The house had a beautiful setting, however; it was located about fifty feet from the sidewalk in one of the best residential districts in the town of Plymouth, Michigan, on a lot approximately one and a half acres with twenty-eight trees in various stages of growth—elms, horsechestnuts, hickory and black walnuts, apples, plums, cherries, and others. The setting was obscured, however, by the old-fashioned, unattractive house which seemed utterly hopeless at first sight. But closer inspection revealed that the floor and wall construction were sound throughout and in good repair and that the floor joists and studding were of oak. When it was discovered that the whole property, on this excellent corner lot


[Please turn to page 57]



THOMAS W. MOSS
Architect



Front and side views of the house before and after improvement and the old and new layout of the first floor plan



Tyner & Murphy



Before remodeling

Here's a Real Achievement!

A charming cottage from a common garden variety bungalow

THIS is the remarkable story of Mr. and Mrs. Charles Larabee's little house in Kansas City. From the common garden variety of bungalow pictured here, Mr. and Mrs. Larabee and their architect, Mr. Raymond Voskamp, created this truly appealing Colonial cottage. I believe it holds immense interest for all home-owners, for it demonstrates so plainly what can be done with small space. In this case the changes were made from time to time, thus not incurring all the expense at one time. The owners purchased the original structure a few years ago and at once formulated their plan of change and adaption, but the actual alteration was a gradual process. The house, as it

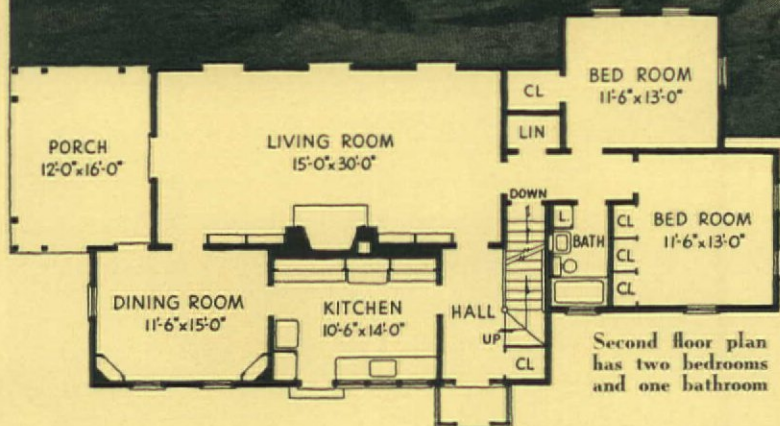

was purchased, had a living room, dining room, bedroom, bath, and kitchen. The kitchen was converted into a pantry, the bathroom into a back hall, and bedroom, bathroom, and kitchen added. The dining room was widened twenty-two inches by subtracting this space from the pantry. In the living room the customary bookcases below the windows on either side of the fireplace were torn out, and the fireplace and hearth were altered to achieve their present lovely simplicity and charm. [Please turn to page 54]

MARIANNE S. BULKLEY



RAYMOND VOSKAMP, Architect

ILLINOIS FARMHOUSE converted to gentility



Second floor plan has two bedrooms and one bathroom

MARGARET VEITCH YOUNG


SKIDMORE AND OWINGS, Architects

THE season between snow's flattering softness and spring's delicate decoration is revealing to the design of a house. Only intrinsic beauty of form can possibly be visible. There are no assisting veils of glamour. Consequently one feels a sense of surprise and satisfaction when he can approach a remodeled Illinois farm dwelling at that season of the year and find the transformation good. This particular home, once an ordinary Midwestern farmhouse of the conventional, two-story, hit-or-miss, non-architectural era, has become a country house of remarkable dignity. The architects, Skidmore and Owings, of Chicago, have the revision to their credit.

Symmetry of the awkwardly designed old portion was simply achieved. All unsightly protrusions were eliminated: a bay window and a porch on the west and a lean-to on the east. The east gable was extended to equal the length of the west gable. All windows were aligned and centered and new windows added wherever necessary to keep to this scheme. Unnecessary existing doors were blocked up. To this revised original was added the new single-story wing to the east. A porch at the front of the original structure was made by continuing the roof of the addition so that the flow of line was not affected.


Use was made of existing materials wherever possible, but this for the most part was confined to the supports and basic construction of the old house. New siding, new frames and sash, and a new shingle roof were necessary to put the house in first-class condition.





The dining room furniture, of Sheraton design, is in proper key with the sheer, gold draperies and medallion figured wallpaper. The early American beds are canopied and counterpane in simple white fabrics

Photographs by
Gerald Young



This remodeling bespeaks a commanding attention to the relationship between house and countryside. Sensitivity to this relationship is evidenced constantly as one studies the details. The addition of windows to the original portion not only gave it design but brought the interior into direct contact with the lovely surroundings by its introduction of view, light, and air. The new wing is a veritable part of the out-of-doors, the living room's French windows making it impossible to feel cut off from the outside. The two porches, east and south, with their removable screening provide additional outdoor

living rooms. Attractive wood-brown shutters bring charm that links the white house to its surroundings, and the very set of the building—its progression of dropped roof levels to the east porch—unifies it with the hill on which it lies. Even the weathering white-painted brick chimney falls into the harmony of the scene.

The interior has the charm of quiet shelter and freedom and is composed of seven rooms and four baths. The four sleeping rooms and baths are housed in the old structure off the generous living room. Kitchen, dining room, and entrance hall occupy the space directly

[Please turn to page 56]



Yellow pine siding in a beige tone is an effective foil for the gray-blue patterned paper in the living room. Over the dining room sideboard paintings on glass are hung on a chocolate wallpaper



“Willowbrook”—Eighteenth Century in New Hempstead, N. Y.

You come upon it suddenly—this early eighteenth century house. And you stop, whether you're riding or walking, to gaze and gaze. You want so much to go up the driveway alone to see what lies beyond the brook, beyond the trees—and perhaps to walk through the gardens to see if the first glimpses of Colonial charm really and truly give promise of what is there. For the moment, you fancy yourself lifting the quaint brass knocker on the door to beg leave to trespass. Certainly you would be welcomed, you believe. For who but the most gracious and hospitable of folk could dwell here!

But you don't do any of this. Because, after all, there *are* conventions. And if you are given to flights of enchantment, peopled with tranquil old ladies and with fragile young things and their handsome squires in powdered wig and silken frockcoat, or in uniform with rifle and powder horn—if you, yourself, live with such imaginings, it is too much to expect that they who live beyond that door could be of like mind.

So you let it torture you—this house, all white and green, all sun and shadow. Old and loved and cared for—and sagging a bit. Months go by and you do nothing about it, save go on looking and wishing. Till one day, when the sun is high in the heavens and the willows are bending low and new-green over the brook, when the white clapboards glint through the trees, the urge becomes unbearable. So you do something about it.

You write—and when the reply comes on stationery complete with a John Heldish Jr, sort of map, with sketches of George Washington Bridge, a puffing train, and highways and country roads leading straight to “Willowbrook”



Photographs by Schuyler Carteret Lee

CATHERINE TOCHER
BITTERMANN

Above: The rear terrace overlooks a meandering stream.
Left: The front entrance.
Below: “Before” photographs





Soft green carpet and neutral walls form a pleasant background for American antiques

—you know peace and satisfaction. These people love the place. They have yearned for it, sought it out, and finding it, they are honoring this home for the historic treasure it is. Preserving what is original and true, and restoring to authenticity such parts as have been “improved” by former dwellers who lacked the vision. Mr. and Mrs. Dwight F. Hoover must be grand people. All of this you know by the letter which they have sent.

And so, with the confidence of one who has been bidden, you go to see “Willowbrook,” just off the Hempstead Road, near New City, New York.

I found this home to be even more than the beautiful dream I had fancied, and herewith I am resolving firmly to set down a few facts about it, while I point to the pictures to tell the story. The Hoovers have been “at it” some four or five years and if they gloss over

a bit vaguely the improvements they have made, it is not because their memories of year-in, year-out effort and achievement have dimmed, but rather because it is a family agreement not to talk too much about it.

Briefly, they will tell you, the house itself had good lines. But it was “run-down” and “dirty” and the back of the house was a “sight.” Unnecessary additions were torn down and the “approach” gardens replaced with a terrace. Sagging places were bolstered, the entire house painted both inside and out, and the grounds extended to provide a two and a half acre landscaped estate. A few touches here and there, they go on, and this is how the place “turned out.” After all, it was merely going on from the point where the former owners left off.

That is *their* story. But those in the neighborhood will tell you of activity that went on during those years, of the couple in the garden from early morning until dusk, of the house ablaze with lights and the distant sound of hammer and saw. You get the picture, then, and understand the quiet satisfaction and pride of the owners. Not that they are completely satisfied, mind you! They say the chimney isn’t right, and the covered well in the garden should be of clapboard instead of thatch. The bridges over the brook are only temporary and must be replaced with Colonial reproductions. And, even now, they are wondering if, after all, they ought not to have knocked out some of the inside walls to form a few large rooms instead of the many smaller rooms in the original design. The attic, too, with its massive pegged beams, has set them thinking, and they find themselves sketching and getting prices on insulation. It would make a fine bedroom! And sometimes guests do overflow.

Just now, though, Mr. Hoover, rubber-booted and rubber-gloved, is cleaning out the brook and planting still another garden nook at the bend. Mrs. Hoover is tending her flowers, watching with anxious eyes the espalier apple tree which was only recently planted on the terrace.

At the time the interiors were painted it was not possible to get the “wren blue,” “market square yellow,” and “palace gray,” that, thanks to the influence of the Williamsburg restoration in Virginia, are listed in the manufacturer’s color charts today. The Hoovers had to do their own research, their own mixing. And they did their own painting, with a sprayer. It would be difficult to imagine a more authentic, more pleasing background of color for the old pieces they possessed, for those they “found” on every motor trip, and for the comfortable, well-chosen furnishings they had brought from their former home, which “go” happily with their traditional scheme of decoration.

The entrance door with its heavy knocker of polished brass is flanked on either side by glass through which gleams and sparkles the brilliance of a fine array of old bottles. Coveted, hand-blown ones, they are, of water blue, olive green, ruby red, amber and purple. The hallway is hung with old prints and on the upstairs landing is a spinning wheel.

The original random-width, hand-hewn boards form the floors, and if you find yourself listing a bit as you go from room to room, it serves only to thrill you the more with the genuine antiquity of the place. Desperate attempts were made to condition the floors so that the old boards could be exposed, but the cracks defied even the best of fillers.

[Please turn to page 58]

A reproduction of an old clipper-ship wallpaper was used in the dining room





New York State Colonial Restored After 160 Years

The Briarcliff
home of
Clifford M. Keech
and
George E. Beck




Before remodeling, at the left, and after remodeling, above. The old stone retaining wall bordering the road is fifty feet in front of the clapboarded house

ONE hundred and sixty years is a long time for any house to withstand the storms of changing seasons. Some of us may have seen this old house a few years ago and looked at its tired walls and dejected surroundings with pity, seeing only a mouldering ruin. But the two men who are its present owners did better than that. First, they saw the possibilities for rejuvenating the house, and second, they put into the rejuvenation all the hard work and careful attention to detail which make it the attractive property it is now. This is "what it takes" for a successful and worthwhile remodeling project.


The house is not far from Pleasantville and Briarcliff in New York State and when discovered it had the small and badly planned facilities shown in the original plan. Although, surprisingly enough, it had gas and electricity, it had no plumbing. There were three inconvenient rooms on the first floor and four on the second, but there were no closets at all. Close inspection showed that it was structurally as sound as the proverbial bell. Its solid, white pine timbers were in excellent condition, and all its carpentry details such as the staircase were mortised and tenoned together like fine cabinetwork. The

construction was still true and in line, and braced and pinned. Incidentally, none of the timbers had to be replaced, and the house now has six kinds of weatherboarding.


The property comprised thirty acres of sloping ground overlooking the valley toward White Plains; most of it was in a barren-looking and abandoned condition. But there was an old apple orchard of twenty-six trees at one side of the house and shade trees, including a large sugar maple, at the front (it is now four feet six inches in diameter). While the fields were laid out by old stone walls, none was in a state of cultiva-



Carefully placed shrubbery screens the side porch and the lawn slopes down to the corner of the lot



A winding path leads to the side entrance of the house from the bridle path adjoining the parkway



When the house was discovered this was the state of the grounds. The pictures above show the improvement

tion, and there were no gardens or flowers. But the ground was tillable and it had a frontage of more than one third of a mile on one side and faced a road on which sewage facilities were available.

So Mr. Keech and Mr. Beck took the plunge and bought the place. Their first move was to take photographs of the house from every angle just as they found it to help them in retaining the original Colonial spirit in the necessary additions they planned. They took measurements inside and outside, particularly of the architectural details. Then they drew up plans of their own; one set of the original house and another showing the rearrangement of rooms and the new rear wing they wanted. A conference with a friend who was an architect reassured them that their plans and ideas were sound and resulted in several helpful suggestions.

To create a comfortable interior for twentieth century (not eighteenth century) living, the living room was enlarged to occupy most of the first floor of the old house, taking in the fireplace which had been in the back room. A sun room was built at the left of this and its clapboard walls were laid in line with the front wall.

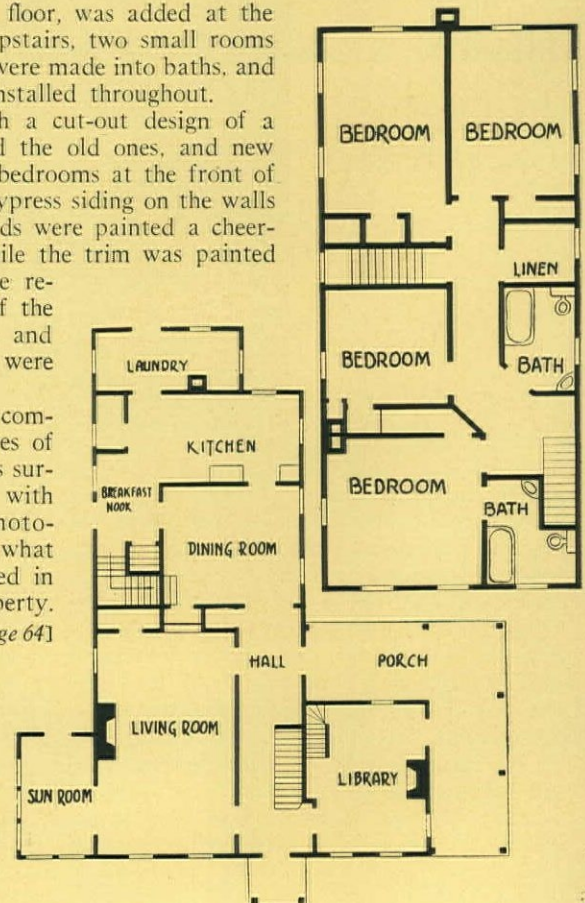
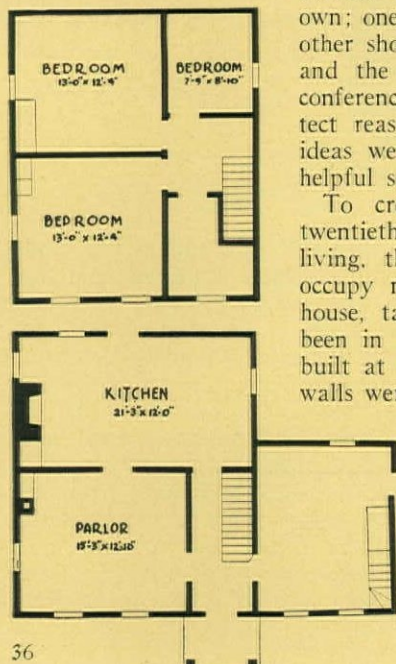
The one-story wing at the right became a library or den, and a wide, covered porch went around the side and rear of it. A new wing, with a dining room, kitchen, breakfast nook, rear stair, and laundry on the first floor, and two bed-

rooms on the second floor, was added at the rear of the house. Upstairs, two small rooms in the front quarters were made into baths, and ample closets were installed throughout.

Solid shutters, with a cut-out design of a Dutch tulip, replaced the old ones, and new windows lighted the bedrooms at the front of the house. The new cypress siding on the walls and the old clapboards were painted a cheerful, bright white, while the trim was painted dark. Throughout the reconstruction, many of the old, hand-split laths and hand-wrought nails were put to new use.

You have only to compare the early pictures of the run-down grounds surrounding the house with the present-day photographs to appreciate what has been accomplished in landscaping the property.

[Please turn to page 64]



At left: The original house plans. At right: The plans of the house after remodeling

Marlpit Hall

- A RESTORATION




Photographs by Robert W. Tebbs

CHARLOTTE MONTGOMERY

A STORY-AND-A-HALF house with white handmade shingles, extraordinary in its personification of the prosperity and finesse of Colonial days, is Marlpit Hall. It stands gable-end to the street in Middletown, one of the oldest New Jersey settlements located near the ocean in the meadowlands of the middle portion of the state. The tranquillity of the countryside provides a happy setting, today as yesterday, for this early eighteenth century home. Originally it belonged to the Taylor family, people of taste and circumspection, as the perfection of archi-

ture indicates, who lived here years before the Revolutionary War.

Since their day, however, time dealt harshly with it. Weatherworn, and lacking the care necessary to give it an attractive appearance befitting the sound structure and beautiful architectural details, it waited until Mrs. J. Amory Haskell recognized its essential worth and restored it, finally presenting it to the Monmouth County Historical Association. To behold Marlpit Hall faithfully restored and appropriately fitted with early American furniture, given or loaned by Mrs.





simplicity and delicacy, and especially does the doorway bear this out. See page 37.

The entrance-way with its trimly molded door enframing is so distinguished in its use of flat projecting hood and slim pilasters, delicately fluted and reeded two thirds up from the base, holding a light gracefully denticulated entablature, that the New Jersey architecture of this era must certainly be placed on a par with the distinguished architecture of the Hudson River Valley, Pennsylvania, and the Connecticut River Valley.

Exceptional is the broad two-section Dutch door, popularly in use at this time. The fielded panels are numerous and elaborately varied in size and spacing. An unusual arrangement of the lower section equals, if not surpasses, the crossed-stiles design of the Dutch doors in the Connecticut River towns. Two panels at the top are pierced by oval lights of "ball-eye" glass which cast brilliant, prismatic beams into the interior when sun or moon are right.

Appraised at \$2,500, this single architectural item of a door surpasses the purchase of the entire house at \$2,200, and as a museum piece, it is not unlikely that some day it will enter

Haskell and others, is to understand the tradition of American home life and its well-mannered comforts.

The main block of the house, built between 1710 and 1740, represents Colonial taste in its seeking after the new sophisticated architecture which concerns renaissance details, just what a prosperous New Jersey squire who doubtless traveled frequently to the great cities of Philadelphia and New York would require. The facade has a symmetrical arrangement with the complex details emphasizing the centrally-placed doorway, flanked by shuttered windows regularly spaced, while the line between the wall and roof is strongly marked by a cornice of classical form. Three dormer windows, distributed equally, seem to grow naturally and frankly out of the roof surface. The entire arrangement bespeaks





the American section of a large museum where many more people will enjoy seeing it than can do so in its present location. Wrought-iron hinges cross the diagonal battens on the inside, and on the middle stile of the outside is the original bold, S-shaped brass knocker; the old rim lock still catches the door shut.

Within, the house has a symmetrical plan in renaissance formula. A hallway runs through the center, containing the stairway treated as an important feature, with a closet underneath, and under the landing-return, a second Dutch door, diagonally battened, leading to the garden and probably to the marl or clay pit near by, whence came the name Marlpit Hall. The hallway is flanked on either side by the parlor and a diminutive bedroom to the left, and to the right, a long dining room.

The interior of Marlpit Hall stands in sumptuous contradiction to the common assumption that such early homes were plain

Opposite page: Dining room with fine collection of Windsor chairs; in the parlor are located handsome examples of Colonial woodwork such as built-in cupboard and mantel; fireplace in the old kitchen dates 'way back to 1684. This page: Views taken before the restoration




and drab. Almost all the woodwork was painted, and in doing the restoration the colors for the several rooms were arrived at by painstaking scraping of layer after layer of paint until the original coat was revealed. Then the room was done in that particular color with a background of walls of rough, off-white plaster. The woodwork, itself, is remarkable for both its perfection of design and execution and its state of preservation. That in the parlor is painted a dark green-blue, including the magnificent corner cupboard with barrel-back, shell-top, scalloped shelves; the dining room woodwork is gray, a downstairs bedroom cool green-gray, one upstairs bedroom pale pink, and one blue-green—all pleasant colors.

In the parlor the fireplace immediately attracts, as does the built-in cupboard. The fireplace is set across the corner so that a

from the time of William and Mary and Queen Anne. In restoring the parlor fireplace, it was discovered that a shelf had been added at some later date, so this was removed and it now stands in its earlier form.

Placed in the corner, formed by the partition walls separating the parlor from the bedroom and the hallway, is the fine cupboard now valued at \$1,800. Its excellent architectural character demonstrates how these built-in cupboards matched the other features of a room better than the usual movable corner ones. This is notably elegant with a semi-dome of shell carving,

[Please turn to page 59]




Close-ups showing antique hardware on the front Dutch door: a rim lock and knocker of bold S-shape




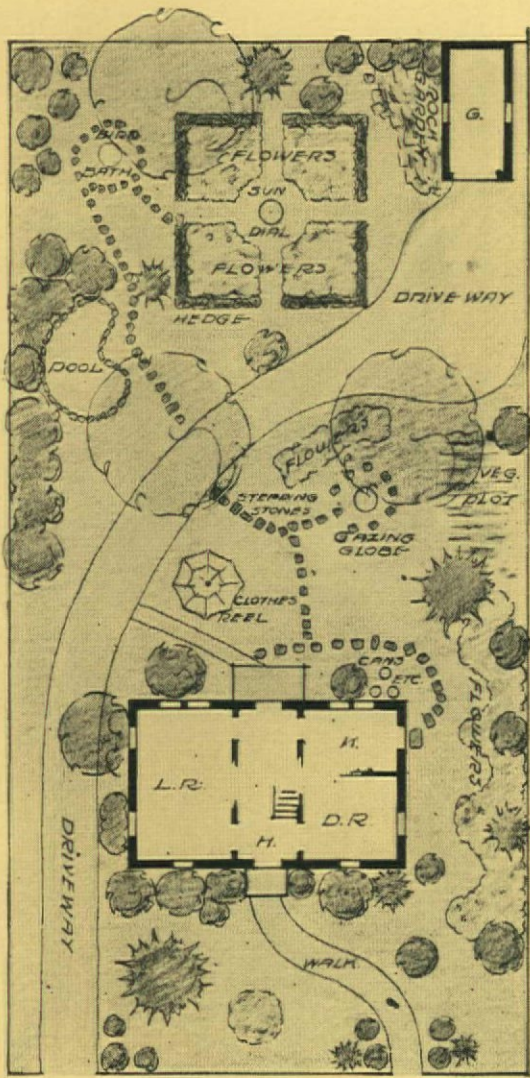
similar fireplace on the other side of the wall in the downstairs bedroom may share the same chimney, as does also the fireplace in the bedroom upstairs above the parlor. This is a typical chimney arrangement in houses of the period.

The parlor is sheathed to the ceiling at the fireplace only, the other walls being plastered, yet at the ceiling a cornice decorated with small dentils runs completely around the room, while the flooring is of broad planks. Here is a handsome example of the renaissance style, albeit a provincial rendering. On either side of the fireplace stand well-proportioned pilasters whose flutes are reeded in their lower sections. Their verticality balances the horizontally rectangular over-mantel with its stile-and-rail paneling enclosing symmetrically distributed raised fields. Indicative of rhythmic refinement is the breaking out of the crown mold over the pilasters, while the bolection molding around the fireplace, itself, is another English inheritance

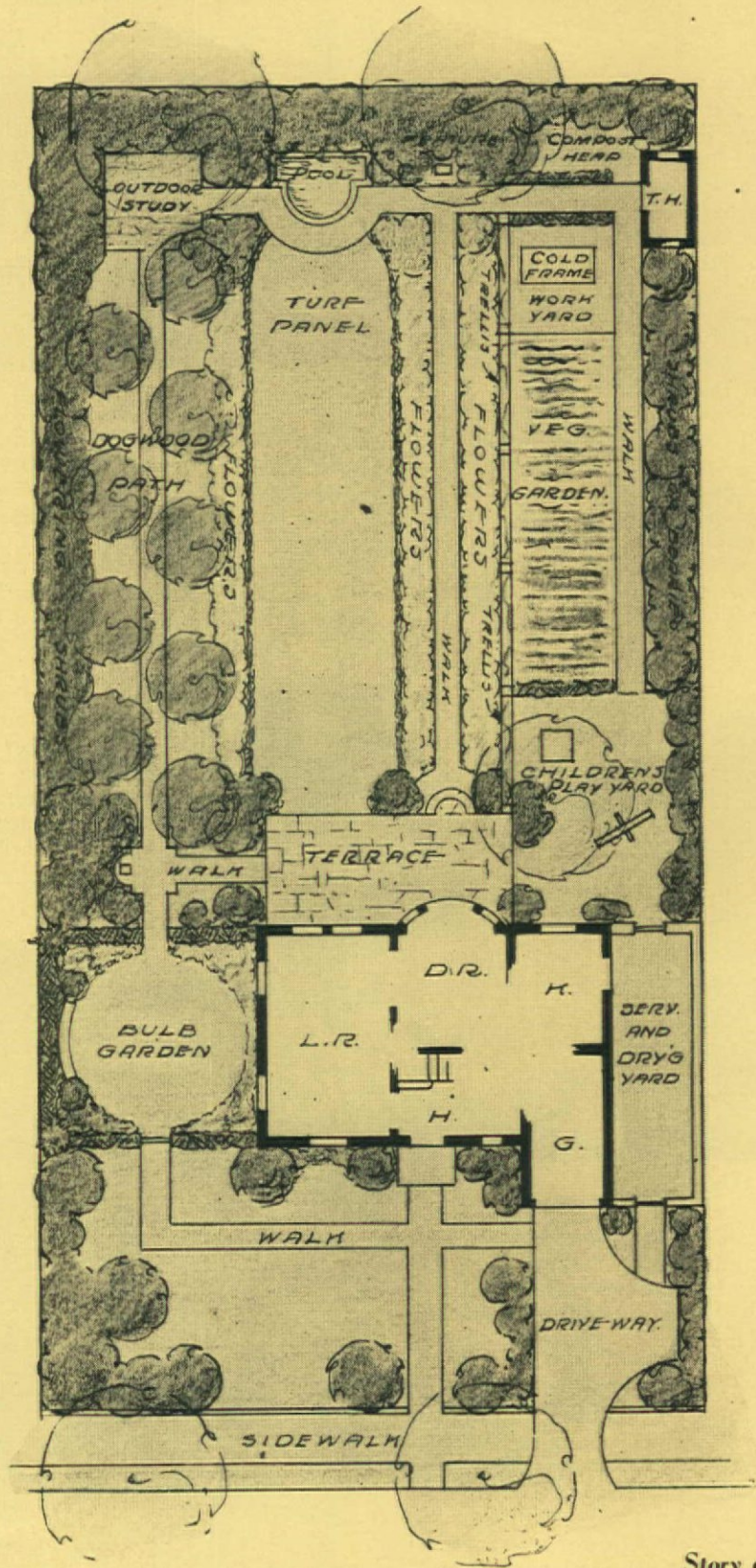


Weather-worn and neglected, Marlpit Hall is shown above as it appeared previous to restoration. New handmade shingles are applied to give original effect





Left, two garden settings for house and garage on a 75 by 150 ft. lot. Above, a typical amateurish formless layout, as often done by owners. It lacks unity; the plantings create no effects, formal and naturalistic elements mingle, patches of grass and shrubs make care difficult, beauty and relaxation cannot be had. Below, simple but expert treatment as a whole ties all units together, permits views from house windows, simplifies maintenance, lets each detail contribute its beauty. This plan can be carried out by the owner, at once or gradually, year by year



Story and plans by

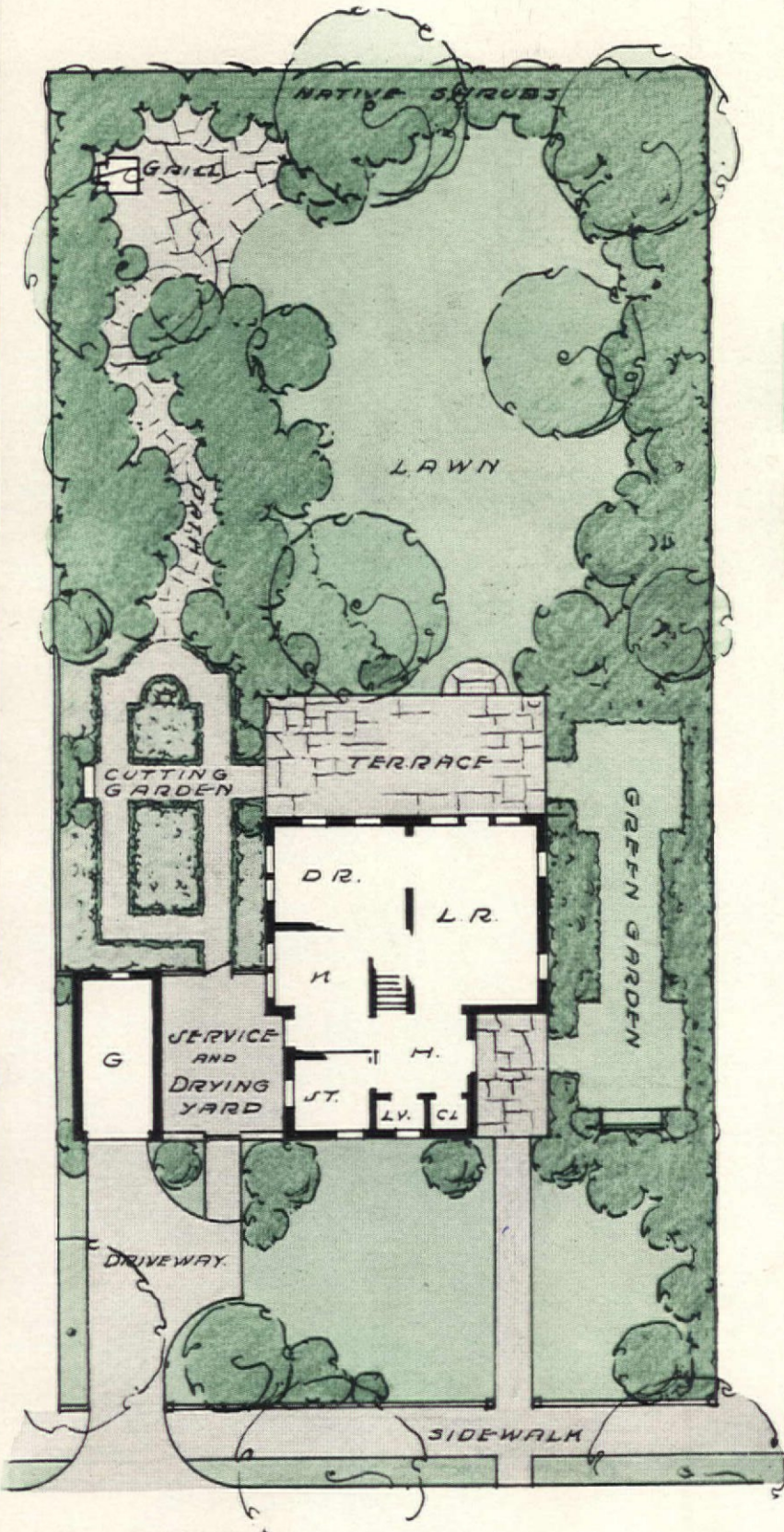
Here, on the same area, advance collaboration between landscape architect and architect makes the most of the space and every possibility. Developed for a family with children, the design provides needed play space and vegetable garden; also vistas from dining and living room, which are placed at the rear on the garden side. Interesting and satisfying because it was planned

IN THE language of the radio quiz conductor, check your reaction to the title question from the following possibilities: () We couldn't afford one. () We don't want a pretentious, formal place. () Maybe some day, but not now. () How could he help us? A fifth answer, "Of course," might have been included, and those who would have checked it are excused from reading further.

The term landscape architecture is not fully understood by many home owners. It is often visioned as some vaguely esthetic indulgence of the very rich, or as something which can be accomplished by anyone

who will join hands with God and the nurseryman. The fine art of gardening and the development of properties in all parts of the country is being retarded by these and other misconceptions. Actually, the term applies to the back yard and the small suburban lot just as significantly as to the country estate and park. It is not entirely, or even predominantly, concerned with gardens as such, or their planting, but rather with *planning* the entire property from the street line to the back fence as a complete, workable, economical, usable, beautiful place in which to live. As a fine art of design it aims toward the ultimate development of any property, large or small, formal or naturalistic, flat or sloping, costly or inexpensive.

In the palmy days before the depression, landscape architects were almost entirely occupied with the design and development of the many fine, large places which dotted the country around every city in the land. Since 1929 relatively few estates have been created. The trend is now definitely toward the small house, well planned and economical in construction and maintenance. This usually means also a small lot (from 50 by 100 feet to an acre or two) in order to keep down both taxes and maintenance costs. But many home owners, accepting these facts, fail to realize the important point that the property, regardless of size, is of little value to them unless it is developed as carefully as the house. When space is at a premium,



FREDERICK W. G. PECK

Another careful, coordinated solution of the same problem for a smaller family desiring a garden, not for its own sake, but as a source of cut flowers and a place to live and entertain in. The lawn, although pleasingly informal, is as definitely planned as the relation between terrace and formal cutting garden, and between entrance, garage, service yard, and all related features

DO I NEED

A LANDSCAPE ARCHITECT?

whether indoors or out, every square foot should count for something in the way of usability and beauty and bear its share of the total tax bill. There is a tremendous interest in gardens and outdoor life in America today, but until that interest can be directed along the path of good design, thousands of cases of fatigue and thousands of wasted dollars will be the only results. True there are many amateurs who can create some pleasing effects and there are many more who know how to grow beautiful plants and have considerable horticultural skill. But the fundamental job of design, of planning for the future, should be handled by the specialist in the field whose training and experience enable him to discover the potentialities of a piece of land, and who can select with you those which will reflect your own personality and needs so that a complete entity will result, in which the effort and money expended will count to the fullest.

In the proper and most productive procedure the first step is to become thoroughly acquainted with your problem and the goal which you set for yourself. Next get in touch with a professional landscape architect in your community or a near-by town or city. This does not mean a nurseryman who advertises "free" plans, or a "landscape gardener" whose kind of work comes later. The true landscape architect has nothing to sell but his services. Ask him (or her) to come to see you, or go yourself to his office; there will be no obligation involved in that visit. Explain what your problem is and your own ideas about how it should be solved. Tell him your likes and dislikes, about the size and the hobbies of your family, your particular interests and how much money you can spend each year or in a lump sum.

If your place is already developed or partly so, a short consultation of that sort will be all that you will need as a sort of check-up on your own ideas. They may be basically right, but a few suggestions from an expert may save you many dollars and produce a better result than you otherwise could get. Such a consultation will cost no more than a doctor's visit. Perhaps by getting three or four friends to divide the expense, you could obtain the landscape architect's services for a day, thus you would all benefit by the best available advice at minimum cost.

I know of one landscape architect who was called in for an hour's consultation about the location of a driveway. He studied the problem then and there, suggested a change from the contractor's plan, and thereby saved the client \$75. His fee was \$3. The resulting driveway was more attractive and more practical.

Those who are planning to build should call in the landscape architect before a lot is bought, if possible. He can often point out the advantages and disadvantages of different sites and can help determine the best location and orientation of the house so that the whole design

[Please turn to page 62]

HORS D'OEUVRES

— French for "side dish"

again our own mixed drink, the cocktail, which England had previously borrowed from us. With modern and exquisite appointments this service now lends a charm to our entertaining, an added subtle grace to the many refinements of our modern living.

Today pre-dinner cocktail service is universally much the same wherever cultured people foregather. There is the ubiquitous

[Please turn to page 52]



JANE AMHERST

HORS D'OEUVRES! How do you pronounce it? *Or deuve!* That's it! Hors d'oeuvre is, of course, a French term, literally translated "side dish—an accompaniment to the main course"—that is the relishes, salads, pickles, and such that are passed at a French table. This French term seems to have been most aptly coined, for it is now used the world over, descriptive of palate-compelling tidbits, even the Swedes using it often for their famous and universally beloved smorgasbord.

Americans of a generation ago seldom used the word. Hors d'oeuvres were served very infrequently, and then only by the chosen few whose pocketbooks would accommodate epicurean appetites. Today the word is our *bon mot*, and the custom is the thing of the hour! But it may be rather new to some and they feel an embarrassed hesitancy in pronouncing the word, or in acknowledging an eager curiosity in its origin and in its correct usage.

Prior to our modern usage hors d'oeuvres were served only at elaborate and state dinners, occupying third place on the American menu. They were in the form of rich timbales and bouchées, and were served in lieu of the fish which always precedes the main course at a formal English dinner. At the time this service was correct with us the English were already serving their hors d'oeuvres in the drawing room just before dinner.


With the repeal of our much mooted prohibition, we enthusiastically borrowed from our English cousins their pre-dinner service, bringing into custom



Extremely fascinating is a tray of hors d'oeuvres in assorted shapes and colors all ready to serve. If preferred, the "makings" may be attractively arranged on a platter for guests to concoct their own

Photographs by Maurice Hodge

Roll from you, starting with the olives. Wrap in waxed paper, and slice just before serving



Cut the loaf in lengthwise strips, spread with butter or a paste, then place filling strips at intervals as shown

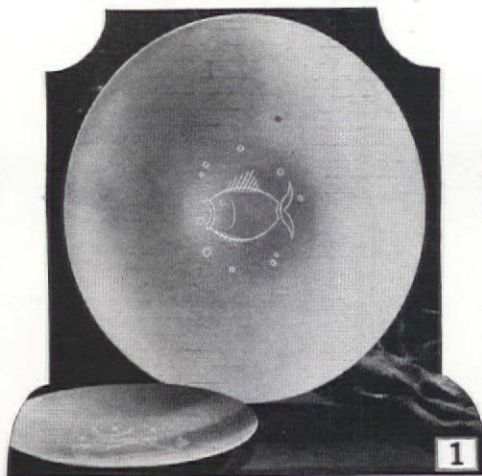


Making a Rolled Sandwich

-and things to

serve them in

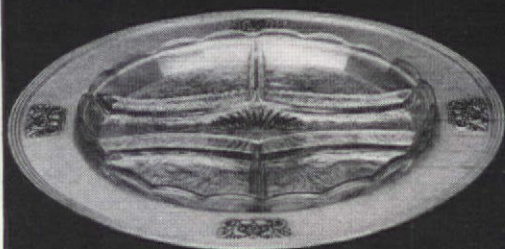
--are nicer this year than ever before. You don't have to press the turkey platter into service for a big party, nor yet use the family bread tray when a few friends drop in after skating or the movies. Special plates and trays are all designed so that each canape has a place



of its own. No lapping or piling, and the table looks as grand as any you ever saw, whether the party be for four or twenty-four. You can have hot canapes with an electric grill that keeps them that way, cheese boards with knives *and* scoops attached, and separate little relish pots.

1. The "Bimini" plate by Kensington is a new ample one that can fill many and various roles

2. A silver plate with its divided glass dish serves five kinds of cold canapes. From Oneida




2

3. Perfect for olives, pickled onions, or nuts. Glass and chrome. Chase Brass & Copper


4. Fitted chrome tray with four clover-leaf glass sections. Hammer Schlemmer



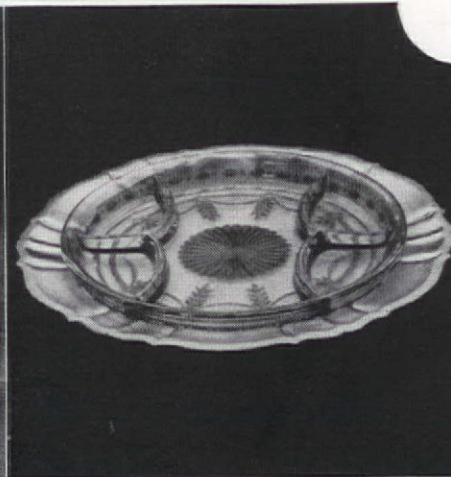
3




5




4



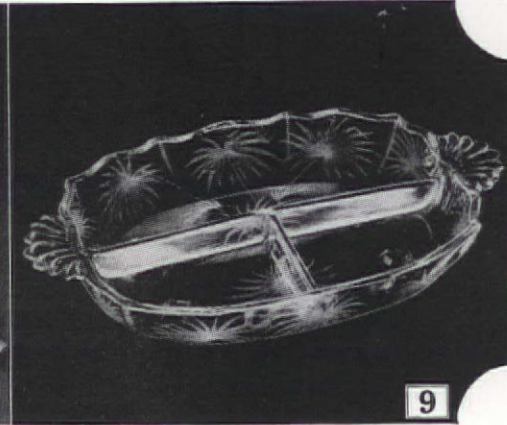
6



7



8




9

5. A cheese jar container with a wood cover by Russel Wright; and a triple grill from Lewis & Conger

6. Silver and glass for a savory assortment of canape pastes and crackers or toast, from Gorham

7. Two tier glass tray, Lewis & Conger. Light wood cheese board, Stupell. Gay supper linens, Gibbons & Co.



10

8. Little and big wood leaves hold one or many canapes, Pitt Petri. Cheese board, knife, and scoop, Stupell

9. Beautifully engraved Fostoria plate for small canapes; good for relishes and condiments. Divided in three sections

10. Three sizes in mustard, jelly, or honey jars, Stupell; and a grand tray for hot canapes by Pitt Petri

F. M. Demarest

MY HUSBAND is the only person I know who can shake an omelet with one hand and chop parsley with the other without shaking and chopping vice versa. But it was not always so. Pete's reputation as a cook began when he brought home a ten-pound coffee grinder, an iron one like the big red one he had envied in the grocery store as a small boy, and screwed it down on a kitchen table. I had to admit that it added to the atmosphere of the Hungarian peasant kitchen we had fixed up to entertain in. It was the devil to keep clean, but then so are the brasses and pewters and coppers and plates and things that hang around the kitchen walls.

So Pete began by making coffee in an atmospheric way, and went on to pancakes browned on an old iron griddle like the one his grandmother had. More atmosphere; more reputation. People said there never were such pancakes, asked him how he mixed them, called for more with syrup, and went out to tell the world what a cook Pete was. I knew darn well there were millions like them because all he did was to dump the ready-mixed ingredients from a box into a beautiful English mixing bowl where the batter looked lovely against the green-blue glaze, but I was too much amazed by the flowering of Pete's hidden talents to give him away. People still think there are no coffee and pancakes like Pete's.

One Sunday morning when we were guestless I caught him squinting at the oak beams of the kitchen ceiling. "We ought to hang corn and herbs there," he said.


"Why not quarters of beef and pig rumps, while we're at it," I said.

That winter Pete bought five books on herbs and read them thoroughly. I thought it was a passing fancy but, come spring, he brought out all the packages of seeds he had been hoarding and put them into the hotbed, where they flourished. The first omelet he turned out made me think of shrubs wrapped in wadding, but I ate it and said it was original, silently thanking God we had no guests. The next Sunday we did have guests, and they were no more surprized than I when the omelet came on. Folded neatly in the middle of a blue platter, it was as beautiful a thing as ever came from the loving hands of a French chef.

Pressed for his recipe, Pete modestly stated that the decorative aspect of the finished piece was an art that could not be learned, but that the omelet itself could be made more or less like this:

Break five eggs in a bowl (for every two people) and beat. Add usual seasonings—salt, pepper, paprika. Shake constantly over fire until outside is browned and inside is just soft enough not to run. Before taking from pan fold in chopped herbs: chives, few nasturtium stems, chervil, summer savory, thyme, small piece dill pickle, also chopped. Decorate platter with leafy sprigs of same herbs, sprinkle with starry blue flowers of borage (the taste is slightly reminiscent of anchovy), sliced tomato, two dabs green jelly.

Pete's next *pièce de résistance* came forth at an *al fresco* supper around the grill. I had



My Husband Cooks with Atmosphere

MARION HOLDEN BEMIS

wanted the usual steaks, but to my great distress he brought home ground round beef for hamburgers. I think he had been practicing in secret, because they were the hit of the evening . . . never were such hamburgers . . . how did you do it . . . Pete you're wonderful. Pete beamed, but his manner was wary because he was still on the make.

Herbs were the secret, he said. He had been to the Greek market and discovered Regani—a version of origanum—that comes two bunches for five cents and does marvelous things to soups, roasts, gravies, hamburgers. "A pinch," said Pete, "to a pound of meat." Then a touch of bay leaf, powdered; also fresh thyme, a pinch of summer savory, a few caraway seeds, some fresh dill.

Pete became so herb conscious last summer he was embarrassing. He'd call up total strangers, ask to visit their herb gardens, and come home with his pockets bulging with slips; he wrote notes for hours in the cottage herb garden just outside of Stockbridge, Massachusetts, at the Garden Center; he subscribed to herb journals; he made friends with an English gardener who does the rounds of our countryside and whose secret passion is herbs. He grew acres of mint—there are dozens of varieties—and became an expert with the

julep, trying everything suggested until he found that the perfect mint emulsion is made by putting the mint leaves into the canvas bag with the ice and crushing them both together with a flat wooden hammer. (Our first juleps resembled marsh water, with algae.) He even sneaked into the kitchen one night and stuck three mint leaves and some lettuce into the pot to cook with the peas. The result was delicious—strange as it may seem.

Instead of looking at the flowers, as they stroll about the place (and have you ever seen people *really* interested in flowers and plants they didn't grow themselves?), guests now go on smelling expeditions to the herb garden and copy Pete's professional manner in swishing the hand over the leaves and then smelling the hand. On the markers in the bed of lavender he has tied bits of old lace which make a ready answer to the inevitable question—"But *where* is the old lace?"

Pete is most masterly however in his musical monologue for the numerous varieties of thyme. "This," he says, pointing to the common thyme, "is 4-4 time. Over here is 6-8; this is 9-8, and this tiny-leaved plant with the orchid flowers is 12-6." He plays the cello, so he feels he has a right to confuse people by stating that 12-8 against 5-4 is easier to manipulate in a salad than it is in a Ravel quartet.

Pete has always loved plain hard-cooked eggs, but now he fancies them up with chopped herbs and a touch of tarragon. He is growing tarragon this summer and expects to make barrels of vinegar in the fall. A small bottle generally lasts us about a month, so I dare say this autumn's output will last the rest of our lives unless we take to bathing in it.

We now have bunches of herbs hanging from all the beams of the kitchen. They make nice nests for the spiders but I overlook that because the herbs we actually use are carefully dried on canvas stretchers, de-leaved, and packed loosely in labeled jars for the yellow shelf which holds the mustard, the Hungarian paprika, the salt, and the wooden pepper grinder. Since Pete took to herbs we use only freshly ground pepper (its taste is more exciting), freshly ground coffee, and I expect at any moment to see him coming home with an old stone grist mill so that we may also have freshly ground flour. Now when we all drink too many cocktails because dinner is late in being announced, I always know that Pete is in the kitchen making the gravy into which he puts all the odds and ends in the refrigerator, along with a pinch of at least six different herbs. I have to admit that it makes other sauces seem pretty flat.

PETE now presides over Sunday morning breakfasts complete with apron, chef's coat, and high starched hat. He has trained his nephew Johnny (who duplicates him in a small chef's outfit) to be his chief assistant, and together they make a piquant picture bending over the hot range on a winter Sunday. What with one thing and another it makes a lot of conversation, but I say it's good fun and I am pleased to note the herb garden costs less than Pete's golf score used to.

Homemade candies: plain and fancy


Just in time for the Christmas holidays, these delicious candy recipes come to you from our own kitchen. Some are extremely simple, so little sister can have her "try." Mother's skillful hands will manipulate the others

Recipe printed on back of each photograph


Recipe printed on back of each photograph

Recipe printed on back of each photograph

● Spanish candied orange peel




● caramel roll



● chocolate fudge



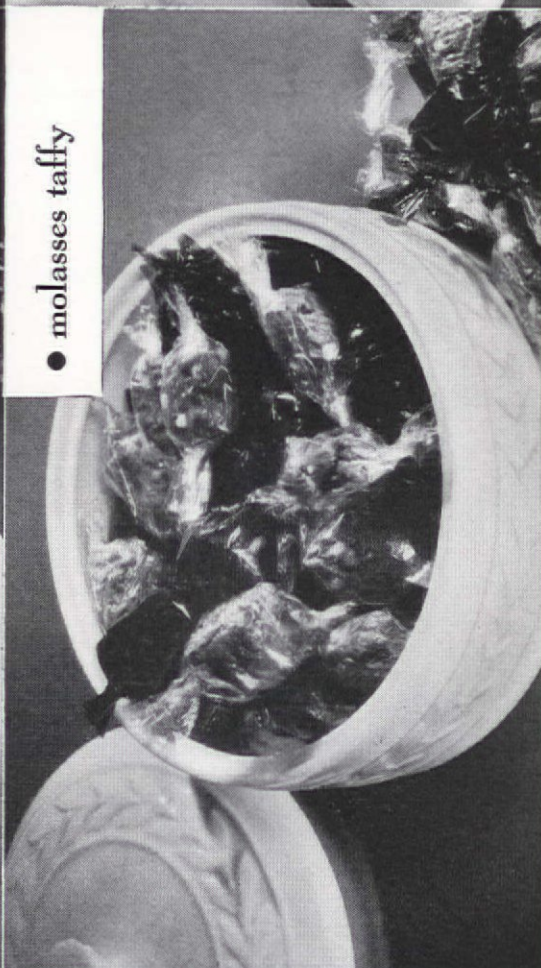
● fondant and variations



● Mexican orange candy



● molasses taffy



Home made candies: plain and fancy

When to beat and when not to beat, when to stir and when not to stir, when to cook to a soft ball, and when to cook to a hard ball—all these points are reckoned with on this page. And rightly so, for professional candy "doctors" say we're sure to have unhappy results if we don't consider such important things

Photograph printed on back of each recipe

Photograph printed on back of each recipe

Photograph printed on back of each recipe

● chocolate fudge

4 squares (4 oz.) unsweetened chocolate
½ cup water
3 cups sugar
¾ cup milk
¼ cup light cream
1 teaspoon salt
3 tablespoons butter
1 teaspoon vanilla

HEAT chocolate and water in saucepan until chocolate is melted. Add sugar, milk, cream, and salt. Cook slowly until candy thermometer registers 238° F., or when mixture forms a soft ball when a small quantity is dropped into cold water. Remove from heat, add butter and vanilla, and place in pan of ice water for 5 minutes. Beat briskly until very thick and turn into well-buttered pan, 8 x 10 inches. It can be cut and served about 5 minutes after it is poured into the pan. Makes 40 to 50 pieces.

Variations

Stir in one cup chopped nut meats or 12 marshmallows cut in small pieces before turning fudge into pan.

Submitted by JEANNIE AUSTIN
Tested by THE AMERICAN HOME

● caramel roll

2 cups sugar
¾ cup corn syrup
½ cup butter
2 cups light cream
1 teaspoon vanilla
1 cup nut meats, chopped

PLACE sugar, corn syrup, butter, and ½ the cream in saucepan and stirring constantly bring to a boil. Add the remainder of cream gradually so boiling does not stop. Cooking over low heat, stirring frequently, to 248° F. or until syrup separates into threads which are hard but not brittle when tested in cold water. Remove from heat, add nuts and vanilla and turn into well-buttered pan 8 x 8 x 2 inches. When cold cut in small squares. Wrap in waxed paper or Cellophane. Makes about 75 candies.

An interesting variation, photographed on reverse side: Line a buttered pan with finely chopped brazil nuts, cover with thin layer of the caramel mixture. When cold wrap around a roll of fondant (see basic recipe) containing chopped pistachio nuts. Roll as for jelly roll. Wrap in waxed paper and let stand at room temperature for several hours. Slice with a sharp knife.

Tested by THE AMERICAN HOME

● Spanish candied orange peel

Peel from 4 oranges
2 cups sugar
¼ cup red cinnamon candies, or
Green food coloring and
8 drops oil of peppermint

CUT orange peel into thin strips with scissors. Put in a saucepan, cover with cold water and let come to a boil. Drain, cover again with cold water, and bring to a boil again. Drain, and add sugar and water. Bring to a boil, add cinnamon candy (or food coloring and oil of peppermint), and continue to cook slowly until all but one tablespoon of syrup has boiled away. Turn strips out on a plate or pan, sprinkle with granulated sugar and roll until each piece is well coated with sugar. Store in lightly covered container. For the photograph, reverse side, half the orange peel was cooked with cinnamon candies and half with peppermint. These colorful varieties are particularly appropriate for Christmas.

Tested by THE AMERICAN HOME

● molasses taffy

1 cup dark molasses
1½ cups dark brown sugar
4 tablespoons butter
½ cup water
1½ tablespoons vinegar
¼ teaspoon salt
¼ teaspoon soda
1 cup nut meats, chopped

PLACE all ingredients except soda and nut meats in saucepan and cook, stirring occasionally until it forms a hard ball when a little is dropped in cold water, or 254° F. by the candy thermometer. Add soda. Pour onto well-buttered platter sprinkled with the chopped nut meats. When cool enough to handle, pull until light colored and it begins to harden. Stretch to desired thickness and cut with shears into one-inch pieces, twisting the uncut candy half way round after each incision. Cool on waxed paper and when cold, wrap each piece in waxed paper or Cellophane. Makes about 60 pieces.

Tested by THE AMERICAN HOME

● Mexican orange candy

1 cup sugar
¼ cup boiling water
2 cups sugar
1 cup evaporated milk (not diluted)
Few grains salt
Grated rind 1½ oranges
Grated rind ½ lemon
4 tablespoons butter
1 cup nut meats

PUT 1 cup of sugar into a heavy frying pan and place over low heat, stirring constantly. When melted and the mixture has turned a light brown color add the ¼ cup boiling water and boil until sugar is dissolved and a heavy syrup is formed. Add the 2 cups sugar, milk, and salt. Cook until it forms a firm ball in cold water or reaches a temperature of 242° F. Just before candy is done, add grated orange and lemon rind. Remove from heat, add butter and let stand until cool. Beat until creamy, add nuts and continue beating. Turn into buttered pan, 8 x 8 x 2 inches. When cold mark in squares. Let stand in pan several hours before removing. Makes 30 to 40 pieces. This candy is excellent to pack as it remains creamy on standing.

Tested by THE AMERICAN HOME

● fondant and variations

HEAT sugar, boiling water, and corn syrup in saucepan, stirring constantly until sugar is dissolved. Cover and boil slowly 3 minutes. Remove cover; continue cooking to 238° F., or until mixture forms a soft ball when a little is dropped in cold water. Wipe sides of pan frequently with damp cloth wrapped around a fork. Pour without stirring into a cold dampened platter. Set on rack and cool until hand can comfortably be held on bottom of platter. Add vanilla. Beat until creamy and firm enough to handle. Knead until smooth. Let stand until cold. Wrap in waxed paper or in covered jar. Let ripen at room temperature overnight before using.

Fondant patties:—Melt 1 cup fondant in top of double boiler until just thin enough to run from spoon. Color and flavor as desired. Pink food coloring and oil of peppermint, or green food coloring and oil of wintergreen are particularly delicious. Drop from spoon in individual pieces on waxed paper.

Home-dipped chocolates:—Flavor fondant, adding fruit or nuts, if desired; shape and allow to dry on racks for several hours before dipping. Melt dipping chocolate over hot water (not boiling) and when temperature of chocolate has reached 130° F., remove to pan of cold water. Cool chocolate to 83° F. Drop fondant centers one at a time into chocolate; remove with 2-tined fork, allowing excess chocolate to run off; place on waxed paper to harden. May be rolled in nuts, chocolate shot, or coconut.

½ c. gran. sugar 5 tbsp. light corn syrup
1½ c. boiling water 1 tsp. vanilla

A PERFECT DAY

--- for a steaming plate of Campbell's Vegetable Soup!

BLASTING WINDS — drenching rains — falling mercury! Campbell's Vegetable Soup is a welcome lunch at any time, but on a day like this, it really hits the spot! Youngsters like nothing better when they come trudging in, cold and wet. Have this good soup ready for them — piping hot! It will drive the chill away and leave them glowing with energy.


When days are dark and dreary, you want food that is bright and warming. And so it's comforting

to know this: Campbell's Vegetable Soup contains fifteen different vegetables, temptingly blended in an invigorating beef stock. From warm sun-bathed gardens they were picked — prime, and luscious, and crisp. Campbell's chefs have captured their fine flavor — as well as their minerals and vitamins — to bring them to you in this robust soup.

More threatening days loom ahead! Why not join the wise mothers who keep a supply of Campbell's Vegetable Soup on hand? In a moment

you can have ready a wholesome, nourishing soup practically a meal in itself. And when windows rattle and the trees bow dismally before the wind, remember then: it's "A Perfect Day" — for a steaming plate of Campbell's Vegetable Soup!

Campbell's
VEGETABLE SOUP



ALL FROM THIS ONE FRUIT COCKTAIL!

Inspirations




Imagine! Thrifty rice pudding looking and tasting this grand!

New breakfast idea, too! Fruit Cocktail on your pet cereal.



Bake ham till almost done; drain extra liquid. Add cocktail; finish baking.

For a colorful dessert, freeze DEL MONTE Fruit Cocktail "as is."



Just where could you find a gayer sauce for leftover cake? It's DEL MONTE Fruit Cocktail, the syrup slightly thickened.

A bright, cheery salad, too — DEL MONTE Fruit Cocktail in gelatin. Also see DEL MONTE Fruits for Salad, below.



Saucy tarts! Thicken cocktail syrup. Season with brown sugar, butter, nutmeg. Fill baked tart shells with fruit and syrup.

for brighter meals



for brighter meals

You'll like DEL MONTE Fruits for Salad, too! The fruit cut in larger pieces — especially for salads.



Haven't you noticed? Why, ideas seem to pop right out of a can of DEL MONTE Fruit Cocktail.

Not surprising, either. For look at all the marvelous goodness this cocktail combines! Luscious DEL MONTE Peaches and Pears. Zesty pineapple. Seedless grapes and scarlet cherries. Blended just right—the work all done!

No wonder more and more women are serving DEL MONTE Fruit Cocktail in more and more ways. Always — and often — as a cocktail, of course! Try it yourself. You'll call it your menu-brightener No. 1!

P. S. Another flavor inspiration — DEL MONTE Coffee!

IT'S *Del Monte* FRUIT COCKTAIL

Two gay parties

[Continued from page 24]

A buffet set-up is always popular and requires the least work. Refreshments can be served either in the living or dining room. Print the following menu and put it on the serving table where it can easily be seen.

TIME To Eat!

Menu EXPOSED for 1 Hour

ALL SIZES cold meat
SNAP-py cheese
FINE GRAIN rolls PRINT butter
CANDID fruit or orange peel
IMPOSE-ing assortment of cakes
and cookies
CLICKO ginger ale
SOLUTION of coffee (SECONDS
allowed)

BULBS and POSE-ies by local florist

Having got off to such a good start, the evening's program from this point on will be turned over to the guests, who, by this time, will doubtless have thought up some ideas of their own. Meanwhile, the hostess may pat herself on the back and relax!

A Trailer Travelogue Party

Are you or your friends definitely planning a trailer trip, or do any of you ever think longingly of the day when you will lock your front door, step into a "house on wheels," and travel wherever your fancy dictates? Why not try it in your own living room first, some night soon, and let your friends in on the fun!

Decorations: There should be a prominent sign, printed on cardboard, reading:

Welcome To
ALL-STATES TRAILER CAMP
"Where New Friends Meet"

Smaller signs around the room can read as follows:

PICNIC GROVE
(no flies admitted)
GAS STATION
(gals, and more gals.)
THE PUMP
Well! Well!
KIDDIES' KNOOK
(a break for Mother)
WINES & LIQUORS
(always in fine Spirits)
RUNNING WATER
(such a pretty brook, too)
LIGHT REFRESHMENTS
(so light you'll hardly notice them!)

PARKING BY DAY OR WEEK
(Home was never like this!)

In one corner of the room have three or four camp chairs and a small table set for picnic lunch.

Near this place a water pail and cup and a few empty milk and pop bottles. In another corner have a clothesline full of wash. An empty kerosene can will suggest cooking. A campfire can be made ready for toasting marshmallows (if there is a fireplace in your room). Any other camping items may be used to advantage.

The hostess should greet guests in a house dress and apron or in slacks and a "cute" blouse. Either costume demands high-heeled shoes and an eye shade. The host should wear old trousers and polo shirt with suspenders in evidence. White sports shoes and a cigar will give an extra authentic touch.

Refreshments: Hot dogs, sandwiches (cheese, ham, bologna), hamburgers, dill pickles, fruit, ice cream cones, pop, ginger ale, Coca-Cola, beer, etc., candy bars and gum, coffee. Serve on paper plates with paper napkins.

Games: 1. "A CAPITAL TRIP"—Have small pad and pencil for each guest. At a given signal, guests must write down all the states and their capitals they can think of in fifteen minutes. This game will start the evening off with the proper spirit. Prize—A road map.

2. "IN A BAD STATE"—Select five states, not too familiar, and have guests write names of the other states bordering on them. Time: 10 minutes. Prize—10¢ Atlas of the United States.

3. "TRAILER TROUBLES"—Get pencil and paper ready. Turn out lights and tell your guests to draw a picture of a trailer. It won't take very long and the results will be amazing! The best likeness wins—A school slate.

4. "BILLBOARD BLUES"—Before guests arrive, cut out well-known gasoline or automobile advertisements and paste them on separate sheets of paper or cardboard. Be sure to hide name of product completely. Hold each one up for guests to see and ask them to write name of each product advertised. No whispering or hints allowed! Prize—Dark glasses to wear when passing unattractive road signs.

5. "TRAVEL AT YOUR OWN RISK"—Have as many blank, folded slips of paper as there are players. On one of these write "California" and on another write "Florida." Mix these all together and let each guest draw one. The two drawing the marked slips must each give a five-minute talk on "Why California is a better place to live than Florida," or vice versa. The audience will vote for the winner, who is to be judged by the number of converts he can win over to his side. Prize—A large orange or grapefruit tagged "California" or "Florida" according to winner.

FINALE: If there is a piano, mandolin, or guitar in the house

it won't take long to wind up a jolly evening singing all the old favorites, not forgetting the trailer camp song—"It's a Long, Long Trailer . . ."

Children can both sleep and play

[Continued from page 17]

of the playthings to which they are by nature entitled.

Children and their needs seem to be singularly slighted in the designing of apartments for people of moderate means—those who cannot afford to provide their children with a separate playroom as well as a nursery. Bachelor apartments are designed with cupboard bars, housekeeping apartments for young couples arranged with kitchenettes that appear from behind mirrored doors as if by magic, and there are so-called one-room homes that can be made into living rooms or bedrooms by pressing a button.

Couldn't a room be designed for the children in which they could both sleep and play, if a little of this ingenuity were devoted to planning for their comfort too? If there are any beds that we long to have fold up into the wall out of sight, it is those in the nursery. This device alone would turn it into a playroom at a moment's notice. The objection that it would be impossible to determine the size of the beds required is not a valid one. Cribs and bassinets take up very little room. They need not be considered. It is when children grow big enough to need junior-size beds that the space seems to vanish. Couldn't this room include small folding twin beds for two children, or for one child and a nurse, and be so arranged that either both, or only one bed, could be used at a time? In this way the room would be equally convenient when needed for a nurse and a smaller child with his own crib.

We have considered here only the possibilities of improving the rooms planned for children in rented apartments. In a home of one's own, a great deal more could of course be done to render a two-purpose room ideal for children. For instance to apply the same principle as that of the folding beds to solve for us the occasional need of a big play table for trains or group hand work, Ping-pong, and other games would be to double the present possibilities for play in the nursery without permanently crowding the room. Such a table when closed could be framed in picture moulding and partially backed by a blackboard. Maps or pictures could be hung over the blackboard when not in use.

Ancient rulers of Hawaii received royal gifts of fragrant pineapples on feast days.



Islanders enjoy
Holidays, too

Today gracious Island
hostesses offer their holiday
guests royal hospitality in the
modern manner—tall, brimming
glasses of DOLE Pineapple Juice.

For fragrance and flavor, for
constant refreshment, for the
goodness of its natural fruit
sugars, drink DOLE Pineapple
Juice from Hawaii.





It made *angels* out of four dirty boys!



Here's help for mothers whose children balk at cleaning the bathtub.

"As you know four boys can bring in a great deal of dirt," writes Mrs. H. G. Smalling of Flushing, N.Y. "I've taught the family that after every bath, Bon Ami rubbed over the tub keeps it always immaculate—it also keeps porcelain so smooth that no cracks are formed to catch and hold the dirt.

Nothing like it!

"I've been using Bon Ami for the past 16 years," Mrs. Smalling adds, "with an occasional try at 'something new,' but I haven't yet found a substitute for it."

How to make bathtub cleaning easy!

1. Always keep Bon Ami in the bathroom.
2. Show your family how *quickly* anyone can clean up with it.
3. Make sure it's *Bon Ami*. Because Bon Ami cleans easily—gives a bright polish—never scratches—and rinses away completely.



Bon Ami *saves time...lightens work...doesn't redden hands!*

Remodeling a Pennsylvania farmhouse

[Continued from page 26]

rations and outcroppings which some of the houses acquired. But their simple, rectangular form and good roof lines and thick stone walls (some of which were completely buried beneath heavy coats of a brown cement mixed with sand and mica) have an enduring excellence. The trend to country living today (a commuter's country living, within thirty miles of the city), has created new interest in these old structures, and they are rapidly being remodeled and equipped for modern requirements.

An old stone house located on a steep, winding road in White-marsh Township outside of Philadelphia was transformed into the comfortable home illustrated here for approximately \$9,000. Originally a tenant house, it is now the residence of Mr. William J. Woolston, the owner of the surrounding farm land. Built directly on the road, a road which has known the ebb and flow of history and human activities for more than a hundred years, it is strongly and picturesquely entrenched in the hillside so that three stories appear above ground on one side and two stories on the other sides. The front portion of the house with exterior walls about two feet thick is the original part; a rear wing in Victorian style, of dark siding with a high, gabled dormer and high, four-paned windows, was added later. This rear wing has been remodeled entirely and a garage wing added, but the lines of the old stone structure are pretty much what they were.

The stone walls have been replastered with a bright, white coat which enhances the rough, rocky surface of the stones and gives an interesting texture. A single dormer introduced into the roof at the front of the house provides an extra window in the top floor bedroom. In rebuilding the rear wing the walls were faced with light shingles which were also used on the walls of the new

garage and its stairway, while light batten board siding was used on gable ends and on the whole front end of the garage. On the high side of the house, in the courtyard formed between the house and garage, is a long, brick-paved covered porch which serves as the main entrance and as the kitchen porch, but it is completely and cleverly divided by high Colonial settles. The garage is closely joined to the house by a small passageway which connects with the kitchen and with the porch. A stair from this passage mounts to two bedrooms and a bath over the garage, a suite entirely independent of the rest of the house. This stairway is built outside of the walls of the house and garage and its steep roof line and enclosing wall is an interesting feature of the rear of the house.

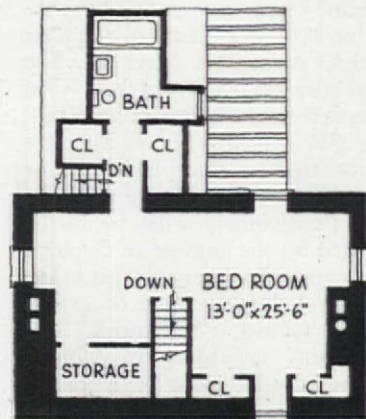
The appearance of the house from the fields at the rear is in such surprising contrast to the front that you could mistake it for another building. The three stories facing the road form the high, regular outline seen in the photograph on Page 25, but at the back the two upper stories of the house and ell-like wing spread picturesquely over the land as shown to advantage in the large illustration on Page 26.

Backyard living

[Continued from page 23]

white brick. To harmonize with this dominating shade, the flowers at the base of the shrubbery include petunias in purple, blue, and white varieties, and pale pink and lavender asters. Among the shrubs chosen were the blue-flowered Sollya heterophylla and Duranta plumieri, the rose-flowered Escalonia rubra, and Cotoneaster parneyi, which has the largest and most attractive berries in the cotoneaster family. The low growing evergreen South African shrub, Aster fruticososa, with flowers closely resembling Michaelmas daisies, provides bloom for three months in the spring and early summer. Against the shady garage wall climbs a Bignonia violacea, whose flowers grow in pale lavender clusters.

The privacy secured by enclosing the garden makes it usable at all hours. For sun-bathing in the morning and for tea and conversation in the afternoon it makes an agreeable setting. The hostess who formerly centered her entertaining within doors, now invites her guests out into the sun and air; her luncheons, bridge parties, Sunday morning breakfasts, and suppers on summer evenings take on a new mood of freshness and novelty. By making a moderate expenditure, she has increased the attractiveness of her home.




How to Cure A Cold North Bedroom

by Crawford Heath

HAS it ever occurred to you what scant protection the walls of your home provide—how little there is between you and the biting winds from the north?

In all likelihood, you've never given it a thought. You are satisfied that your home is as well built as any of equal size or value. And, no doubt, you're right. Yet, if it is of typical construction, the chances are great that it has one failing in common with most other houses—cold rooms that simply *won't* heat up as they should—drafty rooms that are as uncomfortable as they are unhealthy.

THERE'S A "DANGER ZONE" in practically every house where rooms are cold, drafty and hard to heat. These "danger zones" can be corrected with scientific insulation.



1

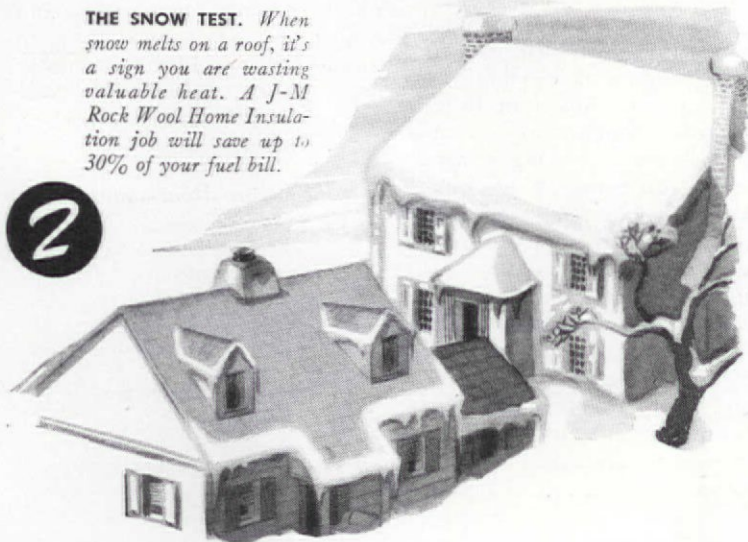
If your house has been built several years, you become increasingly positive that the cause of your discomfort is that antiquated heating system. If the house is relatively new, you begin to wonder if you got what you paid for.

In a majority of cases, the culprit is none other than Old Mother Nature herself. If you've ever tried to warm yourself before the open hearth of a drafty cottage on a cold fall morning, you have an exaggerated picture of the competition most heating systems encounter every winter day!

Far-fetched? Not at all. If your house is a conventional building, all that stands between you and the great outdoors is a $\frac{3}{4}$ " layer of plaster, held in place by some form of lath... a four-inch hollow drafty air space... a thin layer of sheathing... and, nailed to that, an even thinner coating of shingles or clapboards. It's no wonder most rooms are hard to heat.

During the winter, the wall spaces around your house fill with cold air. Since plaster is porous and transmits heat, the warmth of your house seeps

THE SNOW TEST. When snow melts on a roof, it's a sign you are wasting valuable heat. A J-M Rock Wool Home Insulation job will save up to 30% of your fuel bill.



2

through into these air pockets. And what is worse, the more the wind blows, the faster this whole wasteful process occurs—one of the chief causes of cold, drafty rooms.

Before outlining the cure for this condition, let's look in your attic. Here, an equally bad situation usually exists. All that divides house from sky is a thin veneer of shingles. Since warm air rises, the heat from your rooms is

sucked into the attic space and, again, vanishes into the cold air above.

In summer, the whole process is reversed. As the sun beats down on your walls and roof, they heat up quickly—often to 150°. This heat seeps through the walls and roof into the hollow wall spaces. At night the stored-up heat escapes very slowly. That is why it takes so long for your rooms to cool off. And what can you do about it?

Fortunately, Old Mother Nature has also created the cure—a fluffy, wool-like substance known as Johns-Manville Rock Wool. This is an amazing material developed in the laboratories—literally "wool" blown from molten rock out of man-made volcanoes. It is fully described in an interesting booklet called "Comfort that Pays for Itself," which is yours for the asking. As the ideal insulating material for walls and attics, with its millions of tiny air cells, J-M Rock Wool is an efficient barrier to the passage of heat or cold! The surest cure for cold rooms.

As pioneer in the business of curing cold houses by means of a unique yet simple method of blowing the Rock Wool through a hose into empty attic and wall spaces, Johns-Manville is equipped, from the standpoint of products and experienced service, to bring you year-round comfort that *pays for itself*. J-M Insulation saves up to 30% of the usual fuel costs, reduces summer heat up to 15°. There are more houses insulated with J-M Rock Wool than with any other product of its kind. Why not let J-M Rock Wool Home Insulation stand between you and the weather?

How Insulation Answers Summer Heat Problem

?


Uninsulated attics often exposed to as much as 150° on the roof.

?

A hot attic causes a hot house. J-M Insulation provides a barrier to this unwanted heat.

?

Summer heat leaks in through uninsulated walls. J-M Rock Wool Home Insulation reduces room temperatures up to 15°.



3

WHY BE UNCOMFORTABLE, RISK COLDS, WASTE MONEY?

This valuable **FREE BOOK** will show you how to have a warmer house in winter and **SAVE up to 30%** of your **FUEL BILLS**.

"Comfort that Pays for Itself" is the most authoritative book on home insulation ever published. Fully illustrated with simple explanations of scientific facts. Explains the J-M method of insulating almost any kind of existing home. Shows importance of a complete job. Before you insulate your home, you need this interesting book. It's yours for the asking.



JOHNS-MANVILLE, Dept. AH-1, 22 East 40th St., N.Y.C.

Name _____
Street _____
City _____
State _____

Please send me, without cost or obligation, your free book on home insulation—"Comfort that Pays for Itself." I am interested in insulating my present home, proposed new home.




Johns-Manville

ROCK WOOL HOME INSULATION

"Stands Between You and the Weather"

High-hat dessert — Easy! Quick!



CHOCOLATE ANTOINETTE

2 egg yolks
4 cups milk
4 tablespoons Minute Tapioca*
½ cup sugar
¼ teaspoon salt
¼ cup Baker's Premium Shred Coconut

2 squares Baker's Unsweetened Chocolate, cut in pieces
1 teaspoon vanilla
2 egg whites
4 tablespoons sugar


Mix egg yolks with small amount of milk in top of double boiler. Add remaining milk, Minute Tapioca, sugar, salt, and chocolate. Place over rapidly boiling water and cook 10 to 12 minutes after water boils again, stirring frequently. Add flavoring and turn into greased baking dish. Beat egg whites until foamy throughout; add sugar, 2 tablespoons at a time, beating after each addition until sugar is blended. Then continue beating until mixture will stand in peaks. Pile lightly on pudding; sprinkle with coconut, and bake in moderate oven (350° F.) 15 minutes, or until delicately browned. Serves 8. All measurements are level.

*IMPORTANT: Use genuine Minute Tapioca in this recipe for perfect results.

● Another grand one—make a Peach Tapioca soon, following Fruit Tapioca directions on the Minute Tapioca package. →

And send—now—for a

FREE Brand-new cook book of 58 miracle-working recipes! Address General Foods, Dept. A.H. 1-39, Battle Creek, Mich. If you live in Canada, address General Foods, Ltd., Cobourg, Ont. Offer expires June 30, 1939.



Hors d'oeuvres

[Continued from page 42]

Martini or Manhattan cocktail, served in crystal glasses from a silver shaker, or sometimes the milder dry sherry poured from a crystal decanter; and there is the tray daintily arranged with appetizing and colorful hors d'oeuvres. In homes without servants, the serving is done charmingly by host and hostess, the host passing the cocktails, the hostess the appetizers.

Americans with their customary *savoir faire* sweepingly use the word "hors d'oeuvre" not only for the conventional pre-dinner appetizer, but for all the hastily made snacks we love to serve for the drop-in guest. The word "snack" is also an adopted child, a term until lately more commonly used by the English. We have adapted this to our use as "snacking." It can mean anything from an informal buffet service to a raid on the kitchen refrigerator, a drink, crackers with multiple cheeses, canned fish, or the modern spreads, often in the original containers. Our modern type of domestic savory spreads are made especially to fit this need. They are ready to serve instantly, packed in wide-mouthed table service glasses, attractive enough to be placed au naturel on the cocktail tray or buffet. Spreaders are added and the guests help themselves. It is all very simple and purposely designed for our maidless, hurry-up mode of living.

European conventional hors d'oeuvres continue to demand the use of anchovies, caviar, pâté de foie gras, while the English use also a great many of their own blended pastes. These blended English pastes have been the models for many of our own modern commercial appetizers. American epicures with their flair for cookery adapted these "Old Country" recipes to American tastes. American manufacturers thus spurred by the increasing demand for new, intriguing flavors (and with the world's richest food resources at their disposal) have created commercial savories and pastes that surpass the finest importations. It used to be the "fashion" to suppose that delicacies to be good *had to be imported*. Today we know that from our own fair fields and expansive waters come epicurean delights surpassed by none. The hostess need no longer do her shopping abroad. Delicious domestic hors d'oeuvres, priced to fit American pocketbooks, are now presented in endless array for the passing of a small coin. In addition to being wholesome and zestful, the new domestic spreads give plenty of

natural color to your tray and are useful for both afternoon tea sandwiches as well as hors d'oeuvres. Imported filet of anchovy and the like are strictly conventional pre-dinner appetizers, not suited to sandwiches.

Ready-to-serve hors d'oeuvres should be of a size not to exceed two bites. They can be made on crackers, Melba toast, or bread. Use of bread is very American, and very modern. It is a blessing to the maidless hostess for hors d'oeuvres can then be made hours ahead, kept in the refrigerator, and arranged on service trays when needed. Nimble fingers, an eye for color, and a flair for taste combinations will produce a tray of tidbits to delight any gourmet.

Rolled Hors d'Oeuvres

A day-old sandwich loaf, or pullman, is best. It is easier to cut than very fresh bread. For hors d'oeuvres use the small sandwich loaf; for tea sandwiches, the large. The method is the same for both. Have your knife very sharp—or perhaps you have a good-natured delicatessen man who will machine-slice the loaf (lengthwise) for you. Be sure to specify ¼ inch thickness. One loaf will make eight or nine slices, and each slice will make six large hors d'oeuvres or afternoon tea sandwiches. If you are to cut the bread yourself, remember, a *very sharp knife!* Hold the bread perpendicularly, remove one side crust, and slice remainder of loaf down slowly into ¼ inch slices. Watch ends of knife projecting from both sides. If you *don't watch the knife* the slice will probably run crooked. Don't squeeze the loaf too hard! You will give it a "waist." Lay cut slices between folds of damp cloth. Let stand an hour or more before attempting to roll. Now remove one slice at a time from towel, trim remaining crusts, and spread one side generously with softened butter. Plenty of butter insures a well-shaped roll! Now spread with mixtures given below, or any mixture you prefer.

Sardine Foursomes

Blend into a paste:

1 2½ oz. glass Sardine Savory
1 package Philadelphia Cream Cheese
2 chopped hard-cooked egg yolks
1 tablespoon chopped dill pickles

Bengal Appetizer

Blend smoothly:

1 2½ oz. glass Bengal Savory
2 packages Philadelphia Cream Cheese
1 chopped egg white
1 tablespoon chopped chives

Steak with Roquefort

Blend smoothly:

1 2½ oz. glass Savory Steak
2 tablespoons Roquefort cheese spread
1 teaspoon mayonnaise

More Cellophane Envelopes for Your Menu Maker

You can obtain additional cellophane envelopes for your Menu Maker. They cost but 50¢ for 50 or \$1.00 for 100. Write to The AMERICAN HOME, 251 Fourth Avenue, New York, N. Y.

INTERIOR DECORATION

FOUR MONTHS' PRACTICAL TRAINING COURSE

Spring Term Commences February 1st

Intensive training in the selection and harmonious arrangement of period and modern furniture, color schemes, draperies, wall treatments, etc. Faculty composed of leading New York decorators, Cultural or Vocational Courses. Also two-year course in Design. Day or Evening Sessions. Send for Catalog 12-R

HOME STUDY COURSE

Those who cannot come to New York may take the same subjects by the Home Study method. Students obtain personal assistance from our regular Faculty. No previous training necessary. Practical, simple, authoritative and intensely interesting course. Requires a few hours weekly in your spare time. Start at once. Send for Catalog 12-C

NEW YORK SCHOOL OF INTERIOR DECORATION

515 Madison Avenue • Established 1916 • New York City

Garnish the spread slice (cross-wise) with chopped ripe olives, pimiento, egg white, chopped parsley, or chopped chives. Stuffed green olives make an attractive "bull's-eye." See page 42 for illustrations.

Be sure to hold firmly in your fingers, and *roll from you!* Wrap completed roll in wax paper, twist ends of paper, tamalelike, and place in refrigerator overnight, or for several hours at least. When needed, cut roll into six even slices. If olives have been used in "bull's-eye" be sure to cut between, and through the center of each olive. This will place the "bull's-eye" on one cut side of each sandwich. You can vary the garnishes as you wish, getting color and flavor combinations in as wide a range as the scope of your imagination. A slender boiled carrot makes a good and colorful center. Simple garnishes are best, are less expensive, and do not out-flavor the original spreads.

Open-face sandwiches (like the rolled variety) can be eye-appealing and works of art. They, too, can be made with mixtures given above, or with any other mixture you wish to concoct, using the same garnishes. A good rule to follow for garnishing is to use dark garnishes on light spreads; light and highly colored garnishes on dark spreads. It is hard to give rules for this, no two people achieving the same results with given materials. Why not try to express your own individuality?

Old clocks

[Continued from page 15]

Charles Kirke for George Mitchell; Atkins & Downs for G. Mitchell and R. Atkins; Atkins & Downs for George Mitchell. Chief among Mitchell's partners was Irenus Atkins, his brother-in-law, who, for most of the time he was in the clock business, was a leading Baptist preacher of the community.

Barter pervaded the entire clock industry as the story of Elisha N. Welch demonstrates. His father had a foundry and cast the iron weights used in the weight-driven wooden clock movements, for which the clockmakers paid in finished clocks. It was Elisha's duty as a young man to peddle these clocks, going as far west and south as Philadelphia, often taking in payment scrap iron and old brass which he would haul back to Bristol. This early trading brought its reward, for in 1854 he bought the firm of Manross, absorbing also the J. C. Brown interest in the Forestville Manufacturing Company, and the S. C. Spring & Company. In 1903 the E. N. Welch Manufacturing Company became the present Sessions Clock Company.

However, the only early American clock concern to continue in the family that started it is the present E. Ingraham Company of Bristol, of which the founder was Elias Ingraham, a carpenter and joiner, who began to work for George Mitchell and Irenus Atkins in 1828, building their clock cases. In 1831 he went into business for himself and subsequently headed a series of firms from 1831 to his death in 1884.

The clockmaking industry has always felt the spur of competition. Although the thirty-hour wooden movement shelf clocks brought great prosperity because their low prices meant a wide market, some clockmakers had continued to make fine eight-day cast brass clocks in limited numbers and were able to sell them, a hardihood which eventually brought triumph to brass movement clockmakers as is here told.

Usually their clocks were made to order for some wealthy patron, for this type of clock movement was as fine and as perfect a piece of mechanism as it was humanly possible to produce. The art of rolling brass did not come into general use in this country until after 1825, and so the clock plates were cast between thick, smooth slabs of stone or metal. Finally, in 1823, Joseph Ives introduced rolled brass in the manufacture of his eight-day clocks. This cut costs materially, giving this phase of clockmaking a real edge on the wooden movement clockmakers. To offset this loss, some Bristol makers introduced the eight-day wooden shelf clock movement which today is quite a unique item, and one eagerly sought after by collectors.

Eventually the only recourse for wooden movement shelf clockmakers was to transform the machinery, which had been making wooden movements in large volume, to machines capable of producing rolled brass thirty-hour movements in large numbers. A thirty-hour brass clock which Chauncey Jerome introduced after 1836, according to his biography, induced this major revolution in clock manufacturing. But all Bristol clockmakers were equal to the task and almost immediately after 1838 practically all the Bristol clock firms were concentrating upon thirty-hour brass movements to meet the enormous potential market this low-priced clock had opened up. The end of the wooden movements had come. When fire destroyed Chauncey Jerome's Bristol plant in 1845, he moved his machinery and workmen to New Haven where his business was absorbed and became the New Haven Clock Co.

The story of the "wagon spring" clock concerns us at this point, for many Bristol companies manufactured this type under the pat-

PINEAPPLE COFFEE CAKE

Sift together 2 cups sifted flour, 4 teaspoons of baking powder, $\frac{1}{2}$ teaspoon each salt and mace, $\frac{1}{2}$ cup of sugar. Cut in 4 tablespoons shortening. Add 1 well-beaten egg and $\frac{1}{2}$ cup of the Pineapple syrup. Mix well. Spread in a greased pan (about 7" x 10") and top with two rows of 6 quartered slices of Pineapple, overlapping. Sprinkle some sugar and cinnamon between the rows and bake in quick oven (400°) for 30 minutes. An alternate topping: Spread batter with mixture of 1 cup drained Crushed Pineapple, 3 tablespoons each of softened butter and honey.


Something New in Quick Breads
AND THAT "SOMETHING" IS PINEAPPLE!

BY ANN CARROLL


Do try the combination of Canned Pineapple and these Quick Breads:

Stir $\frac{3}{4}$ cup of drained Crushed Pineapple into waffle, griddle cake, muffin or nut bread batter, using the Pineapple syrup as part of the liquid. . . . Top small unbaked biscuits with 2 Pineapple Tidbits each, sprinkle with sugar, then bake. . . . Serve waffles with Crushed Pineapple and butter heated together. . . . Try serving French toast, grilled slices of Pineapple and melted currant jelly. . . . Place brown sugar, butter and Pineapple slices in pan before adding coffee cake batter.

In every case, you will add to the wholesomeness of these favorites, for Canned Pineapple is a most healthful fruit, with its vitamins and essential minerals. So do stir up a delicious, easy Pineapple Quick Bread soon!



"That's no job for a woman!"



What's the idea of a woman butting into this problem of insurance for the home. That's a man's pleasure. Let him decide what to buy.

BUT JUST A MINUTE . . .

Doesn't the woman buy rugs, drapes, furniture, bedding — practically everything for the home? Isn't she in closer touch with these things, and in a better position to appreciate their values — to realize what it would cost to replace them — to know what *should* be insured?



I THINK YOU'VE GOT SOMETHING . . .

Send coupon for our interesting, free booklet "Insurance for the Home." It's crammed with good useful information on the subject of getting best insurance at the lowest cost. It shows the value of a complete analysis of your needs and explains how helpful your local Employers' Group agent can be in solving insurance problems.

Get it now



The EMPLOYERS' GROUP

110 Milk St. Boston, Mass.

Gentlemen: Send me without obligation your booklet, "Insurance for the Home"

Name.....
Address.....
City..... State.....

ents of Joseph Ives, an inventor whose constant experiments eventually perfected a mechanism based upon the movement of roller pinions of brass driven by a steel wagon spring. From Bristol he moved to Brooklyn around 1830, but the Connecticut clockmakers profited by his genius.

John Birge, a blacksmith, about 1828 became the head of a series of important Bristol clock firms making fine brass clocks under various Ives patents. Associated with John Birge were Erastus Case, William L. Gilbert, Ransom Mallory, Thomas F. Fuller, Ambrose Peck, and many other clockmakers who made names for themselves. Birge & Fuller (1844-47) built fine thirty-hour and eight-day brass movement clocks driven by the Ives (1845) patented wagon springs. And between 1850 and 1856, the firms of Irenus Atkins working under a license from Joseph Ives built the perfected thirty-day scrolled cast-iron framed wagon springs.

After 1842 the Connecticut clockmakers began to invade first England, and then the Continent with the sheet brass movement clocks; and because of volume production methods, they were able to sell these clocks at retail at a price the overseas manufacturers could not touch. But that is another story all unto itself of Yankee ingenuity in exploitation. The principal firms in this export business were the Jerome Manufacturing Company of New Haven, and Brewster Ingraham of Bristol. Thousands upon thousands of clocks were exported up until the Civil War, which interrupted exporting.


A real achievement!

[Continued from page 30]

The new porch of delightful line and proportion was substituted for the old stoop, and the ungainly dormer above removed. Entrance to the house is accomplished by three low brick steps at the end of the veranda, at the right of which is Mrs. Larabee's collection of native wildflowers.

The front door is a distinctive feature, made of wide planks with hand-forged, long-armed hinges. This opens immediately into the living room where white walls and woodwork form the proper background for the beautiful old furniture. The floor is stained very dark and the large hooked rug was made by Mr. and Mrs. Larabee. Their interest in things old and lovely was first stimulated by a winsome grandmother in New York State who bestowed on them, along with her wedding blessing, a deal of antique information and a wrought-iron, chicken-footed candlestick. Within a short time

Now - a New-Type FIREPLACE



Circulates Heat CUTS FUEL COSTS

Build a modern Heatilator Fireplace and enjoy proved heating comfort that no old-style fireplace can give you. The Heatilator Fireplace actually circulates heat to all corners of the room, and even to adjoining rooms. Thousands of owners in all parts of America will tell you that it cuts their heating costs . . . because they use it instead of wasteful furnace fires during spring and fall weather.

ANY STYLE MANTEL

The Heatilator Fireplace puts no limit on mantel design. Any style fireplace and any type of material may be used. That's why it is so ideal for any room in home or camp. It makes camps usable weeks longer, even for winter week-ends. And it solves the heating problem in basement rooms.

WILL NOT SMOKE

The Heatilator is a double-walled steel heating chamber—inclosed in the masonry—that circulates heat entirely by natural draft. This heating chamber acts as a metal form for the masonry, assuring correct design and perfectly operating smokeless fireplace. Saves construction labor and materials. No extras to buy—the firebox, damper, smoke-dome and down-draft shelf are all built-in parts.

HEATILATOR CO.
711 E. Brighton Ave.,
Syracuse, N. Y.



Mail the Coupon for Details

HEATILATOR CO.
711 E. Brighton Ave.
Syracuse, N. Y.

Please send me complete Heatilator information. I am building a new or rebuilding an old fireplace. Indicate which.

Name.....
Address.....

HEATILATOR Fireplace

Mr. Larabee had occasion to travel extensively through the Ozark mountains in southern Missouri and was able to pick up a few real treasures for very little. This gave them the final push over the ledge, and from that time on they knew exactly how they wanted to dress their house.

In the living room and throughout the house white ruffled voile curtains grace the many-paned windows. Five generations of Mr. Larabee's family have wound the gilt pilastered clock on the mantel, made by Jerrold. It was the primary possession of one Isabella Griffin, a noteworthy ancestor, whose consummate skill in the housewifely arts of more than a hundred years ago is still attested to in nearly every room of the Larabee menage.

The Governor Winthrop desk is a handsome piece and in its far corner stands Isabella's soapstone inkwell. The pewter measuring cups atop and sea-horse skeleton fastened on the lintel above the fireplace are satisfying touches. Mr. Larabee conceived and executed the idea of converting the upright spinning wheel into the lamp by the wing chair.

The doorway shown in the picture leads to the guest room. Here there is a sprigged paper in faint blue on walls and ceiling. The large rug was hooked by the owners, amazing to report, and it is of great interest to know that the pattern was adapted from a Paisley shawl worn by Isabella. The background is beige and the design picked out in soft shades of blue, copper, rose, and sage green. Both the maple bed and flax wheel belonged to the heroine Isabella. To see the bed, I assure you, sets your heart singing. It is a true honey color and has a glorious patina. The spinning wheel is uniquely and cheerily red. The little trunk at the foot of the bed belonged to Isabella's husband and is of pigskin with the bristles still on it. Both Isabella and her husband were born in the 1790's and lived together seventy-one years. The chest of drawers against the wall is of tiger maple.

A hallway leads past the bathroom to the master bedroom which is two steps below the hall level. Here is found a beautiful Field bed with reeded footposts, tapering square headposts, and graceful tester. There are three of the original brasses. On the walls and ceiling of this room is a plaid paper in white and apple green. A braided rug in gray and dull green covers most of the floor. Decorating the bed is a Lone Star quilt done in glowing, sunny colors on white ground.

The dining room affords another opportunity to learn what deft handling can do with small space. A white paper, with thin lines of red and blue interspacing

... THIS BOOK TELLS YOU

How to Build A Better House for Less

by Crawford Heath

New Guildway Method Makes it Easy to Plan, Build and Finance the Home You've Always Wanted

If houses were built and sold like automobiles, you would have certain standards for measuring appearance, physical comfort, workmanship, purchase price, relative value, cost of operation, and so on.

Your interests would center largely on the features of the house as a single piece of merchandise at a price—rather than on the countless materials used in its construction by numerous workers and contractors. You would know exactly what to expect—and a price in advance—the whole operation would be simple.

Until recently, however, no satisfactory method existed for making it simple for the average person to build a new home—no one place where he could go for complete advice—no quick and simple method by which he could obtain, in advance,

cost figures for the work as a whole—no convenient place to see and learn the full advantages of modern building materials—no one headquarters where he could buy a home in a single transaction with financing arranged on a monthly basis.

New "One-Stop" Service

TODAY, hundreds of such one-stop "showrooms" exist throughout the country. As members of the National Housing Guild, with headquarters at your local Johns-Manville Dealer, these local organizations, representing the leading architects, suppliers, real-estate men, lending agencies and contractors, are prepared to help you plan, build and buy


the house you want—a better house for less. In addition, they can now supply you with complete plans and specifications for many attractive new Guildway Houses designed by foremost national and local architects, aid you in obtaining financing and the selection of materials.

Naturally, you have ideas of your own about the house you want to build. But how many actual facts have you to work with? Do you know the difference in architectural styles—what type of floor plan gives most room, yet costs less to build? Then you need "The Home Idea Book."


Do you know that the right insulation job pays for itself in fuel savings—and costs less when building? That certain materials minimize the risk of plaster cracking—make homes fire-safe—save repairs? You need "The Home Idea Book."

Do you know how to plan your financing? What price house you can afford? Have you seen the latest step-saving modern kitchens, smart bathrooms, comfortable attic rooms, basement play-rooms? You need "The Home Idea Book."

More than 300,000 home owners have found the answers to these and countless other important questions in "The Home Idea Book"—a complete, authoritative book—yours for only 10¢ to cover postage and handling. This book is the ideal starting place for you if you plan to build or remodel. Why not get the facts before you plan—and get a better house for less? Mail coupon below.



ALL THE CHARM AND BEAUTY of the weathered-wood shingle is re-created in these J-M Asbestos Siding Shingles. Yet, they have the permanence of stone—never require painting to preserve them and are weather-and fire-proof.




AS LITTLE AS \$37.71* PER MONTH FOR THIS CHARMING CAPE CODDER—Think of it! You can build this exquisite reproduction of a traditional Cape Codder, designed by Royal Barry Wills, nationally known architect, for as little as \$37.71* per month. Down payment approximately \$600*, 25 years to pay. This is typical of the many exclusive Guildway Homes by famous American architects, each demonstrating how the National Housing Guild enables you to build a better home for less. Sketches and floor plans of 14 attractive houses now being offered free with each copy of "The Home Idea Book." See coupon below.

*Price will vary in different localities depending on local building costs.



THIS SEAL identifies Building Headquarters in your town. Here you obtain plans and specifications for the 14 houses in "Home Idea Book"—also other Guildway Houses by local architects.



A MODERN BATHROOM at low cost—achieved through the use of panels of J-M Asbestos Wainscoting. Easy to clean, striking in appearance. Available in many colors and three styles—tile design, unscoured color panels and marbled.

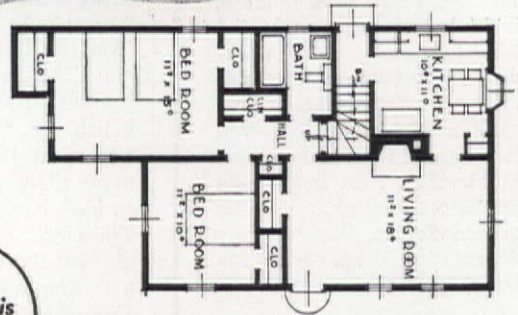
THE EXTRA LIVING ROOM, basement playroom or den becomes a reality through the use of the new J-M Insulating Board Panels. Meet the latest vogue for simple lines, modern effects. Easily applied in new or old houses. Attractive designs permit a wide variety of decorative treatments, surprisingly inexpensive.



THIS J-M SALEM Asbestos Shingle Roof—authentic—Early American design with no trace of newness—fire-proof—little if any future expense for upkeep. Truly a "lifetime" roof.



J-M ROCK WOOL Home Insulation helps prevent drafty rooms—saves up to 30% of fuel costs, reduces summer heat up to 15°.



INCLUDES 14 ATTRACTIVE HOUSES WITH FLOOR PLANS


MAIL COUPON TODAY!

JOHNS-MANVILLE, Dept. AH-1, 22 E. 40th St., N. Y. C.

Enclosed find 10 cents in coin for my copy of "The Home Idea Book" plus the free booklet of house designs. I am planning to build, remodel. Also, send me special information on the new Guildway Plan .

I am especially interested in Home Insulation, Insulating Board for extra rooms, Asbestos Shingle Roof, Asbestos Siding Shingles. (In Canada, address Johns-Manville, Ltd., Laird Drive, Toronto, Ontario.)

Name _____
Street _____
City _____ State _____



10¢ brings this valuable book

"THE HOME IDEA BOOK"—fully illustrated, very latest ideas, many pictures in color. Facts on financing, floor plans, exteriors, interiors, color treatments, materials that reduce costs, new comforts, modernizing. Complete details on the new Guildway Method that ends building worries—cuts costs. Also (while supply lasts) 14 house designs included free with each copy of "The Home Idea Book" (10 cents).

JOHNS-MANVILLE BUILDING MATERIALS



Styled from New England architecture . . . offered in

WESTERN PINES*


Fortunately for all of us, the beauty and charm achieved by the nation's early craftsmen are not lost arts. They worked in Pine . . . and with this enduring wood left us a record of their work, still as clear and fresh as the day it first took form.

Closest of kin to that lumber of early America are the Western Pines—used in this lovely doorway inspired by a house built in the Connecticut River Valley prior to 1750; adapted and designed for present needs by Architect Dwight James Baum. If you would have years of friendly, faithful service, specify the Western Pines for lovely doors, windows, shutters, siding and exterior trim.

FREE! Write for "Western Pine Camera Views for Home Builders" . . . an invaluable portfolio, if you plan building or remodeling. Western Pine Association, Dept. 55-F, Yeon Building, Portland, Oregon.

- *Idaho White Pine
- *Ponderosa Pine
- *Sugar Pine

These Are the Western Pines



it, was used on the walls. On the floor is still another owner-hooked rug in the Colonial rope design. The colors used are deep red, old blue, and oyster white. The severely plain lines of the built-in cupboard set off with rare distinction the display of fine china. Mrs. Larabee takes particular joy in the three pieces of Majolica on the top shelf of the middle section.

The exceptional recreation room is the result of a trip to Mexico. Mr. Larabee made the handsome trastero, or dresser, of white pine, even executing the carving. He also made the lecho, or sofa, and coffee tables of the same white pine. All pieces have a soft satiny finish. Mr. Larabee laid the oak flooring which was given him by a friend. The screen, covered with gold leaf and adorned with painted tropical birds, is his handiwork, as is the ceiling light fixture and reading lampshade of punched tin.

Illinois farmhouse

[Continued from page 32]

parallel to the living room and behind it. (See page 31.)

The living room personifies this comfort in its soft-toned wood paneling, its wide plank floors rubbed with gray, and its warmly colored furnishings and wall decoration. The entrance hall, dining room, and sleeping rooms are cheer and gaiety in sparkling white woodwork and colorful papers. This balance of moods throughout the interior again makes it one with its surroundings. It has the gaiety and light of bracing country activity, the peace and gentle charm of remoteness from city bustle. Though lived in but a few months, the house has a mellowness brought by the furnishings, nearly all of which are authentic English and American antiques—each with more than a century upon which to look back. Originally the English pieces were collected personally by the owner in England for his Regency house in London. Transplanted, they have lent themselves with exceptional grace to the very new surroundings.

The living room, fifteen by thirty feet, is papered on three sides in a soft shade of slate gray-blue, patterned with small white wreathes, while the fourth side, with its ample fireplace, is paneled in beige-rubbed random-width yellow pine. At the important French windows hang pull draperies in deep, soft rose, hinting of beige in the slightly nubby underwoven background. Fitted cozily before the fireplace opening is a seat of wrought iron and leather, formerly of the London house library. Beside it on the one hand is a two-cushion sofa in



Experience a Winter Out of Doors in Sunshine

Come to Tucson—
Home of the 70° Day

Away with the discomforts of winter. Come to Tucson, where days are warm and vitalizing; humidity, low; rainfall, slight; wind and fog, unknown. You can relax or play out of doors all winter long in constant sunshine.

In addition to the exceptionally healthful climate, scenic splendors abound—colossal caves, historic missions, Indian ruins, purple mountains, glorious sunsets. You'll find friendly western ranch life, too.

Come where many of America's most noted people gather in winter. Fast transcontinental trains and planes. Ample accommodations. Living costs are moderate.



TUCSON

FIND OUT Write or send coupon today for free booklet and complete information. This non-profit civic club serves visitors without fee or obligation.

Sunshine Climate Club, 1853 E Rialto
TUCSON, ARIZONA

* Send me your new illustrated booklet:
"NEW LIFE IN THE LAND OF SUNSHINE"

NAME _____
ADDRESS _____

More Cellophane Envelopes for Your Menu Maker
They cost 50c for 50 or \$1.00 for 100
The AMERICAN HOME
251 Fourth Avenue New York, N. Y.



When you come to CALIFORNIA

Come through the great Southwest. Feel the lure of desert country and reach the Blue Pacific at San Diego, where California began and Mexico begins.

See the Southern California of your dreams first. Enjoy every thrill to the utmost. Let us send you the "Trail of the Padres," an illustrated itinerary that saves time and money but discovers California at its best from San Diego to the Exposition.

CLIP THIS COUPON FOR FREE BOOKLET

San Diego CALIFORNIA

Please send FREE the "Trail of the Padres," to me at enclosed address.

San Diego California Club
Address Room 29

rose homespun, and opposite, half-facing the sofa, stands a Queen Anne wing chair in dark beige frieze with woven-in floral design on back and seat. Sheraton and Hepplewhite constitute most of the remaining important pieces, outstanding among them being a group of four delicately lacquered Hepplewhite side chairs in palest apple green decorated in red, darker greens, and shaded browns.

The dining room is temporarily furnished in Sheraton copies until the children of the family are sufficiently grown to merit returning the originals. The sideboard, though a copy, is none the less a lovely mahogany piece recently refinished and brought from its black stain to a delightfully rich honey tone. The inlays came through this process a light blonde. Against the chocolate wallpaper with its scattered little pastel replicas of old porcelain figurines, animals, and trees, the sideboard shines out beautifully. Above the highboy hang portraits of William and Mary, rare examples of the lost art of painting on glass.

Epitome of light and cheer is the entrance hall. Here, as previously mentioned, the woodwork is in white. The floor covering is black marbled linoleum bordered with a line of white and a wide edge of solid black. Set off against these simple backgrounds are the walls, gay with a paper of massive red and white primroses and dull green foliage.

Here in the hall, as one prepares to take leave of this house with its admixture of the new and the traditional, one has an inescapable glow of pleasure in the realization that so dowdy a farmhouse can have undergone so complete an aesthetic change—so manifest a conversion to gentility.

Rural Hill

[Continued from page 28]

front of the house, which with ground-covering pachysandra, Japanese yew, a small dogwood at the corner of the house, wisteria to climb the chimney, and assorted small evergreens, nearly wrecked the budget. Our local nurseries deserve the credit. They know how to charge, but they also know how to plant, what to plant, and when to plant it. In one single day they transformed a house, that in spite of remodeling still rode high upon its hill, into a low, mellowed, lived-in home.

Talk about Terraces—We love to talk about ours because it's the only operation our family ever had. The original owner of Rural Hill must have been a biblical devotee, for if ever a house was built upon a rock ours is. With two inviting French doors opening off the new living room at the

end of the house, a terrace seemed both logical and desirable until a crowbar test proved that the only way we could step down to a terrace (as we were taught to do when we were very young) was to dynamite. So dynamite we did, even though the house was by this time practically finished. And while we were at it, we also dynamited a hole large enough to plant an old apple tree at the corner of the terrace.

The silver lining of the terrace operation came in the form of rocks which were used to build a retaining wall at the edge, with enough rocks left over to build another terrace to the rear of the house, where we dine on warm days in the shade of an enormous old white lilac bush.

Speaking of terraces and low-effect stone walls, we learned one trick worth passing along. Insist on stones being cut horizontal in shape. Not square, not up and down—but thin and long! They make a wall look the way you want it to look. Second, use cement—but only in back, where it won't show.

Pause with us at our doorway. I could write a book about this called "The Battle of the Entrance," because we "fit" over whether we would have a "stock" door or have one especially designed and made at a cost of \$45 more. While I may be offering you "wind-up-in-the-poor-house" advice, I still say, get your own door. Don't ruin the focal spot, the eye-interest, and individuality of your house by putting a canned entrance on your home. If you can't afford the right door, don't build, or use canvas over the opening until you save up what a well-designed doorway costs.

We like ours because of the character and individuality it lends to our home—also because I have a weakness for real brass hardware. The knocker is an exact reproduction of one in New York's Metropolitan Museum. The lock is a faithful copy of an old brass box lock, being especially made for us to fit the large old key which once turned the front door bolt in the original "Rural Hill," the pre-revolutionary home of Major John Davidson, near Charlotte, North Carolina.

A 60-year old house

[Continued from page 29]

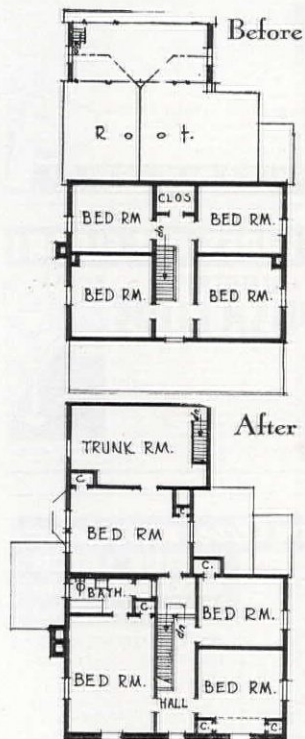
within an eight-minute walk from the heart of town and forty-five minutes from the center of Detroit, was available at \$3,500, the decision to buy was made.

So we studied the remodeling possibilities of the house and the present design was created. The major changes to the exterior were the removal of the front

porch, the center gable, and the three old chimneys. The first floor level was about thirty inches above the grade line, and "to bring the house down to the ground" the second story was projected six inches beyond the main wall face to give a strong horizontal line across the front. To give more light to the bedrooms on the second floor, we added three dormers. And this provided cross ventilation. One change made, which usually helps a house of this character, was the removal of the center walk to the main entrance. It was replaced with sod, creating a wide expanse of lawn from driveway to the service walk on the east side, which is used for the approach to the main entrance. The most pleasant and unobstructed view is southwest, and with this in mind we added a porch off the dining room, and a bay.

The changes made on the interior comprised moving some of the partitions, moving the stair back about four feet, and building a new bathroom, toilet, and the necessary closets.

The total cost of remodeling was \$4,800, including architect's fee.



Construction Materials

WALLS: Frame with new siding on front. Original oak studding remains.
ROOF: Heavy tapered asphalt shingles.

CHIMNEY: Common brick painted white. Fireplace facing of old common brick taken from old chimneys. Tile hearth.

SHEET METAL WORK: Flashing, gutters, and conductors, galvanized iron painted.

INSULATION: Rock wool.
STAIRS: Treads birch; risers #2 white pine.

FLOORS: Kitchen, toilet, and bathroom, linoleum; vestibule of tile; other floors wood.

EXTERIOR PAINTING: White.
—THOMAS W. MOSS

WEATHERPROOF YOUR "DANGER ZONE" with the *Universal Fuel*



EVERY home has a danger zone—the lower layer of air where chilly drafts wander unless you have warm floors and even temperature.

You can have warm floors and healthful even temperatures throughout your home at low cost with the universal fuel—modern bituminous coal. A low-cost thermostat on a hand-fired furnace maintains the temperature you desire without your fussing with the drafts. Or, an automatic bituminous coal stoker will give you even heat with the convenience of automatic firing.

With either hand-fired bituminous coal or coke, or an automatic coal stoker, your winter comfort is weatherproof because you can increase the heat output of your bituminous coal fire to offset the deeper chill of very cold days.

Weatherproofing your danger zone is as cheap as it is easy with low-cost bituminous coal

or coke. But no matter where you live, your family's health and comfort need the protection of constant heat in furnace and rooms—not "on and off" heat.

You can easily and cheaply weatherproof your home with the universal fuel—modern bituminous coal or coke. Use the coupon to send for our free booklet, "The Key to Secrets of Better Heating." Please address our nearest office.

NATIONAL COAL ASSOCIATION
The Nationwide Organization of Bituminous Coal Producers



NATIONAL COAL ASSOCIATION

804 Southern Bldg. 307 N. Michigan Ave.
WASHINGTON, D.C. CHICAGO, ILL.

Please send me a copy of your FREE Booklet, "The Key to Secrets of Better Heating." AH-1-39

Name

Street

City

State

Bituminous Coal—the "Universal Fuel"

FOR HOME HEATING • FIREPLACES • HOT WATER • INDUSTRY INSTITUTIONS • BUILDINGS • POWER • TRANSPORTATION

Bewise - Alkalize

An Alka-Seltzer Tablet in a glass of water makes a sparkling pleasant-tasting solution. Drink it and it gives quick relief from Head-aches, Sour Stomach, Distress after meals and other common ailments. It also helps overcome excess acid condition so often associated with these troubles.

30¢ & 60¢ PKGS.
OR BY THE GLASS
AT DRUG STORE
SODA FOUNTAINS

Alkalize with Alka-Seltzer AT ALL DRUGGISTS

We use it too, the same as you. And almost every day.

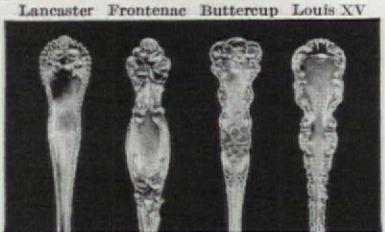
To settle upset stomachs, or to chase head-aches away.

I never mind the winter days when I am feeling prime. But with a cold or stomach ache I just ain't worth a dime.

We always like to have a box of Alka-Seltzer around. I wonder if you'd mind to bring a package out from town.

A wonderful way to preserve all the delicious new recipes you like. They are kept fresh and clean, right on tap for instant use. It is simple, practical, inexpensive. A postcard will bring full details.

THE AMERICAN HOME
 251 Fourth Avenue New York City



Unusual Opportunity

To fill in your inactive and obsolete patterns of flat silver. We have accumulated more than three hundred of these patterns, such as:

Baronial	Lily
Bridal Rose	Lily-of-the-Valley
Cambridge	Luxembourg
Canterbury	Norfolk
Chantilly	Old English
Chrysanthemum	Orange Blossom
Colonial	Paul Revere
Georgian	Rosalind
King Edward	Versailles
Les Cinq Fleurs	Violet

This silver has been used and is offered in first-class condition and materially under the price of new silver.

Unusual Silver

We have one of the largest stocks of unusual silver in the United States, same consisting of Tea Services, Compotes, Pitchers, etc., by America's Leading Silversmiths, also foreign makers.

Correspondence Solicited
Silver Sent on Approval

JULIUS GOODMAN & SON, INC.
 47 South Main Street . . . Memphis, Tenn.

A Victorian house
[Continued from page 11]

and a comfortable armchair covered with pink moiré taffeta welcomes the reader with sunlight by day and lamplight by night. Arranged over the bed is a group of old French color prints.

The larger bedroom is reached by two steps down from the hallway. Here the window curtains are hung from a valance board placed just at the edge of the low-cut ceiling, which gives height to the walls. The bed tester also follows the line of the ceiling and gives height in the center of the room. A jog in the far wall, to accommodate extra pipes in the bathroom just behind it, makes room for an eight-inch deep book alcove above the desk.

The kitchen we left until the last, because we were certain that would be the most fun of all. We had the walls and ceiling painted white, the window-frames, baseboards, and wainscot railings bright blue and the windows themselves yellow. Above the chimney hole, from which an old-fashioned coal range had been removed, we had a cupboard built, and we painted the paneled doors in bright colors. In this cupboard was kept the blue and green Spanish china which we used for Sunday night supper parties. From these plates we borrowed quaint bird and flower designs, and one evening, my husband with a brushful of blue paint, and I with green, made borders of imitation Spanish tiles around the wainscoting and fireplace. In the windows and along the shelves now hang curtains and ruffles of red glazed chintz dotted with white. On the shelves early American pewter elbows Mexican pottery and painted Swedish toys. Polished copper pots hang from the crane in the fireplace. When we entertain in the kitchen we transform the laundry tubs into a sideboard, set for a buffet supper, camouflage the sink with green branches, and spread the table with gay peasant linens, china, and glass. Candlelight, with red candles in pewter candlesticks, completes the picture.

From time to time we have added a bedroom or a bath or a studio or a book alcove to our house, until now it rambles quite carelessly almost to the edge of the woods. We have built in closets, knocked out windows, decorated door panels with old Russian or Chinese designs, let our studio run right up to the pointed roof, made garden walls of hollow tile, filled the house with loot from our various travels, mixed up every kind of furniture and decoration, all of which has undoubtedly caused the respect-

STOP THAT DRAFT

SAVE FUEL . . . BE COMFORTABLE

New Sentry Stop-a-Draft stops all under-door drafts in your home. Works up and down, automatically, as door opens and closes. No rub or wear. Increases your comfort... guards health... pays for itself in fuel saved. Installed in a jiffy with screw driver. Made in ivory, walnut, mahogany, satin brass finishes. Only \$1.50 to \$2.00. Ask for the Sentry at your retailer's or write us for free interesting folder. Raysteel Specialties, Inc., 453 Terminal Tower, Cleveland, O.



JEAN ABBEY - Radio Shopper
 for Woman's Home Companion

SAYS - "Whether you send your laundry out or do it at home, clothing and linen-marked with CASH'S WOVEN NAME TAPES is much easier to take care of... and protected against loss." Easy to attach with thread or Cash's NO-80 Cement. Sold by leading department stores everywhere, or write us.

CASH'S 189 Chestnut St., So. 622 1/2 So. Gramercy Pl., Los Angeles, Cal., or 29 Gray St., Belleville, Ont.

CASH'S 3 doz \$1.90 6 doz \$2. NO-80 25¢
 NAMES 9 2 12 3. Cement 1 tube

KEEP WIRES OFF FLOOR!

JUSTRITE PUSH CLIPS

Loose wires cause accidents. Justrite Push Clips hold radio, lamp and telephone wires neat and safe. Easy, no tools. Only 10¢ for card of 5 in cord-matching colors at Electrical Hardware, Dept. 10 stores. If your dealer doesn't have Justrite Push Clips send us his name & size (color stamps) for three 10¢ cards.

JUSTRITE MFG. CO., 2072 Southport Avenue Chicago, Ill.

NEW Clever AUTOMATIC INSIDE LATCH

THE AUTOMATIC HAND THAT REACHES OUT—

PULLS DOORS SHUT (EVEN WARPED DOORS)

INSIDE LATCH for CABINET DOORS that won't stay shut

NOTHING LIKE IT!

Larger sizes for cupboard or closet doors and casement windows. Easily installed. Replace old balky fittings now!

WIN-DOR Snugger

CASEMENT HOWE CO. 400H N. Wood St. Chicago

AT YOUR HARDWARE STORE

• If your dealer does not have Snugger, send 35¢ or 3 for \$1.00. •

READY-CUT HOMES

\$416 and up. Home included. Freight paid. \$75 or more. \$500 to select from. Plans to select from. 10 new feature designs. 1939 practical, modern, complete. Simple plans for easy construction. Includes all lumber, insulation, roofing, bronze weather stripping, built-in feature doors, latest hardware, attractive paint, ware, nails, lath, summer veranda, etc. Also, tourist cottages, garages, tourist cottages, etc. Information on requirements on request. For new 1939 plans, send request for new color catalog. Cover material. 25¢. 25 cents to cover material. A-19. Mill and Co., City, Mich.

NEW COLOR CATALOG FOR ONLY 25¢

able builders of our Victorian cottage to turn, if not positively roll, in their uneasy graves. But we like it, and tomorrow perhaps we shall paint out our Spanish tiles, or cut a hole for a new door, or dig up the garden and plant it all over again in a different place.

Willowbrook
[Continued from page 34]

So, as the next best thing, the floors were covered with wall-to-wall deep-piled broadloom carpeting in a soft, Colonial green.

A reproduction of an old clipper-ship wallpaper was used in the dining room which was originally a bedroom. The downstairs kitchen, with its hand-hewn beams and great fireplace, has been made into a recreation room. On frosty winter nights, "eats" are served from a pine corner cupboard before an open fire.

Two-car garages being a necessity today, a search was made for garage siding that looked really old. When the last board had been laid up and the whole garage was surveyed with a critical eye, the desired "established" appearance was there. A fire "insurance" plaque mounted above the doors bravely boasts a replica of an early fire engine, harking back to the days when families "subscribed" to the services of fire-fighting companies.

Just a stone's throw from this house is the English Church (Presbyterian), Hempstead, which was organized before 1754, perhaps around 1750, for by December of 1754, when the deed was recorded, this church not only had been organized with a regular body of elders and deacons, but had also a house of worship already erected. The original founders were all inhabitants of the immediate neighborhood, which was the oldest village in the town of Ramapo, called popularly by its Indian name of Kakiat, but given the name of New Hempstead in 1791.

General Lafayette dated several official letters from "near" this "Kakiat Meeting House." "Mad" Anthony Wayne is said to have stopped at an inn in New Hempstead, since destroyed by fire, en route to Stony Point.

Thus "Willowbrook" is situated in the very midst of a historic center. The definite part that this house played in the early history of the community will perhaps never come to light.

And today—it is a good thought that life goes on at "Willowbrook," and that a modern young couple, with respect and understanding for the past, are carrying on to bring assurance and promise for the morrow.

Marlpit Hall

[Continued from page 39]

three curved and scalloped shelves, and formally paned doors.

The antique American furniture in the room beautifully expresses the Queen Anne style (as it appeared a decade or two later, for it must always be borne in mind that the English modes did not appear in this country simultaneously with their origin). The cabriole leg was almost universal on all types of furniture—tables, chairs, desks, and other pieces. Note how suavity and grace are particularly evident when stretchers are lacking to mar the sweeping curves of the legs, a masterful achievement of the new type of cabinetmaking. Curvilinear design also animates the splat backs and arms of the chairs.

The square drop-leaf table, of which two of the cabriole legs with Dutch or club feet swing out to support the two leaves, occupies the center of the room. The earliest type of chair present is that nearest the fireplace, with stiles turned, yet the small concave curve on the top rail is a feature of the Queen Anne style chair, and the splat is in the form of a graceful vase. Actually this type of chair was popular for a long time—1725 to 1800.

The chair, left of the table, with its solid fiddle-back splat extending to the seat and not resting on a cross rail, and with Dutch feet, is transitional to Chippendale because of the cupid's-bow top rail with convex carving at the center. Of similar tendency is the very fine chair near the desk which has a splat of Chippendale caliber and peculiarly rounded arms. The slanting lid desk, with legs of the short cabriole style and club feet, has in the writing portion "advanced" or "stepped" small drawers. Above it is a Queen Anne style looking glass, a favorite one in America for a long period after her reign. Typical is the glass in two parts, and the cresting with its many curves and pierced design in the center. Two other articles in the picture are a tripod candlestand and a child's chair said to have been used by General Morgan.

The dining room, across the hall, shows its paneled doors to advantage, that to the left of the fireplace leading to an older section of the house where the kitchen is located. In the center of the dining room is a round gate-leg table with drop-leaves. The inner legs of the gates extend to the floor so that there are eight legs with feet, the upper portions turned in the vase-and-ring manner, dating it around 1700. Too, the room is furnished with a wonderful selection of Windsor chairs

RAYMOND RIGBY, Architect



PRECISION-BUILT

Homese

NOW BUILD
THE HOME YOU WANT
SAVE TIME and MONEY



Any type of home—any size. Whatever your plans call for, your new home can now be built in 30 days or less—by the Precision-Built method. And you will save money.

Your home will be eligible for FHA Insured Mortgage Loan. It will be built of standard materials, with precision workmanship throughout—and doubly insulated. The insulation efficiency will never be impaired by moisture absorption; Homasote permanently resists water.

In appearance, there is no difference between a Precision-Built house and one built by the usual methods. But in its living qualities and wearing qualities, there is a world of difference.



ONE-PIECE, CRACK-PROOF WALLS

Your Precision-Built home will stay "new" longer, because the interior finish (under the paper or paint) is Homasote. This is the oldest and strongest insulating and building board on the market. It comes in big sheets (up to 8' x 14')—which means one-piece walls and ceilings; no unnecessary batten strips; no unsightly wall joints; no waiting for plaster to dry; and no cracks, now or later.

Precision-Built construction employs local labor, with all materials bought from your local lumber dealer. You work with your own architect—or from our plans. You do not buy a stock house!... Let us send you the full details—show you how to get the house you want in less time, at lower cost, and with lower upkeep thereafter. Mail in the coupon today.

Weatherproof
HOMASOTE
Insulating and Building Board



WRITE FOR
MONEY-SAVING BOOKLETS

HOMASOTE COMPANY, Trenton, N. J.
Send Free folders on Precision-Built Homes
 Homasote Panels Homco Panels
 Panelized Insulation (Wood-textured)
 Tourist Cottages Weekend Houses

Name _____
Address _____ 44

made in America from 1750 on.

A fine Philadelphia comb-back chair, "probably the noblest and most dignified of the Windsor family," having the graceful comb with carved "ears," is only partly shown in the picture. Near the fireplace is another comb-back chair in a plainer shape and without ears; the seat is somewhat low. On the left side of the table is a hoop back, or "bow back" chair with legs very raked. This type of chair was a great favorite and was made in quantities. A New England type of Windsor armchair is placed this side of the table. Unlike the others, the semi-circular horizontal rail is omitted, and the top rail and the arms are combined in one piece of bent-wood, giving a simple, graceful hoop-back shape.


Completing the ensemble is a wing chair, transitional from Queen Anne to Chippendale, for the ends of the arms are not vertical and their upper part turns outward in a scroll form, yet the framework of the arms extends no further back than to the front line of the wings.

Entering now the kitchen to the extreme right of the house, one steps back half a century, for this oldest part was built in 1684 by the first of those Taylors to settle in Middletown who were related to Edward Taylor, the Emigrant, born in Shadowhurst, England, in 1650. The age of this kitchen wing gives additional weight to an antiquarian who believes Middletown to be the oldest settlement in New Jersey, founded in 1667.

The low-ceiled room, spanned by ponderous beams, is especially important for its nine and a half foot fireplace which occupies the chimney wall completely. So cheery was it to sit before, that the owner could not bear to destroy it when he built his new house. And here was the congenial spot for Washington to plan the battle of Port Monmouth.

Equipped with a variety of early American kitchen utensils, there are on display among others a spice box (hanging at the left of the fireplace), a bread-mixer, a frying-pan with five-foot handle, a bacon broiler, a coffee-roaster and grinder, an iron and its coal-heated holder, a candle-maker, an hour glass, a spinning wheel, and a large pickle jar. On the table is a set of old crockery plates and bowls, and a corn-husk rug is placed before the door leading outside.

In the same kitchen is assembled a collection of swords, bayonets, and other weapons of historical interest to the community, including Captain Kidd's dagger, for it was he who built the Episcopal church in Middletown.



Send Your
OLD RUGS
and CLOTHING
to the Olson Factory

IT'S ALL SO EASY—your materials are picked up at your door at our expense—and a week later you receive [at sensational savings] colorful, modern, deep-textured BROADLOOM RUGS, woven SEAMLESS, REVERSIBLE for DOUBLE WEAR and LUXURY, in ANY WIDTH up to 16 feet by ANY LENGTH. Find out today about these BETTER—

Seamless, Reversible
OLSON RUGS


—that have won the praise of editors and women everywhere. Write for Catalog that shows how we shred, merge and reclaim valuable materials in old carpets, rugs, and wool clothing—sterilize, picker, card, comb, respin, redye and reweave into 66 lovely Early American, Oriental, Modern Texture and Leaf designs—or rich, new, Solid Color, Two-tone and Homespun effects.

You Risk Nothing by a Trial

WE GUARANTEE to satisfy or pay for your materials. Our 64th year. Over two million customers. We have no agents.

Write for FREE BOOK

See America's Finest Low Priced Rugs in FULL COLOR—66 pages of Rugs—Model Rooms—Decorating Ideas.



Mail Coupon ↓ or 1c Postal

OLSON RUG CO.

Chicago New York San Francisco
2800 N. Crawford, Dept. G-22, Chicago

Gentlemen: Mail new catalog Free to:

Name _____
Address _____
Town _____
State _____ © 1938 ORC



Herbaceous & English

English Gardens are justly famous for borders like this one, grown from Sutton's Seeds.

Come down to Reading (40 minutes from London) on your next trip to England and see the Sutton Trial Grounds in their glory.

Catalogue from Mr. G. H. Penson, Dept. A.2, P.O. Box 646, Glen Head, Long Island, N.Y. 35 cents, postage paid.

Sutton's Seeds are held in stock by:

THE WAYSIDE GARDENS CO., Mentor, Ohio, and R. H. MACY & CO., INC., 34th Street and Broadway, New York City.

Or orders may be sent direct to:



SUTTON & SONS, Ltd., Dept. A.2, Reading, England

Beautify with Roses

The romance of roses—their history, care, and use outdoors and in, how to plan and plant rose gardens—all is graphically told in our booklet "Beautify With Roses." Your copy FREE

1939 STAR ROSE CATALOG

describes 186 finest roses ranging from our famous tiny TOM THUMB, world's smallest red rose, to mammoth DIRECTOR RUBIO with 6½ inch blooms. Shows 71 in color, including the very newest. All STAR ROSES are sturdy 2-yr. field-grown plants adapted to climate anywhere in U S

Send today for our catalog or "Beautify With Roses." Either is FREE.
THE CONARD-PYLE CO.
 Robt. Pyle, Pres.
 WEST GROVE 250, PA. 1939 Catalog FREE

GUARANTEED TO BLOOM

Send for your FREE copy



HENDERSON'S 1939 SEED CATALOG

Contains... A Flower Seed Selector... Vegetable Garden Time Tables... Colored photos, plans, hints and a most complete and descriptive list of flower and vegetable seeds, bulbs, plants, shrubs, implements, etc.

Everything for the Garden



PETER HENDERSON & CO., Dept. 35C
 35 Cortlandt Street New York, N. Y.

What 1939 offers garden lovers

[Continued from page 13]

progeny of a cross between the familiar, small, flat, dark red French type (as the male parent) and the large, round, brilliant yellow African type (as the seed or female parent) is a beautiful and unique large-flowered hybrid which, it is claimed, will flower within eight weeks from seed and bloom profusely over a long season, the flowers keeping in good condition both on the plants and when cut. They present a combination, not previously known in large flowered marigolds, of warm yellow undercolor largely submerged beneath a rich maroon red.

Although a complete report of the American Home Achievement Medal awards at dahlia, gladiolus, and peony shows of 1938 must be delayed a while longer, the unprecedented accomplishment of one entrant among the undisseminated dahlia seedlings makes news too big to be held back. Mr. Ralph L. Walcher's informal decorative bicolor, Lois Walcher, not only won the bronze Achievement Medal for him at five different shows—at Akron, Ohio, Indianapolis and Madison, Indiana, Detroit, and Richmond, Virginia—but also won the same trophy in silver at the American Dahlia Society Show in New York City for the Geneva (Ohio) Dahlia Gardens. Mr. Walcher describes the plant as of medium height with ideal stems that carry the flowers gracefully facing out. The color is called deep amaranth to pansy purple, with the outer third of each petal a clear white.

A Few New Perennials

Apparently there will be no lack of perennial novelties, including such attractive varieties as a freesia-scented, buttercup-yellow lupine, growing only twelve to fifteen inches tall and blooming in eighty-five days or less from seed; Anthemis Moonlight, notable for its upright habit; two varieties of the trailing Campanula isophylla in white and blue, hardy from Philadelphia southward and excellent for rockeries as well as hanging baskets and shaded window boxes; Funkia Thomas Hogg, with attractively variegated foliage and lavender flowers, fine for edging a walk; a "hardy and foolproof" Liatris well received when tentatively offered in 1932, and now reintroduced as September Glory; a hybrid Tritoma, Orange Flare; several hardy Asters including Beechwood Challenger, Sunset Glow, and one with the inviting name Strawberries and Cream; and numerous others

Out in Iowa, where even the hardiest of the Korean Chrysanthemums that are proving so popular and useful in the East frequently succumb to the winter and summer extremes, continued hybridizing and selection by Mr. H. R. Mosnat appears to have brought forth some varieties that are so early and so sturdy that they promise to make these glowing fall flowers possible in gardens anywhere through the Middle West. Two in particular—My Lady and Dean Kay (named after the dean of Liberal Arts at the Iowa State University)—are highly praised, some of the plants having begun to bloom early in July. The first named has deep yellow or orange flowers about two and a half inches across; the other, making a larger plant some thirty inches high and fully as wide, has apple-blossom pink blossoms two inches in diameter.

Rewards for Rose Lovers

From various quarters comes news of lovely new roses ready to enrich our gardens. As an example of the good that plant hybridizers do living after them, we have Smiles, originated by the late Dr. J. H. Nicolas in the group which he named Floribunda. The flowers, bright salmon pink in color, with twenty petals and up to four inches across, bloom continuously in great masses; the soft color blends nicely with the handsome, glossy foliage. Another Floribunda, Betty Prior, has single red flowers, called brighter than those of Else Poulsen, borne from early in the season on a plant larger than that of Smiles and desirably free growing and disease resistant. Hybrid Teas of note being introduced this year include McGredy's Sunset, golden yellow flushed with scarlet on the inside and buttercup-yellow on the outside; Eternal Youth, a clear warm pink touched with yellow, brought from Italy, and Mme. Jean Gaudard, an orange-buff with carmine touches, developed in the gardens of, and by the successor to, the great French breeder, Pernet-Ducher. All the above are being distributed from New York State.

Another striking French rose, being introduced simultaneously by firms on the Pacific Coast and in Pennsylvania, is Golden State, whose name describes its rich yellow hue and also its association with California where it has been designated as the official Rose of the San Francisco International Exposition. Besides three years of testing in this country, it has a record of gold medals won in 1937 at Bagatelle and Lyons in France, and at Portland, Oregon. International interest is also involved in Ramon Bach, an apricot-buff large flowered variety from the gardens of Pedro Dot, the famous Spanish rosarian; and in Faience,

named after the famous pottery because of its two-toned peach and yellow shading, a contribution of the noted Dutch breeder, G. A. van Rossem.

Coming back to hybridizing work in this country, the Brownell Research Gardens of New England, after exhaustive tests of the many varieties developed in their search for maximum vigor, hardiness, and floriferousness, are releasing two more novelties: Lily Pons, with large, fragrant blooms of pale yellow shading to white at the edges, and Break o' Day, in shades ranging from orange to apricot and pink. Inheriting, apparently, the strength of the Wichuraiana blood used in producing them, these plants, which bear flowers of true Hybrid Tea beauty, are claimed to be fully roof hardy in localities that experience temperatures to minus 25° F. Of comparable hardiness are the so-called Setigera hybrid "dooryard" and climbing roses being developed by an Ohio grower. Examples appearing this year are Camellia, cherry-red; Faust, cerise red; Mabelle Stearns, peach-blossom pink; Pink Profusion, fine for hedges; Federation, a climber in rose-pink and orange, and Hercules, another climber with flowers like those of the Hybrid Tea Dame Edith Helen.

Space could well be given to notes on new and improved varieties of fruits for home gardens, many of which are being developed at various state agricultural experiment stations. New Jersey, for instance, has a number of superlative peaches to its credit; the New York Station at Geneva has put out apples, crabs, grapes, plums, pears and numerous small fruits and also cooperates with the 21-year-old State Fruit Testing Association whose membership (at \$1.00 a year) carries the right to obtain stock of these new things. Another famous name in fruit breeding is Professor N. E. Hansen of South Dakota who for many years has been working toward the production of fruits able to endure the rigors of the Great Plains country. A single noteworthy example of his success is the selective breeding of the native and formerly inedible sand cherry until now the fourteenth generation exhibits quality far above that of its forebears combined with an ability to grow and bear where few if any kinds common in kinder climates would survive.

But fruits are another field of effort, and these notes must be concluded with the promised lists of the All-America bronze medal flowers and leading vegetable novelties. Of the former there are: Snapdragon Guinea Gold, uniformly dwarf and of an orange-bronze color; Cynoglossom (Chinese Forget-me-not) Firmament;



Azaleamum

TRADE MARK

600 BLOOMS FIRST YEAR
1500 SECOND YEAR—VERY HARDY
KELLOGG'S SENSATIONAL!
FLOWER GARDEN NOVELTY!



A GARDEN IN ITSELF—3 MONTHS OF GLORIOUS BEAUTY EVERY YEAR!

The novelty sensation of the flower world is now available for your garden. Azaleamum, the world's greatest flowering plant, in brilliant, new colors, creates in itself an entire garden of breathtaking beauty for three solid months! The very first year, each plant grows to bushel-basket size or larger and produces hundreds of big, rich blooms, and daily delights you with its color variations. Friends, neighbors, passers-by exclaim in envy and amazement at this gorgeous color spectacle!

2,928 BLOSSOMS ON FIRST YEAR PLANT!

Even the limited selection heretofore available has delighted every owner. W. J. Sheehan, N. H., says: "Azaleamum exceptionally large, 40" x 28". Stands 18" high, measures 8 feet around. Everyone thinks they are wonderful." G. A. Bernard, Ill., writes: "You say 600 flowers, I'll bet there are 1,000 flowers on a single plant." And O. A. Wood, Mich., reports by actual count 2,928 blooms on a single first-year plant!

SEE ALL LATEST NOVELTIES IN BIG BARGAIN CATALOG!

The Azaleamum is but one of the many wonderful novelties for your garden which you will find only in the big, new 108-page colorful Kellogg Garden Beauty Book. All the latest developments—the amazing Dazzler carnation, the famous, new Grand Master gladioli, and many others—you'll find them all in the new, FREE Kellogg catalog, along with the old favorites you always want—and each page is packed with big values for every flower lover! Send for your FREE copy of the new catalog today—use the coupon below and it will be sent to you at once! Write before the supply is exhausted, and while we can still offer you Azaleamum and other novelties! Send for it TODAY!

ACTUAL SIZE BLOOM!

Azaleamum loses nothing because of its prolific blooming quality—each blossom grows to size shown above, and each plant is literally covered with hundreds of blossoms each year. All of the Azaleamums are hardy perennials, stand the winter well, and blossom right up until frost!

VIVID NEW COLORS!

Azaleamum comes in rich, new colors, as follows: BRONZE BEAUTY gives a variety of rich, gleaming shades of bronze from the time the bud opens. CAMEO QUEEN pink, opens deep orchid, vari-toned centers. MAGIC WHITE is one of the finest flowers you ever saw. One of each gives you a remarkable color feast in your garden. Get our special, low introductory prices. Send for the new Catalog at once!

MAIL COUPON TODAY!

FREE!



GET YOUR FREE COPY TODAY!

R. M. KELLOGG COMPANY Box 1311, Three Rivers, Mich.

Send me the FREE, 108-page new Kellogg Catalog with Azaleamum and other prize novelties.

Name.....

Address.....

City or Town..... State.....

KELLOGG'S for QUALITY

FERRIS ROSES

6 \$1.00

Just to get acquainted, we offer, 6 choice, Everblooming Roses, all two year old, blooming size. 2 red, 2 pink, 1 white and 1 yellow. All six Everblooming roses sent postpaid for only \$1.00.

EVERBLOOMING

WORLD'S LARGEST NURSERY

FREE Send for amazing New FERRIS Giant-Size Nursery Book in 4 colors—largest and loveliest pages of any catalog of its kind. Gives planting plans and shows hundreds of ornamentals in actual colors. Direct-from-Nursery Bargains, famous FERRIS EVERGREENS, Trees, Shrubs, Flowers, Bulbs.

EARL FERRIS NURSERY
945 Bridge St. HAMPTON, IOWA

Be the first to grow this Sensational ANNUAL

LUPINE

YELLOW FRESIA SCENTED

..... an exclusive OLD'S novelty that will have your whole neighborhood talking. Sweet and heavily scented, 12 to 15 inches tall, a fast and prolific grower, 75 to 85 days from seed to bloom. Full size packet, a sensational 50c value, special at

10c

FREE SEED BOOK AND PACK OF SEEDS

Send today for free beautifully illustrated seed catalog featuring many new specialties including Scarlet O'Hara Morning Glory; pack of Los Angeles Larkspur seeds included free.

L.L. OLDS SEED CO.
DEPT. NO. 8 MADISON WISCONSIN

1939 EDITION NOW READY

ALL ABOUT THE NEW ROSES

Write today for this beautiful new rose booklet. Sketches, charts and experts' advice insure success with roses. All 26 latest rose creations in natural color.

Free

MCGREY'S SUNSET
A glorious New Rose from the famous house of McGrey in Ireland. Everblooming. Hardy.

JACKSON & PERKINS COMPANY
The World's Largest Rose Growers
Dept. A19 Newark, New York State

Just Out! AMERICA'S MOST BEAUTIFUL Nursery and Seed BOOK FREE!

From AMERICA'S LARGEST Direct-to-You NURSERIES

Mrs. Harding **PHLOX**
Gorgeous Salmon pink, each flower actually larger than silver half dollar. Strong, healthy, free bloomer. Order direct. We'll ship at planting time. Regular price 35c each. Postpaid Special offer, 25c 2 for.....

IT'S ready—FREE!
Your copy of this beautiful big new Inter-State Nursery and Seed Book. Sparkling natural colors. Sensational beautiful new flowers. Rare and unusual varieties. New special offers in Inter-State's famous World's Fair roses. New Fruits. New flower seeds, shrubs, etc. First quality guaranteed stock. Low prices.

FREE GIFT OFFERS Get something new, different, better. Make your home more fruitful, more beautiful. Send for this FREE book now. Helpful planting guide and valuable gifts free to every customer.

INTER-STATE NURSERIES
1111 E. Street HAMBURG, IOWA

Verbena Blue Sentinel, compact, erect, and of a true navy shade; Marigold Early Sunshine, a development from the popular Dixie Sunshine but adapted to northern gardens, and two petunias—the var. Ladybird, a deep rose, and var. Velvet Ball, a mahogany red.

Among the vegetables tested, three received silver medals, namely: New Hampshire Hybrid Eggplant, developed in New England; Granda Bush Snap Bean, and Slemson Spineless Okra (or Gumbo) from South Carolina. Bronze medals went to Plentiful Bush Snap Bean, White Lightning Okra, and Golden Table Queen Squash; while honorable mention was given the Queen of Colorado Cantaloupe, Kingscrot Sweet Corn, Top Notch Pea, Aristogold Bantam Corn No. 1, Wayside Market Cantaloupe, and Connecticut Straightneck Squash.

—E. L. D. SEYMOUR

Do I need a landscape architect?

[Continued from page 41]

of house and garden, lawn, driveway, vegetable garden, etc., will be a workable livable unit. He will work in close harmony with the architect and the builder and thus there will be no duplication of effort or expense. Incidentally, most landscape architects prefer to work this way. Their charges will be no more than if they are called on after the house is completed; indeed, they might well be less, because problems often solve themselves easily at this stage so that costly mistakes are avoided.

Let those who are building or who have recently built call in the landscape architect before any rough grading is done, any drive, terrace, or path is built, any trees are cut down, or any new planting is done. He can study existing conditions in the light of your requirements and tastes and make a tentative plan showing what can be done to solve your particular problem. You discuss this plan with him and make suggestions and criticisms, after which he will draw up the final plan incorporating as many of his and your combined ideas as practical. From then on every spadeful of earth moved, every brick laid and every plant put in will be an element in the finished picture, a step toward the ultimate goal.

The character and the personality of the place will come from you and by him be interpreted and incorporated into a design which is complete and practicable. The cost of his plan is often paid for out of savings in grading costs and other initial expenditures. I know of a case in

FERRIS Evergreens

Send to recognized Evergreen Specialists for low prices and finest specimens. Ferris famous methods of root pruning and transplanting make our Spruce, Firs, Pines, Arbor Vitae and Junipers easiest to grow anywhere. We propagate and grow millions of evergreens then sell direct to home owners at big savings. Evergreens for every purpose—foundation plantings, screens, windbreaks, specimens, etc. Write for our giant-size catalog and planting guide showing evergreens in actual colors. 70th Anniversary.

12 EVERGREEN TRANSPLANTS \$1.00 Post-paid

Our new, Get-acquainted bargain—12 Assorted Evergreen Transplants 8 to 15 in. high av. Strong, well rooted, 3 each Norway Spruce, Scotch Pine, Jack Pine, White Spruce—All Sent Postpaid for \$1.00.

FREE—Planting Guide, and 1939 Cat. Actual colors—Flowers, shrubs, trees, fruits, ornamentals, evergreens—low prices.

EARL FERRIS NURSERY
945 Bridge St. HAMPTON, IOWA

Buddleia Charming

A NEW SHRUB delightfully different which flowers from June until frost, and is excellent for cutting. Its clear lavender-pink coloring makes it really outstanding.

This new shrub, beautiful roses, colorful perennials, in fact, our complete line of nursery stock is illustrated and reasonably priced in the 1939 Spring Catalog.

"Maloney Customers Must Be Satisfied"

Maloney Bros. Nursery Co. Inc.
(Est. 1884)
30 Main St. Danville, N. Y.

MALONEY CATALOG FREE

FREE

GOVE'S GLADIOLUS BOOK

Valuable 80-page illustrated guide to Gladiolus culture. Shows 200 of world's finest varieties, including popular PICARDY and all varieties of famous PALMER strain, introduced by me. Full details of my latest

Special \$1.25, \$2 and \$3 Offers made bigger and more selective than ever for 1939. Many high-priced varieties now included in these low-cost Gove Specials. My book and offers defy all comparison. For gorgeous glad blooms next summer write now for your book with bargain listings.

CHAMPLAIN VIEW GARDENS
ELMER GOVE, Box K-1, Burlington, Vermont

BLUEBERRIES A PROFITABLE ORNAMENTAL

Be the first to raise CULTIVATED BLUEBERRIES. The coming sensation. Very ornamental. Exquisite white blossoms; leaves change from green to red; grow 4 ft. tall. Eat delicious jumbo sized berries with cream. Two to four bushes will supply average family with mouth-watering blueberries; plus all season. Big money-maker for planters. Sell from 50c to 75c a quart. Fully described in our catalog of over 100 real bargains in plants, trees and shrubs. Write now.

Whitten-Ackerman Nursery, Box 41, Bridgman, Mich.

Burpee's Giant PANSIES

Largest, most beautiful, all colors mixed. Reg. plant 35c. Free with Burpee's Seed Catalog—send 3 cents for postage. 1/16 oz. for \$1, postpaid. 144-page catalog; guaranteed flower & vegetable seeds. Low prices.

W. Atlee Burpee Co., 277 Burpee Bldg., Philadelphia

Tricker's Colorful

WATER LILIES

Beautiful New Catalog Now Ready

Profusely illustrated in natural colors. Helpful directions show how to succeed with aquatic plants. Tells all about Tricker's large, healthy plants. Guaranteed to bloom. Surprisingly low prices. Write for FREE copy today! (Canada 15c)

FREE

Wm TRICKER, Inc.
Everything for the Water Garden
9101 Brookside Ave. 9116 Rainbow Terrace
Saddle River, N. J. Independence, Ohio

which a house was being built on a side slope. The contractor had put in a bid for \$300 to rough grade the yard to a nice, monotonous level. A landscape architect called in designed an attractive garden and lawn on three levels, and his fee plus the necessary grading totaled \$250.

In addition to the general ground plan which shows the entire layout with finished grades, planting areas, drive, paths, pool, steps or walls or lawns or whatever the situation calls for, the landscape architect will, if you request it, submit a second or planting plan. This will show the location, variety and size of every tree, shrub, vine, and flower needed to carry out the design. It will be accompanied by key lists giving common and botanical names of each plant. Such a plan can be kept for years and the garden or border or lawn planted piecemeal, progressively, as you can afford it. Expensive shifting about later on is avoided and the scheme gradually takes form, grows up, and when completed presents a beautiful, unified picture. The plants will have been chosen for their form, interesting flowers and foliage, height and adaptability to their location, in relation to their neighbors, the soil and the environment.

It may be possible to include all of your particular favorites as well as others with which you are perhaps unfamiliar. But remember that the finished effect should be, primarily, a good composition in plants rather than a botanical experiment station.

There is often a further and financial advantage in consulting landscape architects to whom most nurseries, seedsmen, etc., allow a substantial discount which is deducted from your bills for materials. An acquaintance of mine has spent \$140 in the last three years on plants, trees, shrubs, vines, etc. His landscape architect has made the planting plan, and budgeted the necessary plants over that period, and has saved him \$30 in nursery bills. His fee was \$25, so the client has had the benefit of professional advice at no cost and has saved \$5 in the bargain!

Sometimes, where the property is broken or sloping, a grading plan is necessary. This shows the topography as it is and as it will be when graded to the new design. Any contractor can follow such a plan and many amateurs who like to dig are doing their own grading these days, using the grading plan to show exactly how much to cut here and fill there—another permanent step toward the completed picture.

Frequently some detailed construction drawings are needed to show a garden gate, or a pool, a flight of steps, or lattice work to

cover the garage. A simple drawing, original in design, will guide the work, whether done by the carpenter, the mason, or you.

During planting time, or when grading is being done, or a dry wall is being laid, the landscape architect is available for supervision at a reasonable hourly fee. Frequently an expert eye at such a time can in half an hour anticipate and correct errors, save many hours of misdirected effort, and produce a much better effect in the bargain.

These are the services performed by the professional landscape architect. It has been said of house building that you pay for an architect whether you have one or not, and the same is true in garden making. But whereas few people build their own houses with their own hands, many prefer to do their own planting, wall building, pool making, etc. How much more satisfactory to know what you are working toward, to see the picture beforehand, and then proceed to make that picture a reality, little by little, step by step, knowing that everything that is done and every dollar that is spent will count!

If we should make a garden

(Continued from page 18)

tion is easily dulled. Originality commands attention. One ought neither to covet nor copy his neighbor's garden.

Utility is the most devastating enemy of all. Rock gardens appear as if made to hold up banks, while weigela attempts to screen neighboring yards. Cutting flowers for the house and pruning plants in the garden will never be synonymous operations. If they happen to overlap, so that some of the clippings can be arranged into bouquets, so much the better, but to harvest all the zinnias for a luncheon decoration is a tragedy if the appearance of the garden is ultimately more important than the luncheon.

No, gardening is not as simple as ordering new varieties from fascinating catalogues and cultivating them properly. Gardening is, first of all, an intellectual problem, and, given a bit of land, the only approach to its possibilities is through the esthetic intellect. There are, of course, people with no creative taste whatever, but these are rare. Most of us could compose a rather decent picture were it not for the barrier of lack of skill in handling the materials. In gardening, the skill is easily mastered; the esthetic instinct is there; nothing stands between us and our compositions but carelessness and indolence. Before long winter will be over, and

nature will have scoured the canvas clean for a new attempt; we can begin again to arrange our gardens, approaching them through the spring, intellectually.

Little numbered maps such as I have mentioned are essentially wrong to me because one should not plan a garden as if one were to look straight down upon it all summer. One might better begin by drawing simple line sketches of the contours one wished to follow. They would be the sort anyone can make, but for all their crudity, they would reveal the instinctive laws of mass and line in a vertical plan, as the garden will actually be seen. Line is a subtle ingredient, as necessary as it is evasive. Contour is the skeleton of the garden, and unless it is right, no clothing we devise for the garden will disguise the fault. By following this procedure and by keeping faith with a satisfactory sketch, one can more easily resist overcrowding. There is little danger of an effect of emptiness. In fact, it is only by consciously striving for emptiness that one may hope to capture an air of spaciousness.

The universal laws of composition never let one down; harmony and temperance cannot fail. Yet a garden should be lazy looking. It should disguise the effort put into it instead of seeming restless, ardently cultivated, or obviously planned. There is artistry in concealing art so that, when one enters a garden, one has the feeling that it is very old, that it grew quite naturally. It should strike a happy medium between being too wild or too studied, too exciting or too negligible. In all the best art, painting, sculpture, music, or poetry, nature is compromised with artistry; nature is always adapted, never transplanted. People protest that nature never studies the juxtaposition of colors, is not concerned with symmetry. That is where artistry, the subtle improving of nature's ways, comes in. Such, at least, is the philosophy of the Japanese, those masters of landscaping and flower arranging, from whom we have much to learn. They stand midway between the artificial formality of the French, and the undisciplined disorder of nature. Outdoors we are still Victorian in taste, while indoors we are adopting the Japanese principles of decoration: space, light, simplicity, and carefully planned accents.

Color should be an accent, never an end in itself. Color is a dangerous departure. It always takes away a little, although it can add much. A touch of color is exciting and delightful, like wine with a good dinner. Why does the Occidental so often abuse both color and spirits? Mixed up colors in a garden have the same result as mixed up colors anywhere else.



free

• The 1939 Dreer Garden Book is more than just a catalog of seeds, plants and bulbs! It's a guide to successful gardening. It reflects the experience of 101 years' service to gardeners. Well illustrated—attractive prices. Send for this new catalog today.

HENRY A. DREER
100 Dreer Bldg., Philadelphia, Pa.

Burpee's SEEDS 5 pkts.
Special! Grow vegetables this year—Marigold Tomato, Detroit Dark Red Beet, Chantenary Carrot, Black-Seeded Simpson Lettuce and Scarlet Globe Radish, a 10c-pkt. of each, all 5 for 10c! Burpee's Vegetable and Flower Seed Catalog free.

W. ATLEE BURPEE CO.
279 Burpee Building, Philadelphia

FREE CATALOG

1939 FASHIONS in FLOWERS
ALL AMERICA SELECTIONS approved Novelties—illustrated in color—featuring the only true-pink delphinium. For free copy mail this ad or mention Dept. Z.

BURNETT-SEEDSMEN
23-25 WARREN ST., NEW YORK

FREE ROSE BOOK
43RD EDITION, "ROSES OF NEW CASTLE," printed in exquisite colors, tells how to grow these roses, and many other flowers. Gold mine of information. Beginners ought not be without this book. Low prices. Write for copy. It's FREE

HELLER BROS. CO.
Box 121 New Castle, Ind.

CREDIT Given on FRUIT TREES, SHRUBS VINES, BULBS, Etc....

Small down payment books order. Easy terms on balance. Apple and Peach trees, low as 5c. Grapevines 3c. Ornamental shrubs 10c. Evergreens 25c. Garden Seed and Vegetable Plants. Write for FREE Catalog and bargain prices. Benton County Nursery Co., Box 633, Rogers, Ark.

Maule's GIANT Asters 5 pkts.
Wilt-Resistant! Finest colors—Blue, Crimson, Yellow, Pink, White—a 10c-packet of seeds of each, all 5 for 10c, postpaid. Send today! Maule's Seed Book free. Tested, guaranteed seeds for prize vegetables and flowers, at low prices.

Wm. Henry Maule, 654 Maule Bldg., Phila., Pa.

Vaughan's The Most Beautiful 240 FLOWERS IN COLOR Free!

SEED CATALOG AND INSTRUCTION BOOK

• In "Gardening Illustrated, 1939," all the new flowers and vegetables, and old favorites, are described and illustrated. Its 124 pages, 52 in color, list 2164 annuals, perennials, roses, dahlias, gladioli, water lilies, etc. Also finely flavored table-quality vegetables. Full cultural instructions, special bargains. Sent free, postpaid. Write today.

SPECIAL FOR 1939: Marigold Mrs. Lippincott, loveliest of the carnation type, 2 1/2-inch flowers with frilled petals, flaring broadly, of rich gold. Send 10c for large packet.

VAUGHAN'S SEED STORE, DEPT. 18
10 West Randolph Street, Chicago
47 Barclay Street, New York

FROM THE LAND OF THE DAKOTAS

COME QUANT AND LOVELY FLOWERS Will, the Pioneer Seed House, offers exciting perennial flowers to make gardening a pleasing adventure. Flowers and vegetables of strong Northern breeding. Write for Will's free 1939 catalog.

OSCAR H. WILL & CO.
Box A-12 Bismarck, No. Dak.

Burpee's Snapdragons
Rust-Resistant. Giant, 2 to 3 ft. tall. 3PKTS. Crimson, Yellow, Rose, a 10c-pkt. of each, all 3 postpaid for 10c—send now! Burpee's Seed Catalog free. Low prices.

W. Atlee Burpee Co., 281 Burpee Bldg., Philadelphia

FREE Michell's 1939 GARDEN BOOK

A guide to better gardening. Illustrated in colors. Send for this wonderful reference book today!

504 MARKET STREET
MICHELL'S SEED HOUSE
Philadelphia, Pa.

Glories of the Garden
AMERICA'S MOST HELPFUL GARDEN BOOK ISSUED TWICE YEARLY

NEW PLANTS for YOUR HOME

New Edition Just Off The Press

Shows all the newest plants for your garden in natural color. Packed with hundreds of money-saving values in things you need to plant your grounds. Dozens of helpful hints on planting and growing. 64 exciting pages. Do not buy or plant until you have this book. We believe it to be America's most helpful garden book.

IT'S FREE :: WRITE FOR YOUR COPY TODAY

Krider's Garden Guide
Tells you how to plant, when, where and what to plant. No other book like it. 64 pages of pictures, drawings and instructions. Will solve many of your perplexing planting problems. Cost us \$2000.00 to produce; yours for only 10c to pay mailing and handling. Order today.

Krider Nurseries, Inc.
Box 307 Middlebury, Indiana

FREE JUST OUT

10c

**WANT A VELVETY,
Weed Free Lawn?
HERE'S HOW**

Follow seeding and maintenance instructions contained in **LAWN CARE**. A hundred thousand top-notch lawns owe their superiority to this proven Scott formula. They are the outstanding lawns in their neighborhoods. • Ask for **LAWN CARE** today. Sent without charge or obligation. Get ready for a beautiful lawn NOW.

O. M. SCOTT and SONS COMPANY
10 Main Street Marysville, Ohio

Scott's
SCOTT'S SEED makes BEAUTIFUL LAWNS!

10 Flowering Shrubs \$1
All different shrubs, 2 years old, 18 to 24 in., all labeled true to name. Best varieties, fine for foundation or lawn planting. Our choice of varieties, guaranteed to please. 10 Everblooming Roses \$1. 1 yr. all different, 50 Assorted Perennials \$1.00. Write for bargain catalog. Big cash discount for early orders or will ship express C. O. D. if you prefer. Examine stock before you pay. Write now.
Whitten-Ackerman Nursery, Box 63, Bridgman, Mich.

Maule's Petunias
3 kinds, all colors, fragrant—Tail Bedding, Dwarf Bedding and Balceny, all 3 packets for 10¢! Maule's Seed Book free. Low prices.
Wm. Henry Maule, 652 Maule Bldg., Phila., Pa.

KINKADE GARDEN TRACTOR
and Power Lawnmower
A Practical Power Plow and Cultivator for Gardeners, Fruit Growers, Truckers, Florists, Nurserymen, Suburbanites, Country Estates and Poultrymen.
Low Prices - Easy Terms
American Farm Machine Co.
1091 33rd Ave. S. E. Minneapolis, Minn.

Burpee's Fluffy Ruffles PETUNIAS
Exquisitely ruffled, fringed, richly veined, 5 inches across. Glorious pinks, scarlets, lavenders, copper colors, etc., mixed. 25¢-pkt. of seeds, only 10¢! Burpee's Seed Catalog free.
W. ATLEE BURPEE CO.
280 Burpee Building, Philadelphia

FREE New Garden Book
Send for America's most complete list of seeds, shrubs, trees, fruits, flowers, etc. Profusely illustrated, many in full color. Surprisingly low prices! Famous as Nurserymen for 85 years. Write today for your copy FREE.
STORRS & HARRISON CO.
Box 617 Painesville, Ohio

FREE AMAZING OFFER
4 PKTS. Petunias
VALUE 40¢

Just to get acquainted with new customers we will send 4-10¢ pkt. fancy Petunias, including New Fluffy Ruffles for only 4 names flower lovers—Will include 5 beautiful spring flowering bulbs and 100 Ruffled Gladioli for 1¢ to cover packing and postage.
For return mailing and this ad. enables you to receive our Premium Offer. 2 beautiful Everblooming Roses & New Garden Book. Supply limited. Send today.
S. W. Pike, Seedsman, Dept. 119, St. Charles, Ill.

Use this Coupon TO ORDER SEEDS
Described on Inside Back Cover

W. Atlee Burpee Co., 301 Burpee Bldg., Philadelphia
Send no postpaid, the Burpee Seeds checked below
 4 Pkts. Zinnias for 10¢ Marigold Garden, 10 Pkts. \$1.
 Zinnia Garden, 16 Pkts. \$1. Petunia Garden, 9 Pkts. \$1.
 All 3 \$1 Gardens above for only \$2.50
Amount Enclosed \$.....
Name.....
Address.....
 Send Burpee's Seed Catalog Free

They neither rest nor thrill the eyes—just like too much chintz.
It seems to me that we would all get so much more fun from gardening and from visiting the gardens of our friends, if each of us followed some original idea which pleasantly occurred to us. I do not mean originality for better or for worse. After a great deal of thought and scratch-pad scribbling, and after having shut the mind's eye to the memory of all the gardens we have ever seen, we might discover in gardening a more original, more beautiful hobby than we have heretofore enjoyed. Suppose we decided upon an old-fashioned garden, for instance; how absorbing it would be to study literature about old-fashioned gardens, to search everywhere for a rare plant, no longer in fashion, which we remember having loved at Grandmother's years ago. And how thrilling it would be to discover and secure it! Or, imagine the excitement of collecting a herb garden; it would be as enriching as collecting Toby jugs or early American pewter, especially if one read as well as planted and became somewhat of an amateur authority on herbs. It would be interesting to experiment with a favorite color, creating symphonies of green or gold, or red or white. Or one might enjoy worrying over a single favorite kind of flower, nourishing it into the best of condition and becoming familiar with its many types and varieties. One might enjoy creating gardens typical of different nations, especially if one owned a large lot, or reproducing bits of the gardens of famous people or places. The pleasure of mere digging and weeding would be so infinitely increased if mental stimulation accompanied it and a vision prompted it.
Whatever the eventual plan, a garden should be developed slowly. The few things that are bought, beginning with the grass, should be of the finest quality. Nor should more be planted than can with ease be tended. Cultivation ceases to be a pleasure when it becomes a dominating burden.
There is one other requirement for the perfect garden, as I see it. It should, so far as possible, be enclosed from the public view. For utmost enjoyment it should possess the privacy of another room in the house. It should, after all your labors, be a private sanctuary for your delight and the delight of your friends. You should find time during the day to sit within it with no thought of its cultural demands, and let it work its spell within you. You have created a living, growing thing which is the child of your mind, heart, and hands. The inspiration, the beauty and peace of a beloved garden should be the reward it gives for thought and labor.

10 ROSES for \$1
2 YEAR OLD FIELD GROWN
Think of it! 10 Strong, 2-year-old field-grown, guaranteed satisfactory, ever-blooming rose bushes—direct from the fields of one of America's largest growers—only \$1.00! Collection includes

3 Red Radiance 1 Tallman 1 Caledonia
2 Pink Radiance 1 Ami Quinard 1 Pres. Hoover
1 Mrs. Charles Bell
ORDER ROSE COLLECTION NO. 100
(Send cash, money order, or check.)
MONEY BACK GUARANTEE!
If you are not entirely satisfied with your roses we refund full purchase price or replace with stock satisfactory to you—You can't lose! Order now—Plant early—enjoy your own rose garden! WRITE TODAY!
HAUGHTON FARMS, DEPT. R-60, WAXAHACHIE, TEXAS

Burpee's Giant SWEET PEAS
World famed—6 favorite colors—scarlet-cerise, brilliant rose, white, cream-pink, lavender, true blue—a 10¢-pkt. of seeds of each, all 6 for 25¢, postpaid.
Burpee's Seed Catalog free—favorite old and new flowers, vegetables. Very low prices.
W. Atlee Burpee Co., 278 Burpee Bldg., Philadelphia

STRAWBERRIES
Allen's Berry-Book describes best Early, Medium, Late and Everbearing varieties. Tells how to grow big luscious berries for home and market. Copy free. Write today.
THE W. F. ALLEN CO.
326 EVERGREEN AVE. SALISBURY, MD.

SUPER-MARGLOBE TOMATO
NEW! 1000 Seeds (15¢-Packet) FREE!
Larger than famous Marglobe. Luscious, smooth, deep, solid, scarlet. Free with Maule's Seed Book; send 3¢ for postage.
WM. HENRY MAULE, 653 Maule Bldg., Phila., Pa.

Succeed in Landscaping
Send for FREE Book on Landscape Training
Full details about this profitable career for men or women. Study at home in leisure time. Successful graduates receive large fees. Some students earn \$5, \$10, \$15 while learning. Pleasant work; initiative rewarded. Write today, giving age and occupation.
AMERICAN LANDSCAPE SCHOOL
6026 Grand Ave. Des Moines, Ia.

WANTED ORIGINAL POEMS SONGS
For Immediate Consideration
Send Poems to
Columbian Music Publishers, Ltd.
Dept. R22 Toronto, Can.

EARN EXTRA MONEY at home
You Can Increase Your Income quickly and easily at home. Wentworth supplies you with work and furnishes all materials. Write today for FREE BOOKLET.
Wentworth Pictorial Co. Ltd.
DEPT. 55, Hamilton, Ont.

Women EARN \$23 WEEKLY
and GET YOUR OWN DRESSES FREE
Just demonstrate Paris-styled Dresses direct from factory. Earn up to \$23 weekly and in addition get all our own dresses FREE! NO INVESTMENT! NO EXPERIENCE! No regular commission necessary and not a penny needed to invest. Everything you need to start at once and dress size fully giving age and dress size. Write today for this amazing Free offer.
FASHION FRILLS INC.
DEPARTMENT AM175 CINCINNATI, OHIO

What Shall We Have for Supper?
Are you always puzzling about menus? Is it hard to think of something new? Would you like to have that menu problem made easy? Then let us tell you all about the famous American Home Menu Maker. Send a postcard to The American Home, 251 Fourth Avenue, New York City.

ZIM JAR OPENER
Patented
"Opens anything that wears a cap"
Jars (including Mason Jars), Glasses, Bottles, Cans, with screw caps, pry-up caps, friction caps, vacuum caps, crown caps.
(Also tightens screw caps)
This is a wall fixture—swing it up when you want to use it, or down when you want it out of the way—it's always in place.
There are no adjustments to make. Made of steel for lifetime service. Lasting silvery finish, \$1.00—Chromium, \$1.25—Guaranteed.
If your dealer cannot supply you, order direct.
ZIM MFG. CO.
2029 Carroll Ave., Station B, Chicago, Ill. Screw Cap

Here's help for last minute shoppers
[Continued from page 21]

tor does everything but spread the jam, Crocker-Wheeler, \$14.95. (30) Not only grand Cannon towels, but a Cellophane box that has a thousand uses, \$1.95. (31) For flower pickers, green metal cups in a white wooden carrier, trio of decorated metal vases with removable wire mesh trays, Hamacher Schlemmer. Woman's snap cut pruning shears with simple bent wire device to hold flower when cut, Stumpp & Walter, \$1.50. (32) The Dale Carnegie game, not complicated and lots of fun, \$2. (33) The sturdiest of metal toys, various trucks and a fine airplane, Schwarz, from \$2.75 to \$13.75. (34) This little blonde charmer walks, talks, and sleeps, \$2.98. For the very young a brilliantly colored block tree, \$1.88. R. H. Macy. Party tablecloth of paper, Dennison, 25 and 50 cents.

N. Y. State colonial
[Continued from page 36]

The flowers and trees and shrubbery which flourish luxuriantly today were not merely bought and planted. They were raised from seedlings and cultivated, nurtured, and grafted with infinite care over a period of years. The gardens and grounds today are a tribute to patient attention.
The walks and paths about the house and driveway were laid out in curves which are interestingly planned around some architectural feature such as a sundial or rock garden. The planting is skillfully arranged to serve as a screen for the house and its porches, but care was taken to leave vistas open across the woods and hills at the back. In reality the living arrangements center mostly around the rear of the house because the gardens, orchards, and fields are located there, and a side entrance winds up to the vine-hung porch.
Numerous small features also add to the charm of the gardens. There are special nests, birdhouses, and feeding places such as coconuts for the wrens, cedar and birch bark boxes for the bluebirds, and quarters for squirrels and other small wild life. One birdhouse is an exact copy of the owners' house, complete with porches, rooms, etc., all done in miniature and in scale. Cedar poles cut from the near-by woods were used as posts for a six-sided grape arbor which has a cob-web roof with a bird-house centered on top of it.

Burpee's GIANT ZINNIAS

Dahlia-Flowered

GIGANTIC, full, deep, double flowers, 5 inches across and about 2 inches thick. So easy to grow, you can sow the seeds outdoors in spring when the soil has become warm, and have a glorious garden all summer and fall.

We have selected the four finest colors—Scarlet, Lavender, Yellow and Rose—four 15c-Packets, one of each, all postpaid for just 10c, especially for you to try Burpee Quality Seeds.

The well-branched, sturdy plants grow 3 ft. high.

**Four Best Colors,
A 15c-Packet of Each**

4 Pkts. SEEDS 10¢

*(Regular 60c Value,
to make new friends)*



A Whole Garden of Zinnias All Colors, All Kinds — 16 Packets (Value \$2.10)

Burpee's Zinnia Garden contains a marvelous assortment of choice colors, rare tints, all kinds, giants to midgets. A pkt. each of crimson, pink, white, and golden-orange Giant Dahlia-Flowered; salmon-rose, yellow, white, and scarlet Cut-and-Come-Again; scarlet, yellow, white and carmine Cupids (smallest of all); and a pkt. each, all colors mixed, of Navajo, Scabiosa-Flowered, Mexicana, Fantasy.

16 pkts. in all (value \$2.10) postpaid for . . . \$1

An Exhibition of Marigolds Ten Kinds — 10 Packets (Value \$1.95)

Burpee's Marigold Garden brings you the wonderful new Marigolds which have made this flower the most popular of the day. Both African and French; tall, semi-tall and dwarf: Sunset Giants, Supreme Mixed, Orange Delight, Spanish Gold, Yellow Flute, Flaming Fire, Harmony, and 3 with odorless foliage: Golden Glow, Royal Crown, Burpee Gold (carnation-flowered).

10 pkts. in all (value \$1.95) postpaid for . . . \$1

A Panorama of Petunias Best Colors and Kinds — 9 Packets (Value \$1.90)

Burpee's Petunia Garden, for rich hues and fragrance: 3 Giants — Ruffled Copper-Scarlet, Fringed Salmon Beauty, Elk's Purple; 4 Large-Flowered Bedding (or Balcony) — Black Prince, Blue Wonder, Rose, White; 2 Dwarf Bedding—Blue Bird, Twinkles.

9 pkts. in all (value \$1.90) postpaid for . . . \$1

SPECIAL—To enjoy all these fine flowers you may order all 3 (or any 3) of these \$1 Gardens (they make excellent gifts) for only **\$2.50**

FREE

1939 SEED CATALOG

160 Pages, and many color plates. All the newest creations—sensational Burpee Marigolds with odorless foliage, Sweet Peas, Petunias, Nasturtiums, thousands of old favorites, and finest vegetables; famous Burpee Guarantee. Very low prices. Send post card or coupon today.

All seeds on this page grown on Burpee's Floradale Farms in California where ideal soil, long season and sunny harvest yield plump, full-of-vitality seeds with that extra vigor northern gardens need.



(Another Coupon on Opposite Page.)

Below: Burpee Zinnias on Burpee's Famous Floradale Seed Farms, in the finest Flower Seed-Growing Section in the Entire World



W. Atlee Burpee Co. Seed Growers 300 Burpee Bldg., Philadelphia

Coupon for your Convenience

W. Atlee Burpee Co., 300 Burpee Building, Philadelphia
Send me postpaid, the Burpee Seeds checked below:

- Giant Zinnias, 4 colors, 4 15c-Packets for just . . . 10c
- Burpee's Zinnia Garden, 16 Pkts. (value \$2.10) for \$1.00
- Burpee's Marigold Garden, 10 Pkts. (value \$1.95) for \$1.00
- Burpee's Petunia Garden, 9 Pkts. (value \$1.90) for \$1.00
- All 3 \$1 Gardens listed above for just . . . \$2.50

Amount Enclosed \$.....

Name

Address

Send Burpee's Seed Catalog Free



*Merry Christmas
Everybody...*

*...and to everybody
more smoking pleasure*

Chesterfield Cigarettes in their attractive Christmas cartons appeal to everyone. Their refreshing *mildness* and *better taste* give smokers everywhere *more pleasure*.



Chesterfield *They Satisfy*