

The American Home

January 1942

SECOND LINE OF DEFENSE

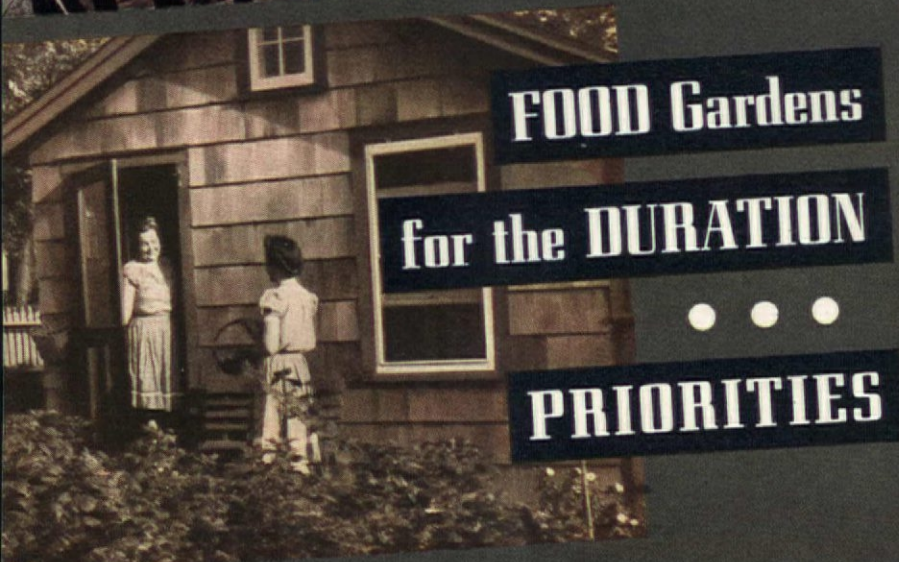
10¢

15¢ IN CANADA

PROPERTY OF THE
LIBRARY OF THE
DEC 31 1941
WOMAN'S COLLEGE
UNIVERSITY OF NORTH CAROLINA



New TAX LAW interpreted!



FOOD Gardens

for the DURATION



PRIORITIES






“Say, January’s just like a second Christmas


Yes, you’ll think it’s Christmas all over again when you marvelous towel buys at the Cannon White Sales . . . such bargains can plan whole new bathrooms right on the spot! You’ll love with this year’s brilliant array . . . thirsty beauties that are caressing to both tender skins and sensitive budgets by insisting on that all-important Cannon label at your White Sale. You’ll be following the judgment of the majority of American home-makers who look for it *whenever* they buy towels. Cannon Mills, Inc., New York

All America’s Emblem . . . the Cannon Label: for Beauty, Quality, Value

Cannon Towels
CANNON SHEETS CANNON HOSIERY



BEST OF ALL, you can buy the new Cannon towel matched sets to give your bathroom that well-look! Shown above, clean-cut “Classic” patterned towel, face towel, wash cloth, \$2. Bath mat an extra. Individual Cannon towels from 2



← The right forearm of the Statue of Liberty arrived first in this country in 1876 for display in the Centennial Exposition at Philadelphia.

It was then removed → to Madison Square Park on Fifth Avenue in New York (extreme right in picture). It remained there until 1884 while funds were raised for the base of the Statue.



↓ The arm was returned to France for completion of the entire Statue which subsequently arrived at Bedloe's Island and was erected late in 1884. The raising of this symbol of liberty was considered quite an engineering feat in its day. Keeping its flame burning brightly to warm and encourage all lovers of freedom is the quiet determination of 130 million people.



Insuring Democracy


THROUGH good times and bad since 1853 this institution has been providing sound insurance protection to American property owners. We believe this entitles us to the claim that we know something about good insurance. Of all the forms of insurance that serve the individual none can compare with the finest kind of insurance that will serve us all—United States Defense Bonds. For the safest investment in the world—for insurance that will help safeguard our liberty—Buy United States Defense Bonds.

☆ THE HOME ☆
Insurance Company
NEW YORK

¶ The Home, through its agents and brokers, is America's leading insurance protector of American Homes and the Homes of American Industry

FIRE • AUTOMOBILE • MARINE INSURANCE

How TO MAKE YOUR SHEETS LAST



**Two pages of consumer hints
...for buying sheets wisely
...for taking care of the sheets you buy**



1. "Two kinds—which for me? Muslin or percale?" Muslin sheets are woven of heavier threads and contain fewer threads to the square inch than percale.

Percale sheets are more closely woven with finer, long-fiber cotton—to produce a lovelier, softer sheet. Ever since Cannon started making these "luxury sheets" at practically the price of heavy-duty muslin, thousands of women have *stepped up* to the pride and comfort of percale.

Many women say that Cannon Percale is actually *more economical in the long run*. For example, at average pound laundry rates, the lightness of percale can give you a saving of about \$3.25 a year *for each bed*. Just think—you can buy several pillowcases—as well as another sheet—with the saving! And, if you do your laundry at home, you'll find that Cannon Percale Sheets are lighter, much easier to handle than heavy-duty muslin!



2. "My, my, they all look nice! How can I tell a good sheet from a bad one?" First, hold the sheet up to the light. Are the vertical and horizontal threads the same thickness? Are they evenly woven...in straight lines down and across? Is the yarn itself even, or is it thick and thin in spots? Look out for weak spots, knots, and slubs—they'll wear out first.

Now look at the color. Be sure the white sheets you're buying are a pure white-white. Not grey-white or yellow-white or blue-white. A reliable brand of sheet will retain this sparkling whiteness even after years of washing. Cannon uses a gentle whitener exclusively. More costly but much safer than caustic chlorine bleaches. Cannon Sheets are tested at the mill to insure whiteness.




3. Look out for excess "sizing"! Test a new sheet by rubbing it together over a dark surface. If a powdery film filters out, the sheet is "loaded"—that is *sized*—to cover up loose weaving. If the sheet is heavily sized, it will be sleazy and loosely woven after the first laundering.

LONGER



4. Too short is too bad. You may be tempted by the slightly lower price of shorter-than-average sheets. But they're really poor economy—for the tugging they take makes them wear out sooner. Cannon advises the 108" *corn size* length for the average bed.




5. Washday "musts"! First, rinse thoroughly. Most deterioration of sheets is caused by soap left in them! If you use a bleach, be sure to follow instructions on the bottle carefully. No bleach should be necessary if you hang white sheets in the sun to dry.

Here's the way to hang sheets so they won't dry dog-eared: fold hem to hem and place about 12" of this double thickness over the line. Pin securely in 3 or 4 places. Fold closed end of pillow slips over the line, too—about 6".

Ironing is said to be harder on sheets than actual wear. So don't use an iron that's too hot. Leave folds unpressed—but press hem and selvages flat.



6. Careful, there—don't yank sheets off your bed. They may rip on a spring or splinter. Don't use a sheet or a pillowcase for a laundry bag—it's a grand way to strain the poor things.



7. Consider carefully the brand of sheets you buy. There are lots of things that go into the making of a sheet which you simply can't see for yourself. You must trust the manufacturer that they are there.

Of these things you can be *sure* when you say "Cannon": that Cannon Percale Sheets are woven on the most modern looms, given a most rigid inspection—to insure for you a better, longer-wearing sheet; that Cannon Percale Sheets are made from costly American cotton, carefully carded to eliminate short fibers—so that you can enjoy a finer, more luxurious sheet than ever before at practically a heavy-duty-muslin price.

You'll also find a grand value in Cannon Muslin Sheets. This is an inexpensive muslin, vastly improved over the same type sheet of a few years ago—thanks to Cannon's modern methods.

Cannon Sheets



CANNON IS A TRUSTED NAME IN
MILLIONS OF AMERICAN HOMES


MADE BY THE MAKERS OF CANNON TOWELS AND CANNON HOSIERY



Reading counter-clockwise, starting top right:

Christmas decoration in the home of Mrs. P. W. Phelps, Glens Falls, N. Y.
 Fireplace of Kenneth J. Samuels, Alameda, Cal.
 Waiting for Santa in the home of Mrs. H. Riggenberg, Hammond, Ind.
 Home of Mr. and Mrs. Harold A. Peterson, Monmouth, Ill.
 Joan Lucy Knudson, Seattle, Wash.
 Mantel of Mrs. C. E. Hill, Bellevue, Wash.

Doorway of the home of Mrs. Leonard Mead, Miami Springs, Fla.
 Home of Mrs. B. P. Galanti, Lodi, N. J.
 Mantel of Mrs. R. Earl Elkin, Tulsa, Okla.
 Prize-winning Christmas decoration, home of Mr. and Mrs. R. M. Willis, Chanute, Kansas
 Holiday mantel in the home of Mrs. David Wilson, Hampden-Sydney, Va.
 Christmas tree of Mrs. F. D. Cavell, Dunmore, Pa.
 Mrs. L. Howard's home, Ridgewood, N. J.
 Dr. and Mrs. Henry J. York, Birmingham, Mich.
 Home of Mrs. C. L. Boyd, Waynesboro, Tenn.



Contents JANUARY 1942

VOL. XXVII, No.

Cover Design: See pages 10, 16, 68

Special Monthly Features

Under the Stars We Advance	8
Tables of the Month	40
"Quickie" Recipe	42
This Month's Bridge Prizes	44
Personal—There's Something Wrong with Everyone, from 6 to 60!	46
Gourmet's Menu	69
Bridge Dessert and Left-Over Recipes	70

Children

Stitches in Time—in These Needy Times!	12
A Tiny-Tot Birthday Party	24
Come and Bring the Children	34
Family Tonic	36
The College Crowd's in Town.	38
Those Greeting Cards	45
Today I Hurried Through My School	53

Decorating

Our Solution for Your Problem from the Decorating Staff of THE AMERICAN HOME	28
A Foursome of Collectors	54
My Husband's Work Takes Us Everywhere	56
Today's Mother Hubbard Has Lots and Lots of Cupboards	62
More Storage Space Any Lady Can Make	64

Gardening

Mr. Freedman's Growing Pains	James Freedman
Food Gardens for the Duration!	
It Began in a Notebook 8 Years Ago	Lillian F. Foster

Handicrafts

Stitches in Time—in These Needy Times!	
Those Greeting Cards	Helen Sloan Stetson
Ideas	
My Husband's Work Takes Us Everywhere	Velma Ford Morrison
Today's Mother Hubbard Has Lots and Lots of Cupboards	
More Storage Space Any Lady Can Make	





Homes and Maintenance

American Women Make Homes on the New Frontiers!	
The United States Navy—Homemakers	Lillian Porter Say
This Is the Story of Our "Colonial" Heritage and What We have Done With It!	
Priorities?	Miles L. Colean
Priorities—The Kettle Round-Up	


Mrs. JEAN AUSTIN, Editor

CHARLOTTE E. CONWAY, Associate Editor
 ANNABEL FISHER, Home Economist
 VIRGINIA FORSYTHE, Feature Editor
 Address decorating inquiries to MARY E. MONZE; entertaining to VIRGINIA FORSYTHE

MARION M. MAYER, Managing Editor
 E. L. D. SEYMOUR, Horticultural Editor
 W. M. MEHLHORN, Architectural Editor



Home of Mr. and Mrs. Henry F. Dumke, Cranford, N. J.
 Home of Mrs. C. V. Lisle, Clarinda, Iowa
 Home of Mrs. E. F. Smith, Abingdon, Pa.
 Back entrance of the Mrs. C. M. Walton home, White Bear Lake, St. Paul, Minn.
 Home of Mr. and Mrs. William Waisanen, Hinsdale, Ill.
 Home of Mr. and Mrs. Edw. M. Dotz, Harlowton, Montana
 Doorway of the home of Harold C. and J. Donald Kennedy, Stroudsburg, Pa.



* CHAMPION TOPSY TURVY *



COLLIE owned by TAZEWELL KENNELS
 (Dr. O. Prescott Bennett, Washington, Ill.)



Dr. O. Prescott Bennett, breeder of champions, advises:

"Make sure of your dog's food this easy way:
See and Sniff before you feed"

Is the food you buy for your dog inspected and passed by you? It should be. Then you know he's getting a wholesome, appetizing ration.

Give Pard your "see and sniff" test today. Tells you instantly why thousands give Pard to their pets every day!

For your dog's sake, just "see and sniff" Pard. You'll be amazed that a dog food can be so good—look and smell so tempting and fresh. Swift's nutritionists have made certain that Pard supplies what every normal dog needs—essential food elements, valuable minerals and vitamins.

FULL VITAMIN SUPPLY
 Pard, fed daily, provides a superabundance of all the known vitamins essential to robust, vigorous health. Vitamin B₂ (riboflavin) necessary for growth and healthy skin; nicotinic acid, specific in the prevention and cure of canine black tongue. Also, Vitamins A, B₁, D, E, K, Pantothenic acid.



PARD PROVED IN EXACTING BIOLOGICAL TESTS

At Swift's Kennels, 5 successive generations have tasted no other food than Pard—ever. And these same dogs have enjoyed complete freedom from all diet-caused ailments, splendid health and vigor.



SWIFT & COMPANY'S NUTRITIONALLY BALANCED DOG FOOD

Inspirational

Under the Stars We Advance	8
American Women Make Homes on the New Frontiers!	
Eileen Delmore Murphy, Margery Atwood Todahl	8
The Village That Wouldn't Be Drowned!	10
atches in Time—in These Needy Times!	12
The United States Navy—Homemakers	14
rain That Xmas Dog!	32
Family Tonic	36
ew Tax Law Interpreted!	70
ear American Home	72

Parties, Food & Housekeeping

Tiny-Tot Birthday Party	Wackerbarth-Graham	24
Oh, Dear, What Can the Matter Be?	Ruth E. Krug	25
ourteen Elbows Wouldn't Fit in Our Breakfast Nook	Margaret Winters Baatz	35
The College Crowd's in Town	Herman Smith	38
This Month It's Two \$1 Dinner Parties		40
Quickie" Recipe		42
Priorities—The Kettle Round-Up		60
Defense Unfair to Housewives?	Jean Cowles	65
Is the Party Season: 1. Happy Birthday! 2. Formal Family Dinner;		68
3. Ring in the New!		69
Gourmet's Menu		69
idge Dessert, Left-Over Recipes		70

The Tom Paisley home, Little Rock, Ark.




Home of Mr. and Mrs. T. C. Hamilton, Croton-on-Hudson, N. Y.



Christmas decoration in the home of Frank Bacon, East St. Louis, Ill.

Important! Letters requesting information should be accompanied by a stamped, addressed envelope. Manuscripts and illustrations will not be returned unless they are accompanied by the necessary postage. They will be handled with care, but we assume no responsibility for their safety.



Under the

IF YOU have visited a typical ma-
 "rooming house" in a defense bo-
 town, you know, as I do now, why
 many wives are making *their* sacri-
 for defense by leaving their cherished ho-
 to be with their husbands. The one I s-
 was an old frame store, recently partitio-
 off into a dozen little cells, each with a b-
 dingy bedding, a few nails for clothes—a
 nothing else. Many restaurants had spr-
 up, but all with the same menus, at big c-
 prices: meat, potatoes, pie; fried chick-
 pork chops, steak. So men who are build-
 our defense industries and camps are
 getting the strengthening, healthful diet t-
 should and could have if they lived w-
 their families. And, after long days in
 sun and dust or bent over drafting tab-
 what of their evenings? Instead of din-
 with the wife and kids, an hour or so
 reading or radio, and early to bed, they h-

Suburbia!

Cliff dwellers!



Philip Gendreau

From contrasting homes like these come families of our defense workers, adapting themselves cheerfully to preserve, on the new frontier, the true meaning of the word "home"

American women

the choice of a barren little room with
 bald electric light bulb or a gaudy "joi-
 where other, equally lonely, men gat-
 with their beer around a juke box.

A reassuring note is the way boom to-
 are mushrooming with trailer camps; h-
 every little shed is being turned into a ho-
 for some family. When we, fortunate-
 found a house here in New City and mo-
 in, I was dismayed to find a trailer ca-
 not a hundred yards away. I had visions
 our children being kept awake by blar-
 radios and noisy parties, of cars rush-
 past at all hours. Then came the first Sat-
 day night—a pay day; I expected the wo-
 Well, by 9:30 *every light in the camp,*
cept for those along pathways, was out.
This place was quieter than the little subur-
street where we used to live!

That camp is a symbol of a new kind
 "American home." Yet not so new, eit-
 for how different were the first homes
 the Pilgrims, the covered wagons and
 houses of our pioneer parents, from
 homes they had left behind. Yet the wor-
 went along—and wherever a woman g-
 with her husband, there is a home. Those
 our near-by camp have developed a co-
 munity spirit that I find most hearten-
 Early Monday morning finds them work-
 side by side, over wash tubs set under
 trees; dust cloths and brooms are used
 assiduously as anywhere; blankets are ai-
 as often, and sunned oftener. The trai-
 wives buy their supplies where I do,
 often dress more smartly than I when they

EILEEN DELMORE MURPHY
North Carolina

MARGERY ATWOOD TODAHL
Connecticut



Philip Gendreau

Roy Eubanks

Stars we Advance

marketing. Their radios are tuned to the same programs as ours. On Sundays, the clang from the crowded horseshoe courts is the pleasantest noise you can imagine. Those men are glad to go home when their work is over.

What should a woman take with her when she goes to make a home for her family in the wilderness of a boom town? If she can include furniture, let it be her best mattress, her husband's pet chair, a good lamp, and the radio. If she takes dishes, let them be the gayest of pottery or everyday ten-cent-store things; what they will need, with an extra tea cup or two for company. Curtains and tablecloths are not bulky but most effective in turning a house into a home. And let her take all the kitchen equipment she can. Some of these women have had to learn their grandmothers' kind of housekeeping, but that's not so difficult. As a bride, after struggling with wood stoves, I went to a library, read some practical books written before my time," and learned how to lay a good fire, control drafts, bake

"Home" as they found it in North Carolina



Vincent J. Bristol

make Homes on the new Frontiers!

In Connecticut Mrs. Todahl preferred a chicken coop to a drab home

in a real range. Brought up with electric refrigerators, I have now learned how to make the best use of an old fashioned ice-box; how to bake and boil on a kerosene stove; how to care for oil lamps. If I were easily ill or if my children were extremely delicate, I might not follow my husband. But, otherwise, I say: Go with him. He needs you and America needs him at his best—at home.

[Perhaps even Mrs. Murphy's encouraging suggestions about "frontier home" living leave you incredulous about the practicability of shack and trailer homes. Here, in brief outline, is Mrs. Todahl's story of how her family summered in a makeshift residence in preference to crowding into a city apartment—and loved it.—Editors.]

THE reason for our summer in the Doll House was, remotely, Herr Hitler; more immediately, the concentration of defense workers in industrial Connecticut and a highly bullish market for houses. When we rented our furnished house for the summer, I gladly accepted a neighbor's offer of his chicken coop—a 12' x 18' main building with a lean-to annex the same size. I admit the idea did not win immediate approval; an interlude of family debate preceded our final decision. But two weeks later we moved in, with a minimum of our "best pieces," most of them antiques; some rugs, lamps, books, and decorative knickknacks, and the oil paintings which, as the work of my late husband, are an integral part of our household. The owner provided built-in book



Bustling with feverish speed, Bridgeport, Conn., is a typical nerve center of industrial activity, as well as a typical overcrowded defense area

Courtesy, Bridgeport Times Star



shelves, cabinets, dishes, etc for our further convenience. The main chicken house (or living room) is as much admired as the model house display in Bridgeport's best store. Open to the rafters and with minuscule windows at the gable ends, it has an effect of spaciousness and charm which is enhanced by carefully chosen couch covers, bits of Bohemian glass and pewter, a Navajo rug, window curtains of green and one of printed linen be-



The bright new school in New City's defense area

In New City, N. C., size of home doesn't matter; good meals, good schools do



Photographs, Roy Eubanks

tween the rooms. In the so-called annex or "utility room," compactness and order are the chief considerations, since all food preparation and disposal, bathing, and laundry are done there. It contains two tables, one holding our water bucket and an electric grill; three roomy cabinets, one of which opens like a desk; a wardrobe; a small refrigerator; some odd chairs and an old-fashioned bowl and pitcher for toilet purposes. (The necessary concomitant is supplied by free access to an honest-to-goodness bathroom on the first-floor of the owner's dwelling fifty feet away.)

We retained the owner's simple solution of the water problem—one hundred-foot length of hose that reaches our front door, with a wooden cradle to support the nozzle. Though innocent of insulation, our little house cools off quickly after sun-down and, perhaps because of the double floors, is never damp. Roofed with asbestos shingles, it has red-cedar walls (those of the lean-to are of tar paper), green door and trim and white window and screen frames; a schooner weather vane surmounts it. But quaint and appealing as the Doll House is, it would lose much anywhere but in its beautiful, isolated, garden-spot setting overlooking the salt marshes between the Housatonic River and Long Island Sound, where visiting birds are legion. Yes, being "cooped up" has its rewards. The drawbacks fade when you are close to the earth.

Another view shown on cover



Photographs, Vincent J. Bristol



This is the home Mrs. Todahl and her daughter made out of a chicken coop. They agreed that the necessary tax on their imagination was far more stimulating than would have been their alternative living quarters.

Mother and daughter merge ingenuity and good taste


Theodore C. Ellis

The Village that



It began with the flood control dam at Franklin Falls

HOW much does your home community mean to you? . . . That was the question before the 350 citizens of Hill, New Hampshire, when, two years ago, they learned that a huge flood control dam was to be built that would raise the level of the near-by river and completely submerge their village. They would be paid by the Federal Government for property, improvements, and public utilities taken under condemnation proceedings. But—should they disperse and find homes elsewhere or, as suggested by Chairman J. M. Lanley and Director Frederick P. Clark of the State Planning and Development Commission, stick together, find and obtain a new site higher up the valley side, and build a New Village of Hill above the drowned ruins of its prototype? After long and careful discussion they decided unanimously on the latter course, and accepted the Planning Commission's offer.



of aid and advice in locating, laying out and making the new community according to approved principles of town planning. To supplement the established town government, the people formed a Village Improvement Association as a non-profit corporation to handle various business details.

The plans were worked out; a site was purchased; the town bought from the Association the land needed for streets, parks, a school and adjoining playground, a town hall and other public needs; and the rest was laid out for sale to citizens. By last fall, a compact business district was well along, half the original families were installed in attractive, reasonably priced homes, and more dwellings were rapidly going up along the pleasantly winding streets. (Incidentally, it seems certain that the population will be increased by people attracted from other places.) A fine school and town hall were ready for use—the latter housing, besides all the village departments, a library and complete facilities for all kinds of meetings and entertainments. Assured of these fine quarters, the local Grange contributed to the cost of the hall the building fund it had been collecting for years. Besides all these developments, a handsome community church will soon flank the hall opposite the school, to be used, it is expected, by a united congregation instead of the former groups whose part-time ministers preached in two separate churches.


Since the village was deliberately located and planned so that it lies entirely off the new main highway (State Route 3A), there is no occasion for school children or shoppers to cross heavy traffic. The street layout while providing greater convenience and more attractive sites for more homes, totals nearly half a mile less than that in the old village, thus reducing the cost of water mains and other utilities as well as their upkeep. There is the well-located, sheltered playground and available space for future recreation fields. There are variety and interest in the street plan, and trees, both those saved in the clearing and others recently planted, will soon lessen any regrets for the loss of the one, straight, tree-bordered main street of old Hill. But, most significant and worth while of all, there has been an amazing growth and crystallization of civic pride and united community spirit. The crisis through which they passed has pulled the people together as they never had been, weeded out "deadwood" that would never have contributed anything, and created a closely-welded, forward-looking community which, like its new, planned village, promises to set a noteworthy example for all America and all Americans.



Street scenes, old (above) and new



The New Village of Hill and its citizens are proud of what is being done and invite visitors to New England to study their really planned community in central New Hampshire



The new school (left) is larger, better

Wouldn't be Drowned!



They planned for children, too



One winter day Hill officially moved up to the new town hall

Photographs by Harold Orne and Theodore C. Ellis from New Hampshire State Planning and Development Commission



Photographs by Arni

Stitches in time



ANOTHER KIND OF "ASSEMBLY LINE" TURNS OUT CHILDREN'S GARMENTS



EVERYONE CAN help—most people ARE helping. And it need not be under the banner of a big organization, or in a uniform, or with a title. Witness a little group of unknown women in New York City who got together informally about a year ago and who have been going hard and fast as anything ever since.

It happened this way. Miss Alwena Evans suddenly became aware of the great need for warm clothing by children in Wales, whether native or evacuated from bombed areas in Great Britain. Something had to be done about it. Herself of Welsh descent, and closely in touch with other families in New York likewise of Welsh descent, she started a little club and called it "Handknits for the Children in Wales." Originally there were about a dozen club members, all of them young girls earning their livings by holding down jobs as typists, secretaries, clerks. Limited time to work for any cause, limited funds, limited skill, but unlimited enthusiasm. These young people in this country decided it was their job to help young people and little children who live across the water.

As a matter of fact, few of these first members knew how to sew or knit or crochet. But they were willing to learn, and to give of their free time, little though it might be. So one of their first steps was to find an instructor, and Miss Elizabeth Mathieson was only too glad to give them the benefit of her experience. Then they started.

Once a week they met, and still are meeting, at the home of one of the members. A different member is hostess each time, simple refreshments are served, and a great deal of work is done. It's fun, too, under these friendly conditions, and with a common purpose. They decided upon the garments needed—worn sweaters, caps, mittens, scarfs, socks, baby jackets, bonnets, booties, afghans, blankets from knitting and crocheting section; underwear, boys' shorts, girls' skirts, from sewing section, to be shipped through

British War Relief Society, distributed by Women's Voluntary Services. Miss Mathieson outlined directions for the making of the various garments, gave instructions as to how it should be done. Materials were donated, upon request, and when these gave out, more were obtained by many voluntary contributions. They all determined to be careful about accurate sizes, pleasant colors and color combinations in general, good looking clothes that would serve the cause of good morale as well as that of good health. With this premise they started work.

Word of the activities of this tiny group got around. Before many months, forty-one branches of "Handknits for the Children in Wales" had sprung up in various parts of the country, in towns like Kansas City, Missouri; Easton and Bangor in Pennsylvania; Cleveland, in Ohio; and many others. About three months ago, the little founder club in New York announced that it had just shipped its thousandth garment! What a record for these groups!

To celebrate, they staged a fashion show in the Parish House of a near-by church. The models were the children and neighbors of club members, children of Welsh, English, Scotch and Irish descent, whose parents had every reason to appreciate and understand



~in these needy times

AMERICAN, BRITISH, AND WELSH WOMEN ARE CO-OPERATING TO MAKE, SHIP, AND DISTRIBUTE WARM CLOTHING FOR REFUGEE CHILDREN NOW LIVING IN WALES

the needs of those less fortunate youngsters from war devastated areas across the water, but at the same time so different, because they live in these United States of America. They took their jobs as models pretty seriously, as if truly they were aware of the cause they were serving. They tried on the sweaters and caps, and nice cosy dressing gowns, and paraded across the stage of the auditorium to do their part in these needy times. Note the rapt expressions on the faces of the children waiting their turn in the fashion parade, even though at their ages they could not possibly appreciate the part they were playing. Note the intense pose of the little girl in the role of the Statue of Liberty in the patriotic pageant that closed this amazing fashion show. Little does she realize!

To our minds the efforts and activities of this little group are all the more laudable because in all probability few people know about them, and therefore their reward is reaped in terms of personal satisfaction, not public acclaim—which somehow is fitting.

There is something more to it than this. These young women have undertaken something which will be of value all their lives. It has been said many times over by those who take the long view, and who are seeing beyond the present emergency, that in these United States of America we face today a new way of life. It is a way of life in which we shall have to be useful, both to ourselves and to the community, if we are to gain any real satisfaction. After this endeavor, these girls will know how to use their hands, to sew and knit and crochet for their own families and homes. But even more important, they will have learned what it means to subordinate their own individual interests in favor of the interests of the community as a whole. And after all, isn't that what every one of us means by the democratic way of life?




Young participants wind up the show with a stirring patriotic pageant

Fortunate youngsters "over here" show how those stitches will fit "over there"



IRTUALLY every citizen of America today is aware of the magnitude of the job of harnessing the nation for defense. Among other things, he has seen great shipyards spring up along the coasts wherein is being built the great two-ocean Navy of these United States, the mightiest array of fighting craft in the world. Not the least of the problems faced by the Navy when it set forth on the tremendous job of quickly multiplying the nation's seapower was that of housing the married and enlisted personnel and civilian employees inevitably concentrated at base ports and shore stations. So it turned house builder, as well as


ship builder, as a part of its Defense program, spending about \$61,000,000 on the task. Since April, 1940, it has completed approximately 17,500 so-called "low-cost housing units." The basic idea was *not* just to put up makeshift, passable places in which to house their people for the Emergency, but to build *homes* for American citizens who love beauty and convenience, homes that would be attractive, structurally sound, and would require a minimum of maintenance. If this personalized "Uncle Sam" had not acted, these people would have been in dire straits for living quarters in jammed base and shore-station cities. Sufficient houses at any price were unavailable and for those employees of the Navy whose pocket books are limited, decent houses would have been impossible. Roughly, the base pay of enlisted personnel who would be applicants for these homes ranges from \$45 to \$125 a month, plus quarters allowance, which brings it



San Diego, Cal.

Sergeant Neil and son Mike at home!

A silver cup to the first born "native son" of Benmoreell. Michael Lovejoy gets it, with the respects of Rear Admiral Ben Moreell, from the now Vice Admiral Taussig. That's a story for grandfather!



giving them "homes"? Let Mrs. Katherine Mills answer that question. Her husband is a water tender, first class. Their circumstances and station are typical of enlisted families whose men are the backbone of the fleet. They live at Benmoreell, at Norfolk, Virginia, where the Navy's first low-cost housing units were built and proven feasible. This is her feeling.

The UNITED STATES NAVY

LILLIAN PORTER SAY

to around \$80 to \$160. Not much margin!
 For these houses the Navy is building, Third Class Petty Officers and below pay \$11, \$13, or \$15 for a one, two or three-bedroom house, respectively. Second Class Petty Officers and above, pay \$21, \$23.50, or \$26. Civilian employees, whose rate of pay is higher, pay \$25, \$30, or \$35, exclusive of utilities.
 Do the wives of these bosun's mates, chief water tenders, firemen and so on feel that the Navy has succeeded in



Norfolk, Va.

Official U. S. Navy photographs



Katherine Mills and son Jimmy wait at home for "daddy's" ship to come in



New London, Conn.



Great Lakes

Forster Studio



"You can't know what this home means to us unless you could see some of the places we had to live after the Defense program started," she explained. "I was trying to resign myself to living in places where I had to share an inconvenient cubby-hole kitchen with two other families and sleep in a stuffy bedroom that had barely enough room for Jimmy's crib. . . . Then we came to Benmoreell and now we really have a *home*, with conveniences and privacy and all the things a woman wants!"

Then she took me from room to room, pointing out the features that make her particularly happy: spacious, airy rooms, adequate closet space, light plugs in every conceivable place a woman might want them, enamelled sink with double drain board, kitchen shelves and cabinets and a six-foot mechanical refrigerator, its enamel matching that of the gas range.

She showed me the neat, well-kept backyard with clothes drying in the bright sunshine, and the children, playing in the play lots constructed for them. The Navy builds for its youngsters, too . . . youngsters who may one day be the men who man the fleet, and the women who wait for their men to come home from the sea. That's home building by the Navy.

A great impersonal organization, the Navy? Not to the thousands of Mrs. Mills living in the new low-cost houses. Go to whichever Navy housing project you choose . . . on the Atlantic coast, the Gulf, the Pacific, or far flung island posts and you'll find the folk living there a happy lot, with their own places to live in—Americans with pride in their homes!

Official U. S. Navy photographs

HOMEMAKERS



Jacksonville, Fla.

San Diego, Cal.



Kittery, Me.


Twin reasons for happy Navy homes. Geraldine and Darlene Borth's dad is a gunnery sergeant, now stationed at Pearl Harbor, Hawaii



Richard Garrison photograph shown in color on the cover



Colonial yesterday—



This is the story of our

We call 'em "Colonial" homes but we mean new Colonials, not the original, constricted, small-windowed types from which our ancestors fought off Indians, shut themselves away from night air. America has taken its fine heritage of Colonial design, shaped it to fit today's living

CALL them "Colonial" or call them "Contemporary," or call them both if you're one who must give things a tag, but three quarters of the fresh-faced new homes you see in every

suburb and town across the country are a happy blend of *both* old and new in their design. In form, feature, and flavor they owe a bow of acknowledgment to the early houses of Colonial America but in essence they are anno Domini, 1942, with wifing ways all their own. The delightful four-room home of Mr. and Mrs. Joseph Trachtman at Ridgefield, Conn., on this page is a good instance—you'd call it Colonial without batting an eye, but no original Colonial home had *its* central heating plumbing, cross-ventilated rooms, insulated roof, wide, view-catching windows, electric luxury, open, practically-planned interior, outdoor living facilities. These are twentieth-century additions.

Just glance now at the house shown in the bottom, right-hand corner of the facing page—that's an *actual* Colonial house, the Jethro Coffin homestead built on Nantucket Island in 1686; its gabled form is still copied in new homes but its few, mean, diamond-paned windows would never give you the air and light you want—and the living arrangements its uncomfortable interior affords would send you screaming outdoors. No living in the 17th century and living today are two, very different matters and the same house doesn't fit them both. That's why we often have to



Colonial today—



17th century Colonial, dark, dim, musty



Cynthia Wiley, landscape architect




Home of Mr. and Mrs. Joseph Trachtman; George Kosmak, architect

laugh up our sleeve at those purists who break their necks to do only "authentic" Colonial design. You can be sure the original Colonial builders were no such copy cats; they built what *they* needed and wanted with the materials and methods at hand. They achieved handsome, honest results and, logically enough, their principle still works—the best of today's "Colonial" houses are those designed for present needs with big windows, functional planning, modern equipment, easy indoor-outdoor relation—homes obligated to original Colonial design only for general inspiration.

The Trachtman home consists of a generous rectangular living room giving onto a pleasant arched porch, a combination kitchen-dining room with a broad picture window for table and chairs, a heater room between living room and kitchen, and a bedroom, bath, and small bunk room. There's provision for a future bedroom between house and garage, too. The house has no cellar, it's of frame construction with white shingled walls and cedar shingled roof. In its snug, one-story size it resembles the early Cape Cod house and its arched porch and details could be traced to New England Colonial forebears but as a *whole* it's truly a contemporary home, smaller but sounder in scheme, simpler but brighter in appearance than many "authentic" Colonial houses.

"Colonial" heritage and what we have done with it!



Philip Gendreau

Here's an original Colonial house, over 250 years old, but you'll find the Trachtmans' new "Colonial" more eye-taking and livable. The arched doorway in Dobbin's old-time shed still furnishes inspiration for new porches and entrances



Some trekked to the Midwest



Home of Mr. and Mrs. Felix D. Simon, Highland Park, Illinois; James Eppenstein, architect

After the early American colonies developed and their original precarious hold on the Eastern seaboard was secure, settlers began to push into the Middle West. Coming from New England, the South, and Middle Atlantic sections, they brought a variety of home-building ideas with them. In time, a number of fine homes went up, modeled after types the settlers had left behind. But, built for an agricultural, not a town life most of the early homes were very rustic farm-house types, workaday schemes for hard-pressed folk with little time for fancy fixings.

Today, the farmhouse tradition bobs up again in the Midwest, but new ideas have revamped it. Mr. and Mrs. Felix D. Simon's home in Highland Park, Illinois, has much of the aspect of the earlier houses—plain, clapboard walls, the simplest kind of gabled roofs broken by only two dormers, minimum trim for doors, windows, cornices, a general sparse almost stark air, a type of home whose good proportions and dignified air wear well with time, unstaled by cloying ornament and froufrou. But it's essentially very different from the old farmhouse; a garage is conveniently built in as part of the front, it's all on one floor except for a maid's room and bath handily located over the kitchen, there's a bath for every bedroom, wide windows for ample sunlight and ventilation on two sides of every main room, and furnishings which rate 100% for comfort and usefulness—upholstered chairs and sofa which have it all over the unconscionably hard seats which typify the "authentic" Colonial pieces



Frank Willming photographs



DINNER PARTIES are off to a smooth bright start when the first course is Campbell's Cream of Mushroom.



FAMILY MEALS get a "lift" when Campbell's Cream of Mushroom is included. It's a regular standby now.

AMERICA MAKES THIS PARTY SOUP...A SOUP FOR EVERY DAY...

Here's a soup that came to stay—Campbell's Cream of Mushroom! Folks find it so creamy-smooth, so appetizing, and so delightfully out-of-the-ordinary, they take to it at once... "What a grand party soup!" they're quick to say. They enjoy its flavor so much—find it so tempting and delicious, that before long they're having it regularly!

A few years ago most people were unfamiliar with cream of mushroom soup. That was

natural, for it was seldom if ever served at home; it was a specialty of smart restaurants and clubs. Then came Campbell's Cream of Mushroom! And here and there a hostess, anxious to surprise her guests with something new and unusual, served it at a party.

"Why, it's delicious!" said people at once. It is! Campbell's make it of extra-thick cream and fresh, young hothouse mushrooms, and point it up with gentle seasonings. There's rare

mushroom flavor in every luxurious spoonful and tender slices of mushroom all through. No wonder so many guests exclaimed "We're going to have this, soon, at our house!"

Today, on kitchen shelves everywhere, you will find Campbell's Cream of Mushroom. As friend tells friend about it, as families ask to have it more and more, it becomes ever more popular. Try it—the party soup America now enjoys as a soup for every day!

Campbell's CREAM OF MUSHROOM



Now, folks, I want
You all to meet—
A soup I'm sure
You'll call a treat!

21 KINDS TO CHOOSE FROM—Tempting, nourishing soups sure to please family or guests.

- | | | | |
|-------------------|--------------------|---------------------|-------------------------|
| Asparagus | Chicken | Consommé Printanier | Potato, Cream of (New!) |
| Bean with bacon | Chicken Gumbo | Mock Turtle | Scotch Broth |
| Beef | Chicken Noodle | Mushroom, Cream of | Tomato |
| Black Bean (New!) | Clam Chowder | Ox Tail | Vegetable |
| Bouillon | Consommé | Pea | Vegetarian Vegetable |
| Celery | Consommé Madrilène | Pepper Pot | Vegetable-Beef |





Now next to last we come to the far West and show two California homes which have their roots in early New England. We could show dozens of excellent new "California Colonials" if we had space, because this state has done more than any other in redeveloping the Colonial house in terms of present-day living. With a continent between the original Eastern seacoast colonies and itself, California has been able to study Colonial styles objectively and with less inhibiting veneration. So they've borrowed entrance and window motifs, dormer ideas, porches, chimney designs, every kind of Eastern Colonial house detail and form, and reshaped them, reshuffled them engagingly to their own needs and tastes. They've drawn on all the early Colonial styles, Cape Cod and block-house New England types (barn reds and all) New York and New Jersey Dutch Colonials, Pennsylvania stone farmhouses, brick Williamsburg types, Southern Colonials, and have introduced all kinds of new tricks and features—new color schemes, plant shelves, personable fireplaces, board and panel interiors, staircases, new trellis, fence, happy ways of allying house and garden more closely,

From **MARTHA B. DARBYSHIRE**
Maynard L. Parker photographs



No innocuous posy snipping in a secluded garden for today's gardener. Low, flowering ground cover right at the sidewalk of Mr. and Mrs. Herbert G. Brenn's San Marino, Cal., home



George Wiseman, decorator



Gayer and bolder and brighter than its original Cape Cod antecedents is Mr. and Mrs. R. J. Allen's Palo Alto, Cal., home. Fine color and planting did the trick

*New England
Colonial
PORCH*

*Williamsburg
CHIMNEY*



well as all sorts of new indoor and outdoor living arrangements. The pictures across the top of these two pages show the home of Mr. and Mrs. Herbert G. Brenn in Marino, California, and those across the bottom are of Mr. and Mrs. R. J. Allen's home near Palo Alto. They're two top-notch instances of California's ability to capture and recreate the feel and flavor of early Colonial houses without going dull, lifeless, and text-bookish about it. First of all, they're fashioned for comfortable, 1942 living with a practical plan, structure, fittings. Next, they've made use of pleasing color, off-the-run-of-the-mill planting,


and carefully studied windows, doorways, chimneys, trim. Each shows the kind of hawk-eye attention to detail which every first-rate home requires. Finally, they've achieved the sparkle of really individual small homes with distinctive personality and variety. No one could tag them as "authentic" copies of 1776 models because they show too much life for that; they've had their own way with wide, near-to-the-floor, air-admitting windows, they've added porches and open terraces, generously tacked on a garage or a big, oversize chimney of varied style—in short, they've

devised their own patterns. And that's just about the approach the original, Colonial house builders would have used so it's probably the reason why these homes catch a similar spirit. It is just the opposite spirit from those carbon-copy homes with the museum chill about them, the kind with the sanctimonious and servile air that stress only, "this doorway is an exact copy of an old Concord one" or "this beam was brought from an 18th century Virginia ruin;" in such homes the whole, essential life of the house is sacrificed to a worship of relics or imitation of old methods.

The entrance door of the Brenn house leads from its New England Colonial front porch to a center entrance hall; the dining room is at the left, a square, bay-windowed library is at the back, and kitchen, breakfast room, and service porch are in the rear left corner. The living room occupies the whole one-story side wing with the brick Williamsburg-type chimney and has a wide, covered porch behind it. Two bedrooms and a bath take up the second floor and there's a basement below stairs with additional space.

Although Mr. and Mrs. Allen's home looks only one story high from the front, it has two full stories. The plan is exceptionally convenient for the owners, who share it with Mr. Allen's parents, because it gives privacy and independence; each couple has sitting room and bedroom quarters on their own floor.

by ROGER STURTEVANT



Cape Cod

A fear of night air made Colonials shut themselves in tight. But today we crave fresh air and have put in wide windows

Middle South

A demure stroll was all the 18th century garden afforded a young miss. Today's gardens are recreation areas for young and old



Home of Mr. and Mrs. Charles P. Carmichael; Carl M. Linder, architect

Mulling it over, it does seem odd that we've gone back to Colonial days for our new house ideas since we are the nation which has done most to develop the automobile, radio, airplane, and new building equipment which have largely transformed our way of life and created today's rip-roaring pace. But our widespread Colonial house vogue is comparatively new and comes after recent dallying with French, English, Spanish, and other house styles. We'd like to think that in going back to Colonial times for inspiration we're getting back to solid Early American ideals, seeking simplicity and relief from ostentation, frills and furbelows which are of little real use or purpose.

It isn't only New England that is turning to early Colonial themes. It's happening all over the country and down in Virginia we find perky new brick homes which derive from the first fine ones in the state. When Mr. and Mrs. Charles P. Carmichael decided to build their new home, they took themselves frequently to near-by Williamsburg to look over the chimneys, windows, dormers, doors, and other details on the copies of 18th Century houses there. Their trips had a happy influence because the delightful red-brick home now sitting so serenely at the bend of a suburban Richmond, Va., road is one of the nicest small Williamsburg houses imaginable. It's built of old red brick, and materials, too, giving it an especially rich and ripened effect. It has the tall first-story windows (with smallish panes and no shutters), five high,

skinny, front dormers of proper pedigree, an exceptionally well-wrought pair of chimneys, a neat and narrow front door with a high, stooped entrance, a carefully-detailed cornice. In fact, in its off-the-ground effect of high basement windows and its steep, sharply-pitched roof and tall chimneys, it has the whole flavor and feel of the Virginia house of Colonial times, a type which the comparatively recent rebuilding of Williamsburg, Va., has brought into considerable popular favor.

A first trip inside this house is surprising and eye opening to many persons. Seeing a front of one full story and a sloping roof, a front which looks like a small cottage, they are usually amazed to find so much space tucked away in-



F. M. Demarest

side. The Carmichaels' home includes an exceptional amount of room—four good-size bedrooms, three baths, separate, generously-spaced living and dining rooms, a full-size kitchen, wide front hall and fully excavated basement below.

The garden, Mrs. Carmichael's particular pride and joy, is at the back. She planned considerable open space for lawn and surrounded it on three sides with old-fashioned flowers. There are garden chairs to make it livable and a wonderful playhouse for the young lady of the family. It looked delightful, indeed, with its red roses in full bloom when some of THE AMERICAN HOME editors visited it last May. Like the house itself, it represents a happy combination of old-time charm and practical, present-day livability.



“What a wonderful polish Bon Ami does give!”

YOU'LL like the quick way Bon Ami makes your sink and bathtub *shine with cleanliness.*

You'll be so glad to find it saves you rubbing and scrubbing... actually *polishes as it cleans!*

And remember, too, Bon Ami is just as *safe* as it is quick and thorough! It's free from coarse grit and strong caustics! That's why it doesn't scratch and dull porcelain...why it doesn't roughen and redden hands. Start now to use Bon Ami for *all* your cleaning. See how quick, easy, and pleasant it is to use.



Bon Ami

makes cleaning quick, easy



WHO'S TELLING WHO?

WE'RE NOT TELLING YOU!



We're not asking you to take *our* word that Modess is softer. We want you to listen, instead, to what thousands of women like yourself *told us!*

10,000 WOMEN ARE TELLING YOU!*



More than 10,000 women all over the country were asked to feel two napkins and choose the softer. One was Modess—the other was the napkin they'd been buying. 3 out of every 4 voted *Modess softer*—softer than the napkin they had been buying.

SO SIT UP AND TAKE NOTICE!



If you, too, are using another napkin, this verdict ought to *startle* you into trying Modess. Take a tip from these women. Get Modess next time you buy napkins. See for *yourself* if you've been missing out on *extra comfort*.

AND IF YOU DON'T AGREE—



with millions of Modess fans that Modess is softer, more comfortable than any napkin you've ever used, just return the package insert slip to the Personal Products Corporation, Milltown, N. J., together with a letter stating your objections. We'll gladly refund your full purchase price.

* Let us send you the full details of this amazing Softness Test. Write the Personal Products Corp., Milltown, N. J.

3 out of every 4 voted

Modess softer

THAN THE NAPKIN THEY'D BEEN BUYING

Pronounce Modess to rhyme with "Oh Yes"



A TINY TOT Birthday Party

WACKERBARTH-GRAHAM

Balloons—a bright temptation



WHEN you're still in the first grade, small-size table and chairs have an extra fascination, especially when found at home instead of at school. That's why we borrowed a low table and chairs from the children's library when we gave a birthday party for our small one. The children arrived at exactly three o'clock and first looked over, sat in, and moved the chairs, even the shyest having fun. Then, when I brought out crayons, paper, scissors, paste, and magazines, it was proved once more that most children love to be artists.

At 4:30, to fit in with early bedtime schedules, the table was cleared of all toys and drawing materials, and a bright paper tablecloth transformed it into a festive board. When the children came trooping in with stiff paper crowns they squealed with delight at the sight of so many balloons outside of a circus. The "centerpiece" suspended from the chandelier to be safely out of reach. After they'd eaten a healthy but tempting supper of baked potatoes, peas, fruit salad, and birthday cake and ice cream, each child was given a balloon. They all wanted the red balloon with a Mickey Mouse face painted on it, but all went well.





"Oh, dear, what can the matter be?"

Modern electric appliances can do everything but think. That, Madame Housewife, is strictly up to you. Here's how!

RUTH E. KRUG


F. M. Demarest

Do you keep your mixer on the cabinet for convenient use at all times?

Do you handle the beaters properly, by the stem, so as not to bend them?



Don't put the motor in water! Wipe it with a damp cloth



● care of electric mixer


Oil the motor at least once each month. Follow manufacturer's instructions carefully. Allow the motor to cool a short while if it starts to heat. Take hold of stem when removing beaters from mixer to prevent bending, do likewise when putting them in. Wash them thoroughly in hot soapy water and rinse well after each use.

● care of electric percolator

Don't immerse in water as this will ruin the electrical unit. Don't forget to take valve apart if it is that kind. Don't ever let it boil dry. Wipe the outside surface with a damp cloth and polish with a dry towel. Don't neglect your electrical servants!!

Do you do right by your percolator?

Wash it correctly, with proper regard for electrical unit?



Keep cords in repair—frayed ends are dangerous



Additional instructions on reverse side of each card

Bill leaves for work in ten minutes and the coffee hasn't started to brew." Mary excitedly checks over the situation.

"Yes, it's plugged in, and there's water in it. What can the matter be? I'll just take this back and tell that clerk what I think."

So after Mary gets Bill off to work, grumpy without his coffee, she dresses herself and steams into town with her coffee pot tucked under her arm. She was very indignant when the clerk asked her how she cleaned her percolator. A reflection on her dish washing, huh?

"Why—I washed it thoroughly in hot soapy water and rinsed it several times. I know it was clean."

"You didn't immerse it in water though—did you?"

"Why of course, I told you I washed it thoroughly."

"But my dear lady, that's the whole trouble. I'm not surprised your husband had to leave without his coffee this morning."

Whether you are a bride or an experienced housekeeper, you are doubtlessly faced every day with the task of keeping your many electrical home appliances in good order and looking shiny, as you want them to.

HOW TO GIVE YOUR CHILDREN **EXTRA IRON** THREE DELICIOUS WAYS



OH, BOY! MOLASSES GINGERBREAD! BAKED WITH REAL MOLASSES!



MOLASSES MILK SHAKE—A BIG HIT WITH CHILDREN. JUST MIX ONE OR MORE TABLESPOONS BRER RABBIT MOLASSES WITH A GLASS OF MILK



U-M-M-M! MOLASSES COOKIES! I CAN HAVE ALL I WANT BECAUSE MOM SAYS THEY GIVE ME EXTRA IRON

● BRER RABBIT New Orleans Molasses gives children extra iron the way they love to get it—in appetizing foods.

Scientific tests prove Brer Rabbit Molasses is second only to beef liver as a rich food source of available iron. 3 tablespoons of Brer Rabbit will supply about one-third of a child's minimum daily iron requirements.

Brer Rabbit Molasses comes in two flavors—Green Label, a dark, full-flavored molasses; Gold Label, a light, mild-flavored molasses.



FREE Cook Book with over 100 ways to use molasses. Also pamphlet on children's iron needs.

Penick & Ford, Ltd., Inc., New Orleans, La., Dept. AF01-2

Please send me free copies of Brer Rabbit's "Modern Recipes for Modern Living" and "Something Every Mother Should Know."

Name _____
 Street _____
 City _____ State _____



Balance DOES IT!

Pacific Balanced Sheets, described on the opposite page, may be purchased at these and other fine stores:

Allentown, Pa.	THE COTTON SHOP
Asheville, N. C.	BON MARCHE, INC.
Ashland, Ky.	THE PARSONS FAULKNER CO.
Baltimore, Md.	HUTZLER'S Downstairs
Baton Rouge, La.	GOUDCHAUX'S
Boise, Idaho	FALK'S DEPT. STORE
Boston, Mass.	R. H. WHITE CO.
Bridgeport, Conn.	THE D. M. READ CO.
Buffalo, N. Y.	HENS & KELLY INC.
Burlington, Iowa	J. S. SCHRAMM CO.
Cedar Rapids, Iowa	THE KILLIAN COMPANY
Chattanooga, Tenn.	MILLER BROS. CO.
Cleveland, Ohio	HIGBEE'S Basement Store
Columbus, Ohio	F. & R. LAZARUS & CO.
Corinth, Miss.	ABE RUBEL & CO.
Dayton, Ohio	THE RIKE-KUMLER CO.
Detroit, Mich.	THE J. L. HUDSON COMPANY
El Paso, Tex.	THE WHITE HOUSE
Green Bay, Sheboygan;	
Sturgeon Bay, Wis.	H. C. PRANGE CO.
Greenville, Miss.	NELMS & BLUM
Greenville, S. C.	MEYERS-ARNOLD
Harrisburg, Pa.	BOWMAN & CO.
Hartford, Conn.	BROWN-THOMSON INC.
Indianapolis, Ind.	L. S. AYRES & CO.
Jamestown, N. Y.	BIGELOW'S
Lancaster, Ohio	THE CHAS. P. WISEMAN CO.
Lewiston, Idaho	BRATTON'S
Lexington, Ky.	LEEPEY-HEAD HOUSE
Lincoln, Neb.	GOLD & CO., Basement
Little Rock, Ark.	M. M. COHN CO.
Los Angeles, Cal.	BULLOCK'S DOWN-TOWN
Madison, Wis.	THE KESSENICH CORP.
Memphis, Tenn.	J. GOLDSMITH & SONS CO.
Milwaukee, Wis.	SCHUSTER'S
Minneapolis, Minn.	THE DAYTON CO.
Mobile, Ala.	L. HAMMEL DRY GOODS CO.
Newark, N. J.	HAHNE & CO.
New Castle, Pa.	STROUSS-HIRSHBERG CO.
New York, N. Y.	STERN BROS.
Norfolk, Neb.	A. T. HUTCHINSON CO.
Omaha, Neb.	THOS. KILPATRICK & CO.
Peoria, Ill.	BLOCK AND KUHLE
Philadelphia, Pa.	STRAWBRIDGE & CLOTHIER
Pittsburgh, Pa.	JOS. HORNE CO., Downstairs
Portland, Maine	SENER-RANDALL CO.
Portsmouth, Va.	C. S. WEISS & SONS
Providence, R. I.	THE OUTLET CO.
Richmond, Va.	THALHIMER BROS.
Rochester, N. Y.	McCURDY'S Basement Store
Rockford, Ill.	HESS BROS.
St. Louis, Mo.	STIX, BAER & FULLER, Downstairs Store
San Francisco, Cal.	THE EMPORIUM
Seranton, Pa.	CLELAND-SIMPSON CO.
Sheridan, Wyo.	STEVENS, FRYBERGER & CO.
Spartanburg, S. C.	THE AUG. W. SMITH CO.
Spokane, Wash.	THE CRESCENT
Springfield, Mass.	FORBES & WALLACE, INC.
Syracuse, N. Y.	CHAPPELL'S
Toledo, Ohio	THE LAMSON BROS. CO.
Washington, D. C.	S. KANN SONS CO.
Waterbury, Conn.	HOWLAND-HUGHES CO.
Wichita, Kan.	RORABAUGH-BUCK
Wilkes-Barre, Pa.	FOWLER, DICK & WALKER - The Boston Store
Wisconsin Rapids, Wis.	JOHNSON & HILL CO.
Worcester, Mass.	C. T. SHERER CO., INC.
Youngstown, Ohio	STROUSS-HIRSHBERG CO.

If you do not find a convenient store listed here, write to Pacific Mills, 214 Church Street, New York, for the name of the nearest one.

PACIFIC
Balanced
SHEETS

You never miss the water 'til the pot burns dry!

Today, with most of the materials which go into their production on the priority list, they are even more valuable and you should do everything to prolong their life. We don't mean you shouldn't use them—on the contrary—you have them—why not? But we want you to give them excellent treatment. Knowing how to care for your various electrical household aids will save you the expense

Avoid quick changes of temperature



• care of enamel cookers

WHEN cooking in deep-well enamel cookers, turn switch to low as soon as food comes to boiling point. To prevent crazing, never immerse the hot cooker in cold water or set on extremely cold surface.

When meat has been browned in cooker and is hot, do not add cold liquids. Either cool cooker or heat liquids. You'd be careful with your best glassware—do likewise with your enamelware. Don't knock against hard surfaces if you want to do right by it.

• care of food warmer



BUFFET warmers are easy to take care of. Be sure not to let any appliance in which water is required boil dry. The insert bowls can be washed like any dish. However, the same caution applies to the body. Don't immerse in water—clean with a wet cloth.

Do you appreciate the time and effort your electrical servants save you?

Are you taking the best possible care of your appliances to prolong their usefulness to you?


of replacement and repair. So often just a little foresight and caution will add materially to the life of your equipment.

For instance, we have wrapped the cord of our vacuum cleaner too tightly around the holders. Too much pressure will cause the wires to pull and fray at the socket, causing shorts and sparks.

In like manner there should be no strain on the flat iron cord when the iron is turned on end. If you are constantly interrupted by dropper-inners, salesmen or the like, you have probably forgotten your iron and let it become overheated. This, too, may result in a short in the wire and your iron will no longer heat. If your iron becomes overheated—let it cool—but *don't* hurry it by dousing it in water.

If you are working your electric mixer pretty hard and it's carrying a heavy load—let it rest and have time to cool. *Never*, never put the motor of your electric mixer, percolator, or the heating coil from the broiler in dish water. The mixer beaters may be removed and washed separately as may roaster dishes.

If food boils over in the oven, wait until it cools off before cleaning. You have no doubt noticed that deep-



• care of vacuum cleaner

EMPTY bag often and remove fine dust. Follow manufacturer's directions for oiling. Don't pick up sharp objects such as safety pins, hair pins, etc. They may nick the fan and cause many other motor troubles. Adjust the nozzle to proper height, governed by the depth of the nap of the rug you are cleaning.

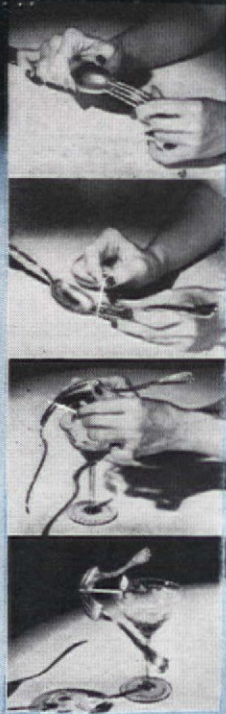
well cookers in electric ranges are coming in porcelain enamel. There are a few cautions to remember when using because, like glass, porcelain can be chipped, cracked, or crazed. True enough it withstands a lot. But you wouldn't immerse a glass which was very cold in very hot water—neither should you subject your porcelain cooker, interior or exterior surfaces of your porcelain covered equipment, to temperature extremes.

Right now is an excellent time to take stock of yourself and find out what you don't know on proper care of your equipment. Read your instruction book from the manufacturer to get the particular points pertaining to your model and then follow them most carefully.

BALANCE
does it!



HERE'S HOW*



If we'd merely described this trick, you wouldn't have believed it. Even with a photograph, you're skeptical. The only way you'll really believe that it can be done is to *do it yourself!*


Same way with Pacific Balanced Sheets. We can tell you till doomsday, by word and picture, that they're better. But the only way you'll really believe that they're better, and benefit by their extra advantages, is to *try them yourself!*

There's a very good reason why they *are* better. They're made on the principle of *balance*. Strength, whiteness, softness, smoothness and fineness are in perfect proportion. This means all-around satisfaction.

Pacific Balanced Sheets come in three weights: *Pacific Truth*, a fine, long-lasting muslin, balanced at 131 threads to the square inch; *Pacific Heavy Muslin*, exceptionally strong, balanced at 142 threads; *Pacific Percale*, exquisitely soft, smooth and fine, balanced at 182 threads.

On the opposite page there is a list of stores which carry Pacific Sheets. If a convenient store is not mentioned, write to PACIFIC MILLS, 214 Church Street, New York, for the name of the nearest one.

***TO BALANCE THE FORK AND SPOON** Interlace tip of spoon with tines of fork, keeping the uppermost tine *inside* bowl of spoon. Slip end of match between first and second tine. Lay matchstick on rim of glass, carefully balancing. (Not every spoon and fork will balance with each other; experiment.) Light match; when flame reaches rim of glass it will go out. Gently remove burnt part.



THE PACIFIC FACBOOK will help you choose the best Pacific Sheet for you. Attached to each one, it tells you all the facts you want to know with respect to Pacific Truth, Pacific Percale, Pacific Heavy Muslin: size, quality of fibre, type of weave, thread count, weight, finish, breaking strength, shrinkage. This really is an informative label!



PACIFIC
Balanced
SHEETS

Pacific Balanced Sheets are made by the makers of Pacific Factag Fabrics



Our solution for your problem

from

THE DECORATING STAFF OF THE AMERICAN HOME

Problem I

Carthage, N. Y.
July 19, 1941.

Miss Mary Monze
The American Home,
444 Madison Avenue
New York, New York.

Dear American Home,

In our new home I want colonial furnishings with particular accent on early New England. Will you help me with my color scheme, please?


My living room, 14'x21', has North, East, and South exposures in a town that has extremely cold winters and cool summers. A fireplace is centered on the inside wall. I expect to have braided rugs on the floor. The furniture will be cherry and walnut, antique and contemporary. I have two lovely old vases of turquoise blue and a small marine painting of the same shade.

What would you suggest as rug colors? Walls? Curtains? Upholstery? Accessories? May I have ruffled curtains and draperies? Would chintz be correct?

My dining room is connected by a small entrance hall. There are no doors; just archways. The hall and dining room will also have braided rugs. I have some old pewter and an amber fruit bowl of Sandwich glass as well as some majolica. I expect to have a cherry dropleaf table and rush bottom chairs. What would you suggest for this room? I want to keep my house informal.

I enjoy reading the American Home very much and am very impatient until the new issue comes out each month. I am especially excited by your "Gumption Stories". Thank you in advance for anything you may suggest.

Sincerely yours,



St. Louis, Mo



The American Home
444 Madison Ave.
New York.

Dear American Home

I have a dragery problem with some on your staff could figure out for me. I think the best way to show you is with pictures

Problem II


It is in the living room we are an average family (3 rooms + 1 bath + 1 closet)





Thomas Strahan

Cause and effect. We suggested these papers, these rooms were the results!



Wurts Brothers photographs

Here's a very brief idea of what happens when our staff takes over your particular tussle with what to do when, how, and where

IT SEEMS to be human nature to want to know what makes wheels go 'round, so we're taking you behind the scenes in our Decorating Department. What starts and keeps its wheels in motion is your response to that innocent little line at the bottom of the contents page: "Address decorating inquiries to Mary E. Monze." That opens the door to one of the biggest and most important parts of THE AMERICAN HOME, which came into existence just to help you solve your decorating problems. Because we go into so many American homes, we've come to have a pretty comprehensive knowledge of problems that exist. We know first hand about those old-fashioned high radiators that spoil views and draperies. We've tussled with those orphaned windows that satisfied some strange and hidden yearning in the hearts of 19th century builders. We've kept tabs on the new homes, too.

Years ago, when THE AMERICAN HOME first set up shop, a handful of letters began drifting in each week, asking about ideas that had been published and how they might be adapted to each individual problem. Now, literally hundreds of letters pour in every month with questions ranging from "Shall I use pleats or ruffles on my slip covers" to "We are moving from a two-room apartment into a twelve-room house, what would you suggest for color schemes, furniture, etc." So Mrs. Monze and her staff get to work.

This Service over a period of years has become much more tangible. Now, instead of just a written description of color scheme, or drapery material, actual swatches and samples are sent; scale floor plans for furniture arrangement are drawn to your specification. We send you manufacturers' names and material numbers so you and your merchant will know what you're asking for if he hasn't the merchandise you want on his shelf and has to order it for you directly.

PROBLEM I. Let's take a complete actual case history of a "Customer:" On page 28 is a copy of Mrs. C's letter which started our Decorating Department going on her problem. From it they learned the furniture on hand and planned for, the fact that Mrs. C wished to keep her house informal and Colonial in



Birge



R. Thibaut

This problem called for an Early American atmosphere. Here it is




Thomas Strahan



Problem III



Mrs. Monze looks over the results of the job



NEEDLEPOINT
FOR FOOTSTOOL, CHAIR SEAT, PILLOW, ETC.

No. 962—Big value! Beautiful 23x23 in. piece that needs only the background filled in. You can start to make it at once.—Herrschner's include, FREE, a full 40 yd. skein, moth-proofed, 100% Wool Tapestry Yarn in your choice of Flemish Blue, Maroon, Black, Mahogany, or Dark Rose. You can reorder yarn from Herrschner's. Money back if not 100% satisfied. Order by number.

DIG 23 x 23 IN. PIECE WITH 7" DESIGN EMBROIDERED \$1.00 POST PAID
Tapestry Needle and Instructions Included

FREDERICK HERRSCHNER CO.
508 S. FRANKLIN ST. CHICAGO, ILL.

40-YD. SKEIN TAPESTRY WOOL

Free WITH PIECE

Can't Keep Grandma In Her Chair

She's as Lively as a Youngster—
Now her Backache is better

Many sufferers relieve nagging backache quickly, once they discover that the real cause of their trouble may be tired kidneys. The kidneys are Nature's chief way of taking the excess acids and waste out of the blood. They help most people pass about 3 pints a day.

When disorder of kidney function permits poisonous matter to remain in your blood, it may cause nagging backache, rheumatic pains, leg pains, loss of pep and energy, getting up nights, swelling, puffiness under the eyes, headaches and dizziness.

Don't wait! Ask your druggist for Doan's Pills, used successfully by millions for over 40 years. They give happy relief and will help the 15 miles of kidney tubes flush out poisonous waste from your blood. Get Doan's Pills.

COSMOS
DOUBLE ORANGE RUFFLES

Special 10¢ PKT.

First offering! Semi-double, golden-orange blooms bring your garden rich coloring... make wonderful bouquets! Extra rows of petals add to the butterfly-like beauty of this new flower. Blooms 10-14 days earlier than other cosmos, continuous through the summer.

FREE SEED BOOK
L. L. OLDS SEED CO.
DEPT. 2 MADISON, WISCONSIN

Get this Beautiful and Instructive Book from Ohio's Foremost Nursery

What, When, Where and How to Plant

Free! WHITE BOOK OF NEW CATALOG

Hundreds of special offers on choice flowers, roses, shrubbery, fruit and ornamental trees. Many valuable hints on planting and care. All plants guaranteed highest quality. Lowest prices—special discounts for early orders.

Springhill Nurseries, Box A-12, Tipp City, Ohio

Burpee's Giant ZINNIAS

4 Best Colors
Scarlet, Lavender, Yellow and Rose, Giant Dahlias—Flowered, 5 in. across, 2 in. thick; sturdy well-branched 3-ft. plants. A 15c-Pkt. of seeds of each color, all 4 only 10c. Send *today!*

10¢

Burpee's Seed Catalog Free

Tells all about the best flowers, vegetables, 160 pages, over 200 flowers in color.

W. ATLEE BURPEE CO.
397 Burpee Bldg., Philadelphia

Enclosed is 10c. Send 4 pkts. Zinnias. Send Burpee's Seed Catalog Free.

Name _____
St. or R.D. _____
P. O. & State _____

feeling and that the rooms opened into one another through archways. This meant that in color scheming the house, it must be considered as a unit and not as individual rooms that could be shut off. Furthermore, Mrs. C evidently and rightly set great store by her antique cherry and walnut furniture, her turquoise vases and her marine painting. Using these as a point of departure, this is what was prescribed, properly documented with samples of actual material and wall paper:

"Hall: Imperial's 'Carlton House' #10102 on the walls and ceiling to set the color notes of turquoise, beige, white, and yellow. Pick up the yellow of the paper in the woodwork. *Living Room:* Use the same yellow of the hall woodwork on the ceiling, walls, and woodwork of the living room. Glazed chintz would be quite correct for draperies and we recommend a floral design with a turquoise ground whose pink to mahogany, yellow, beige, white, and gray-green flowers repeat and add to the color scheme established in the hall paper. (Cyrus Clark's #8200 Midus.) Use this same print for the slip cover on a wing chair if there are not more than two windows in the room. If so, use a self-pattern turquoise such as Cohn Hall Marx #2600. Of course you are planning on having a sofa, and we would suggest it be covered in mahogany quilted tapestry, such as Schumacher #42705, nor is such a room quite complete without a pair of comfortable chairs that would be very grand in beige and mahogany check, Schumacher #42521½. Maybe you're going to have a barrel chair, too, in which case we would suggest a Louisville Textile coral-rose homespun #2816. That should make a very lovely living room for your new house. *Now for the dining room:* We think the walls should be covered with this lovely Chinese paper made by Birge Company, #6420M. Its soft old blues and Chinese yellow on an off-white background should be stunning with the things you have described. Paint the ceiling and woodwork the darker blue of the paper. For draperies, you could use gold linen or glazed chintz (linen Sundour's #20010) and how about this yellow-gold and blue check for chair pads? (Cohn Hall Marx #303-202.) We feel that braided rugs in all three rooms would be monotonous and think you'd like them better if you used them in the living room only. Use hooked rugs in the hall and dining room although a plain broadloom would best complement the dining room paper. Add a rare old sideboard, open cupboard, and one or two serving tables to your cherry drop-leaf and rush-bottom chairs for a charming room where you'll enjoy eating.

"And you most certainly may have ruffled curtains and draperies at the windows if you wish, without stepping on Mrs. Grundy's toes in the least! As for accessories, they are really up to the individual taste. Characteristic pieces for such a home as you wish to create would be an old mantel clock, figurines, Staffordshire dogs, trays, etc. And you can't go wrong ever with pieces of choice glass, china, brass, copper, or pewter with Colonial."

PROBLEM II. This lady had the distressing problem of two different-size windows, one of the usual type, a smaller one with no casing and set flush with the wall, and a door close to the corner. What to do to bring unity out of units! We sent her the two simple sketches shown on page 28 with alternate suggestions. The first was to hang a full-length mirror on the door, which would create the illusion of continuing the wall, and to hang half of the drapery on the window and the other half on the far side of the doorway, or the doorside next to the window if there is enough space. This makes the door and window a complete unit. The alternative, a sort of if-thy-right-hand-offend-thee-cut-it-off idea, is to hang the draperies from ceiling to floor and cover the entire wall except for the window glass. You see there are lots of tricks of the trade!

PROBLEM III. Has to do with Mrs. Croker of Hempstead, Long Island, and the wallpaper for her Cape Cod house. We might add, and proudly, that Mrs. Croker is a very satisfied "customer" and we've pictures to prove it, as shown on page 29. She sent along blueprints, descriptions of her furniture, which included some grand Early American pieces that were family heirlooms. What to do to give them the right setting and the whole house an authentic air? To begin with, Mrs. Croker liked the idea of red, white, and blue for a color scheme, so we put two and two together and chose a quaint red-and-white-stripe Provincial paper for the hall, a striking blue-and-white block effect for the living room with its white dado and white fireplace wall. We suggested lovely old medallion paper in red, white, and blue as a background for the dinette, in which her collection of Early American glass has its home, and picked up the red in a solid color to back the corner cupboard. Holding tight to the Early American feeling we wanted to create, we chose an old-fashioned print paper—tiny red flowers on a white background—for the bedroom. Quaintness has no place in a modern kitchen, but there was no reason why the color scheme couldn't follow through, so we suggested that the walls be painted a sunny yellow and bring in the blue in the linoleum, the white in the cabinet units and woodwork, and the red in the accessories.

From month to month we'll tell you more about our Decorating Service and how we have solved other problems which we consider pretty general. There's only one thing we ask of our readers—when you send in for help, please give us floor plans, door and window locations, exposures, furniture description and the like. That will help us to help you all the more.



SHREWDER BUYING
For your American Home

YOU can't just go out and buy a can of this, a jar of that, and two pounds of something else. Not with today's food prices and problems. You need an expert's knowledge about how your food dollars can make the most of themselves. So we've started a series of booklets on "Shrewder Buying" which will be added to monthly.

I. Staples

A check list of usual and unusual ones... how to buy... flavoring extracts

II. Canned Foods

Sizes and capacity... meaning of labels... adequate diet with canned foods

III. Meats

How to judge quality... nutritive value... cheaper cuts... supply and demand and its effect on current prices of meat

6 CENTS EACH

THE AMERICAN HOME Service Booklets
251 Fourth Avenue, New York City

BUY
UNITED STATES
DEFENSE
BONDS
AND
STAMPS

If you cannot buy a Savings Bond, you can do your bit by buying Defense Savings Stamps—on sale everywhere.

In denominations of 10 cents, 25 cents, 50 cents, \$1 and \$5, these are within everyone's reach—boys and girls, housewives, young workers, clerks, soldiers and sailors. They do not earn interest, but each stamp buyer, with the purchase of his first stamp, receives an album in which to save stamps.

The completed album can be exchanged for an interest-bearing UNITED STATES Defense SAVINGS BOND.

AN \$18.75 BOND WILL BE WORTH \$25.00 IN 10 YEARS

"I have had disappointments and made plenty of mistakes, but there have been pleasant surprises, too. I am brown, hard, healthier than I've ever been, and having the time of my life!"



Mr. Freedman's Growing

SEVEN years ago I, apartment bred and habituated, got married. The next four years, towed by my wife, I haunted more empty houses than a ghost, for, though I was content to lie abed while the janitor built the fire, shoveled snow, mowed the lawn or fixed the leaky faucet, her heart was set on a house. I argued like a reasonable man, advancing so many sound, unanswerable arguments that I don't yet understand why I now own one. All I know is that, after those four years, she wheedled me into a duplex and then, after a year of softening, into a rented house. And early in 1940 I signed away the next twenty years of my life for a few sticks of lumber and a 90 by 100 foot lot, mostly weeds, out in the suburbs.

Two years in rented places had made fixing faucets and shoveling snow natural and necessary. But the worst was to come. One day I happened to notice the roughly plowed back yard. The weeds and debris seemed to dare me to come out and clean them up. I did, and even leveled off the ground. Then my wife suggested innocently, "Why don't you put in a lawn?" Why not? Grass is pretty. Two days later the seed was sown. Came winds and birds and I fluttered about like an old hen; every day the first thing in the morning and as soon as I got home at night I examined the brown, unawakened earth. At last, oh ancientest of miracles, green appeared; the whole yard turned the pale, perfect hue of spring. I was as proud as a new father. It was the first thing I had ever planted. I spent hours just sitting staring at it.

New desires began to creep upon me. How about a few flowers? They're pretty, too. The wife likes them—and can take care of them,

so no need to waste one's own time messing around with them. Just a little bed here behind the house. . . I attacked a space three feet by twenty while the lady next door watched me, laughed like crazy, and finally came over and showed me how. . . Several days later I was feeling almost as lively as I had before I touched the space, but, "No more for me," I said—thinking I meant it. Then a friend lent me some seed catalogues and a garden book and the next week end, stopping in at a seed store, I found row upon row of beautiful little packets. Four hours later I returned to this world with a dazed look and five dollars' worth of flower seeds. When I had filled all the south window sills with boxes of soil (plus some blobs of mud and pools of water), my wife objected mildly until I explained how I was doing it all for her—and the house. Ha! Meantime, I began to plan, drawing pictures to show exactly where each plant was to go. One day when driving past a nursery, I stopped, got out, and discovered that nurserymen are the nicest people to do business with. . . A week later, the yard was full of young trees and shrubs, and I had resumed digging. Soon strange tools began to appear in the garage, and bags of fertilizer. I had read that the end of April is the time to sow seed of annuals, but about then it rained and blew and I guess I must have been a little crazy; I remember one night when the wind stopped I woke my wife and asked her if she would hold a flashlight while I got those seeds into the ground. Finally they were planted and before long my seedlings proved too many for the beds I had prepared, so for a month I was busy digging up more of the yard. My friends had laughed when

Pains



I began to garden, but when everything was loveliness and the morning glories along the fence were a sheet of blue, they gasped with surprise. (But then, so did I.) All in all I grew over a hundred varieties of flowers the first year; now I have more, mostly perennials, and four dozen hybrid tea roses. One side of the yard is still grass. My wife sees me occasionally when I come to the house for a drink of water, and when I let her into the yard—though she is a little afraid to come in since she stepped on a snapdragon. Generally when she wants flowers she asks in a hesitant and respectful voice if I won't please cut some. However, I have built her a screened-in porch where she can sit harmlessly and stare and wonder. After all, it was not I who wanted a house. . . Say, do you know of any bargains in farms?

Sincerely,

James Freedman

FERRIS

FREE
Big New 1942 FERRIS Catalog!
Our finest in 73 years, more pages, more lovely colors—and more money saving offers on Ferris Northern Grown Evergreens, Trees, Ornamentals, Flowers, Shrubs, Fruits, etc. **IT'S FREE. WRITE TODAY!**

EARL FERRIS' Planting GUIDE
14 ROSES \$5.22

15 EVERGREENS

8" - 16" TRANS PLANTS \$1.00

Ferris' 73rd Anniversary Special. Strong Northern Grown Collection of Evergreen Favorites. Extra hardy, sturdy evergreens for a wonderful background, screen or lawn groups—

- 3 Colorado Blue Spruce
- 3 Douglas Fir
- 3 White Spruce
- 3 Norway Spruce
- 3 Scotch Pine

15 GRAND TREES, \$1

Mail your Dollar for This Wonderful Ferris Bargain Today!

ASK FOR CATALOG
Also ask about Ferris' Free Landscape Service for Customers. Write

EARL FERRIS NURSERY
946 Bridge St. HAMPTON, IOWA

KINKADE GARDEN TRACTOR

and Power Lawnmower

A Practical Power Plow and Cultivator for Gardeners, Fruit Growers, Truckers, Florists, Nurserymen, Suburbanites, Country Estates and Poultrymen.

Low Prices - Easy Terms

American Farm Machine Co. Catalog Free
1091 33rd Ave. S.E. Minneapolis, Minn.

Burpee's Snapdragons

Rust-Resistant, Giant, 2 to 3 ft. tall, 3PKTS.
Crimson, Yellow, Rose, a 15¢-pkt. of 10 each, all 3 postpaid for 10¢—send now!

Burpee's Seed Catalog Free.

W. Atlee Burpee Co., 398 Burpee Bldg., Philadelphia

JUST OUT!

America's Most Helpful Garden Books. Yours for 10c

Not Only Tells You But Shows You

LIVING PICTURES of

Beauty Out-of-Doors for American Homes

MODERN PLANS TO FIT MODERN HOMES

Scores of up to the minute plans and sketches to fit every need, from a small backyard up to a large estate.

BUILT FROM 40 YEARS OF EXPERIENCE SOLVING GARDEN PROBLEMS

Answers to the questions asked us during 45 years in business.

48 Pages of PRACTICAL GARDENING FOR THE GARDEN OF TOMORROW.

As necessary for successful gardening as a blueprint is in building a house.

For **1942**

'GLORIES OF THE TRADE GARDEN' MARK FREE SPRING EDITION JUST OFF THE PRESS.

72 pages packed with values in things you need. Features the plants of the future as exhibited by us in "Gardens on Parade" at the New York World's Fair. Plants for the garden of tomorrow shown in natural color. Don't buy or plant until you have this beautiful book. We believe it is America's most helpful garden book. FREE on request.

THE KRIDER NURSERIES, Inc.
BOX A-141, MIDDLEBURY, INDIANA



ARM & HAMMER OR COW BRAND BAKING SODA

The sole purpose of your tooth powder is to aid in cleaning the teeth. You have only to try brushing your teeth with Baking Soda, Arm & Hammer or Cow Brand, to prove to your complete satisfaction that it is an effective tooth cleanser—that it aids also in brightening teeth to their natural color.

It is good to know that such a dependable tooth cleanser is everywhere available at such a low cost—just a few cents a package, in fact, at your grocer's.

Arm & Hammer Baking Soda and Cow Brand Baking Soda are acceptable to the American Dental Association Council.



CHURCH & DWIGHT CO., Inc.
10 Cedar Street, New York

Please send me FREE BOOK, describing uses of Baking Soda, also a set of Colored Bird Cards.
(PLEASE PRINT NAME AND ADDRESS)

NAME _____ W-29

STREET ADDRESS _____

CITY OR TOWN _____

STATE _____

BILLDIE, OUR SMALL WHITE PUPPY



Lulu—heroine of "Lulu" by Jane Miller, from American Artists Group



TO CURE THE CAR-CHASING HABIT

Train that Xmas Dog!

MANIE GRAE DANIEL

I WAS one of those unfortunate children who never had a dog. My dotting mother denied me one because she disliked them as a result of experiences with house dogs which, like spoiled children, were a nuisance to everyone but the dotting mistresses; her opinion of badly-brought-up pets never allowed for well-mannered ones. Also, she was afraid of the possibilities of rabies—that was before the days of the Pasteur treatment. Other pets I had and loved—rabbits, kittens, chickens, a donkey—but they were not the same, and until after I was married, I missed something from life. Looking back, I think I found my first dog, every bit as much trouble, responsibility, and care as my first baby. But both gave me deep and abiding satisfaction, although the dog ownership ended in tragedy when, the Navy sending my husband to Panama, we made the mistake of taking the dog with us. The heat so affected him that he had to be shot and it so distressed us that it was not until my children were five and three years old that we decided to let them have a dog, and told my mother of our decision. Her surprising reply, by express, was one small, fluffy

white puppy with a black head. Our intention had been to get a purebred, but once the children saw and held in their arms that winsome bit of dogdom, the choice was no longer ours. Soon all our hearts were won and any concern over doubtful blood lines was obliterated. "Billdie," as Laura called him, was showered with love and attention. But as we do not believe in spoiling either small children or small dogs, we began at once to teach him to behave—and found him an apt and eager pupil.

Due perhaps to his mixed ancestry, he started out to be snappy, but I cured that tendency, never to return, in three days. I watched him very closely in his play with the children and immediately punished any attempt to snap with a sharp slap across his mouth. These were the only times I slapped him, for hitting a dog with the hand makes him shy off when, later, you start to pet him; but that situation required quick action. In all other cases a folded newspaper, that makes a noise but does not hurt too much and cannot do any injury, proved excellent. Patience and perseverance helped him acquire other good habits, such as sitting quietly at the door when he wanted to get out or come in; overcoming a desire to jump up on us; keeping off the furniture, and, of course, thorough housebreaking. It took reasoning and the old trick of stepping on his hind toes to get him to express his affection merely with his tail and by running circles around us. The furniture problem called for spankings with the newspaper *every time* the offense occurred, as did the housebreaking, though the real secret of success there was constant supervision, my son doing a lot of it with little sister as an interested audience. In about three weeks we had turned our little menace into a model of propriety and, though those weeks seemed like ages to us, they were—as anyone who has brought up a puppy will agree—a trial that must be endured if one is to enjoy a dog as a house pet.



DON'T SCOLD A PUPPY THIS WAY

As Billdie matured we found no cause to be ashamed of our mongrel. Good health, due to proper feeding and worming, made his coat silky, his eyes bright. He had sense, used it, became a little dog of intelligence and poise as a result of training, if not of breeding. There were difficult situations. The boy next door teased Charles about Billdie's doubtful antecedents and a fight resulted in which Son came off the grinning victor despite a bloody nose. We laughed off the slur and made a jingle which the children learned and would rattle off if a playmate raised the question: "Don't call him a mut or the family has fits."

We'd all much prefer you'd say, 'Almost a Spitz!' This amused them and the other children, prevented many a fight, and taught my children the important fact that, if you cannot be teased, folks will soon quit trying to tease you. The joy of owning this little dog has

JUMPS UP ON YOU? STEP ON HIS HIND TOES



This, William Cary Duncan says in his eminently practical, sensible, readable book, "Dog Training Made Easy," is the correct way to housebreak. These sketches from it are reproduced by permission of the publishers, Little, Brown & Co.



TEACHING HIM TO SIT ON COMMAND

given my children immeasurable pleasure and taught them many valuable lessons among which I place first the shouldering of responsibility. As a playmate Billdie gave them happiness and rendered me the service of encouraging them to play out of doors. Thus, in various ways, I combined the training of my children with that of their dog until I myself hardly knew where the dividing line should be drawn. But in my mind it all adds up to one conclusion: If you have children, let them have a dog. Then, having done that, see that the dog is properly trained and see that they have a real part in the training.




Photographs by the author

"Mom says **NOW'S THE TIME** TO MIND YOUR **P'S AND Q'S!**"



Look ahead-buy
PEQUOTS
at the
WHITE SALES!



Projecting Size Tabs! Every Pequot has a tab which projects, tells you the size. Thus you can select at a glance exactly the right size sheets from your shelves.



Pequot Super-Service Sheets are a favorite with thrifty housewives. They are rich-looking, firm-textured sheets of lasting beauty and amazing strength.



Pequot Percales are luxury sheets, into whose soft, fine silky beauty is woven the quality you rightfully expect from any Pequot product.

NOW'S THE TIME to think of *lasting value* when you buy. So mind your P's and Q's at the White Sales.

Insist on Pequot Sheets—because Pequots wear. They are probably the greatest combination of durability and beauty that ever went into a sheet value. We sincerely believe that Pequots will outlast any sheet on the market, under the same conditions of wear. Every Pequot Super-Service Sheet bears a guarantee that it exceeds U.S. Government standards...every Pequot is an investment in years of wear.

So keep an eye out for White Sales. Restock your sheet supply with Pequot Super-Service and (for luxury) Pequot Percales. PEQUOT MILLS, SALEM, MASS.


PEQUOT SHEETS
PEQUOT...AN INDIAN NAME  PRONOUNCED PEE-KWAT



4




3



2



1



5



6



7



8

STOP



9



10



11

COME AND BRING THE Children

LUCILE VERNESSE,
Hollywood, Calif.

VERY good things can come of eavesdropping. That's how I learned that some of us who have no children fail to provide amusement for our friends' children when they come to call. It was in a (1) ladies lounge that I heard one woman telling another she wouldn't go visiting at so-and-so's because little Janie got in trouble just through plain boredom. There was nothing for the child to play with—except valuable accessories that should have been put out of reach.

Our campaign to make our house a less forbidding place to youngsters and their parents started with Mark, aged sixteen months, who was incredibly dextrous at yanking lamps from tables. At home he was turned loose in a corner of the kitchen that had been fenced off to make a roomy play pen, and I decided to provide a similar play area for him at our house. A second-hand play pen cost 75¢, and it took only a few hours to tighten the bars and apply a coat of varnish (2). For playthings I filled an empty coffee tin with spools (3 and 4). Then I bought a few balls with rubber strings that could be tied to the sides of the pen (5), and between the spools and the balls Mark was blissfully content for as long as an hour at a time.

Barbara and Peter were more of a problem—two and three years old, and I wouldn't have risked their reactions to a suggestion that they get in the "nice pen." They'd want honest-to-goodness entertainment, so I picked up a wooden box that could be stored in a corner of the coat closet. Then I went to the five and dime and picked up a collection of cheap toys (6), avoiding all mechanical vehicles that have to be wound before they leap into motion. Constant demands to "make it go" can devastate any conversa-

tion. I also omitted rakes, shovels, and other things that go through French doors and glass-topped tables with such a fine crash. Now when Barbara and Peter arrive they race to the closet for their box. Together we tug it out, and then I fix a playroom by turning the love seat and moving two or three chairs to make imaginary walls (7). In this small space they are happy and contented playing for long periods of time, and the only tears we've had were on the occasions when they begged to take a fire truck or a doll or two home with them. The temptation to give in was almost more than I could stand, but I knew their perennial interest in these toys came mainly from the novelty of playing with them someplace other than at home.


When summer came we invested in two cheap tricycles. Chalk lines at the ends of the driveway and the sidewalk marked their boundaries (8), and not even once did we have to make a dash out of our porch chairs to rescue the children from the street. To supplement the tricycles, we filled an old wash tub with sand (9). Such a sandpile would never satisfy a child day in and day out, but for an hour or so on a summer afternoon it was as successful as an entire beach.

Deborah, aged five, stopped being a first-class pest the day she came to visit us and discovered that she had a small chair and table of her very own at our house. These cost 45¢ second-hand, and for another 15¢ we painted them blue. Then at the five and dime I bought kindergarten scissors, a book of paper dolls, a box of crayons, a drawing book. I also purchased a set of toy dishes so that she could move her table and chair over on the tiled hearth where spilling wouldn't matter, and have her own cambric tea (10). No longer was our tea-drinking interrupted by requests for "just one more taste, Mamma, just one more taste." Those few simple things kept Deborah divinely contented, and I realized guiltily that she had been restless before because she was bored—bored to death.

As you see, one point of all this is that it really involves very little expense for quite wonderful results. I don't know whether it's worse to have your friends stay away because they can't bring their children, or come and bring them and have a miserable time trying to keep them happy or at least satisfied, but either choice is merely a lesser of two evils. Seems to me it's much smarter to solve the problem and be a social success with the younger generation! It's fun, too, once you get started matching your wits against

Sketches by W. J. Hennessey

Johnny's, aged two years, and finally realizing that you've won out. Just last week I had another reason to be glad of my eavesdropping. My husband's "big boss" was in town—with his wife and child—and one afternoon they came to call. As they were leaving (11), Mrs. Richards said, "I've had a very pleasant time, and so has Janet, because you had some toys for her. Frankly, I almost declined your invitation when I learned you had no children. I've made calls with Janet many times before that weren't exactly a success, but this afternoon—well, I'm so very happy that I accepted." Don't think my husband and I weren't just as happy!



Fourteen elbows wouldn't fit



Sketches by Dorothy B. Porter

in our Breakfast Book

MARGARET WINTERS BAATZ

IT TOOK less than a week of experimentation to convince us that the two-passenger model breakfast room in our new home couldn't be stretched to accommodate seven, even though we whittled our breakfasts down to the limit and held our breath. But when we moved our drop-leaf table and nested benches into the kitchen, where we could use our elbows without disaster, we didn't know quite what to do with the cozy little room. We're a family of hobbies, however, and gradually our erstwhile breakfast nook began to house the equipment for all of them—my typewriter, filing cabinet, and desk, my husband's stamp collection, our daughters' two perfume bottle cases, Tom's Indian relics, and a brand new duplicator, on which the *Juvenile News* is to be produced. It also houses two small green chairs, card table, wastebasket, magazines, encyclopedia, dictionary, paints, crayons, and an ample supply of paper, makes a quiet study for one or two children, and a work room for me of evenings. Don't ask me how—maybe because typewriters have no elbows!



America's Best-Known Baby

Letters by the hundreds (yes, hundreds!) are coming in from mothers telling how excited they are about the new Gerber's Strained Oatmeal. Most babies apparently take to it with gusto -- a feature mothers seem to appreciate quite as much as the labor-saving angle. I must say this checks with my own experience with Dan, Jr., my youngest, whose picture you'll find at the bottom of the page.

Mrs. Dan Gerber

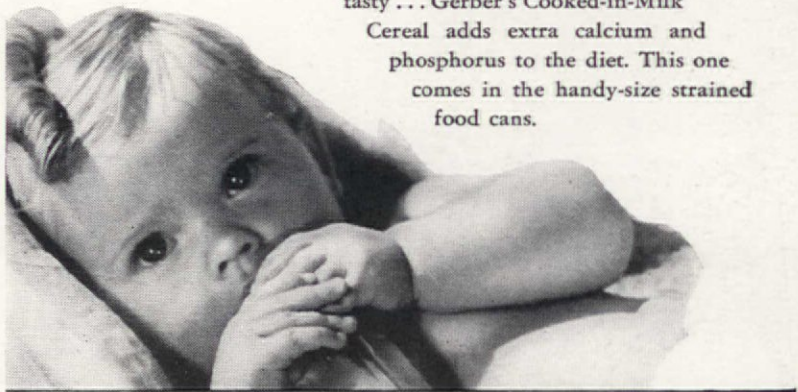
When babies can be choosers

You and baby both will really appreciate the luxury of choosing from three tasty Gerber Cereals—all dietitians' cereals developed specially for babies...



Gerber's Strained Oatmeal is that mealtime blessing—a babies' oatmeal you serve right from the box. Simply add milk or formula

... Gerber's Cereal Food is a wheat-and-wheat-germ cereal of the same completely cooked, ready-to-serve type. Especially tasty... Gerber's Cooked-in-Milk Cereal adds extra calcium and phosphorus to the diet. This one comes in the handy-size strained food cans.



Also on the Gerber menu. A complete array of strained foods featuring luscious home-grown vegetables. 2 soups, 8 vegetables, 6 desserts... 10 tasty Junior Foods (they're chopped) for senior babies. You'll find the same-size, same-price can both economical and handy.

Dan Gerber, Jr.



Free Samples

Gerber's, Dep't. 71, Fremont, Mich.
Please send me free samples of Gerber's Strained Oatmeal and Gerber's Cereal Food.

NAME

ADDRESS

CITY AND STATE

Gerber's Baby Foods

"From a few months to a few years"

More Cellophane Envelopes for your Menu Maker

You can obtain additional cellophane envelopes for your Menu Maker. We sell them as a service to our readers, 50c for 50 or \$1.00 for 100. Write to

The AMERICAN HOME
251 Fourth Avenue New York, N. Y.



STAMPED LINENS at 1/2 PRICE

FREE 24 PAGE CATALOG

Buy quality stamped goods direct from manufacturer—save one-half. Over 100 new items—scarves, pillow cases, table cloths, bridge sets, towels, aprons, imported linens and novelties. Complete embroidering instructions free. It's easy. Write: MERRIBEE ART EMBROIDERY CO., 22 W. 21st St., Dept. 837, New York, N. Y.



Family tonic...

Philip Gendreau

Winter vacations don't have to be plush. If the budget says no to a family trek to Sun Valley, make the most of what you CAN have. Try one of your state or national parks, or proposition the local community club on a winter sports program

D. PRYSE-JONES



Philip Gendreau

Pop, Mom, and the kids have a fling on the local pond

TO MOST of us the family summer vacation is as much an American tradition as Thanksgiving. Every summer millions of American families pile into their cars, or into trains or buses, and take off for mountains, seashore, or grandpa's farm. Our destinations may vary according to our budgets, but the aim of all of us is the same—to have a good time together. But the winter vacation is something else again—something to be yearned over in the rotogravures and travel folders, but definitely not for us. The budget cringes at the mere thought of a trek to Sun Valley or Hanover.

Well, we've got the summer vacation pared down to fit the most exacting budget—why not the winter one? After all, it's no more necessary to go to the Laurentians to enjoy winter sports than it is to spend our two weeks in Newport or Narragansett in summer. And more and more we're getting co-operation and encouragement in that belief.

The Federal Government is co-operating, for instance, by keeping open a goodly number of our national parks for winter sports enthusiasts. If you are near by, or if you have plenty of time, you can give the family a whirl at Yellowstone, Crater Lake, Yosemite, Rocky Mount, or Mt. Rainier, where there are skating, skiing, or just plain belly-whopping.

States and cities are doing their bit, too. In the East there are Bear Mountain, which teams with New Yorkers every week-end during the season, and Mt. Greylock, a mecca for winter sports enthusiasts in Massachusetts. The City of Los Angeles, as far back as 1914, was a pioneer in establishing recreation facilities in nearby mountain camps and now operates three of same. Open in winter as well as in summer, they give Californians a taste of wintry weather only a few hours' distance from the city. The camps, where all winter sports may be indulged in, are complete with lodges, providing meals and rooms for their guests, and cabins for those who prefer to do their own housekeeping. Other cities on the West Coast—San Francisco, Berkeley, Sacramento, and Seattle—have followed suit and are carrying out similar projects for the pleasure and better health of their appreciative citizens.

If you can't wangle the time or wherewithal for a family expedition to one of these spots don't just give up and decide to spend the winter hovering over the radiator, envying your more fortunate brethren. Capitalize on what you have at hand. Horner's Pond is still just as good for skating as it was when you were in grammar school, and Manion's Hill, given proper encouragement, may develop into a prime ski or bob-sled run. Proposition your local community organization, or organize your bridge club into a snow-shoveling brigade to keep the local pond in A1 condition. Persuade your neighbor to flood his tennis court, for everyone's benefit. Get your skates and sled out of the attic and sharpen them; wax your skis and get out and join the kids in their winter fun. Your ankles may wobble at first, but you'll come back healthy and glowing and best of all, better acquainted with your family

A stamped envelope will bring you a list of national parks which are open for visitors during the winter months. Address Dept. S-142, THE AMERICAN HOME, 444 Madison Ave., New York, N. Y.



Snow maiden goes to work on snow man



Fun for the whole tribe



Two photos, Los Angeles Playground & Recreation Dept.

—on skis and toboggan



Hawaii! Lovely land of sea and sunshine where nature smiles the year around. As characteristically Hawaiian as a flowery lei is ripe golden pineapple, "king of fruits."

Honolulu Grill

Drain Libby's Pineapple, sprinkle with brown sugar, put 2 Libby's Vienna Sausages through center. Baste with pineapple sirup. Fill broiled mushroom caps with cooked, seasoned, buttered rice mixed with sliced and stuffed olives. Broil mushrooms and pineapple about 5 min. or until lightly browned. In Libby's Hawaiian pineapple at its finest, for Libby's is actually sun-ripened on the plants. Too, Libby's are selected slices.



In
HAWAII
they like to
serve it this way!

A NOTED HONOLULU HOSTESS
SPONSORS THESE DISHES MADE WITH
LIBBY'S HAWAIIAN PINEAPPLE



Another alluring and unusual pineapple dish that Mrs. Brown serves in her charming home in Honolulu is Awapuhi Cake. To make it, spread squares of moist dark gingerbread with whipped cream and top with well drained Libby's Crushed Pineapple. Because Libby's Pineapple is fully plant-ripened in the Islands, it has the true Hawaiian flavor—rich and tangy, marvelously delicious.

Libby's are descriptive labels! See panel on back.



The lanai, or verandah, is a center of living in Hawaiian homes. Mrs. GEORGE I. BROWN, JR., well-known Honolulu hostess, entertaining on her lanai serves as a delicious main dish Honolulu Grill. Says Mrs. Brown: "Libby's Pineapple, field-ripened right here in Hawaii, is perfect for this dish. I know you'll enjoy its marvelous flavor."



Libby's
HAWAIIAN
PINEAPPLE

SLICED • CRUSHED
TIDBITS • LONG SLICES
GOLDEN CHUNKS • JUICE

ACTUALLY RIPENED

ON THE PLANT!

the College Crowds in town



HERMAN SMITH

Décor, courtesy Chara Furniture Co.; paper pennants, Dennison

MAYBE you are very good at thinking up surprises and giving parties with original ideas and fancy place cards. Maybe so—but don't try one on the college crowd! Even the freshmen and sophomores have definite ideas, none of which runs to elegant gay nineties food, elaborate table settings, and activities scheduled for the whole evening. We canvassed a great flock of college students, from Stanford to Wellesley via Northwestern and thereabouts. There's a specialty recipe from each college, but nearly all agree on how to give the party: make it buffet style and very informal, have plenty of what they consider "regular" food (hamburgers, etc.), and leave them alone to play their records and games, and get into fine philosophical discussions, no matter what. Briefly, not one was of an experimental turn of mind when it came to parties. They had ideas which they *knew* would work.

With our Junior at Yale, we used a blue crepe paper tablecloth. Pennants from all the colleges represented, and a few extras thrown in for good measure, were our only decorations, except for the food, a waffle iron, and a neat array of plates and other necessities. Nothing to clutter things up and get in the way of the head waffle-maker and hamburger expert. Even the dining room furniture was slightly pushed aside to make way for youth—the table against one wall, and the chairs scattered against the others. Everything was ready for a college-style party. The crowd

arrived, in groups of two or four, right on time, too, for the word had gone round that this would be a "regular" party, every bit planned according to their own standards of fun. After a few words of greeting and so forth, in they trooped to the dining room.

From Northwestern, where beef is beef and appetites lusty, came the barbecued hamburgers, resting between golden-brown waffles such as have been served at the University of Virginia for a hundred years. Minced onions in mustard butter, special from Ohio, add what you might call personality. Other "main course" choice was another old favorite but done in a new way—hot dogs, first anointed with tangy horseradish butter as made by a Smith girl, then wrapped in Yankee pancakes out of an old Wellesley cook book. Notre Dame's caraway seed flavored pickle are as green as any Irishman could wish; and the Harvard beets are a nice zippy touch, too. Vassar potato chips and Stanford cole slaw help hold the kids until dessert, a beautiful Princeton orange cake. Through it all many cokes, All American favorite, we guess, are downed.

The college crowd knows what it wants—mainly "regular" food like big hamburgers, and stacks of favorite records so that they can dance later on

So much for food and table. The rest of the evening goes its own merry way, from rumba to rousing games. The guests sit on the floor when there are plenty of chairs, play the same record until you begin to wonder, and finally top off the evening by stopping off some place for a slight snack. Amazing, but they can take it and love it, and come back next year

WHAT'S HE SO CHESTY ABOUT?

PLENTY! HE'S GOOD AND HE KNOWS IT! AND SO DOES EVERYONE WHO'S TRIED THIS SPECIAL DEL MONTE BLEND



JUST THE FLAVOR-FILLED "MIDDLE SIZES"—THE TASTIEST PEAS IN THE POD



Yes, here is something very special in peas. In looks — in flavor, too.

No oversize starchy peas, you'll notice. No tasteless, immature fellows either.

But *all* the "middle sizes"—and only the best of these. Enough

of the less-developed sweeter sizes to balance the hearty richness of the larger — their subtle flavor blended as Nature blends them.

That's why they taste so really delicious — why it pays to ask for this special pack by name — Del Monte *Early Garden* Peas.



With "potluck" dishes — you'll appreciate the distinctive flavor of Del Monte *Early Garden* Peas most. The family will go whole-heartedly for their garden-goodness with cold meat, hash or meat loaf.



When you taste these Del Monte Peas in this winter salad, you'll know Del Monte's a master farmer. Notice how thin and delicate the skins are. Another sure sign of fine peas, packed fresh and fast.



Healthful, too! Canned peas are recognized as a valuable source of many of the essential vitamins, including A, B₁, C, riboflavin and the antipellagra factor. Higher in protein, too, than most vegetables, and with the added value of minerals important in your daily diet.


Del Monte
Early Garden
Peas

COMPARE THEM WITH ANY OTHER PEAS—FOR FLAVOR!

THAT'S EASY, DEAR. I PICK A BRAND I KNOW IS ALWAYS THE SAME—DEL MONTE. THAT'S WHY I TRADE HERE.

I LIKE MY CUSTOMERS TO GET WHAT THEY WANT, MRS. SMITH. AND YOU NEVER HAVE TO GUESS—WHEN YOU BUY DEL MONTE.

I GET ALL MIXED UP, MOTHER—WHEN IT COMES TO BUYING CANNED FRUITS AND VEGETABLES. WHAT'S YOUR SYSTEM?



SPECIAL NOTE: Many Del Monte Foods now packed in both cans and glass. Both the same quality.



This month



How to give a little dinner party for \$1, or why we believe in miracles! The food is good and easy to prepare, tables look fancy but stay on the simple side of budget

WE KNOW exactly how you'll feel come January 2nd because we've had the same kind of trouble. Thin pocketbook, fat pile of bills, and great desire to break the post-holiday letdown with a nice gay party or two. So we did something—something super Hollywood terrific—about it. We planned two dinner parties, food for each costing \$1, the table decorations staying strictly away from lovely expensive flowers, and the china and so forth being well within the economic situation, too. Above you see them in full glory, with the host, hostess, and guests.

The one at the top of the page is bright, festive, and maybe a little wacky in the table decoration of calico and gingham "flowers" made of scraps from our sewing basket attached to pencils via colored rubber bands. These we stood up in regular little flower holders, lined up against the wall with dark-green paper leaves to camouflage the bases. Plain white pottery is nice against the blue cloth with gypsyish-colored stripes. The food

Table at top of page: Franciscan Ware pottery, Fostoria glassware at Altman's, New York. Wallace sterling flatware. Cloth, McCutcheon's, New York. Table at bottom of page: Heisey glassware, Sebring china, and organdy cloth at Altman's in New York. Towle sterling silver flatware. Ferguson tea wagon

F. M. Demare

it's two ^{\$1.00} dinner parties

- ONE QUITE FORMAL,
ONE A BIT WACKY !

is good, healthy, cheap, and very easy to make, a combination you don't come across every day in the week. Men, as well as women, love the lima bean and corned beef casserole (one murmured that it reminded him of chili but was better), and the gingerbread topped off with coconut is a sure-fire favorite.

And here's an important point straight from the shoulder of one who is not a home economist: we actually gave the party, and cooked the food almost with both hands behind the back, and it was a roaring success. Our procedure was to set table and put all ingredients in casserole or whatever, then retire to loll in the tub and get beautiful, pop things into the oven just after the guests arrived, and then enjoy our party for about 40 minutes while everything cooked itself. A very fine system, we say.

Elegant enough for the boss and his wife, but still on the simple side of the budget, was our idea in the second table, a pretty picture in green, chartreuse, yellow, and white. On a dainty organdy cloth are equally dainty flowered dishes (when we found

• dollar dinner menu for 4


- Spinach Ring with Pimiento Eggs
- Apple Celery Salad
- Baked Potato on Half Shell
- Bread and Butter
- Caramel Raisin Pudding
- Coffee

This food fits right in with your best silver and china and no apologies necessary. . . It has elegance and flavor fit for a gourmet. . . The vitamin family is well represented: A, B, C, D, and minerals—iron, calcium, phosphorus. . . Easy to prepare and pretty to serve.

Additional menu printed on reverse side



• corned beef—
lima beans (quickie)



• spinach ring with
pimiento eggs



• caramel raisin
pudding



• coconut gingerbread

corned beef with lima beans ("quickie")

Preparation time: 58 min.

½ tsp salt
can (no. 2) lima beans
can (12 oz.) corned beef
¼ cup sliced onions
¼ tsp. butter or substitute
¼ tsp. flour

½ tsp. salt
⅛ tsp. pepper
¾ cup milk
¾ tsp. mustard
1 can (10½ oz.) tomato purée

SPRINKLE salt over beans and arrange them in alternate layers with the corned beef and onions in a well-oiled baking dish. Melt butter, blend in flour, seasonings, and milk. Stir until thickened. Add mustard and tomato purée. Pour over contents of baking dish and bake in moderate oven (350°F.), 30 min. Serves 6-8.

315 cal. per serving. *Cost: 57c

Recipe submitted by
JEANNETTE HINDMAN

Tested in
THE AMERICAN HOME KITCHEN

spinach ring with pimiento eggs

Preparation time: 40 min.

1 can (no. 2½) spinach
2 tbsp. onion, chopped
3 tbsp. butter or substitute
1 pt. bread crumbs

1 tsp. salt
1 tsp. Worcestershire sauce
¼ tsp. tabasco sauce

COMBINE all of the ingredients, pour into well-greased ring molds and bake in a moderate oven (350°F.) for 20 minutes. Unmold on platter and fill center with pimiento eggs.

pimiento eggs:

1 cup creamed cottage cheese
1 can (4 oz.) pimiento, chopped
Liquor from canned pimientos

1½ cups white sauce
(3 tbsp. flour, 3 tbsp. butter, 1½ cups milk)
3 hard cooked eggs

Combine cheese, pimiento and liquor and let stand while remainder of recipe is being prepared. Slice eggs. Mix white sauce and cheese mixture together and fold in eggs. Heat in double boiler and serve piping hot. Makes 8 rings—serves 4.

291 cal. per serving. *Cost: 62c

Recipe submitted by
JEANNETTE HINDMAN

Tested in
THE AMERICAN HOME KITCHEN

caramel raisin pudding

1 cup flour
¾ cup sugar
2 tsp. baking powder
⅛ tsp. salt
1 cup raisins

½ cup sweet milk
topping:
¾ cup brown sugar
1 tbsp. butter
2 cups boiling water

SIFT flour, sugar, baking powder, and salt together and stir in the raisins and the milk. Pour this batter into a well-greased deep casserole. Mix brown sugar, butter, and water together. Pour over batter and bake 40 to 45 min. in a moderate oven (375°F.). Be sure to use a deep casserole to keep sugar from bubbling over. Serve either warm or cold. Serves 8. 275 cal. per serving. *Cost: 18c

Preparation time: 55 min.

Recipe submitted by
MRS. CORNELIA GREEN

Tested in
THE AMERICAN HOME KITCHEN

coconut gingerbread

1 box prepared gingerbread mix
1 cup grated coconut (reserve ¼ cup)
2 tsp. melted butter
4 tbsp. powdered sugar

PREPARE mix as directed on carton, adding a little extra sugar to taste. Stir in ¾ cup coconut. Pour into well-greased cake tin and bake in moderate oven (350°F.) for 40 minutes. When removed from pan, brush gingerbread with melted butter, dust with powdered sugar and sprinkle with remaining ¼ cup coconut. Cut into 2½" pieces and serve slightly warm. Serves 8-12. 150 cal. per serving. *Cost: 54c

Preparation time: 47 min.

Recipe submitted by
FLORA HARRIS

Tested in
THE AMERICAN HOME KITCHEN

them a complete set was selling for about \$15). We used very tall yellow tapers in tiny glass candlesticks and—our coup of the month—stuck just a few yellow pompons around the bases. Thereby spending very small sum on flowers, but at same time making very fetching effect.

We can say a piece about the food for this table, too. How to make apple and celery salad probably is something you picked up at the age of thirteen, and there's nothing complicated about baking potatoes, either. It looks more original to have eight little spinach rings instead of one big one, but it's not absolutely necessary. The sauce of chopped pimientos and hard-cooked eggs is a pretty pinkish color, and flavored to beat the band—or the spinach! You then go into caramel and raisin pudding, a filling dessert that's good and sweet, too, just what you and your guests want after a dinner slightly on the dainty and healthy side. Coffee is served in the living room with the hostess a pretty picture as she pours, and her husband helpful about passing the cups.



Etiquette
of Serving a
COMPANY DINNER
WITHOUT MAID

1. Hostess sets table—silver, goblets, butter plates

YOU can give a little dinner party without a maid and *with* great style, if you simply keep your wits about you and follow the simple rules shown here. There are a few tricks, of course, like choosing a menu you're sure you can handle and setting the table with a real party air, but there's nothing hard about it. To prove the point, we had one of our staff, who's freshly married and therefore far from

• **dollar dinner menu for 4**

Corned Beef and Lima Bean Casserole
Buttered Carrots and Celery Lettuce Salad with French Dressing
Bread and Butter
Coconut Gingerbread
Coffee

COLORFUL and appetizing and just the thing for an informal dinner. . . Guests won't have to be coaxed to second helpings of this food. . . It's simple and quick to prepare—45 minutes on the first rehearsal. . . Bake the gingerbread at the same time you're baking the Corned Beef Casserole. . . Yes, your vitamins and minerals are there, too—not a thing to worry about.

Additional menu printed on reverse side

an old hand at juggling water goblets and dessert plates, go through the whole procedure. She did very nicely, we're pleased to report, and expects to have one of her husband's "superiors" over soon—to the same dinner, for she knows that it works and that she can easily handle it.

If your dining table is quite small, you'll find a tea wagon or table a great convenience. You will also find that an oven dish solves a lot of problems because once you get it in the oven you can relax—it will stay hot indefinitely and look nice when you bring it in, and nearly everyone likes such a concoction. And remember that the main difference between a party and "just another couple in for dinner" is in the hostess' attitude. To make yours party style, set a pretty table (20¢ worth of yellow pompons and four tall yellow tapers in a row did the trick for us) and act like a lady of leisure whose only concern in life is that her guests enjoy themselves. Don't worry (out loud, anyway) about the food, children or anything.



2. Just before dinner she pours water, puts on butter and salad. Last come warm plates and food



3. Host puts his salad and butter plate on tea wagon, to make more room on the small dining table. Serves woman guest on right first



4. Hostess first removes dinner, salad plate of woman guest, then takes all but goblets and dessert silver. Wheels out to the kitchen

LEAFLETS TO HELP YOU
 Four \$1 dinners (3¢)
 Holiday Punches (3¢)
 Games To Keep Things Going (3¢)
 Vitamin Parade (6¢)
 Shrewder Buying Series (each 6¢)

1. Staples
2. Canned Goods
3. Meats

Dept. FJ, The American Home
 444 Madison Ave., New York City



5. The dessert and dessert plates are wheeled in, put at the host's left for him to serve, just as he served the main course of dinner



F. M. Demarest photographs

6. Or, if you have no tea wagon (or small table), you may bring in "served" desserts. First, the woman guest, then man, host, self



7. Coffee in the living room is pleasant and sociable. Hostess pours, asks guests about cream, sugar. Host hands cups to guests



"What are they... SUPER women?"



THESE WOMEN WHO BAKE those luscious, picture-book cakes so feathery-light, so fine-textured—cakes that walk away with all the praise and the prizes... how do they get 'em that good? "Why don't my cakes turn out that way?" you may ask. And don't think you can't find the answers—you can!



HOW TO BREAK THAT "NO, THANK YOU" HABIT! If you bake cakes, you probably use a special cake flour. Well—use a special baking powder, too. Use *Royal!* Royal has been the good cook's stand-by for more than four generations. You see—ordinary baking powder may be all right for ordinary baking. But light, moist, fine-textured cakes need a special leavening action to bring out the best in them. Use *Royal*—it's the special baking powder for cakes!

IMPORTANT!

The standard proportions for all cake recipes in *The Boston Cooking School Cook Book*—the most widely used cook book—are based on cream of tartar action! Royal is the only cream of tartar baking powder sold nationally—the good cook's favorite for more than four generations!

THE SPECIAL BAKING POWDER FOR CAKES..

Because it's made with wholesome cream of tartar, a product of rich, ripe grapes. Royal makes cakes with a soft, fine texture that keep moist and fresh and flavorful for days.



FREE! The Royal Cook Book. Write to Royal Baking Powder, Dept. A-1, 691 Washington Street, New York City. The sure way to fine cakes is Royal Recipes and Royal Baking Powder!

GUM TURPENTINE

APPROVED BY THE AMERICAN TURPENTINE FARMERS ASSOCIATION

LOOK FOR THE ATFA SEAL ON THE CAN

USE IT FOR THINNING PAINTS, VARNISHES, ENAMELS... FOR CLEANING WOODWORK, FURNITURE, BATHTUBS, ETC.



Buy it in the "handy can" at Hardware Stores, Paint Stores, Lumber Supply Dealers and Paint Departments of other stores. Smaller sizes at 5 & 10 cent Stores and Drug Stores.

AMERICAN TURPENTINE FARMERS ASSOCIATION COOPERATIVE
292 General Offices, Valdosta, Georgia

Burpee's GIANT Fluffy Ruffles PETUNIAS

Exquisitely ruffled and fringed, richly veined. Giant 6-inch blooms—lovely scarlets, copper colors, pinks, lavenders, etc., mixed—25¢ packet. Seeds postpaid for 10¢!

25¢
10¢

Burpee's Seed Catalog FREE

W. Atlee Burpee Co., 399 Burpee Bldg., Philadelphia

MEN & WOMEN

Hotel Positions

Train club and institutional field. Salaries up to \$1,500 to \$5,000 yearly, living often included. Previous experience proved unnecessary. Quality at home, in leisure time. National Placement Service FREE of extra charge. Write name and address in margin and mail this ad today for FREE Book. Check positions in which you're interested.

GOOD PAY

LUXURIOUS SURROUNDINGS

NATIONWIDE OPPORTUNITIES

Both for Those Past 40 and Younger Men and Women

() Manager () Steward
() Assistant Manager () Hostess
() Chief or Floor Clerk () Cashier
() Auditor () Housekeeper

LEWIS HOTEL TRAINING SCHOOL
(Now In Its 26th Year)
Room AB-7719 Washington, D. C.

READY CUT HOMES

\$763. and up. Freight paid. Save \$500 or more. 75 home plans to select from, including new features 1942 designs. All modern, practical, distinctive, complete. Simple plans for easy assembly. Includes all lumber, insulation, roofing, weather stripping, built-in features, attractive one-panel doors, five nails, summer hardware, garage, etc. varnish. Also, summer cottages, and plans for FHA financing. Information on request. For FHA financing requirements send 25 cents to Dept. Mill and cover mailing. Dept. International City, Mich.

NEW COLOR CATALOG FOR ONLY 25¢

INTERIOR DECORATION

Home Study Course

Period and Modern Styles. Color schemes. Draperies. All fundamentals. Practical. Authoritative. Send for catalogue 12-6. For N. Y. classes, send for catalogue 12-R.

N. Y. School of Interior Decoration
515 Madison Avenue • New York City



Sketch by Mary Swear

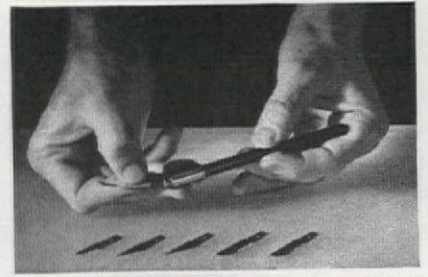
This Month's **BRIDGE PRIZES**

YOU do the psychic bidding . . . we'll pick your prizes. Like the demure Kiltie lass who hides a very new, swish, and young lipstick under her plaid, \$1. . . What gentleman winnah wouldn't have millions of things to do with this gadget and its five blades, \$1! Grand Prize! Lovely little hand-wrought pewter tricorned dish, and you automatically become a collector, \$3.75. . . Sweat shirts for tall glasses in gay colors come four in a box, \$1. . . Set of colored plastic match cases for \$1, which includes monogramming job. Happy rubbers!

Tussy Cosmetics

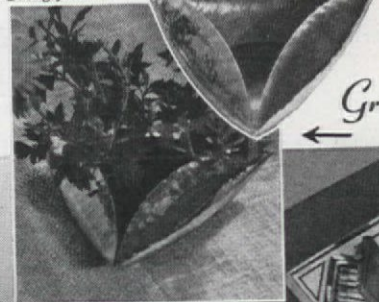


Hoffritz Cutlery



↑ For a lady

Georg Jensen



For a man


← Grand prize

Walter Crowell


Killinger Co.



Demarest photographs



Bonwit Teller



Ethel Page

Pennsylvania Dutch acetate mats make the conversation pieces above. 50c each

She doesn't have to be a strawberry blond to covet this Strawberry Spice sachet, as luscious as the fruit itself, \$1

Price 50c

SLIPCOVERS DRAPERIES BEDSPREADS

Make your own

A PRACTICAL, helpful all-year-round gift for every woman who wants a more beautiful home and intends to do something about it. This booklet is rich in original ideas for fashioning your own slipcovers, draperies, curtains, bedspreads, and dressing table draperies. The pages are profusely illustrated—Many in color.

Address: THE AMERICAN HOME
251 Fourth Avenue, N. Y. C.

These Greeting Cards



Sketch by Dorothy B. Porter

HELEN SLOAN STETSON

ANY day now Christmas will be over, and you'll be faced with what to do with the 134 cards you have received, bearing Yuletide greetings in one way or another. Counting the double-fold, engraved numbers from your big-shot friends, adding to that the Scottie dogs that come for a penny each, you figure that this array has set your friends back about five dollars. . . And you don't want to throw away five dollars' worth of gay little scraps of paper. I'll tell you right now what to do with them. Make them into books and send them to a children's hospital. Your Christmas cheer will last a lot longer.

First, make the book. This is elementary stuff. Just cut and fold into pages, bright cambric, bought at the dime store. Sew the pages together and after that it's entirely a matter of using your aesthetic sense and a pot of paste. Spread out the cards, setting aside any without names. You can use those next year yourself. You may be tempted to hold out a few Grant Wood's or Rockwell Kent's. You decide there must be something you can do with them. There isn't. Around Easter, you'll throw them away. Be brave right off and let the children enjoy Rockwell. They may appreciate art just as much as, if not more than, you do!

After eliminating all the ones that children wouldn't appreciate, you have left a selection ranging from doorways-framed-in-holly to Wise Men, with or without camels. Now arrange as to size and color and go to it. Suggestion: Don't put all the dogs on one page, scatter them through the whole booklet. Don't put comic strips with Wise Men. They frown on them. (Here's a grand place, too, to put all those anniversary, hope-you-get-well-soon, birthday greetings, that you've been hoarding for lo! these many years. So get them out into the open!)

When you see how the children in the wards welcome the work of your hands, you know you will never again wonder what you can do with greeting cards. To the last impertinent angel, there is a use for them!



"Dutch Treat" by the WESTERN PINES*

There's a new-pin neatness to this room reminiscent of Dutch Colonial fastidiousness. Notice particularly the simplicity of the knotty Western Pine paneling and the dainty little Dutch scallop around the fireplace facing.

One of the outstanding advantages of these soft-textured Western Pines is their adaptability to all kinds of interior treatments. And they're splendid for exterior uses as well—trim, sash, doors, screens and siding.

For structural strength and distinctive beauty, consider the Western Pines in building and remodeling. Send for your FREE copy of "Building Your Home"—a picture book for well-planned interiors. Western Pine Association, Dept. 159-F, Yeon Building, Portland, Oregon.

*Idaho White Pine *Ponderosa Pine *Sugar Pine

— THESE ARE THE WESTERN PINES —

TOMORROWS HOMES
will be
HOMASOTE
PRECISION-BUILT
HOMES
ANY SIZE—ANY TYPE—ANYWHERE
HOMASOTE COMPANY TRENTON, N. J.



WRITE FOR FREE KITCHEN PLAN BOOK
Beautifully illustrated with smart kitchens and handy accessories. State if you own your home, plan to build or modernize. Free plans and estimate.

Make Yours a Beautiful
Life-Lasting St. Charles Kitchen

● Whether you modernize or build, a scientifically-planned St. Charles custom-built Steel Kitchen will bring you extra joy and convenience—no waste space, no wasted steps. The gleaming "10-Test" finish of baked enamel assures life-lasting beauty—always easy to clean. Continuous work-tops leave no cracks or crevices—no place for dirt or vermin to hide. Cleverly-designed cabinets, drawers, racks and receptacles keep everything at your fingertips. The quiet, sound-deadened doors never swell, shrink, sag or stick—easy-operating drawer slides. Economical to own, convenient to buy on our EASY PAYMENT PLAN.
ST. CHARLES MANUFACTURING CO.
1614 Dean Street, St. Charles, Illinois

St. Charles CUSTOM BUILT **Steel Kitchens**

Start the
NEW YEAR
with our
BOOKLETS



"PARTY BEAUTY TIPS"

Tells how to get a little extra glamour—and who doesn't want to know that!



"VITAMIN PARADE"

You'll find exactly what you should know about your A B C's, etc.—all told in simplest form



"BRIDE'S BOOK"

Can you afford to get married? Encouraging advice for every prospective bride. Details of planning a wedding

6 CENTS EACH

THE AMERICAN HOME

Service Booklets

251 Fourth Avenue, N. Y. C.

Personal!



Sketches by June Swartz

There's something wrong with **E**veryone
—from 6 to 60!

ELIZABETH FENTON

UNLESS you were born to be a movie star in the Hedy Lamarr class, chances are there's something wrong with you. Maybe you have freckles, your nose is too big, you have to wear glasses, or your legs are not at their best in anything shorter than an evening dress. Well, at least you are not alone with your imperfection. Just look at that charmer you met the other night at Bill and Julie's—think now, wasn't she maybe just a little bit too indecisive about the chin or eyebrows?

I am not trying to promote a critical mass meeting, but rather to give you some good reasons for not letting a few imperfections make you self-conscious. In my experience literally hundreds of young girls and women have come to me for advice about how to cure or camouflage a structural defect. Actually, what they have needed most is a little psychological help, for they have magnified a small imperfection and made it an almost insurmountable mental hazard.

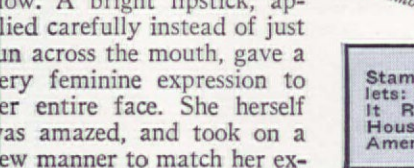
"She's lovely" are magic words indeed, but they have nothing to do with perfection. Flawless features do attract the eye, but they do not affect the heart. It takes that valuable ingredient of life, "touch" with the spirit of a fellow being, to make you really lovely—and if you are sure a person is focusing his gaze on your defect and are therefore self-conscious, you've lost your chance for deep affection. If you are thinking about a shortcoming while speaking to another person, it is as though you are behind a wall. You receive nothing, you give off nothing, you cannot be a truly sym-

pathetic and understanding person. How much more intelligent and human to realize that each person has his imperfection, perhaps more prominent than yours, and is looking to you for approval. He wants to be put at ease and assured that you are interested in him.

No matter what your defect, first do something definite about minimizing it, and then *forget it*. And by all means never call attention to a fault, especially in a jesting manner, for it is a sure sign that you are too conscious of it and that you are giving it an unfortunately large part in your personality. Some obvious imperfections are real grounds for trepidation, but in most cases science comes to our aid. For example, there is a cream that covers birthmarks, invented by a girl who had a large one on her cheek. She used her imperfection to build a career and to help others. Naturally such activity is better than idle brooding, for it opens new vistas and interests while helping to solve a practical problem for yourself or someone else.

Now most of us are not scientists—but neither do most of us have such serious imperfections. Freckles, for example, are far from uncommon, and while they may be engaging in the small, snappy type, they are a real problem if you are tall and slightly on the too large side.

One girl named Marion comes to mind as a "case history" who turned out to be a delightfully human and attractive person once we had fixed up the freckle trouble. She was the regulation healthy American girl type, tall and with golden brown hair. The fact that she had freckles (which she hated, to quote her exactly)



pression. After that, we started working on her clothes. I explained, for example, that prints are not good on most women who have freckles. You see, the pattern conflicts with the face! In other words, it's usually better to concentrate the pattern (freckles, curls, etc.) around the face and wear clear, solid-color dresses. Just that tip alone added style to her appearance.

There have been lots of other cases, too, and each one an interesting study in human nature as well as in physical appearance. Mrs. Goodson had suffered a compound fracture that had left a marked indentation in the front of her leg. She told me it made her self-conscious, and proved it by the fact that her eyes dropped down to her leg as she talked to me. We have written a Hollywood make-up man for a form to simulate flesh, and in the meantime Mrs. Goodson is trying to keep the mental hazard far in the background.

And so these real life stories go—the girl whose old glasses made her face too round but whose new ones add interest to her face; the woman whose height makes her queenly instead of round shouldered; the girl who now knows that bow-legs can be camouflaged with special attention to style of clothes, and manner of walking, standing, and sitting. It's just a matter of knowing how to help correct or "play down" what's wrong—and how to overcome that mental hazard.

made her keep herself in the "hail fellow well met" class—awkward and masculine for one of her size. We decided to try to "soften" her, and began with make-up. In order to camouflage the freckles and brighten the face, we used a light pink rouge and a baby powder. This changed her "tan" look to a wonderful glow. A bright lipstick, applied carefully instead of just an across the mouth, gave a very feminine expression to her entire face. She herself was amazed, and took on a new manner to match her ex-

Stamped envelope for one of these leaflets: "What's Wrong and How to Make It Right," "Daily Dozen About The House," "Party Beauty Tips." Dept. P, American Home, 444 Madison Ave., N. Y.

The Sun's a Friend
in **SAN-DIEGO**

Nature's always on best behavior, out here! Young and old alike she encourages with glowing weather—with pure, clear air—with flowers that never forget to blossom or birds to sing. She seems to want to make it easy on all of us... easy to live, to work, to have good times.

Why not join in? Even if you can't come to stay, come for a while. A few days or weeks here will do wonders for you, during the long critical months ahead!

FREE BOOKLET
Address Room A-12
San Diego-California Club

SAN-DIEGO
HELP US CELEBRATE -- AUG. 29 -- SEPT. 9
SAN DIEGO'S 400th ANNIVERSARY

Genuine "SIFT-CHINE" With Triple Screen
One Operation Sifts Flour Three Times

"SIFT-CHINE," the sensational flour sifter that foremost cooking authorities use, and so highly recommend. One hand holds and operates — "just squeeze the handle" — stir as you sift. A boon to better baking. No more scattering of flour. No more lumpy cakes or biscuits. Guaranteed by Good Housekeeping. Super quality—built to last for years. Highly polished finish with or without two encircling pastel bands of green, red, yellow or blue. 5 cup size, TRIPLE screen, one operation sifts flour three times, \$1.25; 6 cup size, DOUBLE screen, one operation sifts flour twice, \$1.00; 6 cup size, SINGLE screen, 75c; JUNIOR, 3 cup size, SINGLE screen only, 50c. Guaranteed satisfactory. At dealers or postpaid. Stamps accepted. * * * MEETS-A-NEED MFG. CO., 3047 Utah Street, Seattle, Washington.

Insist on a GENUINE "SIFT-CHINE" Flour Sifter
"Just squeeze the handle"

More Cellophane Envelopes for Your Menu Maker

When you need additional cellophane envelopes for your MENU MAKER recipe file, send us your order. We sell them as a service to our readers.

100 cellophane envelopes.....\$1.00
200 cellophane envelopes..... 1.75
300 cellophane envelopes..... 2.50

The AMERICAN HOME
251 Fourth Avenue New York, N. Y.

DOOR-EASE
Stainless
STICK LUBRICANT

EASES STICKING WINDOWS!

Use DOOR-EASE on windows, doors and drawers that bind or squeak. Apply like a crayon. Clean, weather-proof, long lasting! — American Grease Stick Co., Muskegon, Mich.

MANY USES IN EVERY HOME

10c in metallic container at 20-cent and auto accessory stores.

DOOR-EASE
STAINLESS STICK LUBRICANT

Life is Leisurely
in the **VALLEY of the SUN**

Come settle down for a season or forever in a land where winter fears to tread—in a land of sunshine, turquoise skies and a warm, kind, dry climate. Life is serene and joyous in this Valley of the Sun, and people are friendly and sincere. You'll delight in flower gardens that bloom the year-round, and lawns that remain constantly green. Good stores, excellent schools, and a twelve-month outdoor season make Phoenix, and the surrounding Valley towns, not only the ideal setting for a winter vacation, but for that permanent 'home-in-a-grove'. Come soon to this Valley of perpetual sunshine.

Winter Rates now in effect on Transcontinental Lines.

Phoenix Arizona
Valley of the Sun Club
316 Chamber of Commerce Bldg.
Please send new free illustrated literature and booklets

Name _____
Address _____
City _____ State _____

Burpee's Giant PANSIES
Largest, most beautiful, all colors mixed, 35¢ PKT. FREE with Burpee's Seed Catalog—send 3¢ stamp for postage.
W. Atlee Burpee Co., 396 Burpee Bldg., Philadelphia

Tucson
warm • dry • sunny •


Turn your back on winter worries under the soothing desert sun

Now...more than ever... you will enjoy a visit to Tucson. Our "winter" is just rounding into top form—a remarkable season of warm, golden days...velvet nights. It's the festive season, too. Diversions for every mood include Tucson's famed midwinter rodeo. Write today for free information.

TUCSON Sunshine CLIMATE CLUB
4153 D Rialto, TUCSON, Arizona
* Please send me your free descriptive booklet.

NAME _____
ADDRESS _____

FOOD



Ewing Galloway

THE WORLD is hungry and battling for Peace and Freedom. But those blessings can be neither attained nor enjoyed without the driving power of human health and vigor—and that means there must be FOOD. The 15% increased farm production goal set by the United States Department of Agriculture for 1942 has a three-fold purpose: First, to develop better food habits and insure better nutrition for American people; as a nation, we have not been feeding ourselves adequately and intelligently. Second, to provide vast quantities of vital foodstuffs for the nations that are fighting the common battle against aggression. Third, to meet relief and emergency requirements and build up reserves against future needs. Primarily that is, of course, a farm program. But it concerns every last one of us. And many of us—many of you owners of small homes—can play an important part in it. So—



LET'S THINK ABOUT FOOD GARDENS . . .

1. They yield fresh vegetables and fruits—both essential factors in an effective, balanced diet.
2. Surplus products can always be distributed locally to the needy, or dried, preserved or stored for future use.
3. They can thus lessen the demand for canned and otherwise processed products that involve the use of metals and other defense materials.
4. They can thus release at least some farm labor and some transportation facilities needed in connection with defense operations.
5. Garden work is an enjoyable recreation and an unexcelled builder-up of both physical health and human morale. It's fun—and it pays.
6. Food gardens offer a perfect solution for the problem of how to utilize *and improve* idle, waste land in rural and suburban regions.

BUT—in planning for your food gardens . . .



DON'T give way to the sort of war-garden hysteria that broke out during the last World War.

DON'T sacrifice established lawns, flower gardens, parks, golf courses, etc. The need for that is not here; may never be. Abundant, suitable land is still available, and the need for beauty in our lives is greater than ever.

Arthur Schaffert, sketches

★ **DON'T** try to cultivate more ground than you can care for well; nor try to grow more kinds of crops than can be grown successfully and economically in your locality, soil, climate, etc.

★ **DON'T** start a food garden, have the soil prepared, spend money for seed and supplies—and then neglect and abandon it.

★ **DON'T** let *anything* go to waste in your garden; if you cannot use part of a crop, see that someone else gets it. If it isn't needed as human food, it can still be used to feed some useful domestic animal.

★ **DON'T** burn up vegetable refuse—leaves, pods, vines, etc. Add it to the compost heap where it will change to humus and plant food.

Beyond all emergency plans for more food production looms the vision of Claude R. Wickard, our Secretary of Agriculture

~ "A Country With Enough for Everyone to Eat"

Gardens for the Duration!



Ewing Galloway

PLAN TO HAVE A FOOD GARDEN IF—

It can receive sunlight for at least half the day.
Weeds or grass grow well, showing that the soil is good.
It can and will be well cared for throughout the season.
Good use can and will be made of everything it produces.

DON'T START A FOOD GARDEN IF—

The land is liable to wash or be overflowed.
The area is closely surrounded by trees or tall hedges.
The soil is a few inches thick above rock or rubbish fill.
There are many near-by sources of a variety of vegetables and fruits. In that case, you might better devote yourself to more ornamental gardening.



National Garden Bureau

OUTLINE OF YOUR FOOD GARDEN SCHEDULE

Late winter and very early spring: Select the plot you are going to use, either on your own land or as part of a community project. Clear it of rubbish, weed trees, etc., and, if necessary, build a fence around it to keep out wandering animals and all other unwelcome visitors.



When the frost leaves the ground: Prepare the soil. First, dress it with rotted manure, peat moss or other humus-forming material to make it mellow and friable. Second, dig or plow it deeply—but *not* while it is wet. Third, apply a standard, balanced, complete plant food to supply additional, available fertility. Then rake or harrow thoroughly to put the soil in good tilth for planting. (In many cases a dressing of ground limestone raked in ahead of the fertilizer will help.)

When the ground begins to warm up: Start planting. (a) Sow seed of hardy sorts that can stand cool weather or that need a long growing season. (b) Set out plants of semi-hardy sorts that have been grown from seeds started indoors, in hotbeds or in greenhouses, and gradually hardened off. You can grow these yourself or buy them at a local seed store or greenhouse. Set out fruits, such as strawberries, grapes, currants and all kinds of tree fruits, just as soon as they can be obtained.



FOR CROPS TO GROW, SEE PAGE 50

Throughout the growing season: Give your crops the care they deserve. This means: (a) *Cultivate* or stir the soil around them, especially as soon as it dries after a rain and, anyway, every fortnight or so; do this to keep down weeds and conserve moisture. (b) *Water* when necessary on account of extended droughts or successive plantings. (c) *Protect* against unfavorable weather, such as late spring and early fall frosts; also, at all times, against insect pests and plant diseases. Know what troubles to expect; keep on hand adequate equipment for repelling, destroying or controlling them; and when treatment is needed, apply sprays, dusts, etc., promptly and thoroughly.



As the season advances: Start harvesting the fruits of your efforts. Home-grown fruits and vegetables are superior because they can be left on the plants to attain maximum edible maturity; because they can be used while really fresh, at the height of their quality and delicacy. Whenever possible use young vegetables—beans, beets, lettuce, etc. If you cannot use all of a crop when it is ready, arrange to can or otherwise preserve it while at its best. Plant slow-growing, late or main-season varieties for autumn harvesting and winter storage.

When the harvest season ends: Clean up the garden; save stakes, trellises, markers; put on compost heap all healthy plant refuse, but burn everything that might harbor disease or insects; cut and burn all weeds; loosen the soil of any vacant spaces and sow a winter cover crop, like rye.

FOOD GARDEN MATERIALS



PLANTS:

TO MAKE a garden you will need: SEEDS—of most of the annual crops, as beans, peas, beets, lettuce, corn, etc.; BULBS or TUBERS, in the case of potatoes, onion "sets," Jerusalem artichokes, etc.; and PLANTS of all tender vegetables that must be started indoors in advance of the planting season; and of long-standing perennials, such as asparagus, rhubarb, strawberries; and of bush, vine and tree fruits—raspberries, currants, grapes, apples, plums, quinces, pears, and so on, as your space permits. Send for several good seed and nursery catalogues and pick the best of your local seedsmen and greenhouse for friends and advisers.

TOOLS AND SUPPLIES: For a small garden get first: A spading fork, steel-tooth rake, spade (or shovel as you prefer), common hoe, hand cultivators of the scuffle-hoe and claw or finger types, trowel, watering can, garden line, stakes and labels and a yardstick (or mark your rake handle in feet and fractions). As you progress, add wheelbarrow (preferably rubber-tired), hose, pruning knife or shears, heart-shaped (Warren) hoe, more cultivators, and a wheel hoe. Also a sturdy brass sprayer (not less than 1-qt. capacity) and a good dust gun. Of well-rotted manure or compost, get all you can—a cubic yard for 800 sq. ft. of ground would be fine. Of a good plant food (say 5-10-5 analysis), 50 or 100 lbs.; of ground limestone, 50 lbs. Consult your dealer about a season's supply of reliable spray and dust materials for controlling any insect pests and diseases that come along.



ACCESSORIES: For an early indoor start with seeds, provide small boxes or "flats" of light soil or sand that can be kept in a sunny window; or a hotbed (enclosed seedbed warmed by fermenting stable manure, where obtainable, or a lead-covered electric heating cable). This needs glass sash early in the season and a slat or cloth shade cover for hot weather. Peas, tomatoes, vine crops, and bramble fruits need supports—twiggy branches, stakes, wires, laths, or other devices. Waxed paper tents or glass plant forcers protect early crops from cold and pests. A pit or corner space for a compost heap (of old sods, vegetable and table waste—free of glass and metal) is convenient and invaluable for soil building. And here are some extra tip-offs: Regular attention makes for the most successful garden; once you let the work get ahead of you, it's hard to catch up. Over-crowded plants are poor producers; "Stand back, please—give 'em air!" The first bug is the signal for immediate action, lest he be reinforced by hundreds. All crops like all the sun they can get while growing.



THE MUST CROPS

THESE crops belong in the average small garden. They are easy to care for, productive, reliable, valuable in the diet. BEANS: two bush types, green pod (snap), yellow pod (wax); limas, bush or pole, if room; and cranberry or true pole beans, ditto. CABBAGE: early and late, smooth and Savoy varieties; also for fall only, Chinese cabbage, crisp, delicate, for salads. SWISS CHARD: use stalks and leaves. LETTUCE: make several sowings of varieties to fit the seasons. ONIONS: grow them from seed for economy, but from sets to save time and labor and for early green "scallions." SWEET PEPPERS: 3 to 6 plants will give enough for salads, pickling and garnishing. RHUBARB: valuable spring fruit-vegetable; put 10 plants in a corner for years of results. ROOT CROPS: beets, carrots, kohlrabi, parsnips, radishes, salsify, and turnips; easy to grow. Sow beets, carrots, radishes, kohlrabi, turnips frequently and use while small: others need long growing seasons.



THE BETTER NOT CROPS

DESIRABLE as food, but require special conditions, intensive care, or too much space to fit into the average small garden. Use your own judgment. CORN: needs space and a long season, but it is fine fresh picked! CAULIFLOWER, CELERY: fussy; need cool weather and much moisture. PEAS: yield is small for time and space needed, unless early planting can be used and followed by some late crop. POTATOES: usually abundant and good in market; take large space all season; sweet potatoes the same, and best only in South. CUCUMBERS, MELONS, SQUASH, PUMPKINS: only where space is abundant or vines can be grown vertically on trellises with larger fruits supported in slings to prevent their weight from breaking the stems before they are ripe.



REGIONAL VARIATIONS: Many conditions influence garden operations and choice of crops. Northern latitudes and high elevations mean later spring planting dates, shorter growing season. Light, well-drained soils are earlier than heavy, stiff clays but suffer more in droughts. Gentle southeasterly slopes near large bodies of water, which moderate temperatures, especially favorable. Study special crop adaptabilities: okra, collards, mustard greens, sweet potatoes are best for South; lettuce, kale, cauliflower, Brussels sprouts, parsnips, salsify, spinach are essentially Northern crops. Get from Weather Bureau local data on normal frost-free season. SPINACH: regular type for cool regions, New Zealand for hot. TOMATOES: tender, set out 6 to 10 plants that have been grown under cover.

FRUITS & FLOWERS for Your Pleasure & Profit

8 ROSES \$2
All Everblooming No. 1. Each different. All labeled.

12 SHRUBS \$2
Branched, well-rooted 2 Yr. 1-1½ Feet blooming age. Each different, and labeled.

10 PHLOX \$1.50
The large-flowering, hardy garden type. Each different. Labeled. Bloom this year.

25 HARDY HEDGE \$1
Northern Privet. All large. 1½-2 Feet well-branched. (Prices not prepaid)

10 PEACH TREES \$1
Each different, and labeled. Freestone varieties. 2-3 Ft. All hardy. Well branched.

20 BRIDAL WREATH \$1
Branched 1-1½ Feet 2 Year Well-rooted specimens.

FREE TO HOME OWNERS:
Emlong's catalog shows all worthwhile HARDY FRUIT & SHADE TREES, SHRUBS, HEDGES, VINES, ROSES, FRUIT PLANTS, PERENNIAL FLOWERS. Grown in the great northern fruit belt. GUARANTEED PERENNIAL. WRITE FOR YOUR COPY TODAY—Big Discounts for Early Orders.

EMLONG'S (750 ACRES) NURSERY
Square Dealing
BOX 10 STEVENSVILLE, MICHIGAN

BLUEBERRIES A PROFITABLE ORNAMENTAL
Be the first to raise CULTIVATED BLUEBERRIES. The coming sensation. Very ornamental. Exquisite white blossoms; leaves change from green to red; grow 6 ft. tall. Eat delicious jumbo sized berries with cream. Two to four bushes will supply average family with mouth-watering blueberry pies all season. Big money-maker for planters. Sell from 10c to 75c a quart. Fully described in our catalog of over 100 real bargains in plants, trees and shrubs. Write now. Ackerman Nurseries, 22 Lake St., Bridgman, Mich.

Burpee's Super Giant ZINNIAS
Largest of all Zinnias, the loveliest colors, rare and unusual; many 2-tone and 3-tone. Some like dahlias, some curled like chrysanthemums. 30 Seeds \$1.00 Seed Catalog FREE.

W. Atlee Burpee Co., 401 Burpee Bldg., Philadelphia

Stahelin's BERRIES
New, popular heavy bearing varieties featured in our big 1942 colored catalog: Blueberries, Raspberries, Boysenberries, Strawberries, Fruit Trees, Ornamental Shrubs, Evergreens, and new Paradise Asparagus. Stock guaranteed. Northern grown. Approved by State Plant Inspectors. Write for FREE illustrated catalog today.

Stahelin's Nursery, Box 12, Bridgman, Mich.

DWARF FRUIT TREES
Many of them bear fruit the first year planted. Write for free catalog.

STERN'S NURSERIES, Dept. A, Geneva, N. Y.

STANDARD GARDEN AND SMALL FARM TRACTORS
Powerful Gas Tractors for Small Farms, Gardeners, Florists, Nurseries, Fruit Growers, Poultrymen.

1 & 2 Cylinders
High Wheels, Rubber or Steel Tires. Walk or Ride.

Do Best Work—Free Catalog

STANDARD ENGINE CO.
Minneapolis, Minn. New York, N.Y. Philadelphia, Pa.
3242 Como Av. 601-29 West 25 St. 1914-11 Fairmount

I WANT EVERY READER of this Paper to have a copy of MY BIG 1942 CATALOG

Largest Seed and Nursery Catalog, 650 illustrations; 60 in color. For 72 years leading American Seed Catalog. Good seeds cheap. None better at any price 500,000 customers save money annually buying seeds from me, a grower.

FREE SPECIAL TRIAL OFFER
125 Seeds of My New Sensation Tomato "King of the Early's," big solid, scarlet fruit; disease resistant, heavy yielding, or 150 seeds of my Peerless Cabbage, average weight 5 lbs. Send 3c stamp to cover postage for either one, or 5c for both special offers. Catalog Free.

R. H. SHUMWAY SEEDSMAN
BOX 300 ROCKFORD, ILL. Est. 1870

CREDIT Given on FRUIT TREES, SHRUBS VINES, BULBS, Etc.

Small down payment books order. Easy terms on balance. Apple & Peach trees, low as 5c. Grapevines 3c. Ornamental shrubs 10c, Evergreens 25c. Garden Seed and Vegetable Plants. Write for FREE Catalog and bargain prices.

BENTON COUNTY NURSERY, Box 633, Rogers, Ark.

ORNAMENTAL FRUITS

SCARFF'S Edible Fruits for Ornamental planting — for Utility and Striking Beauty in your landscape planting Large cultivated Blueberries, Junaberries, Persimmons, Bush Cherries, Registered Raspberries, Dwarf Fruit and Hardy Nut Trees. Also many NEW and RARE SHRUBS. Winter Flowering Witch Hazel, Ever-blooming Lilac. Catalog and Cultural Guide FREE.

W. N. SCARFF'S SONS Box 9 New Carlisle, Ohio

MASTERS "HANDI-CART"
"Successor to the Wheelbarrow"
It's like a giant dust pan—it tips down ready for you to shovel, rake or sweep a load into it without back-breaking labor. Carries up to 300 lbs. BUILT TO GIVE YOU YEARS OF SERVICE.

2½ cu. ft. size \$5.25; 3¾ cu. ft. \$7.25. F.O.B. Factory. If your dealer cannot supply, order direct. DEALERS WANTED.

Pat. No. 2249019

MASTERS PLANTER CO.
Masters Bldg., Dept. 27, Benton Harbor, Mich.

Make FRUIT Profits Quick!

Bearing Age Plants Yield in 60 Days
Have plenty of fruit to eat and sell this year. Send for these fruit plants ready to bear first season. Blueberries, boysenberries, strawberries, raspberries, apples, peaches. Full line of fruit & shade trees. NEW, rare varieties. FREE color catalog of shrubs, roses, evergreens, seeds & flowers. 20% discount on early orders. Money saving prices. Satisfaction guaranteed. WRITE today!

SOUTH MICHIGAN NURSERY, Dept. E-1, New Buffalo, Mich.

NOTICE:—With reference to plant and nursery stock advertising in The American Home, it is to be understood that unless otherwise stated in the advertisement the buyer is to pay transportation charges.

SAVE MONEY ON QUALITY ROSES

45 HARDY, TOP-NOTCH VARIETIES
Low prices on choicest roses. Grown in Pacific Northwest—extremely vigorous. Selected two-year bushes ready to bloom. Gorgeous colors. Guaranteed True-Name. Send for FREE bargain 1942 catalog of trees, fruits, shrubs, evergreens, perennials. Lowest Prices. Quality assured. 33rd year. WHITE NOW.

FREE CATALOG

THE WHITTEN NURSERIES, Box 111, Bridgman, Mich.

THE "PERHAPS" CROPS



TO BE grown if they are especially liked and conditions are favorable. ASPARAGUS: welcome spring delicacy; requires permanent space and three years' initial delay, but minimum care thereafter. BROCCOLI, BRUSSELS SPROUTS: both more



assy than related cabbage, but hardy; yield continues even after snowfall. COLLARDS, MUSTARD GREENS: standbys in South, but not for Northern gardens or delicate tastes. KALE: on the contrary, suitable only as winter crop in South. EGGPLANT: needs long, hot summer, but four plants will supply a family. ENDIVE: pleasant variation from lettuce but needs more care and blanching to be at its best. LEEK: delicately onion-like, but needs deep, rich, moist soil. OKRA: distinctly hot weather crop, good for soups and stews; plant ornamental in flower. SQUASH: summer bush types, yellow and green-fruited, valuable, prolific if plants can be allowed one square yard each and protected against insects and diseases they spread. HERBS, in variety: for culinary seasoning, aromatic dried products, garishing and general interest. Parsley and chives especially, easy to grow and useful in many ways. Watercress worth while if constant water supply is available. ARTICHOKEs: two kinds—Jerusalem, a sunflower with edible tubers, needs space but no care; may become a pest. French, large, tender, ornamental, whistle-like; buds the edible part. FRUITs: highly desirable if space can be provided over the years. Strawberries most practicable, though grapes, raspberries, blackberries, and trained dwarf apples, peaches, pears (espaliers) can be grown on bordering fences or trellises. Currants and gooseberries grow large and bushy. All fruits need some pruning and spraying season by season. Why not make fruit trees part of the ornamental home planting and enjoy the crops they will yield as a bonus?



WHERE TO GET AID AND ADVICE: THE AMERICAN HOME, of course, be glad to help whenever it can. But conditions vary so widely that expert advice from nearby is usually most valuable. Try these sources: Local garden clubs and garden centers. Libraries and nature study teachers for references to garden books, magazines, etc. In suburban and rural communities, county agricultural agents (ask local postmaster) and 4H Club leaders. State agricultural colleges and experiment stations, for free publications and Extension Service aid. Write the Superintendent of Documents, Government Printing Office, Washington, D. C., for price lists of Department of Agriculture publications, such as Farmers Bulletins 1044 (The City Home Garden) and 1371 (Diseases and Insects of Garden Vegetables), each 10 cents in coin. Get to know experienced, successful gardeners in the neighborhood and study their methods with an eye to improving your own.



Hobart

STRAWBERRIES WAYZATA MASTODON
Bear in 60 to 90 days. Also GEM, Premier, Catskill, Grand Champion and all standard and many other latest varieties.

GIANT BLUEBERRY GUARANTEED TO START
"No more failures." Black, Red, Yellow, Purple Raspberries, Dewberries, Grapes. All one year and large bearing size.

NEW THORNLESS BOYSENBERRY
Also MAMMOTH BOYSENBERRY. Bargain prices on SUPER-SIZE Fruit Trees, Shrubs, Roses. All Hardy NORTHERN GROWN stock. Large color catalog sent FREE.

WESTHAUSER NURSERIES, BOX 39, SAWYER, MICH.

Dreer's 1942 GARDEN BOOK free
A Complete Guide to the successful Flower and Vegetable Garden—offering the BEST in Seeds, Plants and Bulbs. All the Latest Novelties. Attractive Prices. Many special offers. Sent Free.

HENRY A. DREER, Inc.
100 Dreer Bldg., Phila.

KELLY'S Certified TREES
SHRUBS - VINES - ROSES
New Dwarf Trees—Trained Espaliers. Best fruit trees, apples, pears, plums, peaches, cherries. Also boysenberries, blueberries and grapes. Perennials, roses and shrubs—all at low prices. Money back guarantee. Our 62nd year.

Send for FREE Book of Bargains

KELLY BROS. NURSERIES
330 Maple St., Dansville, N. Y.

30 EVERGREENS
Extra big heavy 8-10 inch seedlings. 3 best varieties—10 Norway Spruce, 10 Scotch Pine, 10 American Arbor-Vitae. Free evergreen circular and catalog sent on request.

Berry Seed Co., Box 6121, Clarinda, Iowa

ORNAMENTALS
TREES—SHRUBS—VINES—SEEDS
Get our new 1942 free big illustrated catalog. Complete plantings for farm or city lots.

OUR 49TH YEAR
Newest varieties fruit trees, berry plants, shrubs, bulbs or seeds. Write today.

ALLEN'S NURSERY & SEED HOUSE
Box 28 Geneva, Ohio

Burpee's Finest VEGETABLES
Send for these 5—Burpee's best Radish, Carrot, Beet, Lettuce and Bush Squash, all 5 10c-Pkts. for just 10c.

Burpee's Complete Vegetable Garden—15 Pkts. in all Bush Beans (1 green, 1 wax), Lima Bean, Carrot, Chard, Sweet Corn, Cucumber, Lettuce, Onion, Parsley, 2 Radishes, Beet, Squash, Turnip (value \$1.50).... \$1

SEED CATALOG FREE
All best flowers and vegetables. Have a garden, grow more food.

W. Atlee Burpee Co.
400 Burpee Building, Philadelphia

Send 5 Pkts. Vegetables for 10c.
 Send Veg. Garden, 15 Pkts. \$1.
 Send Burpee's Seed Catalog Free.

Name.....
Address.....

FREE ROSE BOOK
"ROSES OF NEW CASTLE"
46th Edition, printed in exquisite colors, tells how to grow these roses, and many other flowers. Contains a wealth of information. Beginners ought not be without this book. Low prices. Write for copy. It's FREE.

HELLER BROS. CO., Box H, New Castle, Ind.

ASTER SURVIVOR
NEW FOR '42
Hardy Fall Blooming Aster received award of Merit at Massachusetts Horticultural Society. Beautiful large rose pink flowers. In bloom two weeks longer than other Asters. Excellent for cutting.

Our 1942 large colored catalog lists the most popular new varieties and a complete assortment of other varieties of Roses, Shrubs, Perennials, Evergreens, Vines, Hedges, Fruit Trees and Small Fruits.

We save you money on our home grown, weather tested stock and offer free landscape service. Our 88th Year.

MALONEY BROS. NURSERY CO., Inc.
26 MAIN ST. DANSVILLE, N. Y.

MALONEY CATALOG FREE

House plants thrive on this easy feeding

VIGORO TABLETS

See what marvelous potted plants and flowers you can grow with Vigoro Tablets. Like famous Vigoro but in handy new form. If your dealer hasn't them yet, send only 10¢ (the retail price) and your name and address to Swift & Company, Fertilizer Works, Chicago.

VIGORO Tablets
BY THE MAKERS OF VIGORO, FAMOUS PLANT FOOD

Grow Plenty FRUIT in Your Garden of Luscious

MAKE BIG PROFITS
Raise delicious, sweet-as-sugar RASPBERRIES, blueberries, blackberries, new THORNLESS boysenberries, apples, cherries, peaches, plums, pears and grapes. Heavy bearing, very tasty. Send for FREE BARGAIN 1942 catalog. Trees, fruits, shrubs, evergreens. Lowest Prices. Quality Assured. Write NOW.

FREE CATALOG
THE WHITTEN NURSERIES, Box 112, Bridgman, Mich.

Azaleamum

600 BLOOMS

FIRST YEAR—1500 2ND YEAR
KELLOGG'S SENSATIONAL
FLOWER GARDEN NOVELTY!

3 MONTHS' GORGEOUS BLOOMING THIS YEAR!

Nothing like Azaleamum. Grows to bush-size first year, with 600 or more blooms each 2" across, from August until frost. Azaleamum is truly a garden in itself year after year. Hardy, easy to grow. Now in 6 brilliant colors: White, pink, bronze, red, yellow, variegated. Supply limited. Send today for big, new Kellogg catalog showing Azaleamum, other latest, best novelties and old favorites. It's FREE, write TODAY!

**R. M. KELLOGG COMPANY, BOX 620
Three Rivers, Michigan**




10 ZYR. OLD FIELD GROWN ROSES for \$1

FREE CATALOG!

Get 10 strong, guaranteed satisfactory, 2-year-old, field-grown rose bushes at direct-from-the-grower prices: Send only \$1.00 today for: 1 Red Radiance, 1 Pink Radiance, 2 Tallman (gold, red), 2 Ami Quinard (blackish red), 2 Luxembourg (yellow), 2 Pres. Hoover (red, gold). All hardy, Department of Agriculture inspected plants. Will bloom next spring. Order Collection No. 103, Naughton Farms, Inc., Dept. 6-A, Waxahachie, Texas.

Satisfaction Guaranteed!
If not entirely satisfied, notify us in five days for full refund with new roses. We MUST satisfy you!



PLANT A GARDEN FOR DEFENSE!

Vaughan's

250 FLOWERS IN COLOR FREE!

MOST BEAUTIFUL SEED CATALOG

Flowers to cheer the spirit, and protective foods for maximum family health, will make your garden a defense asset. Vaughan's 1942 "Gardening Illustrated" pictures, describes, prices all the vitamin-rich, table-quality vegetables, 2240 annual and perennial flowers. Cultural data. Bargains. Catalogue mailed anywhere in U.S.A. FREE Special for 1942. Famous Unwin dahlias, grown from seed as easily as zinnias, bear double 3-inch flowers in 60 days; red, orange, yellow, maroon, pink. Send 10 cents for packet with catalogue.

**VAUGHAN'S SEED STORE, Dept. 147
10 W. Randolph St., Chicago, or 47 Barclay St., N. Y. C.**



Burpee's Giant SWEET PEAS

Red, White and Blue 3PKTS. 10¢

A patriotic planting waving in your garden like the flag in the breeze. 3 10¢-pkts., 1 of each, postpaid for 10¢. Burpee's Seed Catalog FREE—all best flowers and vegetables—write today.

W. Atlee Burpee Co., 402 Burpee Bldg., Philadelphia



SPRING FLOWERS THAT ARE DIFFERENT

Our New Illustrated Catalog describes the more unusual flowers, nearly 3000 of them, with directions for growing. Ask for your copy.

REX. D. PEARCE, Dept. E, Moorestown, N. J.

SHRUBS and EVERGREENS

Save on Field-Grown, Healthy Stock

Add charm to your home and grounds with choicest evergreens and colorful shrubs. Sturdy, healthy, well-developed and rooted. An amazing selection of all varieties ideal for home planting. Get our 1942 Bargain Catalog of trees, fruits, ornamentals, roses. LOWEST PRICES. Quality assured. 53rd year. Write for FREE CATALOG today for your copy of

THE WHITTEN NURSERIES, Box 110, Bridgman, Mich.



AMAZING VARIETIES! LOW PRICES!

Save on Field-Grown, Healthy Stock

Add charm to your home and grounds with choicest evergreens and colorful shrubs. Sturdy, healthy, well-developed and rooted. An amazing selection of all varieties ideal for home planting. Get our 1942 Bargain Catalog of trees, fruits, ornamentals, roses. LOWEST PRICES. Quality assured. 53rd year. Write for FREE CATALOG today for your copy of

THE WHITTEN NURSERIES, Box 110, Bridgman, Mich.



You can learn INDOOR GARDENING this easy way!

Every lover of house plants will welcome American Home's BOOK OF INDOOR GARDENING! In its 104 step-by-step illustrated pages you will find specific instruction on the selection, nurturing and care of all kinds of indoor plants—with expert articles on greenhouses, hotbeds, terrariums, dish gardening, seed boxes, flats and flower arrangement.

ONLY 50 CENTS

Send for a copy TODAY. Simply mail a 50c remittance directly to:

The American Home, 251 Fourth Ave., N. Y.

THE FINEST GARDENS

can be grown only by using the best seeds. Jung's Seeds, Plants and Shrubs are of the highest quality yet reasonable in price. With us it's Quality.

FREE Our Catalog of Seeds, Plants, Shrubs, including Coupon for Rare Premium.

J. W. JUNG SEED CO., Dept. 3, Randolph, Wis.

Free "What, When, Where and How to Plant"

4 BABY EVERGREENS \$7.00

guaranteed expensive variety. All plants guaranteed and in one new lowest price. All plants guaranteed highest quality. Write today. For early orders, Write Today!

Springhill Nurseries, Box A-121, Tipp City, Ohio

FOR YOUR COPY OF THIS CATALOG

New, Glorious PETUNIAS

3-25¢ Packets Regular 75¢ Value 10¢

This remarkable offer is made to prove the superior quality of our Pure Best Seed.

One 25¢ packet each of

TOPAZ ROSE: Fiery rose, satiny throat.
CELESTIAL ROSE: Beautiful rich, tawny rose.
HOLLYWOOD STAR: Deep rose, amber throat, 5-pointed bloom. Send 10¢ for this great 75¢ value, and Condon's 1942 Seed and Nursery Catalog FREE or postal for Catalog alone.

CONDON BROS. SEEDSMEN Box 100, Rockford, Illinois



World's Largest LEMONS

Lemons Weigh 1 to 3 lbs. Also Dwarf Oranges

Here, at last are two of the most unique and useful indoor plants ever offered. Both plants have large, beautiful, waxy white, fragrant blossoms. Then, imagine it—the thrill of picking and using mammoth high quality Lemons, often weighing 1 to 3 lbs. One lemon enough for several pies. Dwarf Oranges are delicious. More fully described in our catalog of over 100 bargains in plants, trees, and shrubs. Write today for your free copy.

Ackerman Nurseries, 41 Lake St, Bridgman, Mich.

PARADE OF MODERN Roses



NEW FOR 1942

These two outstanding Hybrid Teas lead the Parade. Many more—the new King Midas yellow climber Floribundas, all the favorites of the Festival of Roses—are ready for your garden next spring. We send prepaid.

SPUN GOLD

Pure lustrous gold, high-centered, perfect form. From McGredy in Ireland. Prolific, with almost thornless stems. (Plant Pat. 495) Intro. price: \$1.50 each; 3 for \$3.75.



ROSE CATALOG Free

Write today for your free Jackson & Perkins Catalog showing the world's finest Roses, all in color, direct from the Rose Capital of America.

Modern Perennials, too New Giant Delphinium, Phlox, etc.—sensational J. & P. white Butterfly Bush, Dwarf Apples, etc.

Jackson & Perkins Co.
World's Largest Rose Growers
151 Rose Lane NEWARK, NEW YORK



FOOD GARDEN MAKING METHODS

SOIL PREPARATION: Dig deep (8-10 in.) as early as season permits, burying all manure and surface growth, breaking clods. Spread lime (if needed) and fertilizer on rough surface, rake and re-rake to fine, level, uniform condition. **SOWING:** Outdoors, fit depth of furrow to size of seed, but deeper in light, loose soil; strew seed evenly, not thickly, to simplify later thinning; cover lightly and firm soil with board or by treading. Indoors, sow in boxes 3 in. deep on surface of sandy soil, washed sand or half inch of ground sphagnum moss on soil layer; press seed in or barely cover; water with misty spray; cover with glass pane or damp newspaper until seedlings show; keep in light place and steady, mild temperature. **PLANTING:** Using home grown or bought plants, keep soil around roots moist; trim off half of large leaves; set in soil, fill hole with water, then with soil, and firm; shade for two days in hot weather. **WEEDING:** Start early; never let up.



In thinning crowded seedlings, replant excess carefully in other rows or use lettuce, beets, etc., if large enough. **CULTIVATING:** Do this often enough to keep surface inch loose and dusty, but never while soil is wet, sticky; avoid damaging shallow-rooted crops; stop when adjacent rows meet. **WATERING:** Avoid if possible and depend on cultivation to conserve moisture; if necessary, soak soil well weekly, cultivating as soon afterward as crust forms. **PROTECTION:** Know what enemies to watch for and use appropriate measures (sprays or dusts) promptly, thoroughly, as often as necessary. Don't use poisons on leaf or fruit crops except in early stages. Keep garden clean and "sanitary" to forestall attacks, and keep crops healthy, vigorous and resistant. **HARVESTING:** Use crops as soon as fit; make repeated pickings as needed. When an early crop is finished, clear, fertilize, dig and fit soil, and plant a successor. Don't waste soil fertility, seed, or your garden products.



IDEA!

DO YOU like to toast other things besides your shins before an open fire! Does your olfactory sense tingle at the tantalizing smell of food cooking over an open fire? Then the reflector oven is for you to enjoy. You can bake such biscuits as dreams are made of, right before your guests' eyes. This simple device stands before a *high* and *bright* fire. Its roof slants down, the bottom up, and it's made of shiny tin or aluminum. Heat from the fire is reflected evenly onto the biscuit dough, or what have you, on the wire shelf in the middle. You can buy one or you can do what your grandparents, and great grandparents did . . . make one. Just take a large square tin oil can, cut it with tin shears, lace it together with wire, through holes punched with an ice pick. A pot of honey, a jug of tea, and biscuits, baking beside me in the fireplace, ah! tea time is paradise now!—EMILY LLOYD

Gerald Young

DIDN'T find the Little Red Schoolhouse I once attended, when I hurried through my work the other day and went to school. The school I entered occupied a city block and it was sand-colored brick. I don't think the poetical complexion was "red" either.

All these years, I had been allergic to visiting schools. The days of my teaching in a rural district did this to me. In the slack winter season the farmers' wives spent a lot of time visiting in the school, for diversion! Much as they would be calling! And they brought their lunch. Maybe it was a picnic for the mothers of my pupils, but not for me. After teaching all day long, day after day with a row of those good ladies sitting in the back seats, I vowed that never, never would I be a visiting mother, so help me!


In the course of time, however, I became a mother not once, but five times, and the youngsters were beginning to present little problems at home. I realized that though I had been a teacher, maybe my tactics were growing stale. Maybe I could pick up some of the answers at school. So here I was, about to darken the schoolroom door not only as a mother, but a visiting one at that. How time can dull the sharpest determination!

So I shook off the pieces of my hattered vows and walked down the corridor. There was no child standing outside any door in disgrace. There was no strident voice raised to demand that Johnny or Mary "Be still"! I stopped outside a first-year reading class. The teacher was young and attractive. Maybe I could learn about children from her. I opened the door and went in for my first lesson. I was struck by the quiet calm of the room and suddenly realized that it took its pitch from the wonderfully soft, gentle voice of the teacher. The youngsters were responding to the atmosphere by being good little things. Then I noticed one little nervous, undernourished wriggler who was unattentive.

"Ah! Ha!" thought I, "now she will speak sharply, just the way you used to do . . . the way you still do, now and then for that matter"! I sat back and waited.

But she didn't. She called the tiny wriggler up to her desk. In the same gentle, low voice she talked to Mary Ann, "I think you will feel more like sitting still if you get a little exercise. Go run across the yard and back and you'll feel better."

With a look of grateful release, Mary Ann went flying off, sped across the yard and was back again. She slipped into her place and sat quietly for the rest of the lesson. I sat quietly, too, and did a little pondering on my own. A problem had been solved, and no one was the least bit ruffled. When the recess bell rang, I went out with the class. They were not the only ones who had learned something new that day.



Today I hurried

through my work

and went to school!

R. H. Ross

Next, I visited a class in geography. Here the teacher was rather severe looking. She lacked the charm of the first-grade teacher and I would not have tried to misbehave, had I been a child. That seemed to be their idea, too, I soon judged.

As a visitor, I found exciting new methods; as a mother, I learned a lot about children!

KATHERINE BLACKALL

The subject under discussion was *Why New York Is a Large City*. In my days, we would have been told by the teacher, and by various lessons we learned by rote that *New York Was a Big City Because . . .* But here each pupil contributed his or her reasons, based on apparently well-grounded study of soil, climate, and crops. They spoke with conviction about the available natural resources, of harbors, railroads, and waterways. They used pictures and relief maps to prove their points. It was a wonderful demonstration of how to teach the pupils to do their own thinking in their own way with little or no outside help.

What fascinated me was the satisfaction and the interest shown by the children. I wondered whether I couldn't put some of the teacher's precision into the running of my own home. Perhaps I could get each child to contribute his own small share, just as this young woman was doing.

And so it was with a very happy heart that this Visiting Mother left school that morning. I even thought seriously about going back another time to stay all day, to have lunch in the cafeteria even—shades of the lunch-eating visitors of my teaching days. I know that I would find not only *real diversion*, but would also learn a great deal more about children.

See for Yourself
how helpful
this free book can be



You'll never know how valuable our new Household Inventory can be to you unless you actually get one and put it to work.

Every home should have one

In this Household Inventory you keep an accurate record of everything in your home — your furniture, furnishings, silverware, clothes, books, etc. You list the cost of every item and the approximate date of purchase. And with this record you know the exact value of your property. You know how much and what kinds of insurance you should have. And you have definite proof of claim in case of a fire or burglary.

Send for YOURS today

Don't put it off any longer. Take advantage of our free offer. You'll find this inventory most practical. Contains complete instructions and a list of kinds of insurance available to homeowners. Send coupon.



The EMPLOYERS' GROUP

Practically every form of insurance except life
110 Milk St., Boston, Mass.


Gentlemen: Send me without obligation, your free "Household Inventory."

Name.....

Address.....

PLEASE PRINT PLAINLY 1-42

Sister Irene
collects dolls



A FOURSOME of collectors


Sister Marie
collects hatpins

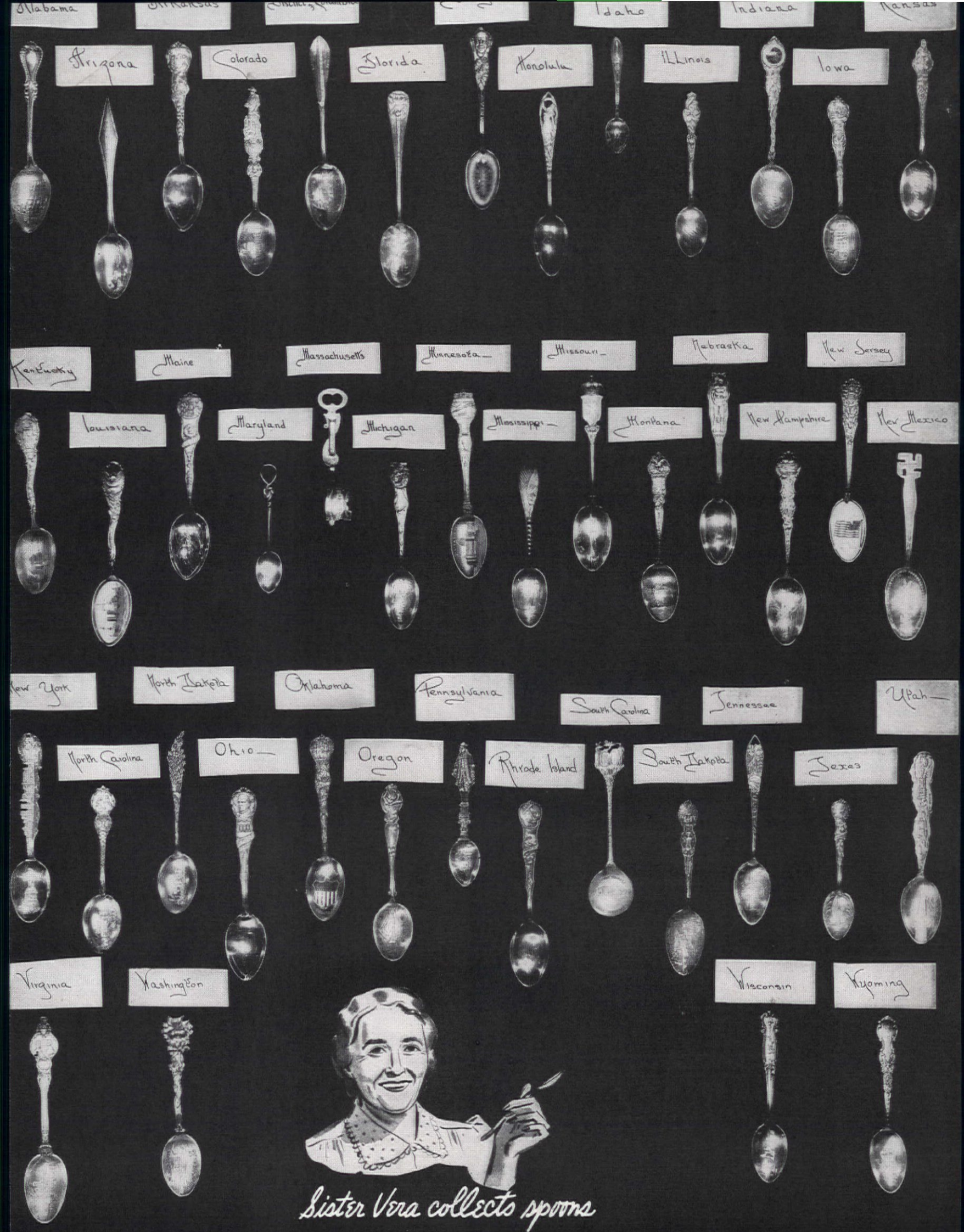


FLORENCE COLINS WEED

IMAGINE four collectors, living happily under the same roof. It can be for each of the four Crotty sisters has her own pet collection and a room in which to keep it . . . and they all go their respective ways, gaily collecting. Miss Vera was the one who started the whole thing by having so much fun collecting souvenir spoons, of which she now has some five hundred, that she started a family epidemic! Not to be outdone, Miss Marie started hatpin hunting and to date has collected more than nine thousand! She's found them anywhere from attics to bonfires. Then Miss Irene went in for collecting dolls, by the five hundred to date. They range from old-fashioned ones, each authentic of its period, down to modern character dolls. But it's Miss Edna's button array that has reached astronomical figures in size. And she has a theory. . . Says Miss Edna, "A collection can be little more than miscellaneous junk if you don't do something with it." She has therefore


Sister Edna collects buttons





Sister Vera collects spoons

Work takes



us everywhere



head and footboards. Then I rounded up all the old coats, blankets, etc., and padded them. Over this, at the head, I tacked a floral-pattern chintz which I had quilted to a light batting. The coverings for the footboards were made like slip covers. Then I tacked a plaited flounce around the two sides and foot of each bed. 2. An old washstand which we made into a kidney-shaped dressing table, with skirt of the same material as the beds, trimmed with ball fringe. From scraps of lumber given to us, we made a bed table and a screen to use between the bedroom and sitting room. It's things like this that lengthen a decorating shoestring.

We bought new, a dressing-table mirror and bench and bed spot lights for bed lamps. Because of the size of the room, the rug situation was a big problem. We finally decided on two 6' x 4 1/2' cotton fringed rugs, one in green, one ivory. These we got through a mail-order house as we had the chintz and peach voile curtain materials, which I made into floor-length, criss-cross style curtains, and trimmed with ball fringe. For the bedspreads, we used light-peach broadcloth, from the same source, piped in green and with a plaited flounce on each side. The green rug, placed between the two beds, made an interesting contrast to the light background of the peach-colored curtains and spreads, while in the opposite end of the room, the ivory rug was a nice light spot against the dark of the wall and dressing-table cover.


After hanging some of our favorite pictures, pasting phosphorescent stars on the ceiling over each bed and on the wall over the dressing table, and arranging flower vases, books, and other accessories, our room was complete . . . on one of the most interesting shoestrings I've ever used.



Sketches by W. J. Hennessey

Modern BROADLOOM RUGS

at SAVINGS UP TO 1/2



Early American Designs

Soft Tweed Blends

Rich Solid Colors

Use Both Sides

18th Century

Just Send us Your Old Rugs, Clothing

WE DO THE REST! It's all so easy! Your materials are picked up at your door at our expense by Freight or Express—and a week later you can have [at sensational savings] colorful, modern, deep-textured BROADLOOM RUGS that are woven SEAMLESS and REVERSIBLE for double the wear—

Any Width up to 16 ft. by Any Length—many sizes not offered elsewhere!

YOUR CHOICE of all the up-to-date new colors and patterns: 61 Early American, 18th Century floral, Oriental, Texture and Leaf designs, Solid colors, soft Tweed blends, dainty ovals.

OLSON FACTORY TO-YOU!

We Guarantee to satisfy or pay for your materials. You risk nothing by a trial. Our 67th year. Over two million customers. We have no agents.

Write for America's Greatest Money-Saving Rug Book—40 pages of Rugs and model rooms. Shows how we shred, merge, sterilize and reclaim wool in all kinds of rugs, clothing—bleach, respin, redye—and weave into New Rugs.



FREE Book in Colors Tells How!

Mail Coupon Today or 1c Postal

OLSON RUG CO. CHICAGO, NEW YORK SAN FRANCISCO

2800 N. Crawford Ave., CHICAGO, Dept. E-27

Gentlemen: Mail new catalog Free to:

Name _____
 Address _____
 Town _____ State _____

1942 O R C



Burnab Burris

We've always been an ingenious nation at developing new materials and new methods and there isn't any reason why these building regulations shouldn't stimulate the creation of new materials and ways of home building. So if the prospective home builder is willing to accept present drawbacks he'll probably still get his house if he has patience and ingenuity. And if he really has that urge to build, nothing short of a universal stop-order will deter him anyway

MILES L. COLEMAN

Former Assistant Administrator, Federal Housing Administration

THE average family seeking to build a house during 1942 will face much more serious difficulties than their more fortunate neighbor who finished his home or got it well under construction in 1941. The Government has served notice on prospective home-builders that there's an insufficient quantity of certain building materials to provide for essential defense needs and all the new houses which would normally be built during the year.


In order that the supply of these materials may be used for the most vital purposes, the Government has found it necessary to set up a system which will give national defense efforts first call, a system which will see to it that *the most important uses* for these scarce yet essential materials will be taken care of *first*. That's the meaning of priorities.

Since the quantity of the scarce, or critical, materials is limited, the Government will allocate them *only* to builders of homes suitable for Defense workers in prescribed Defense areas. These houses must not cost over \$6,000 each to build or be rented for more than \$50 a month. Houses costing more and built in other places than Defense areas will *not* be forbidden, but they will have to take the crumbs from the critical materials' table; they get only second call. How easy or difficult a process it will be for an ordinary family, not living in a Defense area or not engaged directly in Defense work, to get critical materials for a new house will depend simply on how many crumbs there may be available.

So far, the critical materials are principally metals, but they include all the metals commonly used in building. For some of them, substitute materials can be found; for some others there aren't any substitutes yet. Sometimes the only possible substitute is a metal which is less scarce than the one wanted, but one still on the critical materials list. Steel pipe could be used instead of copper pipe, if available, steel flashings for copper ones. Wood gutters and rain spouts can be substituted for metal ones and wood sash for metal windows and frames. But there is no substitute for copper wiring or brass valves or iron and steel plumbing fixtures.

"Just *how scarce* are these scarce, critical materials?" you may ask. Unfortunately no one knows an accurate answer to that. There haven't been any means of discovering the exact quantities produced or ways of checking on the progress of materials from the factory through channels of

PRIORITIES?




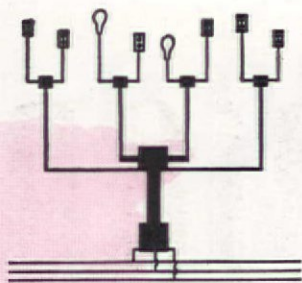

National Homes Foundation

distribution. We do know that Defense industries are having trouble getting all they need. But we do not know how great a stock of material has been taken out of the supply temporarily by speculators hoping to profit on a scarcity situation or by contractors who bought heavily in advance for legitimate future needs. We can be sure, however, that these hidden stocks are very great. They may be great enough so that, as demand falls off, as it is certain to, and as productive capacity of plant increases, critical materials may not be so scarce as they appear to be now.

If it should turn out that way, the prospective home builder will be able to proceed with his individual house with little more than intermittent delays to trouble him. But he had best not count on this possibility at the present time or be too hopeful of it. He had better expect to modify his specifications and take something other than his first choice where critical materials are involved. If this necessitates using inferior materials he'll be wise if he provides for their future replacement with as little disruption to the house as possible; this means a job of planning ahead. And he can temporarily omit a number of items in his plans, items which aren't part of the essential structure of the house, and install them when material are again readily available. More than ever, his builder will have to know his way around the building materials market and know his substitute materials and be up to date on his prices and costs. With scarcity of certain materials and a consequent slowing up of general building, we are not unlikely to find ourselves with ample quantities of other material and labor. This should help to keep building costs from getting too far out of balance as well as offer definite new home-building possibilities.

We've always been an ingenious nation at developing new materials and new methods and there isn't any reason why these building regulations shouldn't stimulate the creation of new materials and ways of home

Article based on conditions as of November, 1941



*Critical materials
in a small house!*



**IRON
&
STEEL**
2 1/4 tons



COPPER
184 lbs.



LEAD
88 lbs.



CHROMIUM
2/3 oz.



**ZINC
&
TIN**
96.7 lbs.

building. So if the prospective home builder is willing to accept present drawbacks and isn't too fussy, he'll probably get his house by exercising some patience, ingenuity, and strong nerves. And if he really has that urge to build, it'd take a universal stop-order to deter him anyway. And present activity shows that new home building will continue in good health for the Government has promised assistance in obtaining priority materials for 300,000 new Defense dwellings during the next six months. (Only 540,000 new dwellings were turned out during all of 1940.) 200,000 of the new homes may be built and financed by private enterprise, 100,000 as public housing by the Government. To qualify as Defense housing these homes must of course fill the bill of costing no more than \$6,000 per house or renting for no more than \$50 a month; they must be built in one of the 275 Defense Housing areas into which the country is divided. Handling priority ratings and rulings for new Defense homes is the new Supplies and Priorities Allocations Board of the Office of Production Management.

**"WOMAN'S PLACE IS IN A HOME" with a
YOUNGSTOWN PRESSED STEEL KITCHEN**



Every housewife will agree that "woman's place is in the home" until she has looked after all the important items that the home maker should supply for her family's welfare. For some, this means the greater part of the day every day in the week; for others, perhaps, only a few hours; but, for EVERY home maker whose kitchen lacks enough storage room or is poorly arranged, hours of time and thousands of steps can be saved every week, if she has a modern YPS kitchen — a kitchen planned to bring storage space and work surface so closely together that all equipment necessary for a task can be kept within arm's reach of where it is to be used.

YPS ADVANTAGES

- ★ All-steel. ★ Sanitary. ★ Permanent.
- ★ Easy to clean. ★ No hard-to-get-at places.
- ★ No dark corners. ★ Fits any size kitchen.
- ★ Insulated for quiet operation.



Kitchens planned by the MIN-A-KITCHEN method can save as much as 8 miles of "trudgerly" a month.

Youngstown Pressed Steel Division, Dept. AH-142
Mullins Manufacturing Corp., Warren, Ohio

I plan to build to remodel .

Please send me "Kitchen Planning by the YPS Min-A-Kitchen Method" .

Please send me "12 YPS Kitchen-tested Recipes for Unusual Dishes" .


Name _____

Street _____

City _____

State _____

**OUR INSULATION DEALER
DIDN'T TELL US
THE WHOLE STORY**



**ZONOLITE ALSO
PROTECTS
HEALTH...
SIMPLIFIES
HOUSEWORK**

ZONOLITE INSULATION
for Old or New Houses

Our lumber dealer showed us how ZONOLITE Insulation would save up to 46% on our household fuel bill. That sold us. And then we discovered what a budget-helper a Zonolited house really is. Not only are we using far less fuel than before, but the family enjoys much better health because even, comfortable inside temperatures—winter and summer—do conserve the medical budget. Our house stays cleaner . . . costs less to clean, too . . . because ZONOLITE Insulation eliminates most of the lath marks on walls and ceilings. ZONOLITE, being a poured-in insulation, was surprisingly easy to install; and its low cost surprised us even more. Every home owner should write for the new Free Book: "The Modern Miracle of Insulation."



**UNIVERSAL ZONOLITE
INSULATION COMPANY**
Plants in Principal Cities
Dept. 61
135 S. LaSalle Street, CHICAGO

PRIORITIES?

There'll be some changes today. However, you will utensils high in quality, work

The Kettle Round-Up

THE pleasant little jingle, "No pans in the cupboard, no pots on the shelf, I must go shopping to fortify myself," seems to be in the minds of everyone, now that pots and pans are all of a sudden assuming national importance. Many of us have donated our old aluminum utensils to community collections and then, because we thought we would soon be unable to buy any more cooking utensils, rushed out and bought enough to last a lifetime, and for generations to come.

In our little shopping tour, we found there is going to be enough to go 'round if you'll take some and leave some. Select pans wisely and enough to fill your needs but don't hoard—then there will be plenty for everyone. Plenty of cast-iron utensils. In all shapes and sizes—Dutch ovens, skillets, or flat bacon fryers, all pre-seasoned! In fact after using them for a while you'll become quite enamored with them and have the same pride and joy in them as your grandmothers before you did.

In enamelware are extra-special double boilers or sauce pans with glass covers so you may peek without lifting the lid. There's a style and color for every kitchen. But do remember to treat your pans gently. The pleasant rattle of pans in the kitchen is a welcome sign of hustling activity but do tone down the rattle for longer life to pans and money in purse.

If you have pans that would be good as new with a little mending, glance over the Wear-Ever kit. It has knobs, handles, glass parts for the coffee maker—any part needed for one of their pans. Or if your favorite pot has a tiny hole, try one of the many solders on the market and the pan will be as good as new and ready again for a long and useful life.

Pyrex and glassware seem to be old favorites. Again they can be had in practically any shape or size and we'll always find people who just can't resist being a "Peeping Tom."

Pressure cookers are also available, so it's still possible to whip up a supper of meat and vegetables in seemingly nothing flat.



Mirro



Wear-Ever



Our 8-page service booklet on cooking utensils may be had for 6 cents in stamps. Address Dept. F1, A M E R I C A N HOME, 444 Madison Ave., N. Y. C.

You will want to bake, too. Shallow pans made of iron or enamelware will roast your meats perfectly. Casseroles or pie plates come in glass, earthenware, or pottery and one of them is attractive enough to bring to the table. For baking, you can have cookie sheets or cake pans in tinware.

Naturally, when a nation's factories, overnight, produce weapons instead of household equipment, there'll be some changes made. There will probably be, for a time, at least, a reduction of merchandise available for you to buy. There will be substitutions in materials which have been drafted for defense, too. Even with this, you will be able to buy merchandise which is high in quality, workmanship, and performance. The standards of American craftsmen have always been high and are now much more exacting than they have ever been.

If you still have doubts, don't take our word for it. Go on your own little shopping tour. You will find the utensils you need; but please, please make use and take care of whatever you have. Don't be like the woman who, bless her little heart, is forever dying for everything she sees



Revere Copper and Brass



Pfaltzgraff Pottery



Cookware Company of America



Wagner Mfg. Co.



Daison Mfg. Co.



Republic

made in what's available
till be able to find
manship, and performance

BEANS FIND IT
"LA CONGA TIME"
IN THIS VERY
WOBBLY PAN



9 Club Aluminum Products Corp.
Inspect the new Club Glass Cookware. Useful and well-designed to suit your needs




10 Nesco



Griswold

11




Pyrex

12



Volstead

13



14

Flex-Seal

COOKING IS AN ART



AMERICA SAYS: PUT YOUR HOUSE IN ORDER



MOST MEN SAY: "I'm all thumbs—couldn't fix a thing if I tried." Well just try Casco Glue, mister. Follow the Casco Gluing Guide. You'll become a whiz at repairs.

PREPARE AND REPAIR FOR DEFENSE... Fix, mend, patch to conserve materials, make home more livable. Casco Glues help you repair easily, permanently. Discover the fun and economy of putting your house in order with the expert aid of Casco.



"QUICK, get the Casco Gluing Guide"—household words of wisdom throughout America. Complete, simple directions for repairing woodwork, furniture, toys, books, etc. Casco makes repairs that last!



THINK TWICE before you toss things into the junk heap. Casco will bring 'em back alive. Casco Glues are used industrially—they're chosen for heavy duty work and maximum efficiency.



RESTLESS? Tired from a stiff work routine? Best tonic in the world is a hobby. Woodworking, for instance. Try some outdoor projects—garden furniture, even boat-building is foolproof with Cascamite Resin Glue.



THERE'S A CASCO GLUE for every type of gluing job: *Cascamite Resin Glue* for outdoors—waterproof, instant mixing; *Casco Casein Glue* for indoors; *Casco Flexible Cement* for odd jobs—sticks metals, plastics, glass, etc. Ready to use.

CASEIN COMPANY OF AMERICA, DEPT. H-142
350 Madison Avenue, New York, N. Y.

Please send my Casco Gluing Guide, the handy reference on Home Repairs and permanent gluing.


Name _____
Address _____
City _____ State _____
Save 2c—Stick coupon on penny post card



CASCO • CASCAMITE GLUES CEMENTS

Today's Mother Hubbard

AND NO END OF STORAGE SPACE




Maynard L. Parker photo from Martha Darbysire

Powder room in swing-skirt time. Here's an idea for dressing up a primping place with a gay, chintz-skirted chair, scallops on the dressing table and mirrored alcove. BOB BROWN

Apartment of Mrs. William O. Conway



AND the doggie goes to the ice box for his bone (which is where he should have gone in the first place if he'd been smart) for these cupboards and closets supply special and long-felt needs. They have been eked out with ingenuity and gumption in the most amazing places. Maybe you have an unsuspected cupboard, hiding under a bushel, like this open-and-closed proposition in a one-room apartment. The wall cupboard was there, too short for dresses, too small for storage, so this smart apartment dweller turned it into a charming dressing



Sketches by Dorothy B. Porter

F. M. Demarest

Home of Mr. and Mrs. F. E. Blauvelt



Max Tatch photograph from Martha Darbysire

Shells and seahorses form the cupboard "hardware" in a California island home




Mott photo from Rosalind Sheperd

Look behind the door for storage space made for attractive with a jig-saw. Old iron in a red paint job keeps door from bumping pans. MRS. CHARLES LAMB

Stair cupboard that's really different. EVELYN BEARDEN

has lots and lots of Cupboards!

IN THE MOST UNEXPECTED PLACES!




Built-in buffets, treated in this manner, add gayety, informality, and valuable space where it's needed—with no effort at all

William L. May photograph



Musical cupboard! What once was a window cupboard now becomes the home of a radio, record turntable, and records in the home of the Theodore Whitfields, as compact a unit as you'd want to see. It juts into a closet which acts as a sound board

These ideas by Margaret Stoppel adapted from THE AMERICAN HOME



Demarest



Beautiful doors on twin closets add to the dainty décor of a small girl's room and to the dressing-table alcove's charm. Line the closets with wallpaper



Garnett Studebaker Henderson

table by adding a light, papering the inside with gay flowered paper, and covering the back wall with an unframed mirror. All the necessary clutter of a dressing table is hidden behind closed doors when the bedroom's a living room. . . . Maybe you have a kitchen that lacks elbow room. Try making all cupboard doors folding ones and you can go in for lariat swinging along with cooking. Maybe you have a two-room apartment and a baby. Where to put his wardrobe and impedimenta? Build a chest with drawers and cupboards under his crib. Somewhere on these pages should be a solution for your cupboard and closet problems, be they for skeletons or skillets.



Submitted by Jane R. Simmons

Idea: E. B. Ward

HINGED TREADS for STORAGE



Half-shelf better than one for little things. Big space conserver, too. Left: A place for bridge tables

"Convenience inventions" by ANNE LEE DILLON

The AMERICAN HOME

MENU MAKER

ONLY \$1.50 complete



NOW—Brand-new, improved

Completely redesigned, this *new improved* MENU MAKER is the last word in a safe, convenient, instantly usable place to store your treasured recipes.

Made of strong, durable steel, the box itself measures only 6 by 11 inches—yet contains space for filing more than 1,000 recipes! Planned to sit long-wise on your pantry shelf, the lid raises and stands up without moving the box. Instantly exposed are your entire 1,000 recipes, properly classified—with special indices for whole menus and specialties. Not one file, but actually two—for the box is divided into two compartments—one for filing those new, delicious recipes that constantly appear in newspapers, advertisements and in *The American Home* itself; and the other reserved especially for those old family favorites that you will be using over and over again.



Easy to use and inexpensive. Already MORE THAN 180,000 bought and in daily use.

—35 in total—making your MENU MAKER finger-tip convenient and every recipe instantly available. (Also included without additional cost is a supply of especially designed cellophane envelopes into which you can place each recipe to keep it spotless while in use.)

Now finished in chip-proof, lifetime enamel in five brilliant colors—white, yellow, blue, green, red—this brand-new, improved MENU MAKER will not only add a note of beauty to your kitchen, but will bring a convenience and orderliness to your cooking routine that you never dreamed possible.

Order a new MENU MAKER for your kitchen today—on our specific guarantee to refund cheerfully every penny if you are not more than satisfied—by sending a \$1.50 remittance (add 25c if West of Mississippi) direct to:

THE AMERICAN HOME, 251 Fourth Ave., New York City
Sorry, no shipments to Canada.




More Storage Space

any lady can make

And with very little effort, for the most part. Just let the old womanly intuition get to work on a storage problem and something will evolve itself. Great carpentry projects aren't always necessary if imagination is brought to the fore.

Apple boxes for toys can be painted, named, and put under the lad's bed. . . . A doll-house on shelves is up-and-down-stairs fun in easy reach. Curtain front. Floor cupboard for toys built under linen closet, with opening in next room. This is killing two birds with one closet in a fine way. The top part serves linen in the bathroom and the underneath pops up under an assumed name in the youngsters' room. It's easy for them to get at and it hides toys like nothing at all if they have to get out of sight fast—which, we find, is often the case! A shelf-on-chest or shelf on floor,

Not gold but glass bricks and a pine board or two and you have smart, modern book shelves in no time at all. And very handsome, too
MRS. WILLIAM MILNE



Chest + shelves = SIDEBOARD

it works either way, for that's the way it was designed. Each piece is a well-proportioned entity in itself, modern in feeling, utilitarian in construction. So if you are one who likes to change furniture around, here's the answer. Stain the units to match, or paint to contrast and, for most pleasure, do it yourself.



Dorothy B. Porter



From Lucille Collins



David E. Nutt, sketches



This is no idle question! It upsets the tenor of housewife ways plenty. But there's defense against Defense

James Biavaschi from Frederic Lewis

JEAN COWLES

PLENTY of us could carry this banner up and down in front of our houses as, one by one, our household helpers depart to more lucrative jobs in the defense industry. Our houses still have to be cleaned, our meals cooked and our dishes washed, so we turn to the "woman who goes out by the day." What can you expect from a Woman-by-the-day? A reasonable amount of work, but do you know what is reasonable? Do you now approximately the number of pieces of laundry a woman can handle well in a day? Do you know how many rooms can be cleaned thoroughly in that time? Every family, every house varies in the work involved in running it, but you can work out a reasonable and fair measure of work for your own household. If your laundry is done at home, try counting the pieces for a few weeks and take an average. That gives you a standard to go on. Try the same yardstick on your house cleaning. Some people want a lot of work covered in one day and don't care if it's done in slapstick fashion. Day Workers have met those housewives and know what they expect. Being fussy myself, I always tell a new cleaning woman to take time to do it well, even if one room has to be skipped. But don't be too fussy or some may think you're too hard a taskmaster and won't come back. If there's a shortage of labor in your community, be guided by that and do not require what may be an unfair degree of perfection. You can usually expect and find a better quality of work done by a woman who has been a general houseworker, who is now married and needs a few days' work a week. She should be dependable, come

when she says she will come, and not let weather or relatives interfere. You should pay her what is commonly paid in your community and not try to get her for less money. Furthermore, another just expectation on your part is that your Day Worker will be honest. You should feel free to go off on her day at your home without feeling you should lock up your jewelry. She should keep at work while you are out, but if you ask her to get the family lunch, for instance, don't expect to have all the ironing done. Your Martha or Annie has only two hands and feet and is no magician. What has your Day Worker a right to expect from you? Dependability, for one thing. If you engage her for Monday, don't change your mind at the last minute and cause her to lose a day's work. If you're going away for a length of time, tell her so that she can look for other places while you are gone. If you can help her find work with some friend, she'll appreciate it and so will the friend, for it is always more satisfactory to get this kind of worker through personal recommendation. Then you can know definitely what kind of work to expect and don't have to try the trial-and-error method. It makes it much simpler all the way around. And don't expect your good lady to do a hard day's work on a lettuce leaf and a cup of tea. See that she has a good lunch. Remember, too, that most of these workers get up early to get breakfast for their families before they go out to work for you, and that they go home at night to cook another meal and clean *their* houses. A little thoughtfulness goes a long way and you will be repaid by loyalty to you if you treat them like human beings and not machines.



FIREPLACE
warms ALL the room!

Circulates Heat . . . Cuts Heating Costs

Building now, or in the future? Plan your living room around the Heatilator Fireplace . . . the fireplace that circulates heat to all corners of the room, and even to adjoining rooms. Thousands of owners all over America use the Heatilator Fireplace instead of wasteful furnace fires on cool spring and fall days, saving dollars in heating costs. In mild climates, it is the only heating equipment needed in most homes. Solves the difficult heating problem in basement rooms. Makes camps usable weeks longer.

WILL NOT SMOKE

Concealed inside the masonry, the Heatilator unit is a double-walled steel form around which any style of fireplace is correctly built. It eliminates faults of design that commonly cause smoking. Simplifies construction, saves materials. Adds but little to cost of fireplace. See your dealer at once, or drop a postcard for complete details to—

HEATILATOR, INC.
811 E. Brighton Ave.
Syracuse, N. Y.

HEATILATOR Fireplace

WHEN YOU CHANGE ADDRESS—Be sure to notify the Subscription Dept. of THE AMERICAN HOME at 251 Fourth Ave., N. Y. C., giving the old as well as the new address, and do this at least four weeks in advance. The Post Office Department does not forward magazines unless you pay additional postage.



It isn't Nature alone which gives a child lovely hair. Hair you admire is usually the result of regular shampooing, with a fine soap like Packers.


No other soap is more reliable. **And shampoos with Packers average less than a penny**—about one-fourth the cost of bottled shampoos!

Its rich pine-cone color . . . its fresh pine-woods smell . . . its snow-white lather . . . its easy rinsing . . . have made Packers a favorite for 71 years!

Enjoy its refreshing shampoos yourself! Get a large 25¢ or 10¢ cake of Packers, today.

Shampoo with
PACKERS TAR SOAP

**FERRY-MORSE
WINS 4 MORE
ALL-AMERICA AWARDS**



CLEOME—GIANT PINK QUEEN—
Silver Medal—Unusual annual. Bright salmon pink. Vigorous bush-like plants. Average height 3 feet.

MORNING GLORY—PEARLY GATES—*Silver Medal*—Rapid-climbing annual. Huge, free-blooming, pure white.

Pearly Gates and Cleome, Giant Pink Queen each received more points than have been awarded previously to any All-America Winner.

MARIGOLD—MELODY—*Bronze Medal*—"Harmony" type—compact plants 12 inches tall. Bright orange blossoms.

ZINNIA—DAHLIA-FLOWERED ROYAL PURPLE—*Honorable Mention*—Flowers deep purple, extra large and double.

• Ferry's Seeds produce flowers with form, color and size of superior uniformity. Buy them from the Ferry Display at your dealer's. More than 700 varieties available. If your dealer hasn't in stock all the varieties you want, ask him to order them.

Write us, Dept. A-1, for free copy of "Ferry's Defense Garden." It will help you plan your vegetable garden.

FERRY-MORSE SEED CO.
DETROIT SAN FRANCISCO



LILLIAN F. FOSTER

YES, eight years from scribbled notes to finished garden, for when we started even our house was just on paper. But those memos jotted down at big and little horticultural exhibits fitted into a scheme step by step as the house plans grew, for each was dependent on the other in building the complete picture we now have here in this Boston suburb.

In the beginning we decided that the kitchen should be at the front of the house and the living and dining rooms in the rear—more privacy, you know. So the big outdoor living room that is our garden is just a few steps from those French doors opening on the terrace. And what a picture they frame as you look out through them!

First you see the rock garden flanking the terrace steps of gray fieldstone, then the U-shaped lawn with the roses and perennial beds on either side. Right in the center of the background stands the pergola with its twin benches, the first of the several structural features which my husband finished. He built it during the first year and, with that success tucked safely under his belt, so to speak, he went on to make the rose trellises and finally the heavy oak gate at the right and its mate nearer the front of the property on the left side of the house; it is through these that you enter the garden between green hedges of dwarf burning-bush. We chose this hedge shrub, by-the-way, because it is dense and sturdy enough to keep out roaming animals, and at the same time is brightly colored in the fall and a first-class aid to seclusion through the whole outdoor season. One can't realize how welcome the privacy provided by such an inclosing hedge can be until one actually lives in a thickly settled neighborhood. Not that we're selfish about sharing the enjoyment of our garden, but we do like to feel that it's not a sort of public property!

The garage presented something of a problem, for its long side wall squarely faced the garden with an apparently uncompromising expression. If we could have blocked it out entirely with a planting of tall shrubs, or some kind of evergreen all-over vine, the answer would have been easy enough. But there was that window to be considered; the light which it admitted wasn't to be lightly sacrificed. But climbing roses did the trick and, especially when early summer decks them with countless blossom clusters, they provide a color pattern worth going far to see.

The whole space is limited, of course, and that made the success of each detail especially important. Because of this, and in order to have the garden express the individuality and restfulness we wanted, we spent much time on the planting plans. It wasn't just a case of having roses or irises or lilies or whatever; they had to be chosen right and placed right to give the effects we aimed for and now find so pleasant.

So, as the season opens, there begins a series of flower pictures of which we never tire. Late March brings the first bulbs and the arabis, April



A bit of the southeast border and, below it, part of our pergola and rose-draped garage at the right

Maule's GIANT Asters

Wilt-Resistant! 5 finest colors: Yellow, Crimson, Blue, Pink, White—5 10c-packets of seeds, 1 of each, all 5 for 10c, postpaid. Send today! Maule's Seed Book Free! Tested, guaranteed seeds for prize vegetables and flowers. Help raise food.

Wm. Henry Maule, 451 Maule Bldg., Phila., Pa.

BE A LANDSCAPE ARCHITECT

Make this healthful, creative, profitable outdoor work your career! Interesting hobby, too! Study at home in your spare time. Many opportunities for trained men and women. Write today for booklet. American Landscape School, 6263 Grand Ave., Des Moines, Ia.

PLAN NOW..to have a beautiful Scott's LAWN

The sure way is to read *Lawn Care*. It is published five times yearly. Ask for a two years subscription absolutely free with no strings. Dr. V. L. Glover, Martinsville, W. Va., writes, "I wouldn't take \$25 for my *Lawn Care* volume." William Eldergill, Carmel, New York, says, "I've been a gardener all my life and have read hundreds of volumes on the subject but *Lawn Care* tops them all."

Ask today for a FREE subscription. O. M. SCOTT and SONS COMPANY 10 Main Street • Marysville, Ohio

Sow **Scott's** FOR LAWN BEAUTY

the daffodils, and May the tulips. Then the border perennials take over, and the bearded iris and roses and delphiniums carry on to the long succession of the lilies. Even winter gives us a study in greens and white—the little spruces by the rock garden, the yews at the pergola entrance, the hemlock in the corner, and at the sides the red berries of viburnums and firethorn.


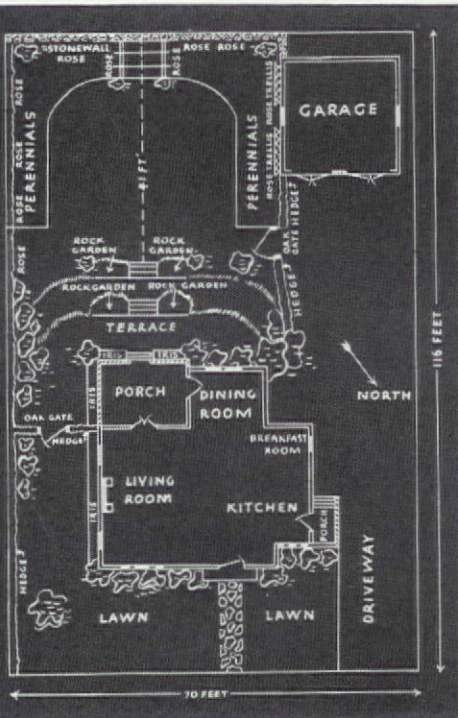
Because our space is small, we limited ourselves to perennial plants and chose the best varieties with special care. Irises in beds along the house are our greatest hobby, and lilies next, but we have lots of roses, too—fifteen climbers of long-stemmed types, so that we have good blooms for cutting without using as much space as bush roses would require.

And of the whole project, the stone wall in the rear is the only thing we didn't do ourselves! All told, we spent around \$200 on the landscaping and the garden, and for that sum we have given our antique brick house a setting that genuinely enhances its attractiveness. Evergreens and a large weeping beech at the front contribute to the air of permanence. Through them, along with the hedges, the flowering shrubs and other plantings, the eight years have brought to our place not

only a series of lovely color effects and impressions that change almost every week from year's end to year's end, but also a sense of settled peace and permanence that just can't be valued in dollars and cents! It makes you think of the saying, "It isn't a home until it's planted."



Late spring brings the full palette of bearded irises to our windows



Hedge and hemlock nestling in the rear corner and perennial border framing garage window

To you who prefer SUTTON'S SEEDS



A display of Sutton's Flowers at Blenheim Palace, built for the famous Duke of Marlborough, and birth-place of the equally famous Prime Minister Winston Churchill.

The World's most famous Seed House is continuing to supply the high quality seeds so long associated with their name. They are obtainable from:—

Wayside Gardens, Mentor, Ohio (Chief Agents)
R. H. Macy & Co. Inc., 34th St. & B'way, N.Y.

For the convenience of those who formerly sent direct to Reading for their requirements, but who hesitate to do so under present conditions, we are supplying full up-to-date stocks to our Resident Representative, Mr. G. H. Penson, Dept. A.1, P.O. Box 646, Glen Head, L. I., N. Y. He also carries Sutton's Amateur's Guide for 1942, an informative, illustrated catalogue, 35c. post paid.



Sutton's Seeds

BRITAIN'S BEST



Send for your
FREE COPY

Peter HENDERSON'S 1942 SEED CATALOG

WRITE TODAY! 152 fascinating pages filled with colored illustrations! Planting instructions for vegetable gardens—a Flower Seed Selector to help your flower gardening! The most complete listing of seeds, plants and garden equipment you ever saw! ORDER YOUR SEEDS EARLY THIS YEAR.

PETER HENDERSON & CO.

Dept. 35 A, 35 Cortlandt St.
New York, N. Y.

Grow Whittens' Giant BLUEBERRIES for Bigger PROFITS!

FREE Catalog 8 CULTIVATED VARIETIES
All heavy producers. Large, plump, sweet berries 1/2-in. to 3/4-in. size. Reach 6 to 8 ft. height. 1-year plants to 6-year bushes. Send for Free Bargain 1942 Catalog. Trees, fruits, shrubs, evergreens, perennials. Hardy, choice varieties; shipped anywhere. Lowest Prices. 53rd year. Quality assured. Write today. WHITTEN NURSERIES, BOX 113, BRIDGMAN, MICH.



2 STAR ROSES \$1

HALF-PRICE test offer of two top-quality STAR ROSES. Christopher Stone, scarlet. Golden Sastoga, yellow. Send only \$1 now for BOTH these 2-yr field-grown plants, POSTPAID at planting time. 1942 STAR ROSE CATALOG of 157 best roses FREE. CONARD-PYLE CO., West Grove 250, Pa.

FREE BOOKLET "BEAUTIFY WITH ROSES" IS FREE ON REQUEST

GUARANTEED TO BLOOM

AMERICA'S LARGEST Direct-to-You NURSERIES

Presents **THE NEWEST Flower Fashions FOR 1942** in AMERICA'S MOST BEAUTIFUL Nursery and **SEED BOOK** **FREE**

● See the new flower fashions of 1942 in full natural colors. Newest and choicest phlox, hardy asters, delphiniums, mums . . . gorgeous roses, beautiful blooming shrubs (like the new summer lilacs) . . . vines, trees, fruits, seeds, etc. A tremendous assortment, yet everything pictured and described so you can easily select exactly what you want. All so lovely, so radiant, you can truly make your home one to be proud of. Write for your free copy of this beautiful new nursery and seed book now!

First Quality Guaranteed Stock at Low Prices
Because we grow and sell direct-to-you more nursery stock than anyone else, we can offer highest quality, guaranteed stock at remarkably low prices . . . with dozens of money-saving special collection offers. With every order, we send a valuable planting guide, Tells how and when to plant, prune, water, etc. Free gifts to customers, too. Write at once!

AMERICAN SHAMROCK THE BEAUTY SENSATION OF 1942
Lovely pink flowers on stems 8 to 10" long. Blooms all summer . . . attractive foliage . . . easy to grow . . . beautiful in borders or solid beds. Order 2 now! We'll ship at planting time. 20 for 50c. 50 for only \$1.00 Post-paid.

INTER-STATE NURSERIES
1112 E. STREET HAMBURG, IOWA

It's the Party

Birthday table planned and arranged by Herman Smith at R. H. Macy

F. M. Demarest photograph shown in color on our cover



Harold M. Lambert from F. Lewis

Fondeville china, U. S. glass, Reed & Barton silver

1. Happy Birthday!

ANYONE who can get through December and January without giving a few parties just wasn't born to be sociable. It's cold outdoors and warm and cheery within, and hospitality ought to be shining from every window. Holiday parties are rampant right through January 1, and after that there's bound to be a let-down and a slight droop to the shoulders as you balance the year's budget, unless you have some gay gatherings. So after you bolster your nerves and your budget by studying our party dinners for four at \$1 (on pages 40 and 41), take a look at these three parties, and then get out the china and silver and get started.

From LOUISE PRICE BELL came the idea for #1, a lovely birthday party for the older generation. It's just as much fun to be forty or fifty as it is to be sixteen or seventeen is the idea behind it, carried out in the elegant table shown above and on our cover. A beautiful white birthday cake with green candles and gold leaves is the natural centerpiece, and a pink rose on each place plate furthers the color scheme—green for success and long life, pink for friendship and affection—to say nothing of flattering the ladies and gents who take them home. If you want to have place cards, birth announcements with the parents' names and month and day properly filled out but a big question mark in place of the year are lots of fun. Food fit for such a dream table is listed in the Gourmet's Menu on the opposite page, with breast of chicken in cashew nuts and pineapple sherbet crème de menthe as the year's party food most liable to make you a famous hostess. For an elegant dinner party, whether birthday or not.



SCHAFFERT

2. Formal Family Dinner!

The most heartwarming New Year's Eve celebration to come our way, #2, is from MARGARET FENTON HEADLAND, who tells how a friend of hers, Mrs. Arthur E. Sharp, makes it a family affair. Some years ago, when son Tony was just five and came to the table in bathrobe and slippers, was the beginning. Finally he progressed to a Palm Beach suit, and at fourteen appeared in a tuxedo borrowed from an uncle so he could match the formality of the rest of the family. For it is a very gala affair, with a fancy centerpiece, roast goose, and the best china and silver.

They spend the evening taking stock of the last year, planning for the future, and making resolutions. At first the children went to bed right after dinner and were awakened just before midnight, but now they are old enough to stay up the whole time, discussing everything from bigger allowances and puppy love to college plans and serious family affairs. When the clock strikes twelve they hug each other and shout "Happy New Year," then go out on the front porch to add their noise makers and

Season

Remie Lobse from F. Lewis



3. Ring in the new!



Ewing Galloway


whistles to the din. Follows a midnight supper, a loving cup, and "Auld Lang Syne." Occasionally friends drop in but never stay more than a few minutes, for they know this family celebration is complete in its own intimacy.

But if you want to ring in the new in more usual party fashion, ELINOR SCOVILLE comes through with #3, an hilarious time for twenty-five people—on \$10! All you need do is decorate the house with about a mile's worth of bright colored serpentine (it's cheap—and effective dripping from


chandelier, along mantel, etc.), buy loud horns and silly paper hats, and make a tamale pie that's served with coffee just after midnight.

When the guests begin to appear, about nine, the liveliest games are the ones to play, with all couples completely shuffled for the evening: as guests arrive, pin on each a name and number, making Romeo and Juliet, Franklin and Eleanor, Scarlett and Rhett temporary partners. Then at about eleven-thirty, set up the card table and put on it a mirror, a sign advertising "fine hats, original creations," and the hats which you have further decked with wilted artificial flowers and bedraggled feathers out of the scrap bag. Just before midnight, bring in the horns, with a sign announcing a musical treat for all. That is the cue for extra hilarity, and from then on the party is a whizz.

A stamped, addressed envelope for "Games to Keep Things Going." Address THE AMERICAN HOME, Dept. GJ, 444 Madison Ave., New York



● orange pudding (bridge dessert)



● chicken with cashew nuts (gourmet's menu)


*Ginger Fruit Cocktail
Consommé Rouge

Breast of Chicken Sauté in Powdered Cashew Nuts
French Fried Potato Balls
New Lima Beans with Mushrooms and Parsley Butter
Avocado and Watercress Salad
Rolls and Butter

*Pineapple Sherbet Crème de Menthe
Birthday Cake *Café Brûlot



● buttered carrots and celery



● Brunswick hash (left-over)

● **orange pudding**
(bridge dessert)

Preparation time: 1 hr., 20 min.

2 tbsp. butter
1 cup sugar
1 egg, beaten
1 cup seedless raisins
1 whole orange

2 cups sifted all-purpose flour
1 tsp. baking soda
½ tsp. salt
1 cup sour milk or buttermilk
½ cup cream, whipped

CREAM butter and sugar, stir in egg. Grind raisins and whole orange in food chopper and add to creamed mixture. Sift flour, soda, and salt together; add alternately with milk. Beat well. Pour into loaf pan, the bottom of which has been fitted with waxed paper. Bake in a moderate oven (325°F.) for 1 hour.

Sauce:
½ cup orange juice ½ cup sugar
Mix orange juice and sugar and pour over the pudding while it is still hot. When this juice has been absorbed, turn pudding out on board or wire rack, remove waxed paper, cut in slices and serve with whipped cream, seasoned to taste. This cake is even better the second day. Serves 15-18. 184 cal. per serving. *Cost: 47¢

Submitted by LUCILLE LUND Tested in THE AMERICAN HOME KITCHEN

● **breast of chicken with cashew nuts**

8 chicken breasts (4 chickens) Pepper
1 cup cashew nuts Shortening or salad oil
4 tbsp. butter 1 cup cream
Salt 1 tbsp. brandy



HAVE breasts removed from chickens. Divide each in half and flatten slightly. Season well with salt and pepper. Pulverize cashew nuts with rolling pin and make a paste of nuts and butter. Coat the outside of each breast.

Heat shortening in frying pan and brown cashew side of chicken quickly. Turn chicken, cover, and simmer slowly until tender (about 30-45 min.). Add cream and brandy. Cook until thickened.

Place on serving platter and garnish with French fried potato balls and squares of bacon with heated cubes of watermelon pickle. Tiny sweet watermelon pickles give a real gourmet touch. Serves 8. *Cost: \$2.05 Preparation time: 1 hr., 15 min.

Recipe submitted by HERMAN SMITH Tested in THE AMERICAN HOME KITCHEN

● **buttered carrots and celery**

½ bunch carrots (4 to 5) Salt
3 to 4 outside stalks of celery Pepper
1 tbsp. butter



SCRUB carrots and celery with vegetable brush. If carrots are nice and fresh it will be unnecessary to scrape them after a good scrubbing and more minerals and vitamins will be preserved. Slice carrots and celery in circles or in strips and cook in tightly covered pan with ½ to ¾ cup water until tender (about 15 min.). Add butter and seasonings. Serves 4. 50 cal. per serving. *Cost: 8¢

Tested in THE AMERICAN HOME KITCHEN

Preparation time: 20 min.

● **Brunswick hash**
(left-over)

Preparation time: 50 min.

2 onions, chopped 1 cup chicken or veal, diced
2 tbsp. butter 1 cup corn
1½ cups tomatoes (canned) 1 cup cooked rice
½ cup lima or green beans 1 tsp. salt
½ cup cooked ham, diced Pepper (freshly ground if possible)

SAUTE onions in butter until light yellow, add tomatoes, bring to boil, and add the rest of the ingredients. Season well and serve when thoroughly heated. A tiny touch of curry powder mixed with a little hot water and added to this dish improves the flavor without being distinguishable as curry. Serves 4-6. Note: Use canned or freshly cooked vegetables. A good way to use up odds and ends of vegetables and meats that collect in your refrigerator.

256 to 354 cal. per serving. *Cost: 52¢

Recipe submitted by FLORA HARRIS Tested in THE AMERICAN HOME KITCHEN

CHARLES R. ROSENBERG, JR.

IT'S not news that on or before March 15 every citizen who had a taxable income during the year 1941 must file a "return" on it. And it's not news, either, that the new income tax law imposes the highest rates in our history. What is not known to many of us is just what the stipulations of the new law are, and what the ways and means of reducing our tax payments to the lowest possible figure. (It is worth remembering that Uncle Sam expects only what is his due, and that, legally and morally, you owe only the lowest sum to which your tax can be legitimately reduced.) Here, then, are answers to some of the questions which will probably be bothering you when you start your annual tussle with your tax blanks:

Q. When is the tax payable?

A. The full tax due may be paid when the return is filed, on March 15, or one fourth the amount may be paid then and one fourth each three months thereafter until the full tax is paid.

Q. What are the personal exemptions and allowances for taxpayer's dependents?

A. Single person, or married person not living with his or her spouse, \$750. Married person, living with spouse, \$1500. For each actual dependent, not including husband or wife, the taxpayer is allowed a deduction of \$400.

Q. What is the new "optional form" provided by the government?

A. A simplified form of return on which the tax payable is determined according to a printed table which allows approximately 10% for deductions, in addition to personal exemptions and allowances. It is applicable on gross incomes of not more than \$3000 derived solely from salaries, wages, etc. Its use is not compulsory, and it is wise to figure your tax by both this and the ordinary return method, and use whichever is lower. Either form is legal and acceptable to the government.

Q. What income is non-taxable?

A. Money received as beneficiary from a life insurance policy, health and accident policy, or under workmen's compensation laws; money or property received as gift, under will or by inheritance; old age benefits paid under the Social Security Act; unemployment insurance benefits; government pensions to soldiers and soldiers' widows; money received as damages for personal injuries or loss of life resulting from negligence or wrongful act of another; alimony payments; money received under separation agreement between husband and wife.

Q. What kinds of taxes are legally deductible?

A. Real estate taxes, state or city income tax, state gasoline tax, state fees for automobile



Ewing Galloway

TAX LAW interpreted!



Ewing Galloway

and driver's licenses, state sales tax (if paid by you as consumer), state use tax (if paid by you as purchaser), state or local personal property tax, safe deposit box tax, tax on telephone and telegraph messages, state unemployment taxes withheld from you as employee, Federal admissions tax on tickets to theatres, movies or sporting events. For some of these tax payments you will have receipts or cancelled checks, but for others—admissions and gasoline taxes, for instance—you'll probably have nothing to show. In such cases you can work out a fair estimate. The speedometer reading on your car, for example, should show the mileage covered in 1941. By dividing the total mileage by the number of miles per gallon your car makes, you will have a reasonably close estimate of the number of gallons of gas you used during the year. Multiply this by the tax per gallon and you will have the amount of deductible gas tax in dollars and cents.

Q. What kinds of tax payments are not legally deductible?

A. Federal income tax payments; estate or inheritance taxes, whether Federal, state or local; local tax assessments having a tendency to increase the value of the assessed property.

Q. What other deductions can the taxpayer make lawfully?

A. Interest on mortgages and loans; uncompensated damage by fire, storm, shipwreck, theft, or other casualty; contributions to religious, charitable, and educational organizations. (If you are

UNCLE SAM EXPECTS YOU TO PAY ONLY WHAT IS HIS DUE!

buying an article on the installment plan, the interest you pay may be deducted if the installments actually include interest. If, for example, the cash price of an electrical appliance is \$200 and the installment price \$225, the \$25 difference would not be deductible as interest because it is not clear that the seller is collecting it as interest. However, if the selling contract provided that there should be ten installments of \$22.50 each and that \$2.50 of each payment was interest, such interest payments would be deductible. It must be made definite in the contract that interest is being charged and paid—and how much.)

Q. What special deductions may be made by business man or employed person?

A. The business man may also deduct all his business operating expenses and such items as losses, bad debts, and depreciation of equipment. Employed taxpayer may list as deductions any sums which he necessarily expends in connection with his job and for which he is not reimbursed by his employer, such as: traveling expenses (not between home and place of employment), premiums on fidelity bond or insurance necessary for job; necessary entertaining; equipment and tools necessary for job; dues to labor unions or trade associations; telephone calls and telegrams in connection with work; operating and maintaining automobile necessary for job; uniform and other equipment needed on job and not adaptable for ordinary wear or use; attendance at business and professional conventions incidental to the taxpayer's work.

Q. May husband and wife still file separate returns?

A. Yes, but not necessarily. They may file a joint return if they prefer.

Q. What about surtaxes?

A. In addition to the regular tax, you must pay a surtax on your "surtax net income," which is your total income less deductions, dependency allowance, and personal exemption. The whole tax you are required to pay is the sum of the normal tax and the surtax.

Q. What is earned income?

A. This is the money you have received for your personal services.

Our booklet on taxes will be sent you on receipt of 6c in stamps. Address TD, The American Home, 444 Madison Ave., New York City

THE KEY TO PROPER GARAGE PLANNING

FACTS you should know before you build a garage

New 20-page handbook gives accurate data on garage sizes, location, construction. Contains basic driveway plans, scores of ideas.

"Facts you should know before you build a garage" was written by Joseph Weston, a nationally known residential architect, and edited by leading home, building and architectural magazines. It contains essential facts you should know about garages; will help you avoid costly errors. Send for your copy now. You will also receive a booklet on the Craw-Fir-Dor, the popular, low-cost, overhead-type garage door. Ideal for new or old garages. Sold by all progressive lumber dealers.

PRICE ONLY 10c

MAIL THIS COUPON NOW!

FIR DOOR INSTITUTE, Dept. 12, Tacoma, Wash.
Enclosed find 10c for my copy of "Facts You Should Know Before You Build a Garage!"

Name _____
Address _____
City _____ State _____

Save 50% More Closet Floor Space

with **HANDEE SHOE RACK**

Just out! A new kind of shoe rack that assembles shoes in a neat, orderly, accessible row, flat against the back of the door or wall. Nothing like it on the market. Saves 50% more closet floor space than old-fashioned racks. Costs little—saves much space. Made of lifetime steel. Attached in a minute with a screw driver. Get 3, complete with screws, ready to install, at your hardware, dept. or chain store today, or send only a \$1.00 bill and HANDEE Shoe Racks will be sent, postage prepaid, to your home.

A. B. CARLSON & CO.
Dept. 11 Aurora, Ill.

Price **3 for \$1.00**
at Hardware, Dept., or Chain Stores or Direct from factory, postage prepaid.

SUNSHINE CLOTHES DRIER

CLAY

Gently turns in the breeze—drying wash evenly and spotlessly clean. Folds like an umbrella to store away. 135 ft. finest line. Turns in only 15 ft. of space. Does away with unsightly clothes poles. Illustrated folder A-142 FREE.

STAND IN ONE PLACE TO HANG ENTIRE WASH

CLAY EQUIPMENT CORPORATION, CEDAR FALLS, IOWA

Women Earn up to \$23 Weekly

AND WEAR THIS DRESS FREE!

Be our home service representative. Show your friends the gorgeous Spring and Summer portfolio of Fashion Frocks—which we send you free—and take their orders. Thus you can make up to \$23.00 weekly and get your own dresses free.

DRESSES as low as 2 for \$3.28

Stunning styles—rich fabrics—all astounding values. Easy to start at home in spare time. No experience necessary. No money required at any time. Rush name and address quick for this amazing opportunity to have an extra income and wear free dresses. Act now. Give age and dress size.

FASHION FROCKS, INC., Desk 31034, Cincinnati, O.

WHEN YOU CHANGE ADDRESS—Be sure to notify the Subscription Dept. of THE AMERICAN HOME at 251 Fourth Ave., N. Y. C., giving the old as well as the new address, and do this at least four weeks in advance. The Post Office Department does not forward magazines unless you pay additional postage.

NEW! EASY WAY TO CROCHET BEAUTIFUL, SOFT, WARM AFGHANS

No. 063—Crochet this popular Ripple Afghan in shades of red, or in shades of brown and yellow (State Choice). Herrschner sturdy, long wearing, easy working, soft, pure wool yarn is ideal for warm Afghans. Kit contains everything to get started—it's simple to crochet—you can reorder yarn from Herrschner. Money back if not 100% satisfied. Order by number.

RIPPLE AFGHAN STARTING KIT \$1.00

10 BIG 50 YD. SKENS PURE WOOL YARN FULL INSTRUCTIONS CROCHET HOOK HAND CROCHETED PATTERN

POST PAID

Free PATTERN WITH KIT

FREDERICK HERRSCHNER CO.
508 S. FRANKLIN ST. CHICAGO, ILL.



Dear American Home



AS WE turn the page of our calendar to a brand new year, we feel there is nothing we'd like better to do than extend a hearty handshake to our two and one-half million readers. That being out of the question, we at least can share with you some of the human thoughts and impressions that come to us via the mailbag each day. Here, for example, is one about the servant problem in England by a reader who brought her children over here to this country last summer and is now making her home in our own far West:

DEAR EDITOR:

I have been very interested in the articles which have appeared from time to time in your magazine dealing with the "servant problem"—a problem which is very real in England where we do not have the wonderfully equipped labor-saving houses which one meets everywhere over here in the States.

My home in England is an old Elizabethan house set in four acres. We had two resident maids, a cook and a parlor-maid, and a daily char-woman from nine to two who did the heavy work and helped with the silver and other polishing. The laundry was sent out. There were two gardeners who cut vegetables for the cook, picked the apples and pears, and brought in the wood, coal, and coke so that the maids had no outside work to do. I should add that the house has partial central heating, plus anthracite stoves in the drawing and dining rooms, so that it is warm and comfortable. Because it is a house in which one could always find something to do, the work was carefully planned and allotted to different days, and a list pasted up inside the broom cupboard door so that it could be consulted every morning. So far, so good. The maids were not overworked, they had good food, light hours, their days off, their own rooms. But that was not enough; I wanted them to feel settled. I wanted them to feel that they wanted to stay, so I selfishly set about trying to achieve this.

First, I decided to take away the feeling of inferiority which always seems to accompany domestic duties, and make them feel like *people*. So there were permanent waves for birthdays and manicure sets for Christmas presents—both of which repaid amply. Their hair was always neatly and attractively done—no more curlers peeping out from under their morning caps. Clean, well-manicured hands were ready for serving at meal times, so that my guests would remark about them and I would pass on their compliments with a word of praise of my own. There was always a good selection of working gloves and a bottle of hand lotion on the kitchen window-sill, which worked wonders. There were carefully chosen, good quality uniforms, becoming to their coloring.

Then came the time when it was no longer "comfortable" to go to the movies, or even safe to go far from home, which gave rise to new problems. So the "top lawn" was given over to the servants' use and furnished with comfortable chairs and an adequate table, and one night a week they entertained their friends in the drawing room; if the "family" were home then, we used the study. The day before their weekly party the drawing room would be polished until one could see one's face in the furniture, and the next morning everything would be spotless—being given privileges,

they never "took liberties." We all know that maids are entitled to well-furnished bedrooms and adequate bathrooms of their own, reasonable hours, and not too heavy work. But are we all that we should be when it comes to providing for those about us the interesting little touches which turn life into a thing of graciousness?—MARJORIE HUTT.

HERE'S A TASTE-TICKLER FOR YOU GARDENERS:

DEAR EDITOR:

Last spring the seed catalogues were all telling us to plant Defense Gardens. I wonder if many people, like ourselves, planted one and if they have enjoyed it as much as we have? The seedsmen were right. We have never before had such an abundance of vegetables at our house. We have gone all out, beginning with beans and peas and going right straight through the garden calendar, with enough not only for ourselves but for our city friends, who had no growing space.

Our herb garden, which we have had almost since we have been in the valley, has yielded basil and sage (which are even now drying on the back porch), parsley and chives and mint, and we were fortunate in having a very fine spring, so we grew our own water cress. Speaking of basil, we have found that fresh-cut basil put into a glass of tomato juice, just as you would drop a sprig of mint into iced tea, is delicious. And the light green of the basil and the ruby of the tomato make an appetizing-looking drink, aside from the added zest which the basil gives to the juice.

Yes, it has been a Defense Garden, a defense against shrieking headlines, loneliness and boredom, and a healthy exercise. And all this has been ours for a cost of about five dollars, plus the price of plowing. I hope some of your suburban readers will want to try it. It's a mint of fun and good eating! What more can anyone ask of a garden?—MARION W. BARROWS

A LETTER THAT MADE US FEEL ESPECIALLY PROUD:

DEAR AMERICAN HOME:

Good morning! I'm coming in for a long-promised visit with you, after having had you come into *my* home for many, many years. Actually, it was away back in 1929 that one evening, when I strolled into a drugstore in quest of something that would take my mind from a not-too-happy world, I spied THE AMERICAN HOME. Some of the years between then and now I have been a subscriber, but much of the time I just picked the magazine up from the newsstands where I happened to be—Missouri, Michigan, Wyoming, Colorado, New York, Kansas, and now Massachusetts. Thank goodness it is on all the stands everywhere!

As I decided after reading the very first copy I saw, you are one of the biggest little magazines published. I have said over and over that if the Government could see the everlasting good to be derived from THE AMERICAN HOME it would give a subscription to every married couple as a wedding present!

Always where I have lived my surroundings just had to take on a semblance of beauty, at least. I have made dressing tables out of orange crates, have seen old furniture that could be bought for a song and taken it and removed the cheap glued-on pineapple carvings, then applied a coat of black paint, and behold, something good emerged!

I have one of the dearest husbands that ever breathed, but even his powers of imagination are taxed sometimes to follow my ideas. But when he does "get" them he is enthusiastic about the changes and proudly shows what "she" did! May I tell you something about him? As a lad of eighteen he came here to the United States from Finland, speaking no English and knowing scarcely anyone. His first work was in the coal mines of Wyoming, and from there he went from place to place until he met and married a Finnish woman in California. Eventually they both went back to Finland in order to inherit the estates of their parents.

While there in his homeland he was incensed by the unfairness of the Russian domination, so he began to take a part in the government and was speaker in Parliament for over fifteen years. Then came the time when it seemed that little Finland might secure her independence, and he was the one who engineered the parley and finally secured the recognition of Finland as a free country. Then came the election and he was chosen as the first Premier of the new Democracy. Later on he came back to America by way of Canada and then to Massachusetts, where he has been editor of a Finnish paper for years.

His first wife died some years ago, and while he was making a tour of America by bus he and I met out West and were married. Since then we have made our home here in New England in an old house. How much pleasure I have had in "doing things to it," and right there is where THE AMERICAN HOME has come into constant use!—"DEVOTED READER"




"Tommy is a spiller-diller. What a grand idea it was to put a plate glass top on our breakfast bar! No trouble at all to wipe it clean. That L·O·F Louvrex over the counter gives me a lot of light to work by. The glass shelves for knick-knacks are a bright spot of color."



"Here's how to grow a bigger room. Our living room is just a little snug. We made it seem much larger by putting a polished plate glass mirror over the mantel. And the reflections double the beauty of things I put in front of it."



"I can see myself tip to toe. Often, just as I am ready to dash off to a party, I save myself later embarrassment by discovering that my slip shows or my blouse is out in back. A full length mirror is a lifesaver."



"My little pig bank went to market. Nickels and dimes bought my nook for knick-knacks. The shelves are L·O·F Polished Plate Glass. Being glass, they let light from below play on everything. The effect is lovely."



"Window Conditioning saved \$38 on fuel. Tom says it's the smartest thing we did, putting double windows all around. We didn't have them the first year. But last winter besides saving \$38, we were a lot more comfortable."

"-and everywhere that Mary went-"

her home was bright and cheery with Glass Designed for Happiness

Mary wasn't rich. But she was wise. That's why she and Tom used L·O·F Glass so many places. It costs but little when you think what you get and how much housework it saves.

Even low-cost homes, which may be bought with payments just like rent, can have glass features like hers. These same ideas can be used, too, in remodeling or redecorating an existing home.

How to get facts and get going

Lumber and glass dealers handling Libbey·Owens·Ford products can give you figures on windows and Window Conditioning, wall and door mirrors, glass shelving and cupboards, and many other uses.

Look for the familiar L·O·F shield displayed by the Libbey·Owens·Ford dealer in your town. Get in touch with him for help in working out your plans.



"Guests say they adore the bathroom. They always mention the Vitrolite wainscot and how bright and spotless it is. All I do is wipe it, now and then, with a moist cloth. Tom says it will never lose its lustre or cost a cent for upkeep."



GET THIS IDEA BOOK! It's brand new and full of charming ideas for making your home more livable and lovable with L·O·F Glass, Designed for Happiness. Just send 10c to Libbey·Owens·Ford Glass Co., Dept. AH-142, Nicholas Building, Toledo, Ohio.

See your  Lumber and Glass Dealer

**LIBBEY
OWENS
FORD**

GLASS

Designed for Happiness



Best of the Year

MARION HUTTON
Glenn Miller's Moonlight Serenade
"rings in the new"
with Chesterfield

It's CHESTERFIELD

... first for a *Milder* and decidedly
Better Taste ... first for *Cooler Smoking*

...and *right you are* because everything in
Chesterfield ... every bit of material used, is put there to
give you just what you want in a cigarette ... from the
Right Combination of the world's best cigarette tobaccos
to top-notch manufacturing methods.

MAKE CHESTERFIELD YOUR SMOKING PLEASURE OF THE YEAR *They Satisfy*