THE AMERICAN HOME

MAY · 35¢

PROPERTY OF THE
LIBRARY OF THE
APR 22 19
WOMEN'S
UNIVERSITY OF NORTH CAROLINA

SERVING OVER 3,200,000 HOMEMAKING FAMILIES

Mr. and Mrs. Shop World's Biggest Market

THE MALE AND GOOD VICTUALS

Plastic floor is Armstrong Excelon Tile, No. 796, with inset strips in 4 different colors.

a dream of a room needs a dream of a floor

Today's family room is a sort of dream room, a wonderful place where all the family can be together—even when all sorts of different activities are going on. Armstrong Excelon Tile is just the floor for a room like this; it's perfect for whatever job the room is doing at the moment. When it's a party room, the good looks of Excelon Tile set a smart note. When it's the children's playroom, this tough vinyl-asbestos floor can take the rough-and-tumble and never show a sign of wear. Spilled things and stepped-on crayons wipe away from the smooth surface of Excelon Tile with a flick of a sponge mop. With all these advantages, it's one of the lowest cost floors you can buy. But perhaps the best news is that this fashionable, modern Armstrong floor is the easiest of all for the do-it-yourselfer to install. The tiles can be cut with scissors, and the adhesive is spread with a brush! Available in many lovely designs and colors, Armstrong Excelon Tile is a wise buy for any room.

SEND 25¢ FOR "SUCCESSFUL DECORATING," 32-page book in color showing ideas and color schemes for every room. Description of this Modern-Colonial family room, with list of furnishings, available free. Write Armstrong Cork Company, 5805 Pine Street, Lancaster, Penna.

Armstrong

THE MODERN FASHION IN

FLOORS

WATCH ARMSTRONG CIRCLE THEATRE, Alternate Wednesday Nights, CBS-TV

LINOLEUM • INLAID VINYL CORLON • RUBBER TILE • CORK TILE • LINOTILE • CUSTOM CORLON PLASTIC TILE • EXCELON VINYL-ASBESTOS TILE • ASPHALT TILE

"Never before, whole-house air conditioning like the LANDMARK* by LENNOX"

—reports Alex Dreier, NBC's "Man on the Go," about this sensational new advance in all-year comfort

COMFORT COMES BY THE BLOCK in the Landmark! This assembly consists of completely *separate* "blocks of comfort" for cooling, heating, air handling—so your Lennox Comfort Craftsman can set up the perfect comfort combination for your home. *No other system remotely approaches such selectivity!*

IT'S WHOLE-HOUSE AIR CONDITIONING, made-to-measure for your home; never too little for comfort, never too much for health. Just-right cooling in *every* room—not just one or two, as with window conditioners. Perfect winter heating, too. No "comfort compromise," as with factory-assembled units of pre-determined cooling and heating capacities.

IT'S SUPER-QUIET—AND LOOK, NO DRAFTS with a Landmark installed by a Lennox Comfort Craftsman. I gave it my "shirtsleeve test." Sure enough—no noises, no drafts! Proper air handling does it: correct sizing of ducts and registers lets the big, two-speed Lennox blower 'float' air throughout the entire house.



HOT WEATHER AHEAD

Get your Landmark now and get set for summer comfort!

Here at last is the kind of air conditioning you've always wanted, but never could have—till now! Air conditioning sized *precisely* to your home. Air conditioning that fills *every* room with the cleanest, freshest, most comfortable indoor air ever known to man. Air conditioning without dangerous drafts or disturbing noises.

Indeed, the Landmark is so quiet—with its blower mounted on live rubber, its unique straight-line design—that only the comfort it provides tells you it's operating. The Landmark even keeps your home freer of dust and pollen—and housework!—because of its oversize Hammock filter, another Lennox exclusive. And its extreme efficiency means really substantial savings in operating costs!

CALL YOUR LENNOX COMFORT CRAFTSMAN—soon, before hottest weather sets in, so he can serve you promptly. (You may install Landmark cooling now, heating later.) Ask him about a FREE AIR CONDITIONING SURVEY. *His name's in the Yellow Pages; or write the nearest Lennox factory. (The Landmark is also ideal for many commercial installations.)*

LENNOX comfort craftsman

LANDMARK by LENNOX

*Trademark

© 1958 Lennox Industries Inc., Heating and Air Conditioning, founded 1895: Marshalltown and Des Moines, Ia.; Syracuse, N. Y.; Columbus, O.; Decatur, Ga.; Ft. Worth; Los Angeles; Salt Lake City. In Canada: Toronto, Montreal, Calgary, Vancouver, Winnipeg.

NO OTHER ANTISEPTIC
not even iodine
IS SO EFFECTIVE YET SO SAFE!

Johnson & Johnson First Aid Cream fights infection without stinging.

Cuts, burns, abrasions heal faster because it doesn't burn or harm tissue. Greaseless, stainless.

The modern first aid treatment for the whole family.

Johnson & Johnson



THIS MONTH, the American HOME takes a young couple on a tour of the famous International Home Furnishings Show in Chicago. Our friends make themselves at home here midst the new Marblehead furniture group by Willett. Story begins on page 13. Photo: Kranzten Studios.

MRS. JEAN AUSTIN
The Editor

•

MARION M. MAYER
Executive Editor

ROBERT HOUSEMAN
Editorial Administrator

WILLIAM LANYON
Managing Editor

WILLIAM R. BOWMAN
Art Director

EDWARD FORTUNA
Art Editor
WILLIAM NIGHTINGALE Associate

HUBBARD H. COBB
Building Editor
JAMES W. BRETT Associate

MRS. JUNE M. TOWNE
Food Director
VIRGINIA SCHROEDER Associate

VIRGINIA THABET
Home Equipment Editor

MRS. MARY E. MONZE
Decorating Editor

THEODORE A. WESTON
Garden Editor

MRS. GERTRUDE BRASSARD
Table Merchandise Editor

MRS. DOROTHY L. BRIGHTBILL
Pattern Editor
KNUTE HEINZ Associate

MRS. HELEN DE MOTTE
Market Place and New Products Editor

LESLIE R. FORESTER
Copy Chief
HELEN SCHMIDT Associate

ROBERT J. MAHN
Production Manager

FERDINAND D'ESPOSITO
Editorial Production Coordinator

• • • • • • • • •

Editorial Assistants

ANN QUE BROWN, Home Equipment; ELSIE ANGERSON, Food; JEANNE G. WEEKS, Patterns; HELEN SCHWARTZ, General Editorial; JACK R. LARSEN, JULIA SAVARESE, Editorial Production.

IN THIS ISSUE

May 1958 **Vol. LIX, No. 6**

Arts and Crafts

32 Fun and Fancy Work
82 Picture-Pretty Coasters
90 Pattern Order Form
108 Make that Old Chair Look New

Gardening

73 Take Care—the Back You Save May Be Your Own
74 Garden Tips
94 Be Your Own Landscape Architect
104 Six Ways to Give Your Home a Lift

Decorating

13 Chicago, Chicago . . . I'll Show You Around
36 Too Many Cooks
38 Two for the Show
86 Fresh Flowers Forever
100 Rx for M.D. . . . a Mood for Music
104 Six Ways to Give Your Home a Lift

Foods, Kitchens and Entertaining

41 Good Victuals
46 Take a Bottle of Catsup or Chili Sauce
53 Recipe Portfolio—Quickies
55 Quick Cooking Tips
64 Mother's "Maple Mink"

Homes and Maintenance

9 Determined to Have a Home
24 Do You Need Mortgage Insurance?
27 New Youth for an Old Farmhouse
34 Summer House You Can Build Yourself
77 How-to Tips
78 Pave As You Go
87 Stop that Leak
91 We Bought the View and Built the House Around It
98 1 Power Tool Works 5 Ways

Features

30 Kind Sir . . . Leave that Front Porch Be!
74 Where Credit Is Due
111 Market Place
118 Coming in June

THE AMERICAN HOME, May, 1958. Vol. LIX, No. 6. Published monthly by The American Home Magazine Corp., 300 Park Ave., New York 22, N. Y. W. H. Eaton, Chairman of the Board. Treas.; Jean Austin, President-Secretary; Archa O. Knowlton, Marion M. Mayer, John J. Veronis, Foster Willett, Vice-Presidents. Executive, Editorial and Advertising headquarters, 300 Park Ave., New York 22. Subscription Department, American Home Bldg., Forest Hills, New York. Copyright 1958, by The American Home Magazine Corp. All rights reserved. Title registered in U.S. Patent Office. Subscription price in United States, Canada, and Pan American countries $3.00 a year; 2 years, $5.00; 3 years, $6.00. All other countries, add $1.00 per year for extra postage. Entered as second-class matter December 31, 1935, at the post office at New York, N. Y., under the Act of Congress, March 3, 1879. **POSTMASTER: Send notices by Form 3579 to American Home Bldg., Forest Hills 75, New York.**

Now...One Hardware Mutuals Homeowners policy can protect you these 31 ways*...

LOOK! ONE THRIFTY POLICY PROTECTS YOU AGAINST ALL THESE COMMON HAZARDS



... and many more!

WITH SAVINGS OF 20% OR MORE!

Here's why you should switch now from old-fashioned, many-policy protection to Hardware Mutuals remarkable one-policy Homeowners Insurance:

PACKAGE SAVINGS

By combining five policies in one, you can save as much as 20%.

DIVIDENDS

Hardware Mutuals Homeowners policyholders also enjoy current dividend savings of 20%.

TIME PAYMENTS

You can pay your premiums on a convenient time payment plan.

NO WAITING

No need to wait until present policies expire . . . Hardware Mutuals give credit for existing insurance.

This policy is now available in most states. Get all the facts on how much you can save now... just call your nearby Hardware Mutuals man or return the coupon.

FREE!

Household Inventory Booklet. 24 pages, illustrated. Lets you list every article in your home and its value . . . a vital record in case of fire.

Insurance for your AUTOMOBILE...HOME...BUSINESS

Hardware Mutuals.

Stevens Point, Wisconsin · Offices Coast to Coast

HARDWARE MUTUAL CASUALTY COMPANY
HARDWARE DEALERS MUTUAL FIRE INSURANCE COMPANY

Hardware Mutuals AH58, 200 Strongs Avenue, Stevens Point, Wisconsin

SHOW ME how you can cut my home insurance bill. Also please send me without obligation the free copy of your Household Inventory Booklet.

Name_____

Street_____

City_____ Zone_____ State_____

For a lifetime of carefree living...

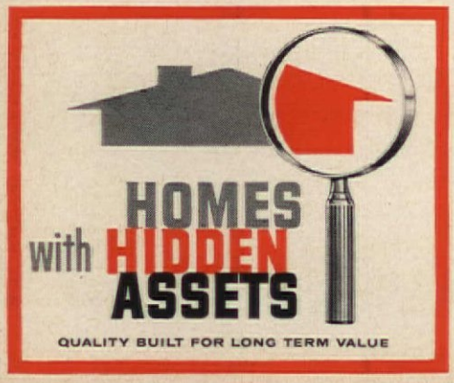

Read how you can have more home to enjoy right now, greater long-time protection for your investment, then . . .

Look for the builder who displays this sign!

look for the home with Hidden Assets

Because a home is probably the most important single investment you'll ever make, it's most important to look *into* a home before you buy . . . as well as *around* it.

Quality building materials are going *into* this home. So are beauty, comfort, easy maintenance, and protection from fire and deterioration—the Hidden Assets you find in quality-built homes.

Ask your builder about the Hidden Assets he features in his homes. Make certain your home has these hidden construction features that assure a lifetime of carefree living for you and your family.

UNITED STATES GYPSUM

The greatest name in building

FLINT®

Stainless Steel Kitchen Tools

Chef-Design Spatula . . . shaped to smooth on frosting with professional skill. Extra flexible.

Spring-Action Turner . . . so flexible it slides into any size or shape pan for easy turning.

Tall, tapered and Terrific

and each with a Plus feature!

Tapered-Tine Fork . . . picks up cooked vegetables without splitting. Grips roasts firmly.



Measure-Marked Spoon—inside of spoon marked for convenient measuring: 1 tsp, 2 tsp, 1 tbsp, and 2 tbsp.



Knife-Sharp Masher . . . small, sharp openings mash easier, faster, smoother. Never a lump.



Twin-Spout Dripless Ladle—pours from either side with no dripping. Ladles full half cup at one time.

© 1958—Ekco Products Co.

THE ONLY KITCHEN TOOLS SO GOOD THEY'RE GUARANTEED FOR 15 YEARS

LOOK FOR THE EXCLUSIVE FLINT CENTER HANG-UP HOLE!

EKCO® *the greatest name in housewares*

DETERMINED TO HAVE A HOME

EDITH R. SMALL

They said that it couldn't be done. "Build a wheelchair house!" my horrified friends exclaimed. "You must be crazy." After I had written to the authorized sources for technical information on how such a house should be built, I was inclined to agree with them. Some sent plans which did not fit my needs, while others refused plans. There was one big thing that they all had in common. The estimated price was so high that no ordinary family, much less a lone woman, could afford to build. All my ambitions and dreams went tumbling until my Yankee stubbornness took over. Then I began reading books by authorities to find out what the actual requirements were. In my research I might pick out one whole chapter from one book and just several paragraphs from others. Every building material could be bought in any good supply house. I asked myself why these simple ideas could not be gathered into the building of one small house. My enthusiasm began to return for I was beginning to create and starting to live an independent life.

The vice-president of the bank was of great help. He found John C. Smith, an understanding contractor who helped me cut financial corners. In these days of high prices it was difficult to keep within a budget. I did it, but not without Mr. Smith's kindly advice and help.

About two months later I moved into the shell of a home. As we drove up I was (continued)

GETTING TO THE FRONT DOOR quickly to welcome visitors is no problem in a house designed to lend a helping hand. All doorways are wide and no ramps or rails set the home apart; there's just an aluminum door sill to cross.

"THERE IS MORE to wheelchair living than meets the eye," says Edith Small. "Take entertaining, for instance. I do a lot of it and find the house more helpful than a maid."



WASHING DISHES IS EASY. All cabinets, counters and sink are 32" from the floor rather than the regular 36". Sink is partially open underneath; sliding shelves hold dishes.

BUILDER: JOHN C. SMITH

New! For Automatic Dishwashers

Cascade eliminates drops that spot!

Only new **Cascade** contains Chlorosheen to change water drops into clear-rinsing "sheets" —stops spotting as no other detergent can!

Don't blame your dishwasher for spotting problems. Switch to new Cascade! As these glasses show, new, improved Cascade stops spotting as no other detergent can. Cascade's exclusive Chlorosheen changes water *drops* into free-flowing sheets . . . leaves everything so slippery-clean, rinse water slides right off. Result: no water drops, no ugly spots. Cascade gets everything *close-up clean!* And Cascade is *safer* for delicate china patterns than any other dishwasher detergent. Nothing can match it!

Waste King®

advises you to use **Cascade**



Waste King Automatic Dishwashers' exclusive 4-way action washes, dries dishes sparkling clean, germ-free. Super "Hush Cushions" assure quiet operation. Baskets hold more and larger dishes. Power pre-rinse ends hand-rinsing . . . unique Thermal Control gives final 160° rinse. Humidity-free drying keeps moisture in tub (no steamy kitchen.) And *to eliminate drops that spot,* Waste King packs Cascade in every new machine.

Every leading dishwasher manufacturer advises you to use Procter & Gamble's **Cascade**

(continued)

ELECTRIC OUTLETS are two feet up the wall, conveniently within reach. This one is beside the built-in ironing board. Set for ironing, board rests on the arms of Mrs. Small's wheelchair.

delighted to see that the terrain made it possible for the foundations to be low in the ground. I had heat, water and electricity but no finished kitchen. I asked to have it that way. I wanted to be in on as much of the building as possible.

My son put up a rickety old card table in one corner of the living room and when my furniture came I managed to find a little electric teakettle and a small stove. I had set up housekeeping.

My bed was put up in the bedroom alcove, but the rest of the furniture, boxes, books and cartons were stacked in the middle of the living room. My refrigerator came with the furniture and was the only piece of equipment that I had for many a week. I could hardly wait to actually see all the wheelchair requirements which I had read about and ordered but never seen, so the first thing that I did was to wheel myself between ladders, workmen and paint cans to the casement windows. I was fascinated by the ease with which I could wind them open and shut; no more stuck windows, high beyond my reach. I looked at the wide doorways or no doors at all and could still remember the sting of scraped knuckles as I had bounced over door sills and through ordinary doorways for seven years. An electric light plug (continued on page 72)

ONE OF MRS. SMALL'S hobbies is growing African violets which, she says, "reward me with a spectacular display of lovely blooms in my living room window."

So little lets you live better *electrically* in this new General Electric Kitchen

$39.00 A MONTH* HAPPY HAVEN KITCHEN. An easy budget plan can bring you this better way of living. Spread payments up to 5 years. Or if you build or buy a new home, add $6 or $7 a month to your mortgage. You'll love this original kitchen-laundry. Combination Washer-Dryer with Wall Oven above. Handy Cabinettes over Base Cabinets; Textolite® Countertop with built-in Range Units, Sink with Disposall®; Undercounter Dishwasher, big two-door Refrigerator-Freezer, Air Conditioner.



$52.00 A MONTH* MERRY MANOR KITCHEN puts you and your family at ease. For less than typical monthly car payments you can have this complete General Electric Kitchen-Laundry in convenient built-in style! Spacious G-E Cabinets, Sink with Disposall, Undercounter Dishwasher, 13 cu. ft. Refrigerator, Upright Freezer, Filter-Flo® Washer, Dryer, Air Conditioner. Serving bar divider has 40-inch Range. Your G-E Kitchen Dealer will make a plan to fit your space. Remodel now.

GENERAL ELECTRIC

*Approximate monthly payments—based on credit terms after 10% down payment under a Kitchen Modernization Plan—available from General Electric Credit Corporation—or any financing institution you choose. Installation and accessories shown additional. All prices subject to local variations.

General Electric Home Bureau, Appliance Park, Louisville 1, Ky.
Please send a local representative to survey my kitchen needs.

NAME _____

ADDRESS _____

CITY _____ ZONE _____ STATE _____

AH-5

FOR GUESTS—FOR GIFTS—FOR YOUR FAMILY'S SUMMER COMFORT

Cannon's most popular towels at savings now

Save on Cannon Glitter towels for gifts Luxuriously textured, with exclusive Beauti-Fluff finish, soft, washable metallic borders. Many others, now **$1.69.**

Save on Cannon Carefree colors that stay carefree
Summertime means more towel washing—and Cannon Carefree colors stay bright as new *wash after wash.* Now **$1.**



Save on sturdy towels for all those extra summer baths
Cannon stripes like these are *more* than just pretty. They'll give lots of rugged wear, come through extra summer washings like new. Many Cannon stripes, now **$1.**

TRADE MARK CANNON

SEE THESE AND MANY OTHER CANNON VALUES—NOW AT YOUR FAVORITE STORE

Cannon Mills, Inc., 70 Worth Street, New York 13, N. Y. · Towels · Sheets · Bedspreads · Draperies · Stockings · Terry Cloth

THE AMERICAN HOME takes a young couple on an after-hours, behind-the-scenes tour of the American Furniture Mart.

CHI-CA-GO, CHI-CA-GO, that toddl'-ing town, CHI-CA-GO, CHI-CA-GO –

I'LL SHOW YOU A-ROUND*

LESLIE R. FORESTER

Kindly remove your high-heeled shoes and slip into something comfortable. For you are about to take a trip the likes of which your feet have never known. Carl Sandburg once described Chicago as the "hog butcher for the world . . ." But the Windy City has another claim to fame . . . the fabulous, the spectacular International Home Furnishings market.

For the "Market" is the time of winter when some 30,000 retailers descend upon the city to replenish their stocks for retail sale. Imagine —30,000 eager-beaver buyers pushing and shoving their way to take their pick of a multi-million-dollar, 11-mile-long display of furniture, floor coverings, appliances, radio and TV sets, decorator fabrics.

Well, we were there too, and Holy Cow, said we, with nary a nod to Mrs. O'Leary and her high-kicking heifer, why not . . . why not . . . take along a young American couple on this gigantic buying spree? Give Mr. and Mrs. Consumer a sneak preview of the newest, most exciting things in 1958 home-furnishings fashions. And that's exactly what we did!

(continued on next page)

NEWS!! Kirby hikes herself up on the counter to show Norm that this smallest of all combination washer-dryers on the market—the Easy "Combomatic" really slides right under the kitchen counter top. Petite doesn't mean it is not efficient for it's just that. Its baffles cause clothes to high-dive in the water.

NEWS!! The new Shaker-inspired furniture group Declaration introduced by Drexel. Here, Norman points to the Catkin headboard which is definitely Pennsylvania Shaker. The Declaration line is worked in beautiful low-sheen oiled walnut with black poplar inlays. This correlated group is comprised of 50 pieces.

* Copyright owned by Fred Fisher Music Co., Inc., N. Y.

NEWS!! Fabrics in man-made fibers. Kirby looks with approval at tradition-inspired upholstery fabrics, reflecting a current trend to practical elegance, and the texture and bulky look of an all-nylon dobby weave. Not shown are sound-absorbing drapery fabrics and the heavy linen-like blends of Dacron and flax.

According to "Believe It Or Not," all the people of Chicago could be placed in the Merchandise Mart at one time, let alone how many in the American Furniture Mart—the two places where the Market is held. But enough now of the fatty facts and on with the show.

Our real, honest-to-goodness reason for putting our young couple through "the works" was to get an idea ourselves of what will go over with you. For in spite of the hassle between buyers and sellers in Chicago, the final judges—the people who will decide what will or won't sell—are you, the consumers. Some of the things Kirby and Norm saw quite frankly left them cold. Others threw them in a tizzy of buying excitement . . . just the way they would *you*, Mr. and Mrs. America .

And you might well ask right here—why did we take a husband along? And we'll ask right back . . . how often would you go out on your own to buy a sofa or refrigerator without the help and comfort of your better half? Mr. Gimbel will tell you—and if he won't, try Macy's—the big important purchases this day and age are made by both the husband and wife. Of course, there are still subtle differences in taste between the sexes, but *vive la difference*, say we. For example,

THIS FEATURE HAS BEEN PRODUCED BY THE JOINT HOME FURNISHINGS AND HOME EQUIPMENT STAFFS

ront of the Du Pont exhibit of new ent damask and the dobby weaves was more impressed with the new bric . . . and what man wouldn't round the house!

nces, Kirby's eye was more apt to be temporary styling, the colors and the e built-ins. Norm took a fancy to the dgets and automatic devices. At right, ly impressed with Philco's new "Citation with its meat and rotisserie oven on top stry oven on the bottom.

wherever we went in Chicago, we were greeted designers and stylists who were indeed most help- iting out the fine points of their new lines. Our ere to the three you see on this page. And without ido, we continue the tour. (continued on next page)

NEWS!! Philco's new Citation "Split-Level" meat and pastry oven. Designer Edwin P. VanSciver points to pull-out pastry oven drawer with look-in glass panel. Above is meat and rotisserie oven. The "Split Level" is stainless steel both inside and out, and can be mounted on a 24-inch-wide base cabinet.

NEWS!! Mr. William Bassler and his newly-designed Marblehead group by Willett. Here, he shows Norm details of the generous moulding capping the hutch cabinet. In the foreground, a lovely harvest table, ladder-back chairs and settle: a perfect setting for cozy dining. Group is solid cherry in unusually fine finish.

NEWS!! Heywood Wakefield Staff Designer W. Joseph Carr explains merits of the new wood-grained plasticized table top. Called Parkwood, it is mar-resistant. In the background can be seen other pieces of the Old Colony group . . . a hutch cupboard and china closet. Around the extension table are a captain's host chair and a matching side chair.

NEWS!! Samsonite's new two-height tray table. Top is made of PlastiShield, a textured vinyl permanently sealed to metal and it is burn- and stain-resistant. Table can be used at cocktail height or can be doubled in height by removing tray and turning frame. Top comes in alabaster with a green, azure or coral frame. Lightweight, easy to carry indoors or out.

NEWS!! Kirby's mouth waters as she peeks into General Electric's new wall oven in mix or match colors. The barbecue spit slips into position in seconds—wonderful for beef, turkey, shish kabob. Electric meat thermometer sounds buzzer when regular roast is done. Ends peeking, poking, guessing. Oven also boasts a see-through door.

NEWS!! Mr. and Mrs. take a well-earned rest on Englander's ne Kirby lies on the Americana bookcase Hollywood bed. Norm rela (2 twins on swing frame) with headboard in Early American ma have top-quality innerspring mattresses of highly tempered stee felt and sisal paddings, pre-built borders, with matching box sprin they're covered in a print with the homespun charm of this country's pi

I'LL SHOW YOU A-ROUND

(continued)

Ranges to the right of them . . . beds to the left of them . . . chairs in front of them. Into the jaws of the Marts rode our fair couple. Dog-tired? Take a look at what happened when they discovered an unoccupied mattress. A bed of stone would have been heaven, let alone the luxurious comfort of Englander's newest Americana mattress and boxspring. Hungry? Naturally. See that roast of beef twirling on its automatic barbecue spit in G.E.'s new wall oven? That was for real and if you think Kirby and Norm didn't sink their teeth into it the second the picture was taken, you're wrong.

But through it all, they came. A bit overwhelmed to be sure. It isn't every day you are exposed to the greatest concentration of new home furnishings to be found anywhere in the world. One thing's for sure—Kirby and Norm are, in a way, typical of all of us. For they, like you, are continually on the search for new and different ways to beautify their home . . . home, the most important thing in a family's life.

On the front cover, you noticed Kirby and Norm pouring over a set of blueprints. Not all of us, of course, are in a position to be building a new home or adding on to an old one. But there are countless other ways to give a home a new look. Could be a new dining-room set or a refrigerator or just simply a new pair of traverse rods. On this and the following pages you'll see Norm and Kirby with more and more and still more ideas to beautify your home. So keep going . . . good luck and happy hunting!

(continued on page 18)

NEWS!! Kirsch Company's new Superfine traverse rods, available in four adjustable widths up to a maximum of 216". They're heavy-duty brass-finish rods, can be used on the wall with brackets or flush overhead like a ceiling track. Kirsch also has double rods that draw both draperies and the curtains hanging behind them.

NEWS!! No trick at all to choose the right temperature or proper time cycle with the new Hamilton gas clothes dryer. Pushbuttons are marked in actual fabric types. There are two separate drying cycles, one a normal setting, the other for delicate fabrics. Next to the dryer is a matching washer.

NEWS!! Mr. Charles Kirsch points out the beauty of the Kirsch "Wonderfold" self-pleating buckram. Here is the new, easy way to make café curtain headings. Simply insert "Wonderfold" into top hem of each panel. With your fingers gather the material to conform with the buckram folds. Clip on café rings, and it's done!

New Simoniz Floor Wax—childproof because there's vinyl in it!

Vinyl—tough, brilliant vinyl—makes new Simoniz® Floor Wax the toughest, glossiest floor wax ever.

Now, kids can spill on your floors. Romp on them. Track on them. Vinyl, the miracle ingredient, means *childproof* protection.

Floors never shone so mirror-bright. Never stayed so bright, so long . . . even with frequent damp mopping. Yet, when it comes to re-waxing, new Simoniz Floor Wax removes evenly—no blotching.

New Simoniz Floor Wax polishes itself. You don't need to buff. You don't need to rub. Try it.

For all floors—linoleum, rubber, asphalt, vinyl tile and finished wood

SIMONIZ MAKES IT

NEWS!! Westinghouse with its "Shape of Tomorrow" has the "fit-in to look built-in" design. Norm is keenly interested in the mechanics of the cold injector principle which chills the food contents faster and recovers the cold loss due to frequent openings of the door. Kirby is particularly interested in the fact that she can choose from eleven color panels—two wood grain, nine textured materials to mix and match with her kitchen decor. The magnetic closures on doors are "child-safe."

NEWS!! The Westinghouse horizontal refrigerator. No craning, no stooping. All foods are on a level with you. And it makes no difference if you are short or tall, because this Westinghouse can be built in to match your height. In only 63 inches of wall space, it has a 9.2 cubic foot capacity plus freezer that holds 119 pounds. Automatic cycle defrosting in the refrigerator . . . defrosts itself. Completely automatic, even to evaporation of defrost water.

NEWS!! Baumritter's slim, modern upholstered chairs with tubular steel frames finished in black or bronze. Leather-grained, tweed and printed plastic in toast, gold, tangerine, charcoal, white.

I'LL SHOW YOU A-ROUND (continued)

NEWS!! Mix and match is today's style trend. Cannon's towels and Para's vinyl curtains make a prettily coordinated scheme in this bathroom. Dainty blue forget-me-nots on a ground of white come in wash cloths, bath and hand towel sizes. A harmonizing solid blue is available in all towels and bath mat. Window curtains in tailored or café styles are made to match the shower curtain. The "forget-me-not" in both towels and curtains comes in pink or yellow on white if preferred.

NEWS!! A subtle blending of beige in the smart plaid of Deltox rug together with painted walls of beige creates serene background for pleasant setting. A smart idea is shelf attached to wall with drawers for storage. Accessoried with black and white objects and the handsome Tapa cloth hung above, it makes a dramatic focal point, takes the place of an expensive piece of furniture. Could be easily copied and adapted to any room. Pulls painted the bright red of chairs, plus table mats, add further interest.

NEWS!! Kirby takes a breather on the new Princess Bed made by Pennsylvania House Furniture. With a semi-canopy, the bed comes in three cherry finishes . . . champagne, candlelight and Mt. Vernon. In twin or full sizes, it is also available in maple.

NEWS!! Private and exclusive writing corner. Armstrong's Parquet linoleum tile in shades of brown with inset feature strip of black makes an elegant floor, so practical and easy to care for, too! Floor-length draperies of white are attractive and match desk top but do not detract from the drama of the unusual painted mural on the adjacent wall.

NEWS!! Above, Kirby and Norm look over samples of Magee's new carpet floor covering of Acrilan fibers. Harbor View comes in "nature colors loomed to last."

NEWS!! Below, Norm is holding the removable door of Admiral's new range. With glass window, door makes oven a cinch to keep clean, check baking progress.

(continued)

The "handy ham"... for a garden-fresh party tray

FRESH IDEAS FOR COOL, CRISP APPETIZERS-IN-A-MINUTE:

DEVILED CARROT CURLS. Cut CARROTS in thin slices lengthwise. Spread generously with UNDERWOOD DEVILED HAM. Roll up and skewer with toothpick. Chill in refrigerator.

STUFFED CELERY. Because it's pre-seasoned, UNDERWOOD DEVILED HAM makes a delicious filling just as it comes from the can. For a blander flavor, mix 2 parts Underwood to 1 part CREAM CHEESE.

CUCUMBER SLICES. Top each slice with a generous spoonful of UNDERWOOD DEVILED HAM. Delicious!

Serve with a Spring Cocktail: equal parts of Underwood Clam Juice, and tomato juice, seasoned with worcestershire.

P. S. Be sure to keep several cans of Underwood Deviled Ham (both Regular and Family Size) handy for party snacks like these!

MADE FROM WHOLE HAMS

Underwood Deviled Ham is made from whole hams, chosen for quality and perfectly cured. It's blended with a secret formula of spices. Result: a wonderful, can't-be-copied flavor.

FREE PARTY IDEA BOOKLET WRITE WM. UNDERWOOD CO., DEPT 6J, WATERTOWN 72, MASS.

I'LL SHOW YOU AROUND

(continued)

NEWS!! Ashcraft sofa bed by Heywood Wakefield. By day, a handsome sofa with solid color seat, modern print back. Comes bedtime, the seat pulls up and the back goes down to make a comfortable ¾ bed. And it doesn't have to be pulled away from the wall. Handy storage unit under seat.

NEWS!! A custom-made, built-in effect with a series of upper bookcase units and matching lower case pieces by Baumritter. The upper shelf units are scaled in widths of 24", 30" and 40" to fit precisely on matching lower pieces. Called Birchcraft, they reach a height of 6½'. (continued)

IT'S FUN TO 'PHONE!

Turn a few minutes into fun by calling a friend or loved one. Whether it's down the street, or across the country, a sunny get-together makes the day a lot brighter. Lonely feelings are laughed away by a cheerful visit by telephone. So treat yourself to a welcome break and just for fun—call someone!

BELL TELEPHONE SYSTEM

Make yours THE MOST DISTINCTIVE HOME ON THE STREET

with
PRATT & LAMBERT PAINT

ENJOY BEAUTIFUL COLOR STYLING PLUS LASTING PROTECTION. *Send for our booklet, "COLOR . . . for Harmonious Living"*

PRATT & LAMBERT HOUSE PAINT for a rich, full bodied, weather resistant finish. Choose deep tones, lively pastels or White that stays white.

VERDURA TRIM AND SHUTTER FINISH for smart contrast . . . sharp accent colors on shutters, doors, sash, trim or trellises.

EFFECTO ENAMEL for sparkling new beauty on porch and lawn furniture, in fact, any wood or metal surface.

PRATT & LAMBERT-INC.
63 Tonawanda Street • Buffalo 7, New York

Please mail this coupon for your copy

Please send me a copy of your book "COLOR... for Harmonious Living".
Enclosed is 10c for postage and handling.

Name_____
Address_____
City_____ Zone____ State____

I'LL SHOW YOU A-ROUND (continued)

NEWS!! Dixie Countermaster 4-burner drop-in units intrigue our couple, for this unit fits in less space than a free-standing range—only 21x21". Perfect for the small kitchen or apartment. One of the Harper-Wyman easy-to-clean burners is thermostatically controlled. The surface units are flush with the countertop and adaptable to any counter shape. The Safe-Tee locking type valves have to be pushed in to turn, real insurance that those little hands can't get into trouble.

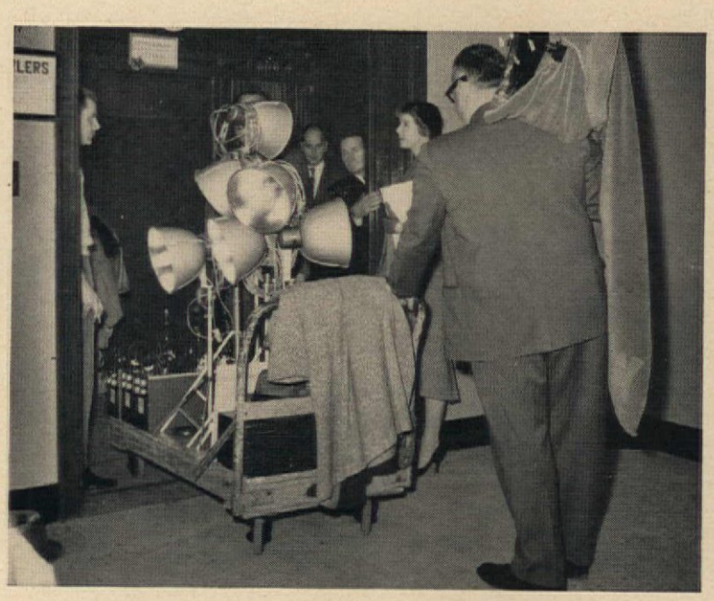

And now we call it a night. Time to say farewell as Kirby, Norm and camera crew pile into the freight elevator of the Furniture Mart after a full night (picture-taking at the Show was verboten during daylight hours). We've had it! But we'll be back in July to show you around the annual Builders' Show. You'll see all the new products going into the new model homes this year . . . new windows, plumbing fixtures, roofing materials, hardware, fireplaces, heating systems, air conditioners, garage doors and everything else that goes into building a house. So long for now—we can't wait to get back to the hotel room and take our shoes off . . . THE END

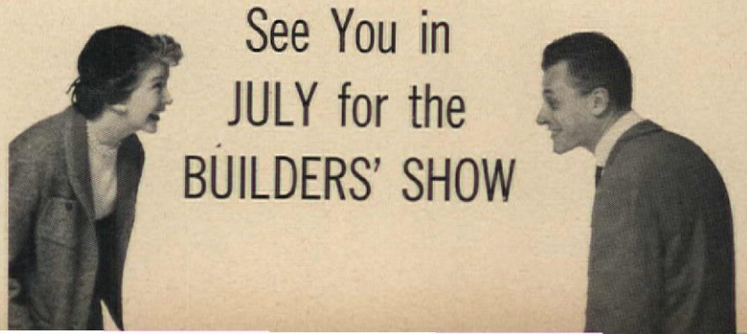

Designed by Henry Koster

Inspired by colonial dignity, crafted for contentment!

Rich solid cherry warms your home in ***King's Grant*** by Drexel®

Solid cherry, interpreted in designs that might have been commissioned by America's landed gentry! King's Grant blends a cabinetmaker's emphasis on graining and beautiful color with a designer's feeling for warm and livable lines. The combination brings proud contentment to your dining room and bedrooms, influences your living room, too. King's Grant bears the *by Drexel* brandmark . . . your surest standard for judging beauty, quality and years of proud pleasure. For maximum value in *any* furniture period, always look for this seal before you buy.

Send 35c for Drexel's booklet collection—"Portfolio of Fine Furniture"—7 Huffman Road, Drexel, N. C.

by Drexel

DREXEL FURNITURE COMPANY, DREXEL, NORTH CAROLINA

The finest and most efficient kitchen has a Thermador "Bilt-in" cooking top and large oven, with a 3-Spit rotisserie. "Easy-View" window optional.

Thermador "Masterpiece" oven has the only air-cooled door that prevents burning your hands.

Thermador has 15 combinations of cooking tops available. Above unit has 4 elements, griddle, deep-well convertible cooker. Lifetime stainless steel or color.

Thermador speed element gets red hot in 15 seconds. One of the elements is thermostatically controlled.

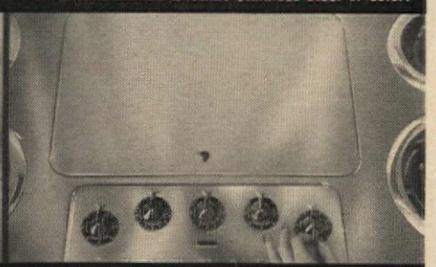

Thermador controls are in the front for easy access. Limitless heat settings . . . just dial.

Pamper Yourself . . .

Cook Faster, Easier with a

THERMADOR

Masterpiece "Bilt-in" Electric Range

Choose the finest . . . the Thermador "Bilt-in" electric cooking top and oven. Install it anywhere you like, at just your right height . . . in lifetime stainless steel finish or 5 exciting decorator colors. Choose your cooking top from 15 surface arrangements . . . your "Bilt-in" oven from a choice of single or double side-by-side. Get every favorite cooking top and oven feature in Thermador "Bilt-ins" . . . plus unequalled quality and beauty. "Bilt-in" refrigerator-freezers, too.

THERMADOR ELECTRICAL MFG. CO., DEPT. 1
A Division of Norris-Thermador Corporation
5119 District Blvd., Los Angeles 22, California

Please send illustrated literature on:
☐ "Bilt-in" Ranges ☐ "Bilt-in" Refrigerator-Freezers
I am ☐ remodeling ☐ building

Name _____

Address _____

City _____ County _____ State _____

You'll be happy with Thermador, the finest "Bilt-in" electric range.

"Originator of the Bilt-in Range"

THERMADOR

Seven leagues ahead in modern living

Do You Need MORTGAGE Insurance?

DE FOREST HOGE

Brad and Ann Crawford and their two youngsters moved into a new home with all the enthusiasm of children given a shiny new toy. Here was a house of their choosing, in a lovely neighborhood, near good schools. The bank had granted a mortgage that made possible one of the most important purchases of a lifetime. The Crawford home was protected against fire, hail, windstorm and other hazards, and as long as Brad met the mortgage payments the house would be theirs. Here was everything they had hoped, struggled and saved for.

But this happy family had overlooked one important thing in its enthusiasm. They depended completely on Brad's salary to take care of the mortgage payments. And as fate would have it, Brad Crawford died soon after they bought their house. Although he had left some insurance, bonds, and had a little savings after the down payment on the house, Ann Crawford and the two children could not afford to keep up the mortgage payments. They had to move to other quarters in a much less desirable location to make ends meet. Had the Crawfords known about mortgage protection insurance, Ann would now own her home free and clear. Such insurance would have provided the money needed to pay off the balance owed on the house.

Actually when any family buys a house, whether big or small, it should consider acquiring mortgage-protection insurance with the same purpose as the bank does when it requires fire insurance on the property. A mortgage insurance plan is designed so that the value of the policy keeps pace with the balance due on the mortgage. As the mortgage decreases each year there is always enough protection in the plan to cover the unpaid balance. Some mortgage plans can be designed to have an increasing cash fund, which can be used in periods of temporary financial emergency for paying the installments on the mortgage, making repairs, paying taxes, or shortening the loan-payment period. Other plans can be designed without a cash-savings fund using decreasing term insurance. The age of the owner, the amount of the mortgage, and the years the mortgage has to run are some of the variables to be considered in working out the right plan. There is such a wide range to choose from that one can be tailored to almost every budget. In most cases the cost of this protection each year is less than 1% of the amount of the mortgage.

Records show that one in every six home owners, age 35, probably will not live to complete the payments on a 20-year mortgage. In view of these facts, the need of mortgage insurance would certainly seem essential.

Every home owner with a mortgage owes it to his family to look into one of these plans.

Virginia & Archibald Taylor, A.I.D., interior decorators of San Francisco, set out to meet the challenge of creating a room that combines traditional elegance with modern ease of care. "Carefree U. S. Naugahyde vinyl upholstery with its wonderful selection of patterns and textures was the answer."

"Good tailoring is so important to the lasting beauty of all upholstered furniture. Fabric-backed U. S. Naugahyde tailors as smoothly to trim corners as it does to curves and contours. And for perfect seating comfort, we always recommend it used over U. S. Koylon Foam Cushioning."

THE LAVISH LOOK MADE LIVABLE WITH U. S. NAUGAHYDE® AND U. S. KOYLON® FOAM

THE FINEST IN VINYL UPHOLSTERY

THE FINEST IN CUSHIONING

And here are the beautiful results . . . rooms furnished with Naugahyde-upholstered pieces that have a traditional look of luxury yet are so easy to keep clean. Bring the lavish look to carefree modern living with fine furniture upholstered with U. S. Naugahyde and cushioned with U. S. Koylon Foam. You'll find this combination of beauty and comfort on furniture at leading stores everywhere—or ask your decorator or upholsterer. Look for the Naugahyde tag—your assurance of the finest in vinyl.

Upholstered furniture by **S. Brown Upholstery,** San Francisco, Cal. In Breathable* U. S. Naugahyde: living room draperies and sofa in Antique White **Flair** pattern; sweetheart chair in white and Citron Yellow **Flair;** dining table cover in Citron **Flair;** dining chairs in Black **Accent.** In Elastic* U. S. Naugahyde: occasional chairs in Cerulean **Dresden:** throw pillows in blue and yellow **Glazed Antique;** dining room walls covered with Cerulean **Burnished Antique.**

*Patent applied for

United States Rubber

Rockefeller Center, New York 20, N. Y.

Color: Manchu Yellow — Neo-Angle Bathtub — Compact Toilet — Gracelyn Lavatory

This American-Standard bathroom introduces a brand-new, cabinet-lavatory with gleaming china top, extra storage space

"So easy to clean" . . . that's how you will describe the sparkling one-piece china top on this beautiful, yet so practical, cabinet-lavatory. Double doors provide easy access to shelves that give you lots of extra storage space.

Notice the big, one-piece vitreous china top on this cabinet-lavatory . . . the wide, wide ledges, so handy for holding toiletries. See how it combines with a smart, twin-door cabinet to provide lots of extra space. Gleaming faucets, personalized with *your own initials*, add a final touch of glamour.

Now take a look at the square bathtub. It fits in a 4 x 4-foot corner . . . is roomy, comfortable . . . has *full bathing area* . . . and two handy, corner seats.

Picture this American-Standard bathroom in your home. You will love it whether you are building or remodeling. Best of all, it costs less than you think.

Just $5.34 a week plus installation puts this lovely cabinet lavatory, bathtub and toilet in your home. See how easy it is to have a bathroom for every bedroom.

For more information, see your American-Standard retailer listed in the Yellow Pages of your phone book. Or fill out and mail the handy coupon for helpful booklet on bathroom planning. AMERICAN-STANDARD, PLUMBING AND HEATING DIVISION, 40 W. 40th St., New York 18, N. Y.

"MODERNIZE NOW! MAY IS PLUMBING—HEATING—COOLING MONTH"

American-Standard, Dept. PA-5-8, 39 W. 39th St., New York 18, N.Y.

Please send your 1958 Bathroom Planning booklet. I enclose 10¢ to cover cost of mailing.

I am modernizing _____ I am building _____

Name _____

Address _____

City _____ *Zone* _____

County _____ *State* _____

In Canada send to: American-Standard Products (Canada) Ltd., Box 39, Station D, Toronto

PLEASE PRINT

AMERICAN-Standard and "Standard" are trademarks of American Radiator & Standard Sanitary Corporation

AMERICAN-Standard PRODUCTS

AMERICAN-Standard

PLUMBING AND HEATING DIVISION

New Youth for an Old Farmhouse

Anyone who loves antiques and old houses invariably dreams of finding some neglected gem of a house that has wonderful possibilities and then completely rejuvenating it. Such was the case of Jim and Muriel DeFulio of Beverly, New Jersey, when they decided to buy and remodel this 97-year-old home.

Undaunted by their friends, who were aghast at the enormity of the project and didn't hesitate to tell them so, Jim and Muriel pitched in. As she said later, "It was sort of important to us that we sought no help of any kind in the planning—no architect or interior decorator. We decided this was to be an expression of our own—right or wrong. Of course, we had lots of backyard superintendents. One person who really meant well said, 'Of course, the best thing about that house is the big porch. To remove it would surely be a mistake.' We're so glad we didn't follow that advice, because we love our home's open, unencumbered look."

(continued)

New Youth (continued)

Acting as their own contractors, Jim and Muriel got as many estimates as possible and had some of the work done by local people. This included tearing off the porch, building the chimney, the front steps, installing the plumbing and electrical lines and building storage cabinets. Jim did the painting and redecorating inside and out; together they removed the wallpaper, built kitchen cabinets, put up shutters and planted trees.

Getting rid of the debris of remodeling was a job, too. Barrels of brick, lath, wood and plaster were carried out of the house as partitions were torn down and moved. One thing that made their work easier and life pleasanter during the time of the remodeling was the fact that their old house was just four miles away from the new one, so they were spared a lot of the mess. As Mrs. DeFulio remarked, "We spent nearly seven days a week working on our new house so that when the time came to move we felt as though we were coming home, rather than moving away from home. The interior of the house was completely finished before we moved in."

BEFORE: Rear of original house was a carpenter's nightmare of bays, porches and conflicting roof lines. House exterior was scraped and completely repainted.

AFTER: With roof lines straightened out and the back pantry and cold storage room gone, house takes on a new look. New side porch off kitchen is screened in.

BEFORE: An aura of ante-bellum days pervaded the DeFulio house before work was begun. Gigantic porch had a strangle hold around middle of the house and prevented any sunlight from entering the main floor.

AFTER: Clean and simple lines of basic structure stand out once porch is removed. New entrance door, brick steps with a simple iron railing, shutters, planting and a paint job give house a new life.

AFTER: Remodeled dining area in the picture at between living room and kitchen is spacious, and airy now that partition has been removed closet was turned into a combination display shel drawer space by removing door, building false

BEFORE: Original dining, living and hallway below were chopped up into small spaces by partitions. Expanded living area is now 28′ x

LIVING ROOM LOOKING FROM DINING AREA: With porch removed and partitions down, new living room is light and spacious as well as more livable. The larger room makes an excellent showplace for Mrs. DeFulio's many antiques.

KIND SIR...

LEAVE THAT FRONT PORCH BE!

ELLAROSE BEACH

AMERICANS are sheep. When a perfectly sensible invention such as the chafing dish comes along, combining both decorative and practical functions at our tables, we abandon it after a few years to the dust of cellar or attic. True, it was a gracefully shaped, gleaming brass object, keeping food warm with a minimum of fuss, thereby saving many a hostess from a jumping-jack performance. But it had to go; it was decreed. Fashion no longer smiled upon the chafing dish, so we, the possessors of same, guiltily hid them, or what was even worse, threw them out. They disappeared completely from the American scene—but disappeared only until some bright girl on a magazine decided to give them a pictorial revival, whereupon we all went dashing to the attic to drag the thing reverently down and repolish it for a reappearance in the dining area. Or, if we had been foolish enough to throw the chafing dish out, we became the very mournful tellers of that oft-repeated tale, "and to think my grandmother sold hers to the junk man!" The fact that the chafing dish had been a darn good idea all along was entirely overlooked. It was again chic, and therefore we were using it again.

The same pitiful cycles of rejection and revival can be observed with many other accompaniments of our daily living, marble-top tables, record players, and toss pillows, to mention a few. All have come and gone and come again. It's not entirely inconceivable that one of these days claw-foot bathtubs will again become incredibly smart. But with all the various cycles, rejections and revivals, the most fatal discontinuance, the one that elicits an anguished cry from my very depths, is the Passing of the Porch. What, I ask of you, oh capricious arbiters of fashion, is the matter with the front porch?

I suppose you will say that heavy automobile traffic past our houses throws so much dust upon the front porches that it is no longer feasible to sit on them, and therefore they are a useless appendage. To which I reply, nonsense, sheer and utter nonsense, and merely in the realm of an excuse, for if we were so afraid of automobile dust, we would certainly not get ourselves bathed in clouds of it as often as we do. No, this is merely an excuse to cover up the fact that since it is no longer fashionable for people to sit on porches, you would not be caught dead indulging in such an old-fashioned sport. And I can just hear the same sort of excuses being made for not using the barbecue when that device becomes a part of the past scene, and no longer a fashionable must. For just as soon as said barbecue departs, there will be a long string of excuses for its abandonment, none of which are so much

(continued on page 75)

PENCIL SKETCH OF A VICTORIAN COTTAGE (circa 1890) BY ALAN CRANE

1683–40¢ DO YOU HAVE A LITTLE DORMER WINDOW in your house? Don't let it faze you. Make the most of it. Put a brief white café curtain over the window and add a small table to make a dressing table alcove. On the adjoining wall, which you've painted white, stencil on this lovely flower basket. Use the flower basket twice by painting a small chest of drawers white and stenciling the basket on the front of it. Before adding the stencil, you might also try one of the new canned paints, spraying the chest with yellow dots.

Fun and Fancy-Work

DOROTHY BRIGHTBILL

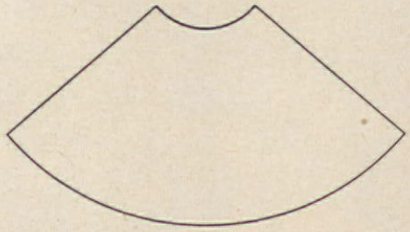

HERE'S A DUST RUFFLE THAT WON'T WILT, even after washing. To duplicate it, make a full-scale pattern from the sketch above. Cut as many sections of fabric and Pellon lining as needed to go across sides and foot of bed. Measure from TOP of pattern. Baste fabric and Pellon together, seaming together in 3 parts, for sides and foot. Hem bottoms and sew double 3"-band across tops and snap-on tape on bands; baste other side of tape onto the box spring.

SOMETHING NEW IN MOSAICS—seed mosaics! Arpad Rosti, who did this one, used only the dried seeds and peas found on most kitchen shelves. Background is poppy seed; cactus stems are of dried yellow split peas and the spines are of dark mustard seed and white rice, making a most effective textured surface. Any simple design can be adapted by tracing or drawing it onto a piece of plywood and following this procedure. Using tweezers, glue on design details first and dry. Then brush glue on small sections of the background and while still wet sprinkle poppy seed on evenly. Repeat until background is finished.

APPLY GLUE with a paint brush. Place seeds on design detail carefully with tweezers. Sprinkle the background seeds on evenly.

See "Where Credit Is Due," page 74

2134-50¢ ARE YOUR CUFF LINKS and shirt studs always getting lost? Here's an excellent way to keep track of them. A pair of these little 10x10½-inch chests will hold all kinds of extras. They rest side by side on top of a chest of drawers or stack on top of one another. All the small items that slide about in big drawers and always have the habit of getting lost will stay right at hand and within sight. And while you're at it, why not make an extra set for your wife? She'd appreciate a pair, especially in the kitchen, the bathroom or living room.

SEE PATTERN ORDER FORM ON PAGE 90

SUMMER HOUSE YOU CAN



Maynard Krueger of Merrillville, Indiana is a most handy fella. And the evidence to prove it is a summer house he built in his own backyard. The total bill—about $1000. We say summer house because it's not only storage for garden tools and barbecue equipment but it's everything to all members of the family. During the day it performs as an out-from-underfoot playhouse for the kids. During the evening it becomes a cool, bug-free living room for family dining or adult entertaining.

The first step in construction was laying out the dimensions and position. After removing sod and leveling the excavation for the slab, the bottom of the slab area was covered with sand and lined with a plastic vapor barrier to prevent ground moisture seepage. Reinforcing wire 6x6″ was used to strengthen the poured-concrete slab. Next, electric and plumbing lines were installed. After the concrete forms were stripped from the slab, 2x4″ fir framework for the walls was erected and the sheathing and siding applied. Doors, trim, paint, screens and louvers were installed last. The hardboard louvers are an interesting innovation: 55″ long by 7″ wide, they work on pivots, can be turned to provide the desired amount of sun and air.

DISHES, BARBECUE EQUIPMENT have ample storage. Additional shelves can also be added to pegboard walls.

BUILD YOURSELF

MR. AND MRS. KRUEGER find their garden house a wonderful place to entertain, it's so light, bright and cheerful. And because it's open on three sides, it gets full ventilation on hot summer evenings. BELOW: Garden house is an ideal place for children to play. It's like having a house all their own, and they don't have to be so careful when playing because mother's best possessions aren't around to be broken.



ONE OF THE FIRST STEPS in building the garden house is the erection of the 2x4" frame walls. Horizontal plate is nailed to vertical studs. Bottom ends of the studs are nailed to sill which in turn is bolted to the concrete slab. A large beam spans screen opening.



LARGE BOARDS OF GYPSUM SHEATHING go up next over the completed frame walls. Sheathing serves to strengthen as well as insulate the structure. Water-repellent building paper surface on sheathing keeps rainwater out of the walls, yet permits water vapor within the wall to pass to the outside. These large-size sheets are quick and easy to apply and require a minimum of cutting and nailing. One important thing about gypsum is that it won't burn. BELOW: sketch of floor plan shows layout of the summer house and its overall dimensions. The tool storage closet opening to the outside of the building provides an adequate place for the Krueger garden tools.

TURN TO PAGE 68 FOR MORE HOW-TO'S

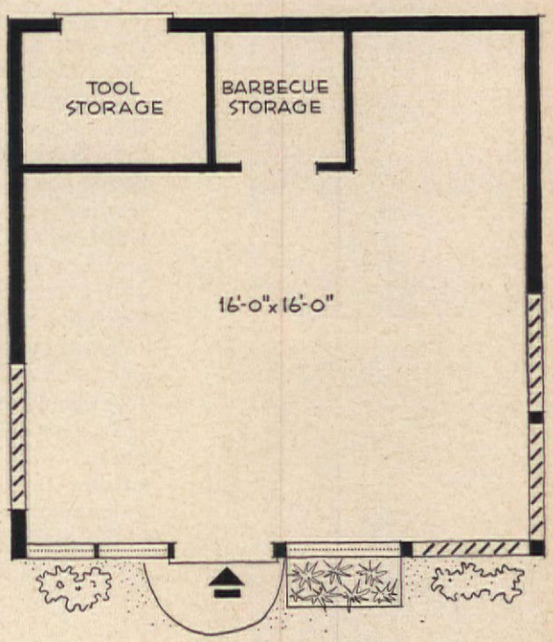

ARCHITECT: MERWYN FREEMAN
DECORATOR: LOUIS DE HAVEN SHAW

Too Many Cooks

that's why these grandparents moved



As you get older and your children leave the family roost, the general opinion seems to be that it's good common sense to shed burdens—to sell the old home and live, perhaps, in an apartment. Having performed your parental mission, you may once again be foot-loose and fancy-free, or so the notion goes.

Mr. and Mrs. Cook know all about this. After their sons married, they sold the house and moved into an apartment. At first it was really nice—no family responsibilities, no home maintenance problems. When the thermostat didn't work or the garbage disposal balked, it was someone else's headache, not theirs. It was fine—that is, until the grandchildren came along! Then Mr. and Mrs. Cook remembered, with nostalgia, how once they had had room for everyone, plus a yard. Not that they wanted a house like the old one. But on the other hand, wouldn't it be nice to have a house that would be large enough to comfortably accommodate any or all of their family, yet small enough for Mrs. Cook to handle easily with weekly day help?

The upshot of it was that the Cooks decided to build. They didn't talk a lot about beginning all over again. They just did it—with test-pilot assurance. As planned, it's an informal house which follows no set formula but does incorporate the interests and tastes of the owners. Like every room in the house, the living room, for example, is informal, comfortable. The furniture has the new look of solidity without heaviness, and the colors—in the family of citron yellow and brown—do something to one's spirits. Look at the room. You just can't mope here! The pleasant effect was achieved by putting a beige-and-gold carpet on the floor, a cocoa-and-white tweed on the sofa, printed chintz on the wing chair and unlined goldenrod-yellow curtains that light the whole room like a bevy of flash bulbs. All the furnishings are attractive and practical. As Mrs. Cook says, "There's not a 'no, no' anywhere in the house."

In the entrance hall the same living room wallpaper and carpet continue. New points of interest are the amber glass front door with amber bottle glass windows at either side, an old pine bench and an ancient lavabo, on the right wall, flanked by bird prints.

In the bedrooms the same quiet harmony and informality of decoration exists. The master bedroom, with its adjoining dressing room, is

MARTHA B. DARBYSHIRE

from apartment to brand-new house

done in restful tones of beige, wood rose and olive green. A lighthearted mood pervades the guest room, where a window seat unit is covered in a yellow rose printed wallpaper with white batiste curtains.

One thing the Cooks insisted on having was a dining room. What they did was make a social center out of the dining room and open it up into the kitchen. This is fine for the hostess who cooks and the host who barbecues. When entertaining, Mrs. Cook does not really want her guests in the kitchen; she works faster and easier alone. On the other hand, Mr. Cook enjoys companionship when he barbecues. All he has to do is watch his roast, chicken or turkey turn on the spit and occasionally add a tablespoon of barbecue sauce. He can visit with guests while Mrs. Cook can see and hear what's going on, without the distraction of carrying on a conversation. Actually, the dining room is a social center—call it family room or place for adult entertaining.

What does this new house mean in terms of work? As Mrs. Cook says, "What's become of care? I can do my housework and my cooking in jet-time now!"



Bonny Gayfeathers

BEGIN THE ARRANGEMENT by rolling green modeling clay in strips and pressing coil of clay around bottom of cup-type needle flower holder. Be sure the bowl and holder are dry.

TWO FOR THE SHOW

Floating Islands

TO DUPLICATE these little floating islands of delphiniums and roses, use a 30-inch bowl on a plywood base. Collect rolls of oilcloth, foil, votive candles, a stapler, florist's picks or toothpicks and wooden bases for the flowers themselves. Begin the flowers by pinch-pleating semi-circles of plastic petals and stapling them to the wood discs. Start at the outer edge of the discs and work in toward the center, pulling up into loops. (continued on page 84)

FLOWER ARRANGEMENTS BY BETTY B. MERRIAM

Now make LOAF CAKE in 7 flavors

from your favorite Betty Crocker Cake Mixes!

Perfect for lunch boxes...TV snacks...easy entertaining!

Here's your secret—how to make 2 country loaf cakes from one Betty Crocker Cake Mix!

WHITE YELLOW MARBLE CHOCOLATE MALT PEANUT DELIGHT	Mix just as for regular cakes
CHOCOLATE DEVILS FOOD HONEY SPICE	Mix as for regular cakes, except add 1 extra egg yolk

Bake in 2 loaf pans (8½ x 4½ x 2¾") for 35 to 45 minutes in a 350° oven. (325° for glass pans)

Four wonderful ways to serve a Betty Crocker Country Loaf Cake!

Breakfast idea! Honey Spice Loaf Cake slices served oven-hot with butter and marmalade.

Lunch-box trick! Frosting between 2 slices of loaf cake. A wholesome noontime treat!

Dinner delight! Ice-cream "sandwich" made with loaf slices, sauced with chocolate.

Party pretty! Cut a Yellow Loaf Cake in 3 layers. Fill and frost with fluffy whipped cream.

*PERFECT! Yes, every mix we make for you is guaranteed to come out perfect, or send the box top to Betty Crocker, Box 200, Minneapolis, Minn., and General Mills will send your money back.

I guarantee a perfect* cake—homemade perfect— *cake... after cake... after cake!"* Betty Crocker General Mills

BOYS AND GIRLS! TUNE IN HANSEL & GRETEL, SUNDAY, APRIL 27, ON NBC TV AND RADIO. CHECK YOUR SUNDAY NEWSPAPER FOR TIME AND CHANNEL.



REALLY GOOD COFFEE!

and here's how to make it

The secret of REALLY GOOD COFFEE

Does your coffee have all the full, rich taste and wonderful aroma that it should? You can make excellent coffee, using your favorite brand. Start with a clean coffee maker, fresh coffee, fresh cold water. Use proper grind for your coffee maker. Measure and time carefully.

Per cup, one Standard Coffee Measure (2 measuring tbs.) to ¾ measuring cup (6 ozs.) of water. Time: Percolate gently no more than 8 mins. Vacuum, stir — hold in upper bowl no more than 3 mins. Drip — pour in boiling water — should go through coffee in 4-6 mins. Stir before serving.

Always use at least ¾ capacity of your coffee maker. Serve at once.

CAUTION: Brewing too long makes coffee bitter. If you want weaker coffee, dilute with water after brewing according to above recipe.

Once you learn the secret of good coffee, you'll find people saying, "Another cup, please!" After all, there is nothing as satisfying as a good cup of coffee!

NOTE: If you use "instant," vary the strength to suit your taste.

"FUN WITH COFFEE"—32 pages of coffee recipes and cooking hints—only 10¢.

PAN-AMERICAN COFFEE BUREAU, Box 33, Old Chelsea Sta., N. Y. 11, N. Y.

Dean Bacon Cooks Good Victuals

JEAN AUSTIN

"Thank you so much for your warm and exciting invitation to cook some Good Victuals for you. I am completely enthusiastic about the project. Being a 'pinch-of-this' type cook who started out in the back garden over a charcoal grill, it may be hard for you to convert my recipes into cook-book language, but I shall try to be lucid . . ." So wrote Dean Bacon, advertising agency V.P. and V.G.C. of G.V. (very good cook of Good Victuals) . . . Lucid his recipes and articulate the man, as our camera and tape recorder moved in on him in his own Chicago kitchen. Tiny though the kitchen was, it was nonetheless equipped with all the utensils and tools a good cook needs to ply his hobby, and in this confined area, our V.G.C. proceeded calmly and efficiently to cook our dinner, while good-naturedly keeping up a running patter on his progress.

Shall we join them in the kitchen . . .

COPYRIGHT © 1958 JEAN AUSTIN






Well, I guess the most important thing to do first is to brown the chicken. Quickly...That sputtering sound? The moisture in the chicken, popping in the sizzling hot oil...there's nothing like oil for browning. Good for the digestive system, too...NO, no breading. Just flour, salt and pepper—grinder pepper, the peppercorns you grind yourself... NO, no other spices now. Not at this point. Shake well in a brown paper bag before using. The chicken, that is. Ha, ha...Always in a deep heavy pan or chicken fryer, to keep the juices in...It's filling the house with smoke? Of course! You realize the whole kitchen has to be cleaned when I'm through...Stabbing the chicken as it were to brown it nicely on the other side...WORK AND SLAVE OVER A HOT STOVE. A few pieces at a time...now reduce heat, start layering. Once over lightly with more salt and pepper, a sprinkling of paprika, some crushed oregano and tarragon. Gives just a little whisp of flavor, a fine color ...OH, IT SMELLS GOOD. Spices, good ones, make a tremendous difference, specially freshly ground pepper...keep layering and keep repeating the seasoning...Add a bit of water...this is going to sizzle...the cover's on, the heat's down, the asbestos pad under...45 minutes of blessed forgetfullness while she steams to a delicate beautiful tenderness...Now is the time to AIR OUT THE HOUSE...what? you ran out of film? Good timing, Rudy. It's cook's break too...All set now? Very nice looking, these zucchini, HOPE I can get them all in that skillet. Ask Richard if he can't get you a set of matched Ekcoware...Now, the oil. YES, Green side down...into the broiler later, you know, with cheese and herbs. Just to get out the flavor and crisp a little now. Romano, cheddar and basil do the job later...Having carrots, glazed in butter and honey. Being a sweet vegetable, carrots respond to a honey or brown sugar glaze...Having wild rice, too, with slivered almonds... Yes, they're all in work. COOKING IS LIKE A THREE-RING CIRCUS. Carrots this time of year don't have to be scraped. Baby carrots, much the best. Rolled in chervil. AN ENGLISH HERB, somewhat like chopped parsley and oregano...Rice seems cooked, now I'll sauté the almonds. Do them in butter until they're toasted brown...MEANWHILE WATCHING the...It takes practice to get everything to come out on time, believe me...MEANWHILE WATCHING the carrots...The smell is pure elegance, says Mrs. A....pure elegance...Chicken is now waiting for a double sauterne, please...FUNNY THING, I don't like to taste things... will somebody wash that pan, please...Can tell pretty well what I'm doing by the aroma. Don't like tasting...NO please, not a knife. You break lettuce, not carve lettuce. The greens? In a towel in the refrigerator...Sure. Only way to have them crisp. Make the dressing cling to the greens instead of the salad bowl...HOPE the avocado is ripe. Ah, couldn't be more beautiful. Isn't this a beautiful avocado? Difficult thing, buying avocados...Shake the dressing. NO, not a garlic dressing. Mine. And d...good, too...what kind of cheese? I don't know. COMES FROM THE ARGENTINE. Darker than provolone. Can't identify it. Good cheese...Set the table anyone?

THE MENU*

HERB CHICKEN

ALMOND RICE

CARROTS GLACE ZUCCHINI ITALIENNE

COUNTRY SALAD

FRESH FRUIT AND CHEESE

(WELL CHILLED WESTERN PEARS AND DELICIOUS APPLES, WITH CAMEMBERT AND CHEESE)

DEMI TASSE

•

**The above menu is delightfully enhanced when accompanied by a full-bodied French Graves or Chablis wine*







Here,

the Recipes for

Dean Bacon's

Good Victuals

• HERB CHICKEN

• Select servings for six, of young tender chicken legs and breasts. Disjoint legs into thighs and drumsticks. Have breasts split in 2 portions through center. Remove skin.

Put ½ teaspoon salt, ½ teaspoon pepper (freshly ground) and 2 tablespoons flour in brown paper bag. Place a few portions of chicken in bag at a time, close and shake vigorously until chicken is well floured.

Bring to frying heat in deep heavy iron skillet or chicken fryer, 3 to 4 tablespoons olive oil. Brown chicken to golden brown, adding 1 tablespoon lemon juice.

• After all chicken pieces have been browned, reduce heat to simmer level and place first layer of chicken pieces in bottom of fryer. Salt and pepper lightly, sprinkle with paprika, crushed oregano and crushed tarragon. (One teaspoon oregano and ½ teaspoon tarragon should be sufficient for whole cooking. This may vary with individual taste.) Add balance of chicken in layers and repeat seasoning to each layer. Add two tablespoons water and cover skillet with glass or iron cover and let gently steam for ¾ hour to hour until delicately tender. Be certain flame remains at simmer level or lower, so that chicken steams but does not burn.

• After chicken is cooked and ready for serving, turn off flame and add two ounces of sauterne or chablis wine. Replace cover and let wine steam through for about three minutes. Remove chicken to warming pan and prepare sauce with slight thickening and water. Milk can be used if desired.

Recipe from Dean Bacon

• ZUCCHINI ITALIENNE
• CARROTS GLACÉ

• Wash and scrape about twelve whole medium to small carrots and cook in ½ cup water, covered, lightly salted. Cook until just underdone—to preserve flavor and texture—do not overcook. Let water cook away and immediately add 2 tablespoons butter, two tablespoons strained honey, and ¾ teaspoon chervil. Cook gently, rolling carrots continuously until glazed in a thick rich coating.

• Select servings for six of small tender zucchini not larger than 4 inches long. Chill to crisp and slice lengthwise into halves. Place in skillet, cut side up, in two tablespoons olive oil. Cook without turning, over moderate heat for about 5 minutes or until only partly cooked, or still slightly crisp.

Remove with spatula to baking dish. Pour remaining olive oil from skillet over zucchini. Salt and pepper lightly. Cover tops of each zucchini lightly with a sprinkling of both grated Romano and Cheddar cheese; over this sprinkle lightly with crushed basil. Place under broiler at high heat for three to five minutes (or until toasted a light brown and tender), remove and serve at once.

Recipe from Dean Bacon

NEXT MONTH,

EDWARD HARRIS HETH

cooks Good Victuals, a Wisconsin man who has had a lifelong love affair with superb food—not merely eating it but cooking it. Sophisticated food for lazy June days.

ABOUT OUR COOK

Dean Bacon has a variety of interests, not all of them cooking. A lieutenant commander in the Navy during World War II, he is also something of a world traveler, having spent considerable time in Europe, Central and South America. He is also a horseman, skin diver, painter, and gardener, the latter activity currently confined to apartment-size plants.

Dean was graduated from Lake Forest College and also studied at the Chicago Art Institute, where he still attends classes occasionally. At present, he is Vice-President of Henri, Hurst & McDonald advertising agency.

• COUNTRY SALAD

1 Medium head lettuce, firm
1 Medium Avocado
1 Bunch water cress

• Chunk lettuce by breaking, not cutting. Peel and cut avocado into ½-inch by inch segments. Place this with whole washed water cress in salad bowl and chill in refrigerator 30 minutes.

DRESSING:

1½ ounce red wine vinegar
5 ounces olive oil
1 tablespoon lemon juice
⅓ teaspoon crushed thyme
⅓ teaspoon crushed oregano
1-inch cube Roquefort (Gorgonzola may be substituted for more tangy taste)
½ teaspoon freshly ground pepper
1 level teaspoon sugar

• Shake dressing ingredients well in closed jar or bottle until well homogenized. Pour over salad greens, toss, and serve at once.

NOTE: Ordinarily the salt in the cheese is sufficient; however, some tastes may require a slight sprinkling of additional salt.

Recipe from Dean Bacon

• ALMONDS & RICE

¼ lb. butter
1 cup wild rice
½ c. slivered almonds
2 tbs. chopped chive, green onions or green pepper
½ lb. sliced mushrooms
3 cups chicken broth

• Saute ½ cup slivered almonds in 2 tablespoons butter until golden brown. Add this, by mixing lightly with fork, to cooked and lightly salted wild rice in servings for six. Serve at once.

Recipe from Elizabeth Edmonds

• Put all ingredients except broth in heavy frying pan and cook until rice turns yellow, stirring more or less constantly. Put into a casserole with broth, cover tightly and put in oven (325°) for about an hour. Does no harm if it stands a while, which makes it a perfect "party" dish.

Recipe by Dean Bacon

Peach Party Pie boasts a chocolate-y crust

plus bright and oh-so-tender Del Monte Peaches

My, but the lovely fresh color of DEL MONTE Peaches does make a dessert sparkle!

And it's a sure promise of richly mellow flavor ahead. Sweet and juicy, marvelously tender—these sunny slices are just about the nicest thing your fork's ever come across.

Tree-ripening—that's what does it. Our peaches are never picked until Nature's had her chance to give them all this color, flavor and tenderness. No exceptions.

That's why DEL MONTE Peaches are the world's favorites. Don't they sound good to you, too?

PEACH PARTY PIE

- 2 cups fine chocolate cooky crumbs (about 27 2¾-in. cookies)
- 5 tablespoons soft butter or margarine
- 1 can (1 lb. 13 oz.) DEL MONTE Brand Sliced Peaches, chilled
- 1 quart of your favorite flavor of ice cream (pistachio is shown here)

With a fork, mix cooky crumbs and the butter until crumbly. Using the back of a spoon, press mixture firmly to bottom and sides of greased 9-inch pie plate, making a shallow rim. Bake 5 minutes in a moderately hot oven (375° F.) and cool on wire rack. Drain peaches. At serving time, spoon ice cream (such as pistachio, strawberry or vanilla) into cooky-crumb crust and top with well-drained DEL MONTE Sliced Peaches.

Del Monte® Peaches

Sliced or Halves

TAKE A BOTTLE OF CATSUP OR CHILI SAUCE

LOVERS OF FINE FOOD call sauces the gift that French cooking has given the world. Perhaps it's because the French know how to make the word "sauce" live up to the two meanings of the word: "to make pungent or sharp . . . or to temper or modify." For it's comparatively easy to turn out food that's sharp and spicy. But the art of extracting the subtle flavors takes time and a sensitive tongue. With this in mind—and some practice—you can coax many specialties out of a recipe by merely turning to catsup or chili sauce as a guide.

HERE'S A SIMPLE START! Take a bottle of catsup or chili sauce and become an expert saucier. Use the two interchangeably in recipes for TOMATO-POTATO ASPIC SALAD (above) or our SEAFOOD COCKTAIL with SHRIMP COCKTAIL SAUCE or CHILI-MAYONNAISE DRESSING. By the way, history has provided this fact about the spelling of this seasoned tomato puree. Although the first English word for it (in 1690) was "catsup," today's spellings are as varied as its uses. Catchup, catsup or ketchup—take your choice.

For details about table appointments, see "Where Credit Is Due," page 74

RECIPES ON PAGES 51, 52

IF YOU ARE A DEVOTEE of chicken livers, here's a variation on the main theme—DEVILED CHICKEN LIVERS (above) that will make a delicious main dish. Using either fresh or frozen chicken livers, give them a quick sauté and stir in seasonings with chili sauce or catsup. Serve right from the electric frying pan or chafing dish over toast points or cooked rice. You'll find the tomatoey sauce modifies the flavor of the livers and spices up the rice to make a perfect blend.

FOR THE ONE WHO LOVES TO COOK, there is hardly a greater satisfaction than putting together combinations that result in such delicious flavor they soon become topics of conversation. One good idea—a super "supper," is TOMATO MEAT SAUCE ON ONION BREAD. It's almost a meal in itself; a biscuit base baked with an original onion topping and served piping hot with a barbecued meat sauce. Perfect go-alongs include salad and frozen Fruit Delight crowned with fresh strawberries.

A FRANKFURTER-MACARONI BAKE isn't exactly new and may sound a bit plebeian, but even a "commoner" like this can be simply and gloriously transformed with some judicious seasoning and one of those magic ingredients—either catsup or chili sauce. And often it's these little additions which may tempt the family into trying and enjoying some of the less expensive dishes. Any of the six recipes we've pictured on these pages merely serves as a starting point for ideas to try on your own.

WITH ONLY THE SIMPLEST INGREDIENTS plus chili sauce or catsup you can turn out delicious steak sauces like (lower left) CATSUP STEAK SAUCE or CHILI STEAK SAUCE. This time try broiling chuck or round steak treated with meat tenderizer. You'll find meat will be more tender, the cooking time shorter and by using cheaper cuts you can serve meat more often. If you like barbecue sandwiches, heat minute steaks in one of the sauces and serve on toasted buns. They're hot but good.

Crabmeat Cocktail Parfait *Blue Cheese Salad Parfait* *Mustard Mold Parfait*

Introducing the most glamorous salads you ever served

Miracle Whip's Parfait

Something *wonderful* is coming into your life! Miracle Whip's luscious new *Parfait Salads*. They're the loveliest salads you ever served . . . and absolutely surefire to make.

Soon as you read the recipes you'll appreciate how very special they are. But just wait till you *taste* them! Such *exciting* flavors and texture . . . because the Miracle Whip is *mixed right in*.

Light, lively Miracle Whip has a special shade of flavor you don't get in any other dressing. A special, creamy texture, too. They do delightful things for molded salads. Whip up these Parfait beauties and see!

BLUE CHEESE SALAD PARFAIT

1 envelope gelatin
¼ cup cold water
1 8-oz. pkg. Philadelphia Brand Cream Cheese
½ of a 6-oz. cup Blue Chip Brand Blue Cheese
½ cup Miracle Whip
1 teaspoon salt
1 cup milk
Lettuce
Canned apricot halves
Canned pineapple slices, halved
Canned pear halves, cut in wedges

Soften gelatin in cold water; dissolve over hot water. Cool. Combine cream cheese and Blue cheese, mixing until smooth and well blended. Add Miracle Whip, salt and gelatin and mix well. Gradually add milk. Pour into a fancy 1-quart mold and chill until firm. Unmold on lettuce and garnish with fruit.

CRABMEAT COCKTAIL PARFAIT

1 envelope gelatin
½ cup cold water
½ cup hot water
½ cup Miracle Whip
3 tablespoons lemon juice
¼ cup chili sauce
1 teaspoon salt
1 cup flaked crabmeat
Lettuce
Crabmeat pieces
Watercress

Soften gelatin in cold water; dissolve in hot water. Cool. Combine Miracle Whip, lemon juice, chili sauce and salt. Gradually add gelatin; mix well. Chill until slightly thickened. Fold in flaked crabmeat. Pour into 4 individual molds and chill until firm. Unmold on lettuce on a platter. Garnish with crabmeat pieces and watercress.

MUSTARD MOLD PARFAIT

1 envelope gelatin
½ cup cold water
1 cup Miracle Whip
⅓ cup Kraft Salad Style Mustard
1 tablespoon vinegar
1 teaspoon salt
¼ teaspoon paprika
½ cup heavy cream, whipped
Sliced cold meats
Kraft Natural Swiss Cheese, cut in triangles
Parsley; Radish roses

Soften gelatin in cold water; dissolve over hot water. Cool. Combine Miracle Whip, mustard, vinegar, salt, paprika and gelatin; mix well. Chill until slightly thickened. Fold in whipped cream. Pour into a small loaf pan and chill until firm. Unmold and surround with cold meats and cheese. Garnish with parsley and radish roses.

Fruit Salad Parfait *Coleslaw Parfait*

Salads with the dressing built right in!

FRUIT SALAD PARFAIT

1 envelope gelatin
¼ cup cold water
1 cup Miracle Whip
1 8-oz. pkg. Philadelphia Brand Cream Cheese
¼ cup maraschino cherry juice
2 tbsps. confectioners' sugar
1 cup drained coarsely chopped canned pineapple
1 cup drained coarsely chopped canned apricots
¼ cup chopped maraschino cherries
1 cup heavy cream, whipped
Lettuce

Soften gelatin in cold water and dissolve over hot water. Cool. Gradually add Miracle Whip to cream cheese, mixing until smooth and well blended. Add cherry juice, sugar and gelatin; mix well. Chill until slightly thickened. Add fruit. Fold in whipped cream. Pour into a 1½-quart ring mold and chill until firm. Unmold. Surround with lettuce.

COLESLAW PARFAIT

1 envelope gelatin
1 cup cold milk
¾ cup Miracle Whip
¼ cup cream
1 teaspoon Kraft Salad Style Mustard
1 teaspoon celery seed
1 teaspoon grated onion
1 teaspoon salt
Dash of pepper
2 cups finely shredded cabbage
Curly endive
Peeled tomato wedges
Cucumber twists

Soften gelatin in ½ cup milk and dissolve over hot water. Cool. Combine Miracle Whip, remaining milk, cream, mustard, celery seed, onion, salt, pepper and gelatin and mix well. Chill until slightly thickened. Fold in cabbage and pour into a 6½-inch ring mold. Chill until firm. Unmold, surround with endive, tomato wedges and cucumber twists.

Light, lively Miracle Whip is America's favorite salad dressing

New idea-orange juice in the pancake batter!

Refreshing treat for spring-time breakfasts

Orange Juice Pancakes!...just shake 'em up and pour!

Good morning! Now you can drink your orange juice and have it too—in delicate, orange-flavored Aunt Jemima Buttermilk Pancakes. So easy—and so good! Use the quick shaker method (see package) substituting orange juice for the milk. Shake ten times, pour, and bake golden brown. Serve 'em warm and tender with butter and cinnamon sugar or syrup.

The famous TWO plus one that's NEW

Only Aunt Jemima gives you ALL THREE!

AMERICAN HOME RECIPES

Take a Bottle of Catsup or Chili Sauce

(pictured in color on page 46)

A Chinese dinner in your own home can be quickly prepared with the new frozen Chinese foods. Brown rice, beef chop suey, shrimp chop suey and egg foo young have been added to other popular dishes in the frozen foods cabinets. Each comes packed to serve two generously.

• TOMATO-POTATO ASPIC SALAD

• DEVILED CHICKEN LIVERS

Preparation time: 15 min.

2 tbs. flour
1½ tsp. paprika
½ lb. chicken livers (or 8 oz. pkg. frozen)
¼ c. chopped onion
2 tbs. butter or other shortening
¼ tsp. salt
Dash of pepper
Dash of cayenne
½ tsp. dry mustard
1 tsp. Worcestershire sauce
½ c. catsup or chili sauce
½ c. water

• Coat chicken livers with mixture of flour and paprika; sauté livers and chopped onions in butter to brown. Stir in seasonings, catsup or chili sauce and water; simmer 1-2 minutes. Serve on toast points or hot cooked rice.

Serves 4 ***185 cal. per serving*** ***Source of Vitamins A, B, C***
Tested in THE AMERICAN HOME KITCHENS

• STEAK AND SAUCES

Preparation time: 10 min.

BROILED CHUCK STEAK: Sprinkle meat tenderizer evenly over 3-4 pound chuck steak, using ½ tsp. per pound of meat. Pierce meat deeply with fork. Let stand at room temperature about 1 hour. Broil steak in preheated broiler to desired doneness. Serve with either of the following sauces.

Serves 4-6 ***570 cal. per serving*** ***Source of Vitamin B***

CATSUP STEAK SAUCE: Combine 1 14-oz. bottle (1⅓ c.) catsup, 1 bottle (½ c.) A-1 Sauce, ⅓ c. Worcestershire Sauce and ½ c. butter or margarine in saucepan. Heat together until butter is melted. Serve hot. Makes 1¼ c.

Serves 4-6 ***190 cal. per serving sauce*** ***Source of Vitamins A, B, C***

CHILI STEAK SAUCE: Combine 1 c. chili sauce, ½ c. drained canned crushed pineapple, ½ tsp. celery seed, 2 tbs. lemon juice and ¼ c. water in saucepan and heat. Makes 2 c.

Serves 4-6 ***60 cal. per serving sauce*** ***Source of Vitamins A, B, C***
Tested in THE AMERICAN HOME KITCHENS

• FRANKFURTER-MACARONI BAKE



• TOMATO MEAT SAUCE ON ONION BREAD

• SEAFOOD COCKTAIL WITH SAUCES

Preparation time: 10 min.

SEAFOOD COCKTAIL: Line glasses or other serving dishes with lettuce, shredded or broken into pieces. Fill with chilled cooked shrimp (1-1½ c.) and 1 can (7 oz.) crabmeat, drained and flaked. Top with either of the following sauces and serve with a wedge of lemon.

A: SHRIMP COCKTAIL SAUCE: Combine 1 c. chili sauce or catsup, 2 tbs. lemon juice, 1 tbs. horseradish, 1½ tsp. Worcestershire Sauce, 1 tsp. sugar, ¼ tsp. salt, dash of pepper and dash of Tabasco. Chill. Makes 1¼ c.

B: CHILI-MAYONNAISE DRESSING: Blend together ¾ c. chili sauce or catsup, 1 c. mayonnaise, and 2 tbs. lemon juice. Chill. Makes 2 c.

Serves 4-6 ***With sauce A: 125 cal. per serving*** ***Source of Vitamins A, B, C***
With sauce B: 195 cal. per serving
Tested in THE AMERICAN HOME KITCHENS

AMERICAN HOME RECIPES

Take a Bottle of Catsup or Chili Sauce

(pictured in color on page 46)

• TOMATO MEAT SAUCE ON ONION BREAD

Preparation time: 30 min.
Cooking time: 1 hr.
Baking time: 25 min.

MEAT SAUCE:
1 lb. ground beef
¼ c. chopped onions
½ c. chopped celery
½ c. chopped green pepper
2 tbs. butter or margarine
1 tsp. salt
¼ tsp. pepper
1⅓ c. catsup or chili sauce
¾ c. water
¼ c. chopped parsley
¼ c. chopped stuffed olives

• Sauté ground beef, onions, celery and green pepper in butter until browned. Add salt and pepper, catsup and water; simmer about 1 hour. Stir in parsley and olives. Serve over wedges of Onion Bread.

ONION BREAD:
2 c. onion slices (2 med. onions)
2 tbs. butter or margarine
1 tsp. salt
1 egg yolk
½ c. sour cream
1 c. sifted flour
1½ tsp. baking powder
¾ tsp. salt
3 tbs. butter or shortening
1 egg, slightly beaten
½ c. milk

• Sauté onions in butter until tender but not brown. Stir in salt and egg yolk mixed with sour cream. Sift flour, baking powder and salt into bowl. Cut in butter or shortening. Combine egg and milk; stir into flour mixture; mix until all flour is moistened. Spread evenly in ungreased 9-inch pie pan. Top with onion mixture. Bake in hot oven (425°F.) 25 minutes or until brown.

Serves 8 ***425 cal. per serving*** ***Source of Vitamins A, B, C***

• SEAFOOD COCKTAIL WITH SAUCES

• STEAK AND SAUCES

• FRANKFURTER-MACARONI BAKE

Preparation time: 10 min.
Baking time: 25 min.

½ c. chopped onions
¾ c. chopped celery
1 lb. frankfurters, sliced diagonally
4 tbs. butter or other shortening
3 c. cooked shell or elbow macaroni
1¼ c. water
¾ c. catsup or chili sauce
¼ c. grated Parmesan cheese
2 tbs. vinegar
2 tsp. dry mustard
2 tsp. Worcestershire sauce
½ tsp. salt
¼ tsp. pepper

• Sauté onions, celery and frankfurter slices in butter until browned. Add remaining ingredients. Turn into 2-quart casserole; top with buttered bread crumbs; and bake in hot oven (375°F.) 20-25 minutes.

Serves 8 ***300 cal. per serving*** ***Source of Vitamins A, B, C***
Tested in THE AMERICAN HOME KITCHENS

Wedges of lemon are good for everyday fare, but for parties, make the lemon garnishes gay. A notched wheel is a show-off in a bowl of bean soup or jellied consommé. (To make, cut little triangular pieces out of the rind.) For the lemon baskets, cut across the lemon slice, leaving one side of the rind uncut. Trim out half of the pulp and curl the rind tightly for a moment. And for rind in drinks you just start paring off the whole rind in a circular fashion—pretty in any drink!

• TOMATO-POTATO ASPIC SALAD

Preparation time: 30 min.
Chilling time: 3 hrs.

ASPIC LAYER:
1 pkg. lemon-flavored gelatin
½ tsp. salt
1 c. hot water
1 tbs. vinegar
⅔ c. catsup or chili sauce
½ c. cold water

• Dissolve gelatin and salt in hot water; add vinegar, catsup and cold water. Chill over ice until slightly thickened. Pour into 1½ or 2 qt. mold. Chill until almost firm.

POTATO LAYER:
2 c. diced cooked potatoes
½ c. chopped celery
¼ c. chopped green pepper
1 tbs. minced onion
½ tsp. salt
4 tbs. French dressing
1 pkg. lemon-flavored gelatin
1¼ c. hot water
1 tbs. vinegar
½ c. mayonnaise

• Combine potatoes, celery, green pepper, onion and French dressing; let stand about 30 minutes. Dissolve gelatin in hot water; add vinegar, mayonnaise and salt; blend well. Chill over ice until slightly thickened, fold in potato mixture. Pour over aspic layer. Chill until firm. Unmold and garnish with deviled eggs, if desired.

Serves 6-8 ***190 cal. per serving*** ***Source of Vitamins A, B, C***
Tested in THE AMERICAN HOME KITCHENS

• DEVILED CHICKEN LIVERS

QUICKIES

Unexpected guests? Almost before the doorbell stops ringing you can whip up an impromptu meal with the help of these recipes.

• quick egg noodle lasagne

Preparation time: 10 min.
Baking time: 20 min.

1 lb. wide noodles
2 tbs. cooking oil
1 lb. ground beef
2 tsp. monosodium glutamate
1 lb. creamed cottage cheese
3 10½-oz. cans spaghetti sauce with mushrooms
4 tbs. grated Parmesan cheese

• Prepare noodles as directed on the package. Sprinkle monosodium glutamate on beef, then brown in oil. In a 2-qt. casserole, layer beef and noodles with remaining ingredients, topping with tomato sauce and grated cheese. Bake in 375° F. Oven for 20 min. Serve hot with additional grated cheese.

Serves 6 ***590 cal. per serving*** ***Source of Vitamins A, B***

SUBMITTED BY: MRS. BETTY VIENI

Tested in THE AMERICAN HOME KITCHENS

QUICKIES

This month we again bring you a group of recipes from our files. This time: 39 "Quickie Recipes"—the fourth in our series of basic-recipe collections selected by popular acclaim as being the best of their kind published by our Food Department over the years. As we mentioned in previous issues, it is our desire to supply our new readers with the opportunity to build a backlog of recipes that have already been published as well as to give our old friends the chance to fill vacancies they may have in their collection.

We've selected a particular group of recipes for this month because they're naturals for summer cooking. But they're not to be ignored for everyday usage throughout the year. In case you're not certain about the meaning of "Quickie," we'll explain it further. According to our American HOME terminology, the word "Quickie" first of all implies a dish or recipe that's easy to prepare, quick to prepare, and is a way of making the preparation of wonderfully tasty—perhaps even famous—dishes a much less complicated procedure.

• beef stroganoff

Preparation time: 1½ hours

1 lb. round steak
2 onions, sliced thin
1 tbs. fat or drippings
1 tsp. dry mustard
¼ tsp. pepper
1 tbs. tomato paste or canned tomato
1 tbs. vinegar
½ tsp. salt
½ cup sour cream

Cut the 1 lb. of round steak into very thin narrow strips. Brown meat thoroughly in a moderately hot skillet. When sufficiently browned, remove meat from skillet. Sauté the 2 sliced onions in fat or drippings. Combine meat with onions in same skillet. Add mustard, pepper, tomato paste, vinegar, and salt. Cook slowly over a simmering fire for 1 hour. Just before serving stir in sour cream. Heat thoroughly and serve piping hot.

Serves 4 330 cal. per serving Source of vitamins A, B complex and C

Recipe submitted by JESSIE HOOPER

Tested in THE AMERICAN HOME KITCHEN

• family meat pie



• oriental meatballs

• veal cutlet fromage

Preparation time: 30 min.

1½ lbs. veal cutlet
1 cup flour
½ cup grated Parmesan cheese
1 tsp. salt
¼ tsp. pepper
1 egg, slightly beaten
Fine, dry bread crumbs
1 clove garlic, peeled
4 tbs. fat or salad oil

Have veal cut ¼ inch thick into serving pieces and pound thin. Combine flour, cheese, salt, and pepper. Dredge each slice of veal in flour mixture. Dip in beaten egg and then roll in bread crumbs. Brown garlic clove in fat or oil and then remove garlic from fat. Sauté meat in fat until tender and well browned.

Serves 4–6 452 cal. per serving Source of vitamins A, B complex

Tested in THE AMERICAN HOME KITCHEN

• cherried spareribs

Preparation time: 10 min.
Cooking time: 1 hr.

2 lbs. spareribs, cut in pieces
1 tbs. shortening
1 #2 can sour pitted cherries, drained
¼ tsp. ground cloves
1 clove garlic, crushed
Dash ginger
1 tbs. monosodium glutamate (optional)
¼ cup brown sugar
¼ tsp. dry mustard
½ tsp. salt
2 tbs. flour
3 tbs. vinegar
1 cup water

• Brown the spareribs in the shortening. Remove from pan. Combine remaining ingredients except cherries. Stir into pan used to brown ribs, cook until smooth and clear. Add cherries and ribs. Simmer, with pan covered, for ¾ hour.

Serves 4 345 cal. per serving Source of Vitamins A, B, C

Tested in THE AMERICAN HOME KITCHENS



• favorite meat loaf

QUICK COOKING TIPS

Whipped cream will hold up for an hour or more if you dissolve about a teaspoon of gelatin in it before beating.

There's a new precooked rice available nationally that cooks in only five minutes.

Muffin pans are easier to wash later if you fill any unused cups with water before baking.

If your turkey or pie shell is browning too rapidly, put a piece of aluminum foil over the brown section.

Meat and cheese sandwiches freeze well. Make them in quantity wrapped and ready for the lunch box.

Automation will soon revolutionize the shopping habits of women. Round-the-clock vending machine service that will accept bills and make change automatically is already in operation in super markets in many areas.

If you have ever wondered why the abbreviation for pound is lb., it originated from the Roman standard of measure "libra."

Did you know all cantaloupes are muskmelons but all muskmelons are not cantaloupes? The "true" cantaloupe variety of the muskmelon is grown in Europe and is not known in America.

• cherried spareribs

• oriental meatballs

Preparation time: 15 min.
Cooking time: 30 min.

1½ lb. ground beef or pork
1 #2½ can pineapple chunks, drained
1 cup diced celery
1 cucumber, sliced
1 large tomato, cut in wedges
1 green pepper, cut in wedges
1 med. onion, sliced
½ cup vinegar
Juice from pineapple
1 cup sugar
½ tsp. salt
2 tsp. soy sauce
¼ tsp. pepper
½ tsp. ginger
1 tbs. monosodium glutamate (optional)
2 tsp. cornstarch
1 tbs. cold water

• Season ground meat with salt and pepper to taste and roll into balls. (This may be done in advance and refrigerated.) Lightly brown the pineapple and vegetables in 2 tbs. cooking oil and remove from pan. Then brown and partially cook meatballs. Combine vinegar, sugar, ½ cup pineapple juice, and seasonings, add to meatballs. Then add pineapple and vegetables. Continue cooking until meat is done. Dissolve cornstarch in cold water and add to meatball mixture. Cook until sauce thickens and is clear. Serve with steamed rice.

Serves: 6 ***610 cal. per serving*** ***Source of Vitamins A, B, C***

SUBMITTED BY MYRA KING *Tested in* THE AMERICAN HOME KITCHENS

• beef stroganoff

• favorite meat loaf

Preparation time: 1¼ hrs.

1 clove garlic, peeled and chopped
6 tbs. minced onion
3 tbs. fat or drippings
5 slices stale white bread
6 tbs. milk
2 tomatoes skinned and finely chopped
1½ tsp. chopped parsley
Dash of cayenne or drop of tabasco
1 egg, slightly beaten
1 lb. ground veal
1½ lbs. ground beef

Sauté garlic and onion in fat over low heat until soft but not browned. Remove crust from bread, and break crumb into bits. Pour milk over and blend with a fork. Add tomatoes, onion, garlic and seasonings. Then add egg, mashing all ingredients well with a fork. Add the meat and mix well, but lightly, with a fork. Pack into a well greased 9 x 5 x 3 inch loaf pan and bake in a moderate oven (350°F) one hour or until firm. Drain off drippings. Brown 3 tbs. flour; blend into drippings. Add 1½ cups cold water. Cook, stirring constantly until thickened. Season to taste. If a thinner gravy is preferred, add more water.

Serves 8 ***227 cal. per serving*** ***Source of vitamins A, B complex***

Tested in THE AMERICAN HOME KITCHEN

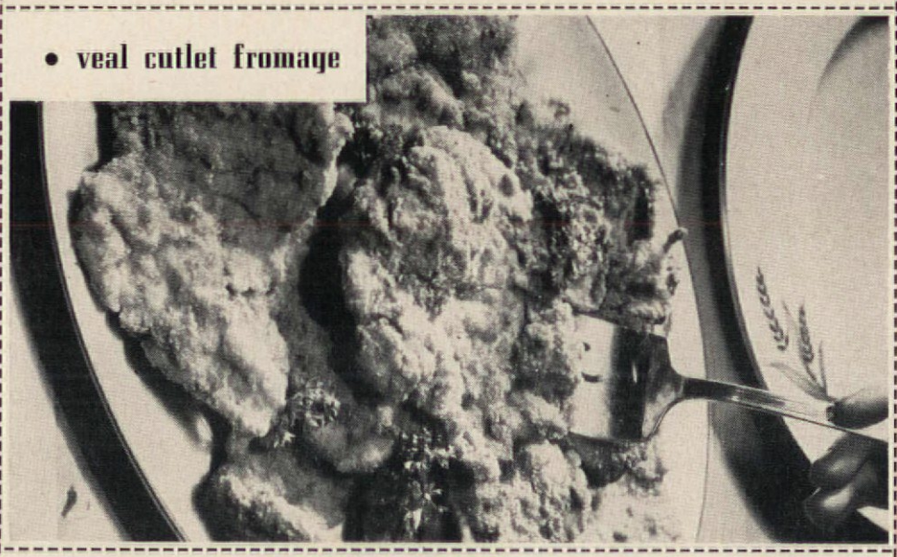

• veal cutlet fromage

• family meat pie

Preparation time: 35 min.

1½ lbs. ground beef
Salt
1 tbs. fat
1 bouillon cube
1½ cups hot tomato juice
1 cup cooked carrots
1 cup cooked peas
½ cup cooked celery
Salt
Celery salt
1 egg, separated
3 cups hot mashed potatoes

Season beef with salt and place in a skillet with the fat. Cook, stirring occasionally, until the meat browns. Dissolve the bouillon cube in the tomato juice and add to the meat. Cook 5-8 minutes longer. Remove from the heat; add the cooked vegetables and season with salt and celery salt to taste. Beat the egg yolk and add to the mashed potatoes. Fold in the stiffly beaten egg white. Spread the bottom of a greased baking dish with ½ of the mashed potatoes. Add the meat and vegetable mixture and top with the remaining mashed potatoes as illustrated. Bake in a hot oven 400°F for 15 minutes.

Serves 4-6 ***421 cal. per serving*** ***Source of vitamins A, C, B complex***

Tested in THE AMERICAN HOME KITCHEN

COOKING TIPS

If your gravy should get greasy, the extra fat can be removed by stirring a few ice cubes into it for a minute. Remove cubes and hardened fat.

Bouquet Garni can be bought all made for you. They come wrapped in moisture-proof bags and will keep for months.

Grated cheeses packed in glass come in many flavors. Makes garnishing vegetables and casseroles easy and good.

Washing and trimming greens before storing them saves time later and space right away.

Wild rice now comes in cans. It's soft enough that quick heating is all it needs to be served as an excellent vegetable, but it's firm enough so that it can be used in stuffing fowl.

Most butter wrappers are marked into tablespoon measures. Just cut off what you need.

If roast lamb for two is your goal, order a lamb sirloin roast from your butcher. It's the top part of the leg, cooks quickly, and slices easily.

Grilled cheese sandwiches are a snap if you melt butter in a skillet while you put the cheese between two slices of unbuttered bread. Brown the sandwich in the butter.

Combining two cans of different soups adds a quick and deceptive touch of originality to that course. Clear chicken and beef broth enhance any cream soup.

Preparation time: 45 min.

• American chow mein

3 cups sliced onions
1 cup chopped green pepper
1 cup chopped celery
¾ cup sliced mushrooms
3 tbs. fat
2 cups diced, cooked pork
2 tsp. salt
Dash of pepper
1 tbs. Worcestershire sauce
2 cups stock or chicken bouillon
¼ cup shredded, blanched almonds

Cook onions, green pepper, celery and mushrooms in the fat until tender. Add pork, salt, pepper, Worcestershire sauce and bouillon and simmer, covered, for about 30 minutes. Sprinkle with almonds. If desired, serve with soy sauce and Chinese noodles.

Serves 4-6 ***310 cal. per serving*** ***Source of vitamins A, B complex***

Tested in The American Home Kitchen

• individual ham loaves

• broiled salmon steaks

• green pepper steak

Preparation time: 15 min.
Cooking time: 1 hr. 15 min.

1 pound flank or round steak (½ inch thick)
¼ cup flour
½ tsp. salt
¼ tsp. pepper
1 large green pepper, cut into 8 strips
1 medium onion, sliced
1 clove garlic, minced
¼ cup shortening
1 can condensed tomato soup
½ cup water
½ tsp. salt
1 tbs. lemon juice
4 thin slices lemon

• Pound flour and seasonings into steak with meat hammer or mallet; cut into 4 pieces. Cook green pepper, onion, and garlic in shortening; remove from skillet. Brown steak well on both sides; add onion, green pepper, and remaining ingredients. Top each piece of steak with a lemon slice. Cover; simmer about 1 hour or until steak is tender, stirring occasionally.

Serves 4 ***402 cal. per serving*** ***Source of vitamins A, B***

Tested in The American Home Kitchens

Preparation time: 45 min.

• Mexican stew

2 cups cooked beef cut in 1-inch cubes
Fat
1 medium onion, chopped
1 medium green pepper, chopped
¼ cup chopped celery
1 clove garlic, chopped
5 medium tomatoes, peeled and chopped
¼ cup water
1¼ tsp. salt
1 tsp. Worcestershire sauce
1 tbs. chili powder

Cook meat in the fat until browned. Add onion, green pepper, celery and garlic and cook until the vegetables are tender. Add the chopped tomatoes and water. Season with salt, Worcestershire sauce and chili powder. Cover and simmer for 20 minutes. Pour into a serving dish and top with mashed potatoes. This is an excellent way to use leftover beef.

Serves 4 ***314 cal. per serving*** ***Source of vitamins A, C, B complex***

Tested in The American Home Kitchen



• fried scallops & mock tartare sauce

QUICK COOKING TIPS

Don't be a bruiser! A softening at the blossom end of a melon *may* be the indication of a ripe melon. But it might also mean too many earlier customers gave the melon the pressure test. Those bruisers can make even an unripe melon finally yield to pressure.

Lettuce leaves separate easily if you remove the core of the heart and then run water through the opening.

If you only need one or two servings of orange juice each day, keep the concentrate frozen. Put a tablespoonful in each glass and add water.

Popovers bake as well starting in cold cups as in hot pans. Don't burn your fingers unnecessarily.

There are two schools of thought but it really isn't necessary to peel mushrooms.

Canned hams are completely cooked. For a quick meal serve cold or heat through.

Slicing cucumbers with the peel on is more fashionable and nutritious than peeling them first.

Nuts are easier to slice or chop right after blanching. Slice them and then freeze them to use on whim.

• mexican stew

• broiled salmon steaks

¼ cup melted butter or margarine
2 tbs. lemon juice
4 medium-sized salmon steaks
4 medium-sized green tipped bananas

Combine butter or margarine with lemon juice. Brush salmon steaks with some of the lemon butter. Place salmon steaks on broiler rack. Broil 3 inches from source of heat for 10 minutes. Brush bananas with some of the lemon butter and place on rack. Turn salmon steaks and brush with remaining lemon butter. Broil for 5 minutes. Turn bananas and continue broiling for 5 minutes. Serve salmon with Cucumber Sauce.

SAUCE

½ cup grated cucumbers
2 tbs. grated onions
2 tbs. well-drained horseradish
½ cup light cream
½ tsp. salt
⅛ tsp. pepper

Combine all ingredients and heat to serving temperature.

NOTE: Tunafish or halibut steaks may be substituted for salmon if desired.

Serves 4 ***625 cal. per serving***

Originated in THE AMERICAN HOME KITCHEN

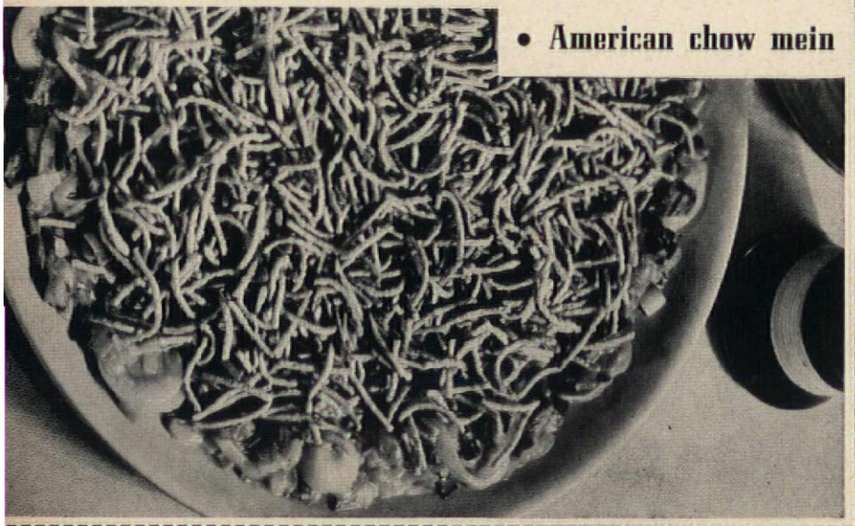

• American chow mein

• fried scallops & mock tartare sauce

1 quart scallops
2 eggs
2 tbs. water
2 cups fine cracker or bread crumbs
1 tsp. salt
¼ tsp. pepper

If scallops are large, cut into ¾" cubes. Place scallops for 3 minutes in salted water, using 1 tbs. salt to 1 cup cold water. Drain well between paper towels. Beat eggs; mix with water; stir in salt and pepper. Divide crumbs into 2 separate dishes. Dip scallops, one by one, in crumbs, in egg mixture, then in crumbs again. Fry in deep, hot fat (370° F.) until deep brown. Serve with Mock Tartare Sauce.

MOCK TARTARE SAUCE:

¼ cup butter or margarine
¼ cup all-purpose flour
1 tsp. salt
¼ tsp. pepper
1½ cups milk
½ cup mayonnaise
2 tbs. tarragon vinegar
2 tbs. chopped onion
¼ cup sliced olives
¼ cup chopped sweet pickles
1 tbs. chopped parsley

Melt butter or margarine. Blend in flour, salt, and pepper. Add milk gradually, stirring constantly. Continue stirring and cook over low heat until thickened. Add mayonnaise and vinegar and beat until smooth. Fold in remaining ingredients. Heat to serving temperature.

Serves 8 ***446 cal. per serving*** (with sauce)

Tested in THE AMERICAN HOME KITCHEN

• green pepper steak

• individual ham loaves

Preparation time: 10 min.
Baking time: 20-30 min.

2 12 oz. cans chopped ham
1 egg
¼ cup dried whole wheat bread crumbs
2 tsp. prepared mustard

• Combine all ingredients and shape into loaves. Bake at 400°F. for 20 to 30 min. Baste while baking with the following glaze:

GLAZE

1 cup brown sugar
¼ cup honey
2 tsp. water
1 tsp. vinegar
¼ tsp. dry mustard
Dash ground cloves

• Combine all ingredients in a sauce pan and bring to a boil. Baste over loaves while baking.

Serves: 4 ***795 cal. per serving*** ***Source of Vitamins A, B***

Originated in THE AMERICAN HOME KITCHENS

QUICK COOKING TIPS

Angel cakes bake faster at 375° than at the old 275° temperature. And they are more moist and tender.

Instant coffee made by the pot is quick and tastes more like regular coffee than the cup-by-cup method.

Ripe olives can be purchased sliced or chopped. They are cheaper and more convenient when used in cooking.

Gelatin does not need to be softened first if there is ½ cup sugar in the recipe. Mix the gelatin and sugar and then dissolve in hot liquid.

Bread crumbs can be made in seconds in your electric blender. Use it for grating nuts, also.

Fingers were made for creaming shortening and sugar for a cake. The warmth of the hand will fluff up the mixture.

Baked custards cook more quickly if the milk is scalded first. For fastest cooking steam them in a covered skillet on top of range. Takes about 10 minutes.

Meringues will bake faster and shrink less if put on top of hot pie fillings. Spread out to crust in all directions and bake at 425° for the best results.

• peach flip-over

Preparation time: 10 min.
Baking time: 20 min.

#2½ can (1 lb. 13 oz.) sliced peaches, drained

2 cups biscuit mix
2 tbs. sugar
⅔ cup milk

• Line 8" baking dish with aluminum foil*, allowing foil to extend above edge of pan. Brush foil with melted butter or margarine. Arrange peach slices on foil. Stir sugar and milk into biscuit mix. Roll or pat between waxed paper to fit baking dish. Place over peaches. Bake in hot oven 450°F. for 15 to 20 minutes. Turn out on serving plate, remove foil. Serve with whipped cream or milk.

*Holds peaches in place and makes it easy to turn out.

Serves 6 to 8 *309—232 cal. per serving* *Source of vitamins A, B, C*

Originated in THE AMERICAN HOME KITCHENS



• apple walnut crunch



• fig torte

• rhubarb shrub

Preparation time: 5 min.
Makes 8 servings

1 jar rhubarb jelly
1 pt. orange sherbet
1 pt. lemon sherbet
1 pt. soda water
8 twists of lime peel

Optional:
1 bottle green certified food coloring
1 artist's brush
granulated sugar
8 cocktail or sherbet glasses

Stir together jelly and about half of the orange and lemon sherbet in a deep bowl, pour in enough soda water to make it a mushy consistency. Pour this mixture over scoops of orange and lemon sherbets in individual glasses. Garnish the top with a twist of lime peel.

To decorate sherbet glasses: Paint the outside rims of the glasses with food coloring, dilute the coloring with water if a lighter shade of green is desired. Before the color dries, roll the rim of the glass in the sugar.

About 300 cal. per serving. Source of Calcium, Phosphorus, Vitamin A.

Tested in THE AMERICAN HOME KITCHEN

• cooked green onions
• fried cucumbers

COOKED GREEN ONIONS

Preparation time: 10 min.
Cooking time: 15 min.

1 bunch green onions (scallions) per serving — Salt — Butter

• Allow one bunch of green onions per serving. Clean and remove roots. Cut into 4-inch lengths. Cook onions in boiling salted water for 10 to 15 minutes. Drain, sprinkle with salt, and pour on melted butter. Serve plain or arrange individual portions on pieces of toast.

46 cal. per serving **Source of vitamins A, C**

Submitted by Alice S. Mercure *Tested in* THE AMERICAN HOME KITCHENS

FRIED CUCUMBERS

Preparation time: 40 min.

4 or 5 large green cucumbers — Salt and pepper — Flour

• Peel cucumbers and soak in cold salted water for about ½ hour. Cut in ⅛-inch slices. Roll in flour, salt, and pepper; fry in deep fat until crisp and brown. Serve with fish or meat.

Serves 6-8 **12-8 cal. per serving** **Source of vitamins A, B**

Submitted by Louise Sutton *Tested in* THE AMERICAN HOME KITCHENS

• five minute prune whip

QUICK COOKING TIPS

Paper liners for round cake pans can be square. If they cover two thirds of the pan the cake will come out.

Eggs are easier to separate when cold but beat up better when warm. To be most efficient separate them and then let them come to room temperature.

Square biscuits taste as good as round ones and are easier to cut. There are no leftover scraps either.

Frozen vegetables cook just as fast and well when started in cold water as in boiling water. Save the extra step.

Monosodium glutamate flavors foods more subtly when added at the very end of the cooking. Don't let it get too hot.

Beaten egg whites will hold for half an hour, so save washing a beater by always beating the whites before the yolks.

Dessert pancakes can be made ahead. Stack with paper towels between the cakes and keep warm in a 250 F. oven.

Ground beef freezes faster and thaws faster if made up into patties. And you'll have the patties ready for use.

Frozen vegetables will cook more quickly and be greener too if you cover them.



• cooked green onions
• fried cucumbers

ig torte

Preparation time: 15 min.
Baking time: 1 hr.

4 eggs, separated
1 cup sugar
1 cup chopped figs
1 cup chopped walnuts
3 tbs. flour
½ tsp. baking powder

• Whip egg whites, gradually adding ½ cup sugar. Whip until stiff, but not dry. Beat egg yolks, adding remainder of sugar. Add figs, nuts, flour and baking powder to egg yolks. Fold in egg whites. Pour into buttered 9" x 13" x 2" pan. Bake at 300°F. for 1 hr. When cold, serve with whipped cream or ice cream.

Serves: 8 ***300 cal. per serving*** ***Source of Vitamins A, B***

Tested in THE AMERICAN HOME KITCHENS

Variation: Dates, tenderized prunes or apricots may be substituted for figs.

• peach flip-over

Preparation time: 15 minutes
(1-2 hours to chill)

• five minute prune whip

3 egg whites
1 tsp. grated lemon rind
½ tsp. vanilla flavor
⅓ cup sugar
3 tbs. prune juice
Dash of salt
1 cup cooked prunes

PLACE egg whites, flavorings, sugar, prune juice and salt in upper section of double boiler. Place over boiling water and beat with a rotary or electric beater until stiff (length of time depends on how steadily you can beat, from 5 to 8 minutes). Remove from heat. Cool slightly while cutting up prunes into small bits. Fold gently into meringue mixture. Cool and then chill. If desired, garnish with quarters of pitted prunes and serve with lemon sauce.

Serves 4 ***175 cal. per serving*** ***Source of vitamin A***

Tested in THE AMERICAN HOME KITCHEN

• rhubarb shrub

Preparation time: 30 min.

• apple walnut crunch

4 large tart apples
½ cup granulated sugar
1 cup water
½ cup butter
½ cup brown sugar
¾ cup crushed cereal flakes
1 cup chopped walnuts

PARE, core, slice apples and cook until tender with the ½ cup granulated sugar and water. Place in a deep 9-inch pie plate. Cream butter, add brown sugar, cereal flakes and walnuts. Cover apples with this mixture and bake in a hot oven (400° F.) 12-15 minutes. Serve warm with plain or whipped cream.

Serves 6 ***305 cal. per serving*** ***Source of vitamins A, C, B complex***

Tested in
THE AMERICAN HOME KITCHEN

QUICK COOKING TIPS

Research laboratories have developed a new method of preparing peaches. This method consists of adding specified amounts of Calgon to the blanching and cooking waters used in peeling peaches. This allows the skin to roll back easily, and the peach retains considerably more of its vitamin C content.

Salad dressings keep well and it's just as fast and more accurate to prepare a large amount. Make up several varieties and alternate.

Chopping is done most easily using a large French knife. Never lift tip of blade from board and you'll not cut fingers.

Oysters and clams are easier to open if they've been chilled in the refrigerator.

A lid flipper helps open those vacuum packed jars. Keep one handy—and try the new twist-off type lids for easy closing.

A tablespoon of butter added to a batch of jam will prevent foaming—eliminates skimming.

Adding meat tenderizer while parboiling beans for baking shortens cooking time.

Milk can be soured quickly by putting 2 tablespoons vinegar in measuring cup. Fill with milk and warm slightly.

lima cheese soup

Preparation time: 10 min.
Simmering Time: 10 min.

½ lb. sharp cheddar cheese, grated
1 1-lb. can dried lima beans
1 cup milk
(Optional Seasonings:)
1 small onion
1 sprig parsley
1 bay leaf
1 tsp. Worcestershire sauce
Dash of tabasco
1½ tsp. salt
¼ tsp. pepper

• Blend cheese, lima beans, and ¼ cup of the milk in a blender. Pour into a saucepan and add remaining ¾ cup milk. Season to taste. Simmer for 10 min.

Serves 6 ***260 cal. per serving*** ***Source of Vitamins A, B, C***

Originated in THE AMERICAN HOME KITCHENS

• salad dressing suggestions

• crab meat bisque

Preparation time: 5 min.
Cooking time: 10 min.

6½-oz. can crab meat
10½-oz. can condensed tomato soup
10½-oz. can condensed green pea soup
10½-oz. can condensed consommé
1 can water
1 tbs. lemon juice

• Combine soups in saucepan, add water and crab meat. Heat, but don't boil. Add lemon juice. Reserve some pieces of the claw crab meat as a garnish.

Serves 6 ***119 cal. per serving*** ***Source of vitamin B***

Originated in THE AMERICAN HOME KITCHENS

• cauliflower with variations

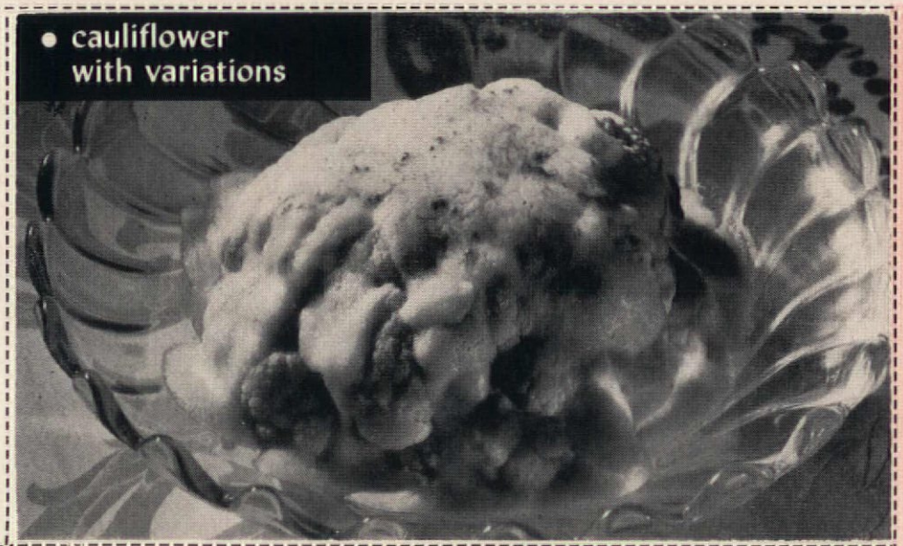

• Waldorf salad • egg salad

2 cups diced apples
2 tbs. fresh, frozen, or canned lemon juice
1 tbs. mayonnaise
½ cup mayonnaise
1 tbs. sugar
1 cup chopped celery
½ cup chopped walnuts
Lettuce

Sprinkle apples with lemon juice; toss apples with 1 tbs. mayonnaise. Combine ½ cup mayonnaise and sugar. Just before serving, add celery, walnuts, and mayonnaise-sugar mixture. Toss lightly. Serve in lettuce cups.

Serves 6 ***205 cal. per serving*** *Tested in* THE AMERICAN HOME KITCHEN

EGG SALAD:

2 tbs. tarragon vinegar
⅓ cup sweet pickle relish
¾ cup mayonnaise
6 hard-cooked eggs, sliced
1 cup crumbled Roquefort cheese
1 cup cucumber slices
1 cup chopped celery
½ cup chopped onion
¼ cup chopped green pepper
1 tsp. salt
Salad greens

Add vinegar and pickle relish to mayonnaise and beat well. Toss remaining ingredients together lightly. Add dressing to salad ingredients and toss lightly. Serve on salad greens.

Serves 6 ***425 cal. per serving*** *Originated in* THE AMERICAN HOME KITCHEN

• roast stuffed potatoes



QUICK COOKING TIPS

Celery is generally tender these days. There is seldom need to pull off tough strings.

Canned cream of celery soup or cream of chicken soup make excellent white sauces for casserole dishes.

Pork sliced very thin can be cooked in a few minutes. If you're in a hurry those chops can be sliced and used. Makes a nice variation in menu.

Jam and jellies can be made all year using frozen fruits and a pectin. Saves storage space and gives you fresher jams. They're faster to make with pectin too!

Powdered mushrooms are a great convenience in making sauces, gravies and soup stocks.

Instant minced onion has been chopped for you. Use it as is in cooked dishes or soak for five minutes before using raw in salads, hamburgers, etc.

Squash will bake more quickly if cut in half. Set the cut side down on a cooky sheet.

It's easier to dispose of excess fats if they're poured into a can and solidified.

Meat tenderizer not only makes tender meat out of tough cuts but will shorten the cooking time as well.



• crab meat bisque

• roast stuffed potatoes

6 medium-sized baking potatoes
2 tbs. melted fat
¼ cup melted butter or margarine
1½ tsp. salt
⅛ tsp. pepper
2 tbs. grated onion
½ cup hot milk (approximately)
½ cup grated process sharp cheese
Paprika

Scrub potatoes and remove blemishes. Slit each potato across the top so that steam can escape during the baking period. Brush potatoes with fat. Bake at 450° F. for 45-60 minutes or until tender. Cut a slice from the top of each potato and scoop tender part out of skin. Mash until fluffy, adding butter or margarine, salt, pepper, onion, and enough milk to make mixture smooth and fluffy. Pile lightly into potato-skin shells. Sprinkle each with grated cheese and paprika. Bake at 450° F. for 5-8 minutes or until lightly browned.

Serves 6 ***234 cal. per serving***

Pare 6 medium-sized potatoes; if large cut in halves. Place around roast about 1¼-1½ hours before meat is tender. Baste occasionally with pan drippings. To shorten baking time, potatoes may be cooked in boiling salted water for 15 minutes and then placed in oven about 40-45 minutes before roast is removed from oven.

Serves 6 ***116 cal. per serving***

Tested in THE AMERICAN HOME KITCHEN

• salad dressing suggestions

Preparation time: 5 min.

Spicy tomato French dressing:

1½ tsp. granulated sugar
½ tsp. salt
½ tsp. dry mustard
½ tsp. paprika
1 tsp. dried chervil
Dash of Tabasco
1 tsp. dried basil
1 tbs. bottled horse radish
½ cup salad oil
½ cup vinegar
1 cup tomato juice
½ peeled clove garlic

Combine all ingredients in jar or bowl; shake or beat until well mixed. Store, covered, in refrigerator. Shake well before using. Makes 2 cups.

Variations:

1. *"Cheesey" Tomato French Dressing:* Combine ¾ cup of dressing with ¼ cup crumbled Blue or Gorgonzola cheese.
2. *California French Dressing:* Combine ¾ cup dressing with ½ cup sliced stuffed olives or ¼ cup chopped ripe olives.
3. *French Dressing, Philadelphia Style:* Mix ¾ cup dressing with 2 tbs. bottled pickle relish.
4. *India French Dressing:* Combine ¾ cup dressing with 2 tbs. chutney.
5. *Tomato Chiffonade Dressing:* Mix 1 chopped hard-cooked egg, 2 tsp. minced pimiento and 1 tsp. minced parsley with ¾ cup dressing.

Calories: 27 per tablespoon *Tested in* THE AMERICAN HOME KITCHEN

• Waldorf salad
• egg salad

• lima cheese soup

• cauliflower with variations

1 large head cauliflower
2 tbs. butter or margarine
2 tbs. all-purpose flour
½ tsp. salt
⅛ tsp. pepper
1 cup milk
1 cup grated process sharp cheese
1 tsp. Worcestershire sauce

Remove leaves and stalk from cauliflower. Add 1 tsp. salt to 1 qt. cold water and soak head down ½ hour. Drain. Cook, covered, in one inch of boiling salted water 15–20 minutes or until tender; drain. Melt butter or margarine, then blend in flour, salt, and pepper. Add milk gradually and cook, stirring constantly, until thickened. Add remaining ingredients and cook over low heat until cheese is melted. Pour over hot cauliflower.

VARIATIONS: Creamy Sauce: Substitute light cream for the milk.
Parsley Sauce: Add ¼ cup chopped parsley.
Pimiento Sauce: Add ½ cup chopped pimientos.
Zippy Sauce: Omit cheese; add 1 tsp. dry mustard with flour; when sauce is thick, add 1 tbs. horse-radish.

Serves 6 ***154 cal. per serving***

Tested in THE AMERICAN HOME KITCHEN

QUICK COOKING TIPS

Pie fillings made from fresh fruits freeze as well as the fruits alone. Make up a quantity recipe while freezing and save time later.

Prunes and apricots no longer need to be cooked. Soaking overnight makes them tender.

Spices keep longer if kept tightly covered in a cool place. Jars are excellent for this—and easy to measure from too.

Chewy brownies without a raw flavor can be made by baking till done and then bouncing pan on counter while still hot.

Flouring chicken is quicker and neater if the flour and seasonings are put into a paper or plastic bag and the chicken shaken in it.

Use all the watermelon! The rosy-red flesh is not the only delicious part of the melon. Pickles and preserves made from the greenish-white portion of the rind just under the green skin have a piquancy which make them particularly suitable for serving with meats.

Doughnuts can be frozen whether baked or unbaked. If you like them strictly fresh, freeze raw. Thaw before frying.

The quicker fudge comes to the soft ball stage, the less you'll have to beat it but the more grainy it will be.

Pure-Pak, the modern milk container... available everywhere

Here's a **real** milk container! No more dribble or drip. Pour the exact amount you want, then close the spout—keep milk's good flavor in. Lightweight, shatterproof . . . just right for your small fry. **Stops bottle washing forever.** More and more milkmen are delivering **all** their milk in this handy container.

At your store or—drop a note to your milkman, today!

Pure-Pak
YOUR PERSONAL MILK CONTAINER

25 MILLION TIMES A DAY, SOMEONE BREAKS THE SEAL ON A FRESH PURE-PAK CARTON

...for Beautiful Rooms!

Start at the windows for room effects that win applause. Look to Kirsch for help AND hardware! Send coupon today for the big new Kirsch book, "*Window Decorating Made Easy*."

And when you shop, insist on KIRSCH drapery hardware throughout, for lasting beauty and smo-o-oth dependable performance!



Cafe treatments gain new stature with "massive" Kirsch rod sets in gleaming solid brass. Adjustable lengths; ¾", 1" and 1½" diameter. Choose cafe clips or rings by Kirsch.

Treat yourself to this big NEW "how-to" book by Kirsch

A fascinating collection of smart window treatments. All types; every room. Shows how to make curtains and draperies, with tips of the experts. Includes a unique and practical color-selection kit!

32 BIG PAGES FULL COLOR! *only* **50c**

KIRSCH COMPANY
433 Prospect St., Sturgis, Mich.

Gentlemen: Enclosed ☐ 50c for one copy of "Window Decorating Made Easy" or ☐ $1.00 for *two*.

Name_____

Address_____

City_____ State_____



VIRGINIA E. THABET

A FAST SWITCH from "before" here to "after," below. When the Cinderella wand was waved, it became a wonderfully cheerful kitchen. It's warm and very workable—and full of color, too!

MOTHER'S "MAPLE MINK"

When we asked Mrs. John Wieland of Kenilworth, Ill., how she liked her kitchen, we received the following reply and did some reading between the lines. It seemed to us that here was more than a redecorating story about a remodeled kitchen. Here is a family that simply enjoys having fun and being together. And the kitchen, like the heart of the family, reflects this joy. We think you'll enjoy reading the letter as we did:

"We can't help being impressed with all the lovely kitchens in the American HOME, but still note that ours is NUMBER ONE for us.

"Mother's Maple Mink (so named by our seventeen-year-old because he cannily recognized that because of the kitchen I forfeited my chances for a fur coat) has proved the loveliest mink a woman ever owned. I wear it with pride and pleasure at any season of the year and at any time of the day. No woman ever enjoyed a coat more. And if the object is to be the envy of one's friends, I am. Were I to mention one feature (there are so many) I think it would be the ample block counter for which

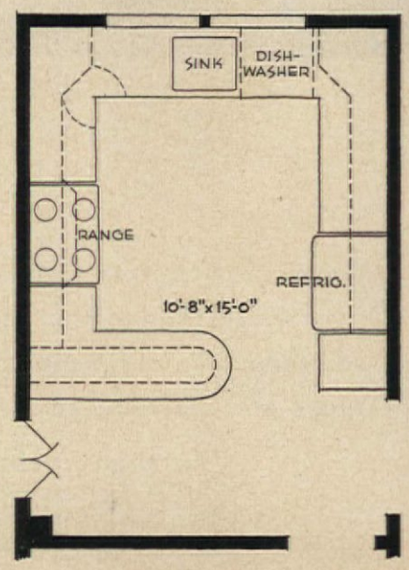

my husband dubiously consented to having a wall torn out. Meals are served on it and from it. It makes the kitchen not only an efficient cooking center but an efficient serving center. Many groups of house guests have lingered over pancakes and coffee there, and many very special dinner parties have been served direct to guests from that counter. With the garden room adjoining, our teenage children consider that wing of the house their special menage. Adult entertaining in the living room never interferes with youthful entertaining in the kitchen wing. But I must not ramble on about so many of its features . . . yet it's a temptation:



ONE STRUCTURAL CHANGE only; this wall *out*—the maple counter (above) in! It gave hundreds of advantages the Wielands never thought were possible. Meals became like a two-way street, for the new white shutters replacing the old swinging door open into the dining area. Old cabinets were torn out to make this end of kitchen a more spacious passageway and pleasant dining corner.

a flavor treat you can eat and eat!

New England has long been famous as the home of *real* baked beans. And "down east" in Maine they bake beans best. B&M Brick Oven Baked Beans are slowly baked in real brick ovens, in a flavor-rich brown sugar sauce with generous pieces of tender selected pork in the traditional way. Enjoy this flavor treat with B&M Corn Relish.

They're Extra Good with B & M Brown Bread

B&M

brick oven

BAKED BEANS

SEALED OVEN-HOT IN BOTH GLASS JARS AND TINS

BURNHAM & MORRILL CO., Portland, Maine

William Mellenthin, Builder, North Hollywood, Calif.

You get elegance and lasting value with Western Pine Region woods

This cheerful living room features paneling, mantel, and adjoining built-ins of versatile, low-cost Western Pine Region woods.

Soft-textured, straight-grained Western Pine Region woods can be designed and finished to fit tastefully into any décor . . . traditional or contemporary. These woods give pleasure and satisfaction that last for the life of your home. Western Pine Region woods are carefully dried and seasoned for easy working. They take any paint or stain with ease, or may be waxed and rubbed to a soft, natural glow. Your lumber dealer will be glad to give you full details.

Planning a new home, or an addition to your present house? Let us help you with unusual suggestions from our "Friendly Home Ideas" booklet.

FREE! "FRIENDLY HOME IDEAS"—85 photographs, many in color, feature traditional and contemporary ideas for building, decorating and remodeling with Western Pine Region woods. Write for your copy to WESTERN PINE ASSOCIATION, Dept. 306-F, Yeon Bldg., Portland 4, Ore.

WPA

Western Pine Association

member mills manufacture these woods to high standards of seasoning, grading and measurement

Idaho White Pine · Ponderosa Pine · Sugar Pine
White Fir · Incense Cedar · Douglas Fir · Larch
Red Cedar · Lodgepole Pine · Engelmann Spruce

TODAY'S WESTERN PINE TREE FARMING GUARANTEES LUMBER TOMORROW

(continued)



BEFORE: The old large, bulky sink gives way to smaller one, plus dishwasher. Below, it makes obvious good sense to have wide counter between sink and refrigerator for preparation of food.

the random-width oak flooring, certainly an indulgence, but so lovely and practical too; the maple-faced dishwasher located just right of the sink and glass cupboard; the two-way dish cupboard accessible on either kitchen or dining room side, the black stove which proves a decorative asset rather than a necessary appliance, but . . . I forgot . . . I was going to restrain myself. It wasn't cheap . . . we didn't do it ourselves . . . but we're glad for every special thing we planned. We now have a kitchen that's a room of beauty with lovely wood and color, and it's proving a joy forever!"

Most sincerely,
Marjorie F. Wieland

We heartily endorse this family's sense of values, for it's evident that they do know where to place them so the entire family reaps the benefit—not just one person.
—THE EDITORS

AT LEFT: The lazy-susan corner cupboard brings to front-door reach all utensils and a larder of supplies.

THE END

Revolving Shelves and big Roll-Out Freezer put all foods at your fingertips!

Only "Straight-Line" General Electric Refrigerator-Freezers give you these features! Plus . . . no coils in back, no dirt-collecting waste space!

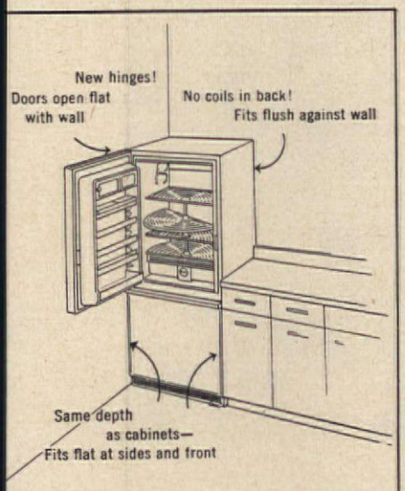

Cleaning problem solved with "Straight-Line" design. No dirt-collecting waste space. Sides, top, back are flat and straight. Front lines up evenly with cabinets. Does not stick out.

Today, more than 4,000,000 General Electric Refrigerators are in use 10 years or longer!

Revolving Shelves give you so much space for your foods—and all at your fingertips. Just a touch brings the food in back right out to the front.

With Revolving Shelves, the refrigerator is easy to *clean*. Just revolve shelves to expose refrigerator walls —without removing shelves *or* food.

So practical, Revolving Shelves make all other shelves old-fashioned!

The big refrigerator section defrosts automatically. No pans to empty, no clocks to set, no buttons to push.

Also, the new General Electric now has four handy Ice Ejector Trays which drop cubes into a large storage container in the top of the Roll-Out Freezer.

See your General Electric dealer about his easy terms and trade-in allowance. Household Refrigerator Department, General Electric Company, Appliance Park, Louisville 1, Kentucky.

Progress Is Our Most Important Product

GENERAL ELECTRIC



Adjust revolving shelves to accommodate a pie or bulky turkey. Press button, turn shelf

Revolving Vegetable Bins turn at a touch. Two porcelain bins hold nearly a bushel of

Magnetic Safety Door opens at a touch. Since it has no latch, it helps protect children from being locked inside.

Big Roll-Out Freezer glides out at a touch. Holds up to 175 pounds of frozen food . . . easy to see, easy to get at.

America's Finest Handmade Milk Glass

WESTMORELAND'S handmade milk glass reproductions of the exquisite "Paneled Grape" pattern comprise a collection of ninety lovely items. There are many individual pieces as well as complete luncheon and dinner settings. All are handmade in the best Westmoreland tradition of the late 1800's.

Send for Brochure of "Paneled Grape" Reproductions.

WESTMORELAND GLASS COMPANY

GRAPEVILLE, PENNSYLVANIA

Here's true window beauty for your new home!

When you plan the home of your dreams, be sure you have Andersen WINDOWALLS! These famous wood window units admit cheery sunshine, oceans of fresh air; yet they *close tight* for all-weather comfort. They're Penta-treated for permanence. Have your architect, builder or lumber dealer help you choose the Andersen WINDOWALLS for your home: Or send the coupon to Andersen for helpful booklet filled with window ideas!

Andersen *Windowalls*

TRADEMARK OF ANDERSEN CORPORATION

Send for FREE window ideas booklet!

Andersen Corporation, Bayport, Minnesota AH-58

Please send me a FREE copy of "32 IDEAS FOR WINDOW BEAUTY."

Name.....

Address.....

City.....Zone....State.....

Garden House (continued from page 35)



ROOF BEAMS COME NEXT. The outside walls are braced and 2x8" roof beams are toe-nailed to the wall plates and secured with 1x4" angle irons. Notice that along the bottom edges of the beams, 1x2" wood strips have been nailed. The strips have been slotted to receive the edges of the tempered hardboard ceiling panels. Roof beams run from the front to the back of the garden house. Proper pitch for roof is achieved by installing a plate which consists of three 2x4's across the front of the garden house.

TEMPERED HARDBOARD PANELS that make up the sections of the roof are four feet wide and ten feet long. Tempering makes the panels impervious to rain. To prepare the panels for insertion between the roof beams they are flexed and held in a special frame made out of a board with a block of wood at each end. This frame curves panel to fit between beams.

(continued on page 71)

The Bel Air Sport Coupe with Body by Fisher. Every window of every Chevrolet is Safety Plate Glass.

YOUR PRIDE WILL PERK UP *whenever you're seen in your* **'58 CHEVROLET.** *One look at those low, wind-whisked lines and you know you're bound to be noticed. And you'll find still more to be proud of in the quick, sure way Chevy responds to your touch.*

Sure as it's a Chevy, you're going to be looked at when you drive this good-looker. Don't be surprised if you even hear a soft whistle of approval now and then. There's just something about Chevy's low, straining-at-the-bit beauty that makes people sit up and take notice.

The way this Chevrolet *moves* is something to be admired, too. Its quick-sprinting power, for example, and the reassuring way it keeps its poise, even on sudden dips and curves.

Another big reason you'll be prouder of a Chevy is that it's the only honest-to-goodness *new* car in the low-price field. There's a new X-built Safety-Girder frame . . . new Turbo-Thrust V8* . . . new longer, lower Body by Fisher . . . a choice of new standard Full Coil suspension or a real air ride.* Cars just don't come any newer—or nicer—than this one.

Make it a point to stop by your Chevrolet dealer's real soon. What he's selling is high on pride but low on price. . . . Chevrolet Division of General Motors, Detroit 2, Michigan.

**Optional at extra cost.*

CHEVROLET

Wamsutta® debucale®

next to Supercale® the finest sheet in the world . . .

presents . . . enchantment in print

Different! That's Wamsutta Debucale . . . like the versatile charm of this new hand-print that's made for all bedroom decors and color schemes. Different! The extra-fine long-wearing quality, the exclusive silken-smooth Wamsutta finish and the low luxury-on-a-budget prices! And during May . . . you'll find Wamsutta Debucale in white and the super-flattering "Complexion Tones" at super-low White Sale prices.

WAMSUTTA MILLS, *Linens and Domestics, Dept. D19, 1430 Broadway, New York 18, N. Y. Division of* M. Lowenstein & Sons, Inc.

Makers of Wamsutta Supercale sheets and cases, Wamsutta Heritage Towels, Wamsutta fashion fabrics for men, women and children and Decorative fabrics for the home.

 (continued from page 68)

ROOF PANELS of 3/16"-thick tempered hardboard are inserted between the beams and slid along in the slots on the wood strips that are nailed to the beams. The special flexing frame keeps the hardboard panel in line so that it's easy to handle and insert into the slotted strips. Metal strapping along bottom edge of the beams keeps them aligned. A 1x12" board fascia is nailed to the outside edge of the roof and all joints are filled with water-resistant calking compound.

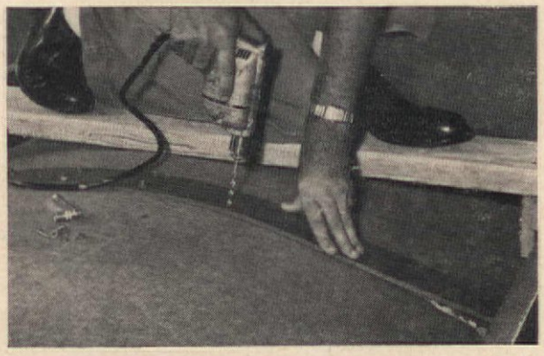

JOINTS BETWEEN END OF ROOF PANELS are covered with 5"-wide strips of 3/16"-thick tempered hardboard. Strips are fastened to end of panels with nuts and bolts. Roof is then coated with aluminum paint.



ONE OF THE LAST STEPS in finishing the garden house is application of the primed hardboard, clapboard siding. An aluminum mounting strip nailed to the framing holds each course of siding in place. There are no exposed nail holes. Siding received two coats of paint.

THE END

Add living space anyplace with FILON® guaranteed fiberglass panels





ADD A PATIO OR CARPORT
Build colorful beauty and glare-free shade at low cost, with FILON translucent panels. Amazingly strong! Perfect indoors or out... for awnings, breezeways, shoji screens and doors, windbreaks, shower doors. Fun to install with ordinary tools. FILON is *super-smooth* for longer life and easier cleaning.

ADD A COLORFUL ROOM DIVIDER
Create privacy where you want it! FILON gives soft diffused light without darkening adjacent areas. Select from 20 exciting decorator colors. FILON panels are so light, yet so strong. Add beauty and value to your home with FILON. Buy FILON at lumber, building material and glass dealers—many corrugations, also flat or shiplap. Only the FILON label on every panel assures you of highest quality and greatest value.

Insist on the FILON *label on every panel with the*

5-WAY FILON GUARANTEE
• Superior Fiberglass-and-Nylon reinforced strength. • Uniform thickness for easier installation, better diffusion of light and color. • Shatterproof for absolute safety • Weatherproof for maximum durability. • Exceeds standards published by U.S. Bureau of Standards.

FREE BOOKLET. shows wonderful ideas, all easy to build with FILON. Includes construction details, chart of decorator colors. Write to: Filon Plastics Corp., 125 Lomita Street, El Segundo 67, California.

FILON PLASTICS CORP.
Los Angeles • New York • Chicago
Atlanta • Dallas • San Francisco

Another family crisis solved...

Anchor Fence®

Protects children, pets, property

Situation look familiar? Then let us show you how a genuine Anchor Fence can keep your youngsters playing happily *at home*. Makes it easier for you to relax because it protects your children and pets from intruders and traffic. Look for Anchor's exclusive features: handsome square frame gates—square corner posts designed for beauty and strength. Anchor Chain Link Fence is "zinc-clad" *after* weaving, stays good looking year after year. Consult your phone directory and call your local Anchor man today for free estimate, or write for free folder to ANCHOR FENCE, 6505 Eastern Avenue, Baltimore 24, Maryland.



Plants in: Baltimore, Md.; Houston, Texas; and Whittier, California.
Sold direct from Factory Branches and Warehouses in all principal cities.

To Have a Home (continued from page 10)

"THE HEATPROOF TRAY on my chair is indispensable," says Mrs. Small. "I can take something out of the oven or from a stove burner and set it directly and safely on my chair."

is not the usual thing to get excited over, but I was thrilled with mine. They were two feet up the wall. I could plug in any appliance without the fear of falling out of my chair. The mail slot in my front door made an outside box unnecessary.

It had been decided that asphalt tile should be used for the floor. It gives a firm base for the house and it is much easier for the owner of the wheelchair. Scatter rugs are impossible and wall-to-wall carpeting is just about as bad. I have a braided rug in front of the fireplace and that seems to be all that is needed.

Shortly after I arrived, the work in the kitchen began. The real test of careful measuring and building skill had to be shown here, as everything was lowered. All cabinets, counters and stove top were set 32″ from the floor rather than the regular 36″. My stove was of a sectional variety and put on a corner. In that way I could reach the burners from two sides and the oven and broiler unit was put up beside the burners so that I could easily reach it. I had a single sink, open underneath. My cupboard had sliding shelves so that I could easily store provisions.



Besides the house itself, one of my greatest pleasures is a small kitchen garden. It is enclosed with a 5′ cedar fence and there are flower beds both inside and out where I can garden to my heart's content.

Five rooms and two bathrooms is the way my house would probably be described, but for me it is an independent way of life. I cannot give a panacea for happy wheelchair living. Everyone has to figure that out for himself. Keeping busy and interested helps greatly. Above it all is the great power of faith. That can move mountains. Why not the occupant of a wheel chair?

THE END

POWERFUL NEW PLUNGER CLEARS
CLOGGED TOILETS
in a jiffy!

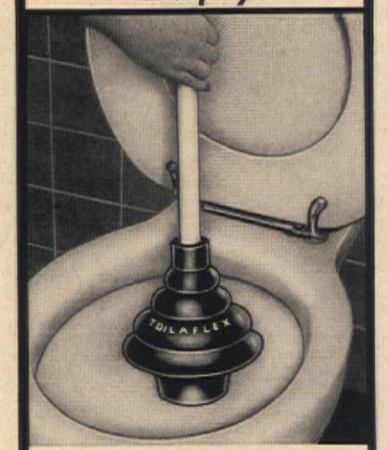

NEVER AGAIN that sick feeling when your toilet overflows

'TOILAFLEX'
Toilet ALL-ANGLE Plunger

Ordinary plungers just don't seat properly. They permit compressed air and water to splash back. Thus you not only have a mess, but you lose the very pressure you need to clear the obstruction.

With "Toilaflex", expressly designed for toilets, no air or water can escape. The full pressure plows through the clogging mass and swishes it down. Can't miss!

- Double-size cup, double-pressure
- Tapered tail gives air-tight fit
- Designed to flex at any angle
- Centers itself, can't skid around

For positive insurance against stuffed toilet, have a "Toilaflex" in your home.

$2.65 fully guaranteed

AT MOST HARDWARE STORES

How to build a
SMOKE-FREE FIREPLACE
and Save Money



America's leading fireplace authorities show you how to build a smoke-free, heat-circulating fireplace at *lower* cost . . . how to accent its beauty with famous *Flexxscreen*® furnishings. SEND 25¢ for complete how-to-do-it information, colorful catalogs and prices—52 pages crammed with fireplace ideas!

Bennett-Ireland Inc., 558 Water St., Norwich, N.Y.

RECIPES IN USE NEED
Cellophane Envelopes

For new recipes—or your old favorites—use these individual cellophane envelopes. They're greaseproof and moistureproof . . . easily visible both sides, 3" x 5" for handy filing. Will also protect other file-size home-making data. So inexpensive, too!

100 for $1.00
250 for $2.00
400 for $3.00

Over 40 Million Purchased By American Home Readers. Write today—don't wait! Send check or money order:

THE AMERICAN HOME
American Home Bldg., Forest Hills, New York

TAKE CARE
—the back you save may be your own

DON'T carry things with your arms outstretched; it strains the back (and cuts the vision). **DO** carry things with arms at sides and the weight of load naturally balanced.

FELICIA KUTTEN

You get aches and pains from two things: working too much and working the wrong way. And when it comes to gardening, neither makes sense!

So don't work too fast or too long, and don't do a job a hard way if you can do it an easy way.

Most of us know when we're working too fast or when we've been working too long. But many people should learn how to use their muscles more efficiently and how to avoid using them in ways that result in aches and pains.

For instance, *don't bend* from the waist. Work on your hands and knees, with a cushion or with strap-on knee pads.

When *digging*, keep knees bent, not straight and stiff.

When *raking*, use "knee action." Keep knees relaxed, feet apart; move weight rhythmically from one leg to the other.

When *lifting*, hold pelvis

(continued on next page)

NEW! Pre-mixed, Foolproof Hose-Sprays...to get rid of



ATTACHES TO GARDEN HOSE

No expensive sprayer to buy—no measuring, mixing, or muss! Ready-to-use concentrates, each with own "spray cap"!

Now it's easier than ever to kill weeds and soil insects . . . crabgrass and garden insects. There's nothing to mix or measure with Antrol Hose Sprays. Each accurate formula comes in a separate bottle with own spray cap. It attaches directly to your hose and your hands never touch the pre-mixed solution.

Easy fingertip control lets you aim at trouble spots without waste . . . concentrate can't clog or back up in hose. Thrifty refill quarts available, too.

Weeds Antrol's 2, 4-D Amine concentrate kills broad-leaf weeds—including dandelions, plantain. Won't harm lawn grasses—safer around shrubs, flowers. No more contamination of other sprayers. Covers 2,000 sq. ft. *Only* $1.69

Soil Insects Chlordane Soil Insect Killer lasts months. Kills ants, lawn moths, chiggers, Jap beetle, other grubs, termites. Covers up to 16,000 sq. ft. *Only* $2.98

Crabgrass Killer with DMA—new, sure way to kill crabgrass, chickweed, others. Won't harm good grass like Kentucky and Merion Bluegrass, Fescue, Bent, etc. *Only* $2.69

Garden Insect Killer. Malathion-Methoxychlor Formula kills fast, gives long-lasting protection. *Only* $2.39

Stop Dog Damage with Ridz Dog Repellent. Easy push-button spray keeps dogs away from trees, shrubs, evergreens . . . tires, fences, trash cans. Long-lasting protection—won't harm plants. **$1.49**

Antrol Hose-Sprays

Available Where Garden Supplies Are Sold

NOW...

Sanitized®

MOVING

!

an extra safeguard offered only by

United Van Lines

Your most delicate possessions are kept safe and clean in a United Sanitized van.

Clothing, draperies, rugs, linens, upholstered pieces . . . all your belongings . . . arrive "Daisy Fresh" at destination. And only United Agents provide Sanitized Service—the cleanest, freshest, safest way to move lovely furnishings. It's a regular part of United service . . . no extra cost.

For "Pre-Planned", Sanitized Service call your nearest United Agent. He's listed under "MOVERS" in the Yellow Pages.

For information about the city to which you're moving and handy "Pre-Planned" moving booklet, write moving consultant Bette Malone, Dept. A2, United Van Lines, St. Louis 17, Mo.

United

United Van Lines

United

(continued)

DON'T work at ground level bent from the waist—or you will *feel* older than you look! **DO** the work on your knees, with strap-on pads.

straight, knees flexed; lift from the knees, with leg muscles.

When *carrying* anything, keep arms down, close to sides, and try to balance load evenly.

When *using lawn mower* or cart, keep arms bent, back straight, elbows close to body.

When doing *any* garden job, take occasional rests. THE END

DON'T tackle digging jobs straight-armed, straight-legged. **DO** them with both your arms and legs flexed.

GARDENING is more fun with TRUE TEMPER® tools

IT'S A PLEASURE to use these superb new ROCKET hedge shears. Gleaming, tubular steel handles absorb shock, won't bend or break. Nonslip cushion grips. Clean, fast cutting. No. AT85.

$8.50

NEW

$3.50*

DIGGING IS EASIER with this lightweight garden shovel in a new, small size. Especially good for the lady gardener, and all light digging. With D-top or long handle of fire-hardened ash—smooth, comfortable, splinter-free. No. HGD, HGL.

*Slightly higher West

SEE THIS HELPFUL CHART AT YOUR DEALER'S NOW

It's chock-full of information on correctly designed True Temper tools. For a free copy, write True Temper, Dept. AH5, 1623 Euclid Ave., Cleveland 15, O.

TRUE TEMPER®

THE RIGHT TOOL FOR THE RIGHT JOB

Where Credit Is Due

FUN AND FANCY-WORK

Pages 32, 33: Dust ruffle or valance—Wamsutta "Wamco." Mirror (page 32)—Jennifer House. Mirror (page 33)—Nurre. Ceramic steer—Rabun Studios. Chests—Magna Power Tool. Mishima museum bowl—Shopping International.

SUMMER HOUSE YOU CAN BUILD YOURSELF

Pages 34, 35, 68, 71: Building materials—The Masonite Corp. (For a free, detailed, construction pattern write: Home Service Bureau, Suite 2037, 111 West Washington Street, Chicago 2, Illinois.) Furniture and barbecue—Arvin Industries, Inc.

TWO FOR THE SHOW

Pages 38, 84: Plastic bowl—PlastiVue. Candle-rose—Candlelight Shop. White bowl—Italian pottery—Wits End.

TAKE A BOTTLE OF CATSUP OR CHILI SAUCE

Pages 46, 47: "Pyramids" casserole—Iroquois China Co. Ballerina salad plate—Universal Potteries, Inc. "Patrician" seafood cocktail glasses—Fostoria Glass Company. "Autumn" sandwich plate—Bryce Brothers Co. Electric skillet—Presto. "Candlewick" relish dish—Imperial Glass Corp. "Petit Point" dinner fork—Towle Mfg. Co. **Page 52:** Green one-pint casserole—Dansk Designs Inc. "Seafare" cup and saucer—Harker Pottery. Kent tumbler—Libby Glass Co.

FRESH FLOWERS FOREVER

Page 86: "Duma-Fiori" floral arrangements—Carole Stupell, Ltd.

ONE POWER TOOL WORKS FIVE WAYS

Page 98: Power tool—"Shop Smith-Mark 2"—Magna Power Tool Corp.

INFORMATION

Seed mosaic designed by A. Rosti, courtesy Virginia Frankel: page 33. The Masonite Corp.: pages 34, 35, 68, 71. Barbara Lenox: pages 91, 92. Martha B. Darbyshire: page 108 (middle). Jeanne Goode: pages 106 (bottom), 108 (top). Arnold Dutton, Landscape Architect: page 108 (middle). Small Homes Council: pages 91, 92.

PHOTOGRAPHS

Kranzten Studios: pages 13-18, 19 (3 on right and bottom left), 20 (bottom), 22, 34, 35 (left), 41-44, 64, 65, 66, 104 (bottom). Hedrich-Blessing Studio: page 20 (top and middle). F. M. Demarest: pages 9, 10, 19 (top left), 33 (all except bottom right), 38, 46, 47, 51 (top), 52 (top), 72, 84, 86, 100, 101, 102, 104 (top). Courtesy of Armstrong Cork Co.: page 19 (left, 2nd and 3rd from top). Joseph Molitor: pages 27-29. Hans Van Nes: page 32. Ray Solowinski: page 33 (bottom right). Herb Lukmann: pages 35 (right, top and middle), 68, 71. George de Gennaro: pages 36, 37, 108 (top). Steven Trefonides: page 73. William Swallow: page 77. Jackson Hand: pages 78, 80. Dave Manners: page 87. R. F. Donovan: page 88. Darrow M. Watt: page 89. Joe Maddocks: pages 91, 92. William Eymann: page 98. Stephen Fay: page 108 (bottom three). Otto Maya: pages 111-117. DRAWINGS. Andrew Szoeke: pages 53-62. Sigman-Ward: pages 35, 92, 106. Eldridge King: pages 94, 95.

You Help Red Cross teach First Aid

...for Gifts...for Yourself...
The finest TRAY TABLES made!

Servettes by Quaker

Enhances Casual Serving
Spacious new trays hold a dinner place setting. Stain resistant—*clean in a whisk!* Lustrous *golden* legs are *non-tarnishable.* Complete with carryable storage rack.

***Fabulous Crystalene Set above**
Glittering golden flakes in see-thru Crystalene plastic. Unbelievably BEAUTIFUL!

SEE THE QUAKER COLLECTION
Sets from $9.95, Tables from $2.45
At most better stores!
For dealer nearest you, write direct to:
QUAKER INDUSTRIES • Kenosha, Wis.

New furniture for old

When you remove *all* the old finish from furniture or woodwork, you can refinish it like new.

So easy, too, when you use Wonder-Paste. Just apply it with a paint brush. It quickly softens the finish so you can take it off with a putty knife—right down to the wood. No hard scraping—no dust as when you use sandpaper.

Does not run on upright surfaces, and can be used indoors or out—on paint, varnish, enamel, etc.

At paint and hardware stores.

Send 25¢ for illustrated Manual on Refinishing
or write for free Wonder-Paste folder
WILSON-IMPERIAL COMPANY
114 Chestnut St., Newark 5, N. J.

WONDER-PASTE
Paint Remover

Over 6 million cans sold—it must be good



(continued from page 30)

Front Porch

as hinted at now. There will be the excuse that the smoke annoyed the neighbors, it was more work than a formal dinner party to lug all that stuff out into the yard, the flies in the "ketchup" were simply terrible, not to mention the fact that someone always forgot the salt, and honestly weren't the kitchen chairs more comfortable than those goldern backless benches at the picnic table? But hush! These things are unmentionable. Barbecuing in the back yard arrayed in Bermuda shorts is extremely fashionable.

And, so I say to you, any excuse you can think of is merely that. For the good features of an old-fashioned porch are so numerous that they far outweigh the fact that they are no longer in vogue.

For one thing, porches were a boon to the small fry, and if the children of today are overprivileged in many respects, they are still sorely underprivileged in the joys of front porches. What better place for your Johnny to wait for my Jimmy to come out and play? The porch was a place he could walk up to and sit down on to wait, without feeling he was left wholly loitering on the outside. Being half-way in certainly made him feel less excluded than he would be if left standing on today's prim front step. And besides, weren't acrobatics on the balustrades the most marvelous way of whiling away the time while his friend finished lunch? He was not only provided with amusement, but also subtly diverted from banging his ball against the siding or scuffling in the flower beds.

The porch was also a marvelous built-in mud room, saving many a blob of wet loam on the hall carpeting. The long trail up the steps and across the front porch deposited a great proportion of sand upon the boards, which was easily swept back to Mother Nature, whence it had originated. And this was

(continued)

RUTLAND
easy-do products

FOR RESURFACING CRACKED WALLS OR WOODWORK

RUTLAND KEX

Now in a new "no waste" bag, Kex is the painter-proved spackling compound. Kex is ideal for filling in fine cracks and smoothing surface imperfections in walls, ceilings, woodwork and other interior surfaces. Easy to use. Just mix with water and apply with knife. Sands to fine, feathered edge without chipping or crumbling. May be tinted with colors in oil or paint. Comes in 1, 2½, 5 and 25 lb. bags. (For large holes in plastered walls, use famous Rutland Patching Plaster.)

FOR FILLING JOINTS IN WALLBOARD

NEW RUTLAND JOINT CEMENT

This new, quality product for drywall construction is easy to use and assures a smooth job. Just mix with water. Apply cement to joint with broad knife—press joint tape over joint—and allow to dry. Sand out imperfections and apply finishing coat of joint cement. Available in handy 5 lb. packages for small jobs, and in 18 lb. and 25 lb. sizes.

RUTLAND FIRE CLAY COMPANY, RUTLAND, VT.

first step to beautiful enameled kitchens*

*... Kem-Glo, the subdued lustre finish for woodwork and walls. Looks and washes like baked enamel!

Front Porch (continued)

not the only way in which the housewives' chores were lessened by the porch. Ever heard the modern mother's rainy day lament? The breezeway's too crowded, the garage too damp, the cellar means running up and down the stairs. No doubt about it, the porch provided the ideal place for the smaller children to play on rainy days—high and dry and easily in sight.

And have you ever stopped to think of the hazards of a goodnight kiss in front of the modern split level manse, its bare pristine front lit, no doubt, by ye olde colonial lamp, which never graced the front of homes in the colonies, but lit only the uncommon carriages of the rich. Pity the couple who can no longer retire into the friendly shadows of the porch, which even if lit by the round overhead lamp, still had deeper shadows on the side porch or behind the wisteria vine. Luckier couples might even have been blessed with a glider. Oh, pity modern youth!

One of the nicest things about the old front porch was that it served as a friendly unofficial signal for visiting hours. Your neighbor, who had finished her chores, could retire to the porch in plain sight of all, and you knew that she had the leisure to visit. Nowadays she is apt to be lurking on the back terrace, and you take your chances on whether or not you are intruding. In fact, the art of the casual drop-in seems to be vanishing, and it may well be that the decline of the porch has played a small part in fostering its loss of popularity.

True, we are social enough, and women get together perhaps more than ever during the course of a day that gives them much more leisure than ever before, but they are apt to gather in clubs where, alas, many acquaintances are made, but few friends. We seem to have grown self-conscious about getting together merely to be friendly, and a good many of our contacts and phone calls are committee pleas and community projects. In this alarming trend toward horde living, we seem to be unable to grow flowers, hook rugs, read great books, paint pictures, talk to our teachers or drive sport cars unless we do it en masse.

So along with today's overdose of clubs, the modern woman gives herself an overdose of home privacy on the terrace or porch—at the back of the house. Of course, people still sit on porches, but said porch, usually screened, creeps gradually into being another room, full of living-room accompaniments, such as rugs and furniture, and hardly a carefree porch at all. It might even graduate to the "easy to care for" tile floor, which the overburdened housewife is expected to keep gleaming, a far cry indeed from the casual sweep required of the old front porch.

No, all in all, there were really too many advantages in the old front porch, and it has not deserved such callous abandonment. You will probably justify this cruel turn of events by remarking that the old front porch was ugly. But by gleefully ripping off that "old horror of a gingerbread porch," the eager remodelers have overlooked the back-breaking labor it took and its many advantages. What these misguided souls have forgotten is the gracious tradition of porches on some of our very fine old homes dating back to the early colonies.

Mount Vernon and Monticello both boasted porches. Philip Livingston, one of our illustrious signers of the Declaration of Independence, had an imposing country home in Brooklyn Heights, which was also adorned with a gracious full-length porch. Although a great many of our early homes had sparse and unadorned beauty, relying on their lines only for effect, still many others used the device of a front porch in an effective manner.

And if you think that front porches have left the hearts and minds of the American public, you have only to visit Sagamore Hill, Theodore Roosevelt's home at Oyster Bay, Long Island. Here, on the spacious porch of the old red-brick mansion, you can overhear the beatific sighs as the visitors settle themselves for a sit in the once fashionable "rustic" chairs of a bygone era, or experimentally try a rock in the slat-seat high-back rockers. In a few moments you can just see them settling back and musing to themselves, "This is how it must have been." The porch is broad and high, and somehow there is a subtly calming effect in observation from a height. We could still have this same effect observing the sweep of the street from our own front porch if we hadn't abandoned it for an on-the-flat view of the sweep of the back fence—erected, of course, for privacy from those ogres, the neighbors.

The neighbors aren't ogres at all, but we don't have much of



Full-time baby-sitter—
USS Cyclone Fence

A Cyclone Fence around your yard is almost like a full-time baby-sitter. Your small children play safely—away from the dangers of traffic, stray dogs, vagrants and wanderlust.

In addition, Cyclone Fence adds to the value of your property and makes a neat boundary. Its strong, sturdy construction, with rust-resistant galvanized-after-weaving fabric, assures you years of trouble-free service. And remember, only United States Steel Corporation manufactures Cyclone Fence. Send in coupon for more information.

USS and Cyclone are registered trademarks

Cyclone Fence Dept.
American Steel & Wire
Division of
United States Steel

USS Sales Offices Coast-to-Coast

Send for free residential fence booklet

Cyclone Fence—American Steel & Wire
Dept. 158, Rockefeller Bldg.,
Cleveland 13, Ohio

Please send me a free copy of fence booklet.

Name .....

Address .....

City .....

Zone ..... State .....

Spode
THE FINE ENGLISH DINNERWARE



BERKSHIRE
(Bone China)
Place Setting
$22.40

FLORENCE
(Earthenware)
Place Setting
$12.10

Good design, colors of permanent brilliance, on ware that was made to last, make your Spode a lifetime investment. Booklet 16 tells you how to select a pattern. Write for it today.

Wholesale Distributors
Copeland & Thompson, Inc.
206 Fifth Ave., New York 10, N. Y.

MADE TO USE AND ENJOY

Enjoy a QUÉBEC VACATION

Just an easy trip by road, rail, air, brings you to French-Canada, a picturesque land of rivers, mountains, lakes, where old world towns and villages are the jewels in the valley of the mighty St. Lawrence, where the Laurentian Mountains, the Gaspé Peninsula, the Eastern Townships, the wild Provincial Parks offer you the finest fishing, touring, camping—where all sports are at their best.

Write now for illustrated booklets and road map to Provincial Publicity Bureau, Parliament Buildings, Québec City, Canada; or 48 Rockefeller Center, New York 20, N.Y.

LA PROVINCE DE Québec

(continued)

a chance to prove this to ourselves, because they are generally hidden on *their* back terrace. Usually they go out via the back door into their garage, and the lady of the house may be six months along in the process of procreation before we are even aware of it. Nosey, you say. But why shouldn't we take an interest in one of man's important functions? Boarding houses have long known that this harmless pastime of watching the passing parade of neighbors is an interesting one, and are usually equipped with a nice long veranda for such purposes. Ever see any one just sit and look in a lobby? No indeed, they are either reading the paper or just plain waiting, but observing—that is strictly for porches, where one can always have the obvious excuse of getting air at the same time.

I, for one, am all for a chic front porch revival, complete with the nostalgic bamboo blinds of childhood, and lemonade served on hot afternoons. Begone the baking terrace, reflecting light both from the house against which it snuggles and its own hard surface. I'll take the shaded front porch, and a wave at the neighbors.

Besides, now that ornamentation is back in style, I shouldn't be a bit surprised if what we have been calling "that old gingerbread" for years suddenly becomes a "delicate wooden tracery," and we are going to hear many agonizing wails of "If I had only left the old porch on!"

THE END

HOW-TO TIPS

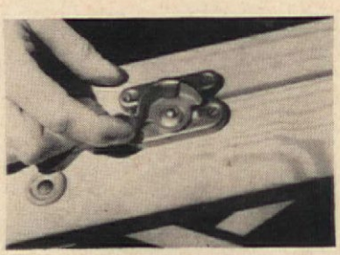

AN ORDINARY WINDOW LOCK keeps your stepladder closed when in storage or while you carry it.



MAKE A GRIP FOR YOUR LADDER from an old leather belt. Balance ladder before attaching handle.



To clean non-washables quickly • easily • beautifully Reach for "Flower-Fresh" RENUZIT*

*Try Renuzit's Spot Remover Gril-Lite Fragrant Shoe Shine

You Get QUALITY and ECONOMY

with Sunbeam POWER MOWERS

Gas Power Mowers

Quality-built engines, with automatic recoil starters, give abundant power for any mowing job.

Now, at a NEW LOW PRICE

FREE-WHEELING Rotary

- Lightweight, free-wheeling for easy handling.
- Positive blade drive—full cutting power.
- Staggered wheels—guard against scalping.
- Complete with leaf mulcher.

was $118.50 NOW ONLY $99.95

Slightly more in West and Canada

SELF-PROPELLED Rotary

Choice of speeds and free wheeling

- Higher speeds for normal grass, fast mowing, lower speeds for heavy grass, mulching leaves.
- Free-wheeling makes mowing around trees, shrubs, etc. easy.
- 5 adjustable cutting heights.
- Powerful 2¾ H. P. engine.

Costs More—Worth More

An excellent buy at $149.95

Slightly more in West and Canada

Outstanding ELECTRIC MOWERS

More convenient, lighter weight, easier to use, trouble-free.

ELECTRIC Twin-Blade ROTARY

Easy to use and store. Lightweight, only 29 lbs.

only $84.95

ELECTRIC REEL TYPE

Reel type cutting gives a velvety smooth cut on any grass.

only $119.50

Slightly more in West and Canada

Look for the MARK OF QUALITY Sunbeam Famous for MIXMASTER, SHAVEMASTER, RAIN KING, etc.

Sunbeam Corporation, Dept. S, Chicago 50, Ill.; Canada, Toronto 18 © S.C. ® SUNBEAM, MIXMASTER, SHAVEMASTER, RAIN KING

50° Swanseal PLASTIC HOSE

Remains soft, flexible, easy to handle even when the temperature drops to 50 degrees!

You have to actually try SWANSEAL LOW-TEMPERATURE plastic hose to realize how soft and flexible it remains, and how easy it is to handle when the temperature drops to 50 degrees. SWANSEAL is available in brilliant red or green with mirror-smooth flame finish which is easy to clean and keep clean!

50-FOOT COILS

NO. 8360 Full 7/16-inch inside diameter. Delivers 7-1/2 gallons per minute*	ONLY $3.95
NO. 8500 Full 1/2-inch inside diameter. Delivers 10-1/2 gallons per minute*	ONLY $4.50
NO. 8640 Full 5/8-inch inside diameter. Delivers 17 gallons per minute*	ONLY $5.95

* At average water pressure

LOOK FOR THIS SWAN DISPLAY.....

Your local hardware merchant, department store, lumber yard, or garden supply dealer has a complete line of Swan plastic and rubber hose. They'll be glad to help you select the correct size, type, and color Swan Hose best suited to your needs. See them today!

SWAN RUBBER COMPANY • BUCYRUS, OHIO

World's Largest Manufacturer of Garden Hose

JACKSON HAND

WOOD FORMS have inside measurement of 24". Nail 1x2" boards together at corners with two 6-penny nails. Oil inside of forms for easy removal from hard concrete.

Concrete walks are extremely easy if you cast a few slabs at a time.

PAVE AS YOU GO...

You can take advantage of the durable qualities of a concrete walk without running into its laborious disadvantages. The trick is to make individual slabs of concrete, cast in place on the ground with 1x2" re-usable wood forms. You need handle only small batches of concrete; one 90-lb. sack of dry-mixed concrete should fill a form, 2 ft. square, 2 in. deep. If the frost does push a slab up, it merely settles back down again. Such walks laid in even wintry New England are as level today as they were when first laid.

(continued)

LAY OUT FORMS in desired pattern and hold in place with wood pegs. Shovel concrete into form, filling all voids.

Only SUN-PROOF®

gives you these extra safeguards to keep your home looking "just painted" years longer!

AMERICA'S FINEST HOUSE PAINT

- ***SPECIAL PIGMENTS** that fuel fumes and gases will not discolor*
- ***VITOLIZED OIL®** that resists weather-wear*



Each year thousands upon thousands of homeowners protect their dwellings with SUN-PROOF house paint. They like the smooth, easy way it goes on, the thorough way it covers. Most of all, they appreciate its *extra* safeguards that keep their homes looking "just painted" years longer.

• **For SUN-PROOF is the only** house paint made with fume-resistant pigments and Vitolized Oil. These pigments withstand the damaging effects of fumes and gases that discolor ordinary house paints. Vitolized Oil controls penetration, providing a tough, elastic surface that expands or contracts with the weather and resists checking and peeling.

• **With more than a hundred colors** to choose from, you can now give your home a fresh new color scheme that's distinctively your own.

FREE—A new book of MODERN DECORATING IDEAS for inside and outside the home!

• Ask your Pittsburgh Paint dealer for a copy of the new beautifully illustrated book of Modern Decorating Ideas. You'll find in it scores of suggestions for new color schemes for inside and outside the home. It also contains many practical painting hints to save you time and money.

PITTSBURGH® PAINTS

SYMBOL OF SERVICE FOR SEVENTY-FIVE YEARS

75th ANNIVERSARY 1883—1958

PITTSBURGH PLATE GLASS COMPANY

IN CANADA: CANADIAN PITTSBURGH INDUSTRIES LIMITED

Pave As You Go
(continued)

SMOOTH CONCRETE with wood float, then an hour later, with steel trowel. Stroke trowel from edges to center to make a slight crown to shed rain. Use packaged, dry-mix concrete or mix concrete in a wheelbarrow using one part cement to two parts sand to three parts of gravel.



CAST-IN-PLACE-SLABS follow contour of ground underneath so they won't jiggle or rock. Before pouring concrete, remove high or low spots; tamp earth with back of shovel.

STRIPS OF SOD between slabs bring ground up to level of concrete and prevent the erosion of soil from underneath the slab.



FINISHED WALK is very practical and permanent. The forms can be lifted from concrete slabs about 48 hours after placement. Spray the slabs and sod for four days for strong concrete and healthy grass.

NEW! Woven awnings that are weather resistant and won't mildew

Awnings of SARAN

Now you can have the beauty of color-styled fabrics that last longer under the sun . . . and rain. Awnings woven of SARAN to Dow fabric specifications won't shrink, stretch or sag . . . won't absorb moisture. They block out bright sunlight but let soft light filter through to cheer your rooms. Ask for awnings of SARAN at your dealer's now in a wonderful choice of solid colors and stripes.
THE DOW CHEMICAL COMPANY, Midland, Michigan.

YOU CAN DEPEND ON DOW

Tiny back yard makes BIG outdoor living room

... *with Light for Living—Outdoors*

Look what's happening to tiny, unused back yards. "Light for Living—Outdoors", with General Electric bulbs in weatherproof fixtures, uncovers new living areas as big as all outdoors. Even if your yard is only fifteen by twenty feet, you can have an outdoor living room three hundred square feet big!

All these lighting ideas spring to life with G-E bulbs—colored or clear spot and flood lights, Yellow Bug-Lites, G-E Coloramics, and other household bulbs. The G-E "Light for Living—Outdoors" booklet has recipes showing how easy it is to light steps, porches, play areas, gardens, *everything outdoors!*

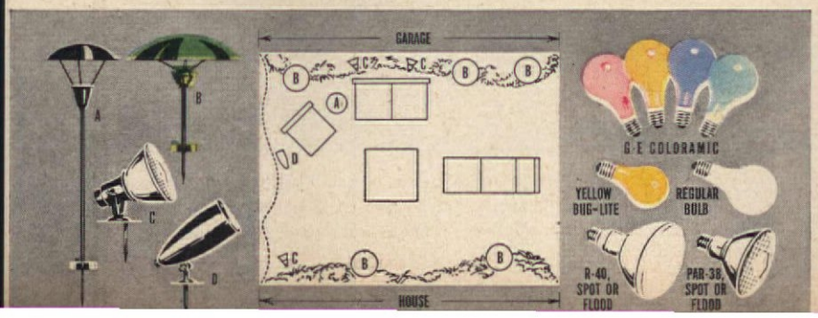

GET YOUR FREE BOOKLET TODAY! Make the great outdoors a big part of your family's after-dark fun. Write: General Electric Co., Large Lamp Dept. AH-58, Nela Park, Cleveland 12, Ohio. Ask for "Light for Living—Outdoors".

Progress Is Our Most Important Product

GENERAL ELECTRIC

What can I use with this color?

Picking a *basic* color or a *dominant* color for a scheme of decoration is comparatively easy. It's largely a matter of personal preference, after due consideration is given to lighting conditions, desired effects and existing colors which are to be maintained. The *big* question—the inevitable question—is always —What colors go with it? And the answer is all-important because it's one of the biggest factors in determining the measure of success you will have in your decorating job.

If you want to be *sure* you're right, and if you want to make your choice in the *easiest* possible manner, see the answer which is disclosed in the ad on the opposite page.

Picture-Pretty

Do you find the usual coasters lacking in style and interest? You needn't look any further. Here are some handsomely individual ones you can make yourself—quickly and easily. Start with any 3¾" square photographic prints you find appealing. They don't have to be the type of prints we show here. Pictures of the children, a family Christmas or last summer's trip will do. The same idea could also be easily translated into tiles for a striking table decoration.

MATERIALS NEEDED:

- 3½" squares of ⅛" hardboard
- 3¾" photographic prints
- Casein glue
- Brush
- Brayer
- India ink
- Small brush
- Matt knife
- Spray lacquer
- Fine sandpaper

1. SMOOTH ALL EDGES of the 3½" hardboard squares with fine sandpaper. Then paint all the edges with India ink or flat black enamel and let squares dry thoroughly.



4. AS YOU FINISH each print, stack coasters as shown with tissues between each one to protect the surface of each print. This also helps keep the prints smooth.

Coasters

JEAN HARTT

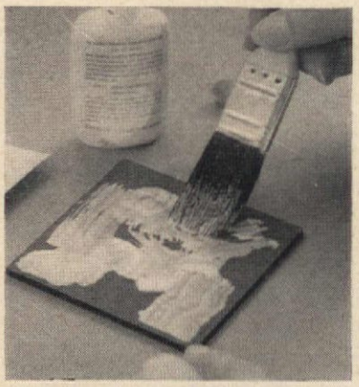

2. BRUSH A LAYER of glue over smooth side of hardboard squares. Allow glue to set for a moment.

3. APPLY PRINT over glue. Run brayer over face of print, pressing firmly. Bray the edges thoroughly.

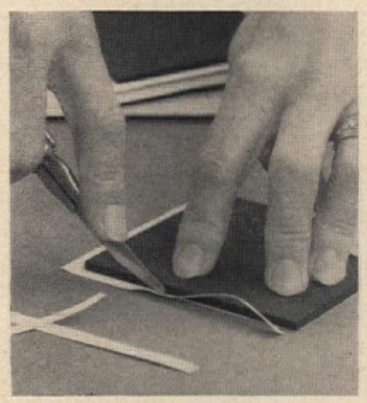

5. WHEN PRINTS are dry, cut away excess borders with a sharp mat knife. Don't cut into painted edges.

6. TO PROTECT surface, spray on 2 coats of clear plastic or lacquer, allowing 24 hours between coats.



Things to know about MODERN HOME HEATING

(before you build, buy, or remodel)

What are the modern heating fuels? Gas or oil. Both are clean, dependable, low cost. Which you use depends on where you live and what's available.

Does this determine the kind of heating you have? No. There are two principal types of systems: (1) Hot water, and (2) warm air. Both systems use either oil or gas. (And both are available from Crane.)

What's the difference? A modern hot water system (called "hydronic") consists of a boiler, circulating pump, piping, and radiant baseboard. Warm air heating uses a furnace, blower, filter, ducts, and registers.

Is one kind better? Both are automatic—both have advantages. Warm air provides a gentle, constant changeover of air. Hot water gives radiant warmth—like the sun. Crane Sunnyday hot water boilers also offer lifelong service—every Sunnyday carries a *20-year guarantee* against section failure.

How about the cost? Up to now, hot water systems cost a little more to install. Because of new product developments there is little difference in the cost—for systems of comparable quality.

What is radiant baseboard? Radiant baseboard (we call it Sunnybase) was pioneered by Crane to replace bulky, old-fashioned radiators. It takes the place of regular baseboard and gives even, comfortable warmth from floor to ceiling. Because the warmth radiates from along the outside walls, chilly drafts are eliminated.

What about warm air? Modern warm air heating has come a long way. Instead of the big, round gravity furnace, you can now get small, compact forced air furnaces that filter and humidify the air. Crane offers a complete line of trim Sunnyland furnaces for basement, utility room, crawl space, and even attic installations.

How can you get central air conditioning? Three ways: (1) Install a Crane Stowaway air conditioner with its own ducts in your attic. (2) If you have a good warm air system, add a Crane Sunnyland cooling unit to the furnace. (3) If you're building or remodeling, get a Sunnyland Year-'Round system that cools in summer, heats in winter. All three ways give you automatic weather 365 days a year.

Where can you find out more about Crane Heating and Cooling? See your Crane Heating Dealer (look in the Yellow Pages). Or send coupon for free booklets.

CRANE CO.
836 South Michigan Avenue, Chicago 5
VALVES • FITTINGS • PIPE • PLUMBING
KITCHENS • HEATING • AIR CONDITIONING

CRANE CO., Dept. AH, 836 South Michigan Avenue, Chicago 5, Illinois
Please send free booklet on ☐ *hot water heating* ☐ *warm air heating*
NAME_____
ADDRESS_____
CITY_____ ZONE____ STATE_____

CRANE
THE FINEST IN HEATING AND COOLING

Two for the Show (continued from page 38)

Bonny Gayfeathers

CLIP EACH LIATRIS or "gayfeather" stalk along its length between blossoms. Start placing the blooms, establishing the height of the arrangement with the tallest stalk of liatris. To create a rhythm in the design, continue filling in with liatris, letting stems follow their natural curve where possible. For foliage, use philodendron leaves.

KEEP HEIGHTS VARIED, so that some stalks hug the rim of the bowl while others rise above it. For pleasant texture contrast, choose a white china or pottery bowl as shown here. Able substitutes for a white effect could be snapdragons or delphiniums.

Floating Islands

IN THE NEXT STEP staple on layers of aluminum foil and add candles, wrapping the foil to the top. For outdoors, add 2" more at top to protect flame from wind. For the final flourish, tape delphiniums and sweetheart roses to florist's picks or toothpicks and insert in foil. The fantasy of floating islands may be created in any size—from table to small pool. Plastic or glass bowls may be used; both are available in a range of sizes.

See "Where Credit Is Due," page 74

MASONITE
Makes the News

Feature wall—Masonite Seadrift



Decorator panels spark a new interest in remodeling

Masonite® Seadrift renews your walls, creates the look and feel of weathered wood—with economical, easy-to-apply panels. Textured surface sets off a feature wall to perfection ...blends beautifully with brick, stone, paint or patterns. Paint it quickly and easily in the color of your choice. Just one of many "spruce-up" panel materials by Masonite.

Masonite Misty Walnut Panels put richness within reach—a handsome wood-grain pattern on strong, durable hardboard. And how these panels simplify your room remodeling! Misty Walnut goes up in handy four-foot widths... eliminates tedious matching and fitting, no filling or sanding...so easy to maintain, too—wax, then whisk away dust with a damp cloth.



®Masonite Corporation—manufacturer of quality panel products.

MASONITE® Panel Products

HOME IMPROVEMENT CONTEST Better Your Living COUNCIL

$125,000 HOME IMPROVEMENT CONTEST—you may be a winner! Ask your lumber dealer for full details.

Masonite Corporation
Dept. AH-5, Box 777, Chicago 90, Ill.

Please rush me your colorful new booklet of remodeling ideas with easy-to-use Masonite panels. I enclose 10¢ to cover costs of handling and mailing.

Name.....

Address.....

City.....*State*.....

Zone.....*County*.....

The sprinklers you see on beautiful lawns

Sunbeam Rain King

So easy-to-use . . .

Gives deep soil saturation

A beautiful lawn must have adequate water. *You get it with this automatic Rain King.* Provides maximum water for the area set—500 gals. an hour on 30 lbs. pressure. Saves water—there's less overshooting. The maximum amount of water—*proper* type of spray—all with one easy finger-tip setting. *It's automatic.* Famous Sunbeam long-lasting quality gives years of satisfactory service. Only **$9.95**

Model S
Sprinkles rectangular areas—stainless steel and aluminum construction. $14.95

Model E
Revolving chrome-plated, brass arms and nozzles. Outstanding value and low price. $4.95

Famous **Sunbeam** ELECTRIC HEDGE TRIMMER

A superior hedge trimmer—built and powered to last. Ends arm-aching drudgery. Answers all trimming needs—saves time, gives professional results. Lightweight, 4¼ lbs. Only **$49.50** Slightly more in West and Canada

Look for the MARK OF QUALITY **Sunbeam**

Famous for MIXMASTER, SHAVEMASTER, etc.
Sunbeam Corporation, Dept. S, Chicago 50, Ill., Canada, Toronto 18

Kills Fleas, Ticks and Lice!

. . . acts as a repellent too!

WYDANE®

Effective, economical, simple to use—follow directions on label.

Ask for Wydane at your drug store

Wyeth ®

ARTHRITIS—RHEUMATISM VITAL FACTS EXPLAINED

FREE DESCRIPTIVE BOOK

How crippling deformities may be avoided. This amazing FREE BOOK explains why ordinary methods give only temporary relief—if that. Describes a drugless method of treatment successfully applied in thousands of cases. Write for this 36-page FREE BOOK today. No obligation.

Ball Clinic, Dept. 608, Excelsior Springs, Mo.

*You wouldn't sweep dust under the rug . . . **so***

DON'T PUT CLEAN FOOD IN A DIRTY OVEN!

Oven cleaning is a cinch with EASY-OFF!

NO STEEL WOOL
NO RAZOR BLADES
NO AMMONIA

JUST SPREAD! LET SET! WIPE OFF!

Ovens sparkle like new . . . even baked-on grease wipes off burners, racks, grills, side-walls! Eight ounce jar 69¢ . . . 16 oz. jar 98¢ . . . *free brush attached!*

LET EASY-OFF DO THE WORK!

FRESH FLOWERS FOREVER

GERTRUDE BRASSARD

Nothing makes a room more inviting than fresh flowers, but the season *and* the budget aren't always accommodating. A new collection of plastic flowers in do-it-yourself bouquet boxes, or a wide variety of single flowers now make perpetually fresh and wiltless-looking flower arrangements. Complete kits contain all the necessary materials — flowers, leaves and moss-covered base. Flowers may be shaped, curled, cut or bent and need only a touch of stem to set in any decorative manner. Kit materials illustrated above, $12.95. Single flowers, medium rose (in bud vase), $1.50; large bud, 85¢; small bud, 55¢; Holland tulip, $1.50; yellow daisy, 75¢; three Lily of the Valley sprays, $1.25.

PLASTIC FLOWERS are completely washable. Just swish them through a bowl of lukewarm, sudsy water.

WOOD FINISHING made easy



from RAW WOOD to BAR-TOP FINISH
dries in 30 minutes

Deft seals, primes, finishes. Nothing else to use, no thinning. A finer, clear, semi-gloss finish for paneling, cabinets, furniture and floors. Will not darken with age. Completely trouble-free, Deft-finish it yourself.

Wherever paints are sold, or write
D-AH, DEFT 1826 W. 54th St., Los Angeles 62, Calif.

NEW DECALS

SOLD AT PAINT HARDWARE DEPARTMENT AND DIME STORES

SPECIAL OFFER!

Send for *your* "Decal Projects for Children" booklet—10¢ in coin for handling to: Dept. AHD
The Meyercord Co.
5323 W. Lake St.
Chicago 44, Ill.

HOT, TENDER FEET?

Dr. Scholl's Foot Powder quickly relieves hot, tired, tender, perspiring, odorous feet. Eases new or tight shoes. *Get a can today!*

Dr Scholl's FOOT POWDER

WIDE SHOES FOR WOMEN

FREE 16-Page Catalog

Widths C to EEE • All Sizes 4 to 12
Newest styles • All heel heights • Only $4.95 to $10.95 • Satisfaction Guar.
SYD KUSHNER Dept. A.H.
733 South Street, Philadelphia 47, Pa.

DO YOU WANT A DREAM FIGURE?

Satin lastex front and back panels combine with nylon power-net sides to mold your figure into fashion's version of the perfect womanly form. The DREAM FIGURE ALL-IN-ONE, eliminates pinching or rolling. Has long front zipper for ease in slipping in and out. Criss-cross walk-a-way design gives freedom of movement when bending, sitting, stretching or walking. The DREAM FIGURE has wonderful "hold in" power that's comfortable and effective to properly shape your torso. No Bones about it. Makes you look slim, yet lets you feel free.

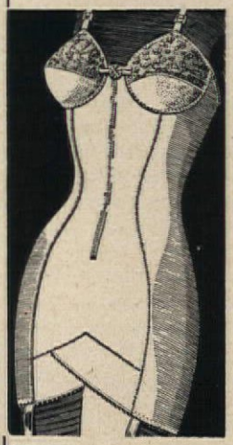

- Exciting fluid drape.
- Unbroken line from bust-line to thigh.
- High bosomed bandeau.
- Gives a flat tummy, a neat back view, yet permits rounded hips.

Sizes
A cup—32-36—$5.95
B cup—32-42—$5.95
C cup—32-46—$6.95
D cup—36-46—$6.95

$5.95 pink, black or white
panty girdle style $6.95

WILCO FASHIONS, Dept. S-435-E
35 So. Park Ave., Rockville Centre, N. Y.
Please send "DREAM FIGURE." I want to try on approval for 10 days. If I am not completely satisfied, I may return for refund of purchase price.
( ) I enclose $..... You pay postage.
( ) Send C.O.D. I will pay postal charges.
( ) Regular Girdle ( ) Panty Girdle
( ) White ( ) Pink ( ) Black
Bra Size ..... Waist Size.....
( ) Send me .... extra crotches at 49¢ each.
Name.....
Address.....
City.....Zone...State.....
(Save approx. 70¢ by sending check or Money order.)

STOP THAT LEAK

STANLEY SCHULER

Water, in the form of rain, mist, snow or sleet, is constantly trying to find its way through your roof, and by one stratagem or another, it often succeeds. The trick is to locate the source of the leak. This can best be done during a rain by tracing water to its origin on the underside of the roof and running a wire through the hole so you can locate it on the outside. If the roof has a solid decking, drill a hole for wire. If the attic space can't be inspected, go over the top of the roof inch by inch, casting a suspicious glance at anything vaguely resembling a hole or crack.

Asphalt roofs. Small holes are quickly plugged with asphalt roofing cement. Lift the shingle (continued)



THREE WAYS TO STOP THAT LEAK. ABOVE: metal drip cap and flashing at roof edge carries water away from roof, prevents water in backed-up gutter from getting in roof boards. **ABOVE RIGHT:** a dab of cement under asphalt shingles holds them down in windy areas. **RIGHT:** metal flashing should be installed next to dormers, vents and chimneys. Cover all the joints and nailheads with asphalt cement.

BRIGHT IDEAS TO

spruce up your home for spring

The new accent's on chrome and convenience...all through the house! Gleaming Fairfield accessories give you a handy place for everything...at amazingly low cost. There's a matched set of accessories just right for your spruce-up budget. Always insist on Fairfield Accessories...see your local dealer today.

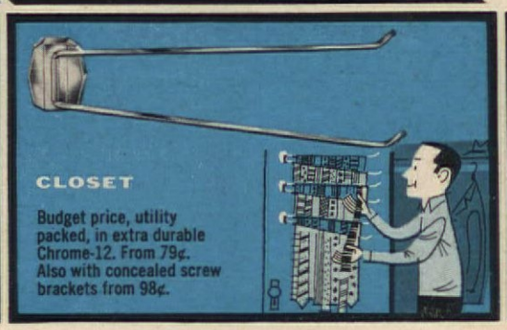

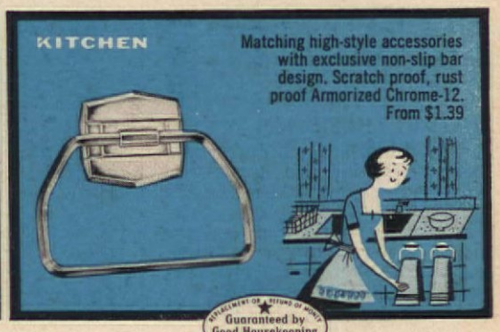

Guaranteed by Good Housekeeping

FAIRFIELD

AMERICA'S FAVORITE FAMILY OF CHROME ACCESSORIES

© 1958 THE AITOYRE COMPANY, 221 NORTH LASALLE STREET, CHICAGO 1, ILLINOIS / A SUBSIDIARY OF EKCO PRODUCTS COMPANY

FREE! Send for new 24-page **booklet** to give you **more** space in the **same** space.

LOOK FOR THIS! For Fairfield and all your spruce-up needs, look for store displaying this poster!

Refinishing Tips FROM Strypeeze the PAINT REMOVER

WITH THE Guaranteed by Good Housekeeping

- cuts deep and fast
- removes all finishes
- easy on the hands

WAX FINISHING

Wood must first be stripped absolutely clean—use Savogran Strypeeze. Seal with shellac or varnish and sand down. Apply good quality paste wax with soft cheesecloth, 3 coats. If you desire a particular hue, finish with a good shoe polish of desired shade.

"ANTIQUE" FINISHING

Stripping used to be the toughest part of refinishing . . . now Strypeeze makes it easy. After applying shellac, lacquer or varnish to bare wood, rub wood with felt charged with a paste of FFF grade powdered pumice. Result: a softly dull "antique" finish.

STAIN FINISHING

Let wood dry thoroughly after removing old paint with Strypeeze. Sand . . . then apply the shade of commercial stain you prefer. It's wise to apply on test panels first . . . then wet it with your finger and this will show you how it will look after final varnishing.

ASK FOR FREE BOOKLET "How to Remove and Restore Finishes" at your paint or hardware store.

SINCE 1875

THE SAVOGRAN CO.

Stop That Leak (continued)

carefully and put a dab of cement on the hole underneath. If the holes appear around nails which have loosened and popped up, drive down the nails and smear them liberally with cement. Nails that are very loose should be pulled and replaced with longer nails. If the shingle tabs are warped and floppy so that hard-driving rain can get

TO SAND THE END OF A BOARD without rounding the edges or breaking corners, clamp scrap lumber to both edges as shown.

under them, put a blob of asphalt cement on the underside and press down tight. In exposed locations, cementing of all the tabs on the windy side of the house is advisable. Torn shingles should be replaced. Cut out the damaged part, being careful not to cut the shingles underneath. Trim a new shingle to size and anchor in place with a liberal application of asphalt cement. If you find that an entire strip has to be removed, then the new shingle should also be nailed in place.

Wood shingle roofs. If there's just a small hole, force asphalt cement into it with a matchstick. If a shingle is cracked, cut a piece of galvanized or copper sheet metal or asphalt roofing to the size of the shingle and insert it under the crack. Make sure it is driven up under the butt of the next shingle above. A dab of cement will hold it in place if it seems loose. Shingles which are rotten or broken off should be replaced completely. Loosen the overlapping shingles, insert a cold chisel or nail ripper under the defective shingle and cut the nails holding it. Slip a new shingle in place. Then, unless you can somehow nail the newcomer so that the nails are covered by the overlapping shingles, anchor it in position with asphalt cement. (Nails should never be driven through the exposed side of any type of roofing or flashing, because they might rust or loosen and start a leak.)

If a whole roof is rotten, recover it. The new shingles, either wood or asphalt, can be installed right on top of the old.

Asbestos shingle and tile roofs are repaired very much like wood shingle roofs. New shingles must, however, be nailed because they are heavy and will probably slide out otherwise.

Roof flashing not only protects the most vulnerable parts of the roof, but for this very reason is also most vulnerable to the destructive onslaughts of the weather. Examine it regularly, therefore, especially if it happens to be made of anything other than copper.

Holes that appear are easily sealed with asphalt cement; and in a pinch, if an entire strip of flashing has corroded, you can paint it from top to bottom with cement. Large holes or tears need additional protection, however. Cut a piece of metal (use the same metal as the flashing) to overlap the hole amply on all sides, and embed it over the hole in asphalt cement. (Copper flashing can also be soldered, of course. It makes for a much neater repair. But there's a hazard in using a blow torch on a roof.) Chimney flashing is a common cause of trouble. If the metal seams have buckled and spread apart, force them back together and resolder. If the flashing has pulled loose from the mortar joints into which it's inserted (or if the mortar has crumbled away around the metal), clean out the joints. Wet the bricks or stones with water. Then pack new mortar (1 part cement to 2 parts sand) into the cracks. If flashing is beyond hope of patching, get a professional roofer to replace it.

your best buy*

* stretches the years between painting . . .
* right paint for every type of surface . . .
* endorsed by leading painters . . .

FREE! 44-page "Facts About House Painting" book. At your dealer, or write The Sherwin-Williams Co., 1117 Midland Bldg., Cleveland 1, Ohio.

FACTS ABOUT HOUSE PAINTING

THE SHERWIN-WILLIAMS CO.

WHEN SEWING ON BUTTONS, hold them in place with cellophane tape; sew through tape.

GOODBYE FLEAS!

no more bother . . .
. . . no more fuss

FLEACOLLARS get rid of fleas simply and easily . . . save you trouble! *No greasy ointments* to smear on . . . *no messy powders* to dust. Simply tie a FLEACOLLAR around your pet's neck . . . starts to work at once and gives round-the-clock protection. Only 49¢ for dogs or cats . . . money-back guarantee!

"Always **keep your pet socially acceptable"**

Ace *Write for free booklet about fleas.*

FLEACOLLAR®

BOX 236-10 • ROCHESTER, NEW YORK

Shrinks Hemorrhoids New Way Without Surgery

Science Finds Healing Substance That Relieves Pain—Shrinks Hemorrhoids

For the first time science has found a new healing substance with the astonishing ability to shrink hemorrhoids and to relieve pain — without surgery.

In case after case, while gently relieving pain, actual reduction (shrinkage) took place.

Most amazing of all—results were so thorough that sufferers made astonishing statements like "Piles have ceased to be a problem!"

The secret is a new healing substance (Bio-Dyne*) — discovery of a world-famous research institute.

This substance is now available in *suppository* or *ointment form* under the name *Preparation H.** Ask for it at all drug counters — money back guarantee. *Reg. U. S. Pat. Off.

Away Go Corns!

Dr Scholl's SUPER-FAST NERVE-DEEP RELIEF!

For the fastest relief imaginable and one of the quickest ways of removing corns and callouses known to medical science—use Dr. Scholl's Zino-pads —world's largest selling foot aids. Get a box today. Sold everywhere.

Dr Scholl's Zino-pads

(continued)

Gutters are something else again. The minute a gutter becomes dammed up by leaves and twigs, the resulting torrent may find a way in through your outside walls. If a gutter does develop holes, smear trough with asphalt cement, smooth aluminum freezer foil into it, and then apply another coat of cement.

Large holes in metal gutters should be covered with a patch made of the same metal as the gutter. Ideally, this should be soldered into place, but if shaped to the exact contour of the trough, it will hold with asphalt cement.

In the case of exceptionally large holes, your best bet is to cut out the defective section and install a new length of gutter. This is held in place with metal sleeves available at your roofing supply dealer.

Splits in wood gutters are also fixed with metal. First coat the wood with asphalt cement. Then press the metal patch into the trough and tack it every inch along the edges. Finally, seal edges with asphalt cement.

If a gutter sags at any point, it can usually be straightened by adjusting the hangers or by installing new ones. However, there are times when nothing you do has the desired effect. In that event, take down the gutter, straighten it on the ground and then rehang it. Test the effectiveness of your repair by flooding the gutter.

One of the worst gutter problems is not strictly attributable to them. Frequently, in cold climates, snow and ice build up in gutters and on the edges of the roof so that a dam is formed. This, in turn, prevents the melting water from running off the roof. Instead, having no place better to go, it backs up under the shingles and works its way down through the walls and ceilings below.

In new construction, this can be prevented by covering the roof deck along the eaves line with smooth-surfaced roll roofing which extends from the edge of the roof up to a point 12 inches inside the inside wall line. Over this go the shingles.

In old houses, where it is impractical to install such a flashing strip, arrange electric soil-heating cable in a zig-zag pattern along the edge of the roof. After a heavy snow, all you have to do is plug the cable into the nearest outlet. The heat melts grooves in the snow and ice dam and thus provides the melted water with an avenue of escape.

THE END

BEST FOR THRIFT A smooth paste, TWINKLE can't spill, can't scatter, TWINKLE goes farther!

BEST FOR SPEED No scouring, no scrubbing, TWINKLE paste smooths away tarnish, burner stains instantly!

BEST FOR BEAUTY TWINKLE brightens smoothly, restores brand-new luster, brand-new beauty.

and there's **NO WASTE WITH PASTE**

FREE SAMPLE! Send name and address to Twinkle, Dept. A-5, Box 36, Cincinnati 32, Ohio

New delightful themes by ceramic mural artist Max Spivak in *Suntile* ceramics

More distinctive modern patterns in Suntile ceramics for floor and wall designs. These creative themes are popular with leading architects and designers.

The patterns "from stock" are economical. The 1" x 1" tiles are firmly mounted on backing to form **Suntile** SETFAST 1 x 2 foot sheets to permit fast installation and strongest bond.



No. 19 CITRUS YELLOW BUCKSHOT

No. 12 COLOR GRAPHS IN GRANITE

No. 11 FOREST TRAILS on 157 Ivy Field

Find Your **SUNTILE** Dealer In The **Yellow Pages** Under "Tile-Ceramic"

. . . and he'll give you a full-color folder of all motifs in **Suntile**.

THE CAMBRIDGE TILE MFG. CO.
P. O. Box 71, Cincinnati 15, Ohio

Make the *MOST* of your *Watering-time* and *Outdoor living-room!*

Easiest, thriftiest way to assure a prideful growing-green setting for your home is to *water it all at once*—like rain—at least weekly. To deliver enough rust-free *water*, without tiresome shifting, use enough rust-free watering *tools*.

how ALLENCO helps

1. Complete selection of proved equipment, sprinklers coded and priced to suit you.
2. Full 5-Year Warranty on top sprinklers.
3. Personalized Chuck-Wagon Barbecue Fork—rugged Stainless Steel, double-riveted in 15-inch Birch handle *branded with your name* (worth $1.29) only 50¢ with any above Warranty Cards.
4. New, thorough Watering Guide—Free on receipt of any above Warranty Cards, or send 25¢.
5. All-in-1 Watering Set . . . just add hose to make your own watering *system*—covering any shape or size (to 625 sq. ft.) *easiest*—includes 4 individually adjustable sprinklers plus all fittings at low package price . . . only $8.89

Ask your ALLENCO dealer, today.

ALLENCO SPRINKLERS

Since 1887 **W. D. ALLEN MANUFACTURING COMPANY**
CHICAGO 6 NEW YORK 7

Pattern Order Form

Please allow 3 weeks for handling and mailing

This pattern is shown on page 32
1683—40¢. Old-fashioned stencil design for a lovely basket of flowers. Use to stencil on walls, furniture.

This pattern is shown on page 33
2134—50¢. Small modular chests, size 10x10½-in., can be set one atop the other, or side by side. Groups of these can provide storage space anywhere in the house.

This pattern is shown on page 108
1633—35¢. Step-by-step picture pattern to show you how to make an open arm chair more comfortable with foam rubber upholstery.

These patterns are not shown in this issue
1635—75¢. Here is delicate needlework to pick up in the evening when you want to relax. "Carrickmacross" is lovely floral vine motif, net embroidery. This looks difficult but is easy to do with pattern as guide.
1659—35¢. Still planning to make new curtains for summertime? Hurry and you can whip up these café curtains with "licorice" loops for hanging. Cool as a black and white soda. Sewing pattern, diagrams included.
1668—50¢. Workshop pattern for hexagonal-shaped lamp base that's popular with best decorators now. Grain of wood adds to attractiveness, but paint or gold or silver leaf is fine, too.
1669—50¢. Workshop pattern for wonderful "weathervane" rooster lamp base to make of wood. Finish natural or paint to match decoration.
1670—65¢. Building and painting pattern for "Swedish Scroll" frame to go around a window. You can change color scheme to suit your pleasure.
1671—35¢. Sewing pattern for scalloped café curtains. You use same tissue pattern for the pretty apron, too.
1672—25¢. Delightful painting pattern for "Street Scene." Paint on china, furniture, trays, wastebaskets, or use to paint a long, narrow picture.
1673—85¢. Home workshop and painting pattern for a "Mother Kangaroo" to help your child keep neat and well-groomed. Full-size transfers.
2018—50¢. Home workshop pattern for a corner barbecue made of easy-to-lay flat stones.
2019—50¢. Workshop blueprint for a summer-house barbecue, screened to keep out summer pests.
2054—50¢. Workshop blueprint for chair of aluminum and redwood.
2055—50¢. Workshop blueprint for long chaise lounge of aluminum and redwood—companion piece to 2054.
2065—$1. Workshop blueprint of use to the gardener who has always dreamed of a potting shed.
2074—50¢. Workshop blueprint for a take-apart picnic table that's complete with pair of dismountable benches for storage.
2077—$1. Workshop blueprint for grand portable "Chow Wagon." Build it of redwood. Wagon has a built-in ice box and a rack for a small portable stove. It opens into a large table!
2095—$1. Workshop blueprint pattern for a barbecue you can build in five easy stages—or all at once. Has roof for inclement weather.

☐ American HOME Pattern Book $1.25

☐ 1683—40¢	☐ 1670—65¢	☐ 2054—50¢
☐ 2134—50¢	☐ 1671—35¢	☐ 2055—50¢
☐ 1633—35¢	☐ 1672—25¢	☐ 2065—$1.
☐ 1635—75¢	☐ 1673—85¢	☐ 2074—50¢
☐ 1659—35¢	☐ 2018—50¢	☐ 2077—$1.
☐ 1668—50¢	☐ 2019—50¢	☐ 2095—$1.
☐ 1669—50¢		

Name

Street Address

City *Zone No.* *State*

PRINT name and address in coupon which will be used as label for mailing patterns. Cut out order form along dash lines, check patterns desired and send personal check or money order (please do not send stamps). If you live in New York City, add 3% for City Sales Tax.

AMERICAN HOME PATTERN DEPARTMENT
P.O. BOX 296
FOREST HILLS, N.Y.



Get all that's new and wonderfully easy. Mow-Master Power Mowers have easy, safe, Stand-Up Starting. 11 models including the fabulous Fairlawn 400 Riding Mower. Mow-Master feature ideas make lawn care easy!

PROPULSION ENGINE CORPORATION
fmc 309 Marion Avenue • South Milwaukee, Wis.
Subsidiary of Food Machinery and Chemical Corporation

LIPS SORE?
Blistex POCKET SIZE 39c HIGHER IN CANADA
BEST FOR COLD SORES CHAPPED LIPS FEVER BLISTERS

SENSATIONAL GARDEN TRACTOR!
Hoes between plants and rows, including strawberries. Eliminates hand hoeing. Nothing else like this. Patent 2742840. Also tills. Fantastic offer to first few inquiries.
AUTO HOE DePere 65, Wisconsin

KILL Dandelions
Easy, 1 treatment. Spray bottle makes 1 gal. Only $1 ppd. **Keep Tools New** for years with Tool-Keep. Protects against rust, ends splitting. One bottle (up to 20 tools) only $1 ppd. **Kill Crabgrass**—New 1 spray application works fast, saves lawn. Bottle makes 2 gal. only $2 ppd. **FREE** applicators included. Order now on money back guarantee from
B. Forman, Dept. AH, 2064 E. 14 St., B'klyn, N.Y.

GRAVELY

Powerful 5-HP Gravely, America's most versatile small tractor, does every lawn, garden and field job *faster, easier, better!*

Choice of 30 performance-proved tools. All-Gear Drive, Power Reverse, Push-Button Starter optional.

New 24-page *"Power vs Drudgery"* Booklet shows how Gravely power and performance can solve YOUR problems. Write for it today!

GRAVELY TRACTORS, INC.
BOX 513 DUNBAR, W. VA.
FIELD-TESTED SINCE 1922

We Bought the View

and Built the House Around It

Search your heart and your memory—haven't you at one time or another secretly fallen in love with a piece of good, green earth? Haven't you ever paused to rest atop a mountain and found yourself saying "If ever I build a house I want it right here!"?

Well, that's exactly what happened to Mrs. Martin White the moment she saw this sloping, wooded lot—a hill with a magnificent view.

Of course, there were problems. As far as Mrs. White could see, there was only enough level ground to build the tiniest of houses, let alone space for a driveway and garage. But figuring that problems like these are the reason why architects are born, she called in Carleton Winslow for advice. Tramping over every inch of the property and with some rough sketches, he showed Mrs. Martin that with a little leveling an attractive, practical house could be built on this very site. The finished home Mr. Winslow designed has taken full advantage of the view, the seclusion and unspoiled nature of the property itself.

All of which adds up to a point. If you're out searching for a dream spot, don't just consider those plain flat patches of land next to the road that are going to need lots of planting to be endurable. Instead, snoop around on hillsides and look for wooded areas where nature, with little help from human hands, will give your home a lift. Very often the difficulties of a problem lot can be overcome and not only may it cost less, but give you extra privacy and better living, as it did for Mrs. White. The problem of the steeply sloping land was overcome by (continued)

DOT shows DANNY HOW TO CARE FOR ROSES

Most effective formula ever developed to protect your roses from every known rose insect and fungus disease*. Simply dust with a light, uniform coating. Protected plants look clean. End-o-Pest Rose Dust . . . available in handy 10-oz. dust guns, refills, and in 20-oz. canisters.

USE THESE TOO . . .

End-o-Weed Lawn Weed Killer—Sure death for more than 100 broadleaf lawn weeds. Just mix with water and sprinkle on the lawn.

End-o-Pest Garden Dust—Safe to use on flowers and on edible fruits and vegetables right up to the time of harvest.

Instant Vigoro Complete Water-Soluble Plant Food—Ideal for transplanting and supplemental feedings for lawns, roses and flowers, vegetables, fruits, shrubs and house plants. Feeds through roots *and* leaves.

**Cures or preventative measures for control of virus diseases are not claimed as no cure is possible today*

ASK YOUR DEALER FOR



Vigoro, End-o-Pest and End-o-Weed are trademarks of Swift & Company



ARCHITECT: CARLETON WINSLOW, A.I.A.
DECORATOR: JOHN E. JOHNSON
LANDSCAPE ARCHITECT: JOSEPH MEDEIRA

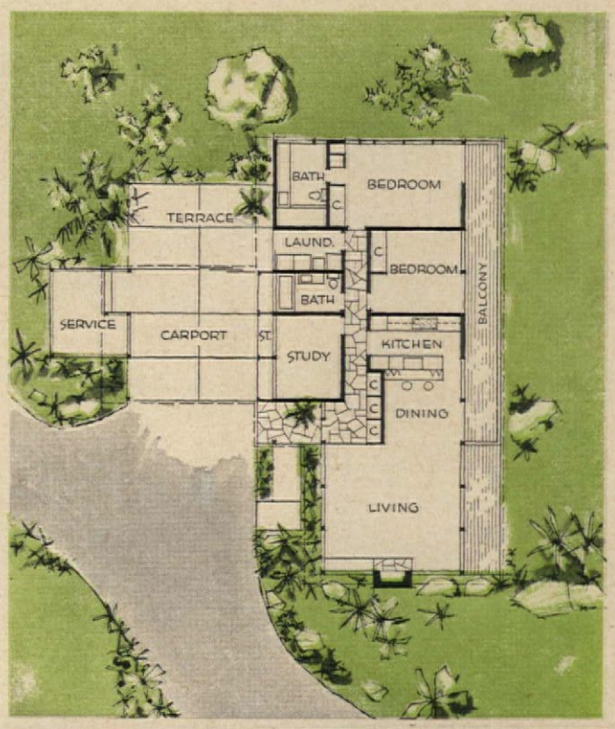

MAJOR ROOMS IN MRS. WHITE'S HOUSE are laid out along the scenic side of the house to admit every bit of air, light and warmth available. (Below, left.) Dining area opens onto balcony through large glass doors. Serving counter in rear separates kitchen from dining area. (Below, right.) Covered entry is convenient to carport. Sliding doors at rear of carport lead to terrace. Front walls of the house have high windows to keep interior private.

See "Where Credit Is Due," page 74

building half of the house over the land, rather than on it. There is plenty of space for parking cars, a gently sloping driveway to the street below and plenty of room for outdoor living on the balcony and terrace.

HOW TO GET THE MOST FROM YOUR LOT

1. *Preserve the character of your land.* Avoid unnecessary grading and keep as many of the original trees and bushes as possible. Landscape the house so it will look as if it "grew" out of the land and wasn't built on top of it.
2. *Your house should make sense on its site.* Make your house cling to the ground; plan a private outdoor area. Keep driveways and walks as short as possible and avoid step-climbing entrances. Don't build a tall house on a high lot and keep basement walls low.
3. *Orient house to the weather.* In general, protect your house from the summer sun, but plan to capture the sun in the winter. Trap cooling breezes in the summertime; block those winter winds.
4. *Make good use of all your land.* Divide and conquer it. Separate service area from private outdoor living area and public frontage area.
5. *Open your house* to the pretty, private part of your property; close it to the ugly and public sides.
6. *Economize on site utilities.* Keep utility piping lines as short as possible between house and street.

YOU PLAN AHEAD

YOU KNOW HOW TO MAKE MONEY GO FURTHER

are you this kind of homeowner ?



YOU VALUE THE EXPERIENCE OF SPECIALISTS

YOU LIKE MODERN, TIME-SAVING METHODS

...then you Should be insured by the Home!

A new "package" policy by Home Insurance is just "made" for people like you! It gives you more protection—fire, burglary, windstorm, liability and other kinds you need—for less than you'd pay for separate policies. The Home Insurance agent in your community is your kind of person, too. He sells the best insurance offered anywhere. Get your insurance really complete and up-to-date. See your HOMEtown agent today.

The HOME Insurance Company
NEW YORK
Property Protection since 1853

The Home Indemnity Company, an affiliate, writes Casualty Insurance, Fidelity and Surety Bonds

Part 2 How to be Your Own







Did your February "landscaping job" turn out something like one of these? If so, you can now add SUMMER COLOR to the planting by using the flower cut-outs at right.

Landscape Architect



In February we showed you how to design your own foundation planting with cut-outs of all kinds of shrubs. Now here's a selection of "paper doll" flowers that'll let you add COLOR to your planting for the entire summer and fall.

THEODORE A. WESTON

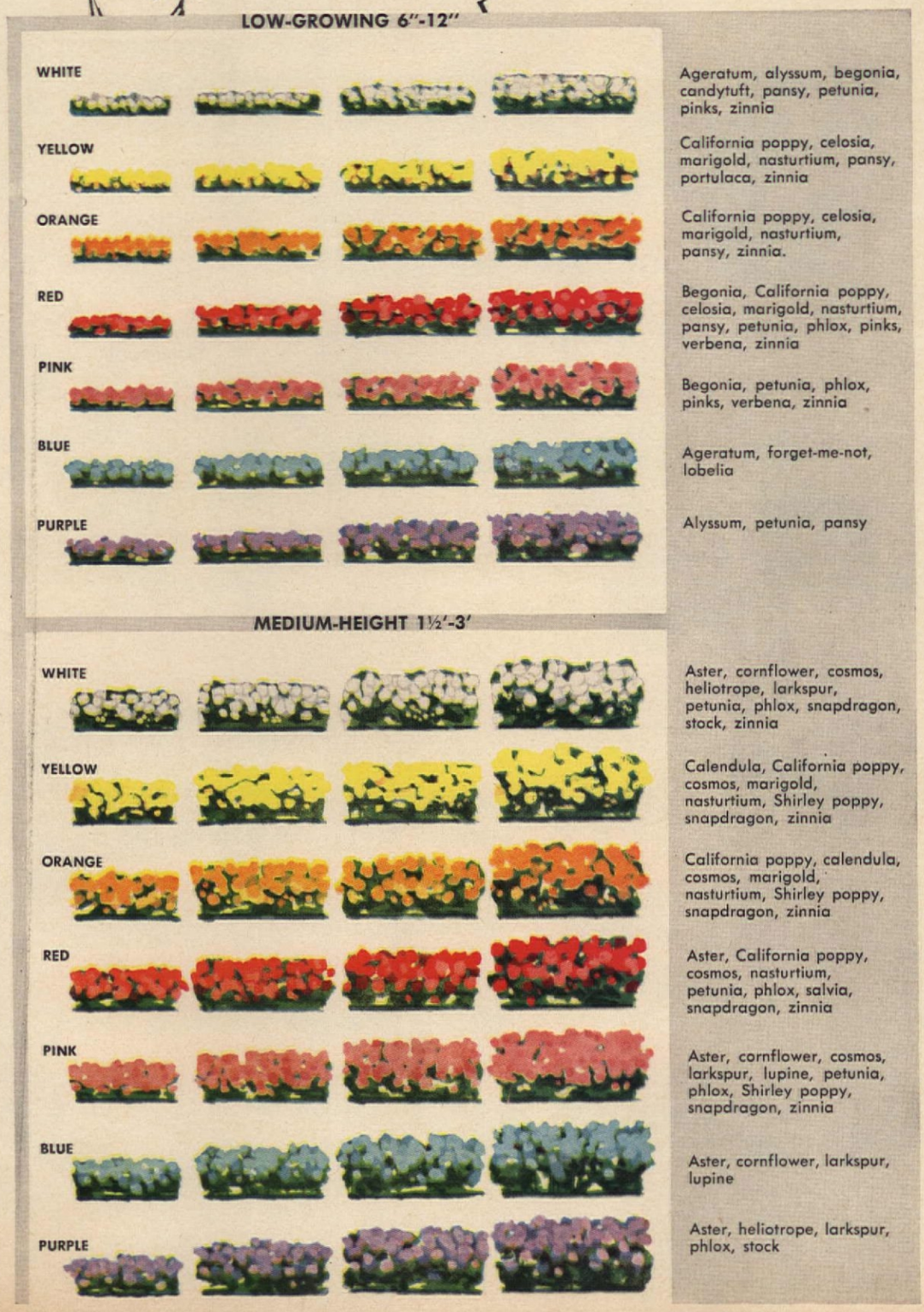

Did you cut out the "paper doll" shrubs on page 61 of the February issue and paste them against whichever house on page 60 looked most like your own? If so, did your paste-up look something like one of the three samples we've made on the opposite page?

Or does your house already *have* an attractive foundation planting, so that there was no real need for you to use the February cutouts?

In either case, if you have a planting like one of these or are intending to make one in the near future, it will probably include some flowering shrubs. If it's an established planting it may also include some bulbs. So it's sure to be bright and colorful in the spring.

But what about the summer and fall, when most shrub plantings are nothing but green? Is *that* your next project—livening up the planting after the spring brilliance has petered out?

So, to help you get some summer and fall color into your foundation planting we've worked up this new set of cut-outs—the "paper doll" flowers on the left side of this page.

Your job is to cut out the right colors and sizes and to juggle them around against "your" house on the opposite page. Before you know it you'll probably have your summer-and-fall-color problem licked!

When you start out, though, try working with only a few colors. For instance, try groupings of yellow, orange and red, or of pink, blue and purple. Or perhaps you'd prefer to use only two colors. Anyway, don't use all the colors at once; if you do, you probably won't

(please turn to page 98)

Vigoro is made right for your

soil wherever you live

On your mark, get set... GROW!

What are you waiting for? Look—some folks are already off to a good start. They've got fresh seeds, healthy plants, strong nursery stock and—sure enough!—Vigoro Complete Plant Foods for everything that grows.

Golden Vigoro Complete Lawn Food

Feeds lawns far longer—releases complete and balanced nourishment to grass at a steady, scientifically controlled rate.

Doesn't burn grass—not a blade! This is the first lawn food formulated that can be applied directly on green and growing grass without watering in. Use the recommended amount of 1 to 3 pounds per 100 square feet of lawn.

Clean—and pleasant to handle. No odor, never messy. Always sanitary and free-flowing. Easy to use too. You don't even have to rake it in.

Vigoro Complete Plant Food

Complete—to provide all the nourishment flowers, vegetables, trees and shrubs need for vigorous growth—even in the poorest soils.

Balanced—to help all growing things develop and thrive both *up* and *down*.

Nice to use—odorless, clean and sanitary. Mix Vigoro into your soil before you plant, 3 pounds per 100 square feet.

Instant Vigoro Complete Water-Soluble Plant Food

Full nourishment—with immediate action to stimulate and sustain growth. Ideal for house plants, transplanting and supplemental feedings for lawns, flowers, vegetables, fruits and shrubs. Feeds through leaves *and* roots.

Spray it on—with a sprinkling can or use an Instant Vigoro Lawn Gun attached to your garden hose.

Vigoro Complete Rose Food

Steady and controlled diet—to avoid weak and unattractive flush growth. You'll have healthier roses and more beautiful roses.

Vigoro

COMPLETE PLANT FOODS

Vigoro is a registered trademark of Swift & Company

Your dealer has these Vigoro products as well as the other special Vigoro Plant Foods needed in your locality. Be sure to ask for Vigoro. The best gardeners do!

3 easy ways to have beautiful lawns, flowers, shrubs and hedges

#119-8 inch
$3.25

America's favorite pruner because it cuts so *easily*, so *cleanly*. Handles branches up to ¾". Packed in each box is a hardwood stick so you can try before you buy. Smaller model (#118-6 inch) $2.59. 28-page book, "How to Prune," available with each purchase—or send 10¢ to factory.

PRUNING

It's a snap with Snap-Cut® PRUNERS

patented **TENSION BAR** adjusts tension of blades for best cutting

#1207
$2.75
with plastic grips

Automatically, tension bar holds precision-edged, hollow ground blades at right tension for best cutting—tougher the grass, the greater the tension. This means clean, smooth cutting—easy on the arm. Plastic grips are *wonderfully* comfortable to the hand.

GRASS TRIMMING

It's a snap with Snap-Cut GRASS SHEARS

spring steel **BLADE TENSIONER** and **SHOCK ABSORBER**

#154-9 inch
$5.25

Easiest-cutting Hedge Shears ever! Precision-edged, hollow ground blades plus exclusive, spring steel shock absorber and blade tensioner are features found *only* on Seymour Smith "Snap-Cut" Hedge Shears. Insist on them!

HEDGE CUTTING

It's a snap with Snap-Cut HEDGE SHEARS



It pays to remember the name "Snap-Cut." And the 2½ million present users of "Snap-Cut" *Pruners* can be sure they'll find the same fine cutting qualities, the same trouble-free service in the new "Snap-Cut" Grass Shears and Hedge Shears.

Seymour Smith also brings you the "Snap-Cut" Tree Pruner, No. 1312 at $7.75 and the new and finest "Snap-Cut" Stand-up Grass Shears, No. 5207 at $6.95.

Your dealer has "Snap-Cut" Garden Shears or can get them for you. Or write us.

Quality Tools
SEYMOUR SMITH
Since 1850

SEYMOUR SMITH & SON, INC. • 105 MAIN STREET, OAKVILLE, CONN.

Landscape Architect (continued from page 95)

like the results. And don't overdo it. A little color in front of a house goes a long way, and too much can make your house less attractive than none at all.

If your house has any yellow, red or coppery tones in it, you'll probably do best with the yellow-red group of flowers; if it has any blue or pink shades, your best bet is the blue-pink group. For a white or green house, either group is likely to work out effectively.

White flowers can be used with either group, though you'll probably find them more useful with the blue-pinks than with the yellow-reds.

If you want to use color in smaller patches, simply cut the "paper dolls" in half or in three or four pieces. And if you have more medium-heights than you need, but not enough low-growing, cut medium-heights to size.

If you need more of a certain color in a certain size than we were able to provide, you'll find it's the easiest thing in the world to make a few more with the youngsters' crayons or with watercolors.

The lists of flowers at the right of the cut-outs on page 95 show what flowers provide these colors and heights.

All the flowers included in the lists are annuals—those wonderful plants that include all colors and flower continuously from July until frost. At the end of the season you discard them and plant new ones next year.

You can grow annuals from seed at extremely low cost or you can buy young plants at very reasonable prices at florist shops, nurseries, seed stores, garden shops and many other places. They include varieties that do well in practically all parts of the country, and they need a minimum of care and skill.

If you raise your annuals from seed, follow the instructions in the seed catalog or on the packet. If you buy young plants, set the low-growing ones about 6" apart and the medium-height ones 10" or 12" apart. Water them well after planting and then whenever there's no rain for more than a week. Use a complete plant food *lightly* every three or four weeks. THE END

1 Power Tool Works 5 Ways

See "Where Credit Is Due," page 74

HOME WORKSHOP PROJECTS both large and small can call for operations requiring several tools. Here's a simplified, efficient power tool that with quick changeovers can easily handle a lot of jobs—sawing, dadoing, sanding, drilling, jigsawing, lathe turning. Unit includes 8" saw, 12" disc sander, 28" lathe, 16½" drill press and horizontal drill, for $179.90. Bench ($19.95) and ½-hp motor ($34.95) are extra.

The ideal floor for modern living

■ When you buy or build your new home, be sure it has every feature for modern living your budget will permit. For floors, you'll surely want Oak because Oak Floors offer you so much more. They're a wonderful combination of smart, modern beauty...amazing ease of upkeep...adaptability to any color scheme...comfortable resilience...healthful cleanliness. Yet Oak Floors are priced for every home. Original cost is actually less than most flooring materials and Oak, unlike substitute floors, will never wear out. Oak Floors are sold by all lumber dealers. Write for color booklet showing exciting uses of this ideal floor for modern living.

NATIONAL OAK FLOORING MANUFACTURERS' ASSOCIATION, MEMPHIS 3, TENN.

OAK...the floor you'll never wear out

"ALCOA THEATRE"... *Exciting Adventure Alternate Monday Evenings*

Aluminum Awnings stop sun and rain here

You can Live with Aluminum

You can stop worrying about the weather when you protect your home from the elements with awnings of Alcoa® Aluminum. They keep you comfortably cool all summer, let the air flow freely to carry away trapped heat. They end sun fading of carpeting and furniture. Permanent baked-on colors never chip or peel. Alcoa has a word for the pleasant, modern living aluminum awnings bring you. It's Care-free! Look for the Alcoa Care-free tag when you buy awnings.

Free 16-page booklet describes 18 products of Alcoa Aluminum to make your home Care-free. Write Alcoa, 1968-E Alcoa Building, Pittsburgh 19, Pa.

AWNINGS OF ALCOA ALUMINUM

—they're Care-free!

Rx for M.D... a Mood for Music

MARY E. MONZE

A few years ago Dr. H. Leslie Wenger, a physician, studied cello with the famous conductor, Alfred Wallenstein. Becoming not only student but physician and friend of the Wallensteins, it was only natural for Dr. Wenger to prevail upon Mrs. Wallenstein, an amateur decorator, to do over his home.

Following that basic rule in decorating, "keep it simple," here is what she did. Let's follow her line of procedure beginning with the living room and we'll see it makes good sense. But first, what was the matter with the old living room? That's

easy! Take a look at the picture at left. The patterns on the wall and floor were in angry conflict with one another, while the little picture above the sofa was not much more effective than a postage stamp. The television set, massive and aggressive, dominated the room and seemed to throw the other furniture out of scale. What to do first? Add a tranquilizer—in decorating terms—take away those crazy patterns. Of course that meant the wallpaper had to be removed, and once the walls and woodwork were painted a restful gray, some semblance of order and direction began to appear. By adding gray wall-to-wall carpet and traversed draperies,

(continued)

NEW ALUMINUM FOIL . . . *At Your Grocer's Now*

You can Live with Aluminum

Ever spend a boring Saturday morning polishing dingy doorknobs or replacing rusty hinges? Now you can gain this time for fun and relaxation. Live with lustrous hardware of Alcoa® Aluminum! It needs no cleaning or polishing, can't rust or tarnish. Alcoa has a word for the lighter, brighter living aluminum hardware can bring you. It's Care-free! Next time, look for the Alcoa Care-free tag on handrails, mail boxes, lock sets and all other hardware you buy.

Free 16-page booklet describes 18 products of Alcoa Aluminum to make your home Care-free. Write Alcoa, 1968-E Alcoa Building, Pittsburgh 19, Pa.

HARDWARE OF ALCOA ALUMINUM

—it's Care-free!

Now give floors that "just done" look—without frequent re-waxing!

Here's a whole new idea in floor care—a General Electric Floor Polisher that brightens all the floors in your house. And it handles as easily as your vacuum cleaner.

All you do is guide your G-E Polisher over scuffed up, dull floors. In no time at all they're agleam again—*without frequent re-waxing!* Here's the easy way to cut down on heavy duty waxing, yet keep floors looking lovely always.

Easy to carry. You'll use this lightweight Floor Polisher all through the house, on wood, tile, linoleum surfaces.



Sweet and low. New modern design gets under low furniture, into hard-to-clean corners. Stores with weight off brushes.



Scrubs, too. Specially designed scrubbing brushes make light work of special care for kitchen or composition floors.

FLOOR POLISHER

The easy-to-use Twin-Brush Polisher complete with scrubbing brushes and buffing pads

General Electric Company, Vacuum Cleaner Dept., Bridgeport 2, Conn.

Progress Is Our Most Important Product

GENERAL ELECTRIC

(continued)

BEFORE: The entrance hall before improvements were made. **AFTER** (below): Better light, gray walls and carpet seem to make the space larger. Screen acts as room divider.



SMALL ROOM seen through living room arch at left now makes a fine music and hi-fi room. Built-ins are simple but attractive. Walls and carpet in same gray as in living room creates unity.



the room seemed to grow to almost twice its size. Now it became a serene background for the furnishings. The old black and gold chairs were given new upholstery and a new sofa with cheerful red upholstering replaced the small couch with bolsters. (This was then moved into an adjoining room.)

To keep the furniture from seeming scattered and disassembled, a sizable coffee table was chosen to go between the chairs at the window. This, the sofa tables, new lamps and well-chosen accessories pull the room together.

The room adjoining the living room was turned into a music and hi-fi room. The old television was sold and a new one was bought to fit into the newly built-in unit. The treasured cello on the left, originally Mr. Wallenstein's, isn't just a prop to add interest to the music room. Dr. Wenger is a true music lover—a "working" fan.

THE END

Is "Skimpy Wiring" holding up your housework?

If your vacuum cleaner isn't picking up dirt the way it should, your home may be the victim of Skimpy Wiring. Symbol of weak, undersized wires and overloaded circuits, Skimpy slows down electrical appliances and keeps them from working at peak efficiency.

With insufficient power feeding your electrical appliances, housework seems to take *forever!*

Why put up with this nuisance? Ask your electrical contractor or power company, today, about switching to full HOUSEPOWER with *copper* wiring. That's the way to start to Live Better Electrically!

Get your FREE booklet —"The ABC of Home Wiring." Write Kennecott Copper Corporation, 161 East 42nd Street, Dept. A58, Box 167, New York 46, N. Y.

Kennecott Copper Corporation

Fabricating Subsidiaries: *Chase Brass & Copper Co.* • *Kennecott Wire & Cable Co.*

When you buy, make sure the sleep products carry this label. It's your best assurance of quality items filled 100% with DACRON virgin fiberfill in quantities specified by Du Pont.

So comfortable, so lightweight
...comforters of **DACRON**
REG. U. S. PAT. OFF.

This little angel and big angels, too, love the heavenly-soft comfort, fluffy resilience of lightweight comforters filled 100% with snowy-white DACRON* polyester fiberfill. Many are machine- or hand-washable. And DACRON Fiberfill makes them odorless, mat-resistant, non-allergenic.

Look for pillows filled 100% with DACRON Fiberfill, too! They provide restful resilience, sleep inviting comfort. See these sleep items at your favorite store...stock up for your family's spring and summer comfort . . . and remember they're ideal gifts for Mother's Day and the new bride!

Comforters filled 100% with
DACRON FIBERFILL

Du Pont makes fibers, not the pillow or comforter shown here.
*"Dacron" is Du Pont's registered trademark for its polyester fiber.
BETTER THINGS FOR BETTER LIVING. . . *THROUGH CHEMISTRY*

DU PONT
REG. U. S. PAT. OFF.

SOMETIMES IT'S BETTER to emphasize a problem window rather than try to hide it. For example, here a deep corner window was covered in plaid curtains matching the bedspreads. Beds in L-shape share corner table and good light from the lamp.

SIX WAYS TO GIVE YOUR HOME A LIFT

A HALF-ROUND terrace design, as in the Illinois garden of Mr. and Mrs. Howard Owen, often works out better and looks more attractive than a rectangular pattern. This is built of facing brick and takes advantage of the tree's location.

(continued on next page)

KOHLER
all-brass fittings—
Constellation Series

First aid to Beauty

New Kohler fittings of distinguished style and quality unite with Kohler fixtures to make the beautifying and hygienic use of water easy, safe, pleasing.

The new fittings, Constellation Series, combine fresh harmony of design with reliability for the exacting requirements of water-flow control. They fit the hand comfortably and respond to finger pressure. Beneath the jewel-bright chromium-plating they are made entirely of brass, the most durable and serviceable metal for plumbing fittings.

Fixtures in refreshing Spruce Green—the Piedmont vitreous china lavatory set in a convenient dressing-table top, and the graceful, enameled iron Mayflower bath—are among the many Kohler types and sizes, all with new fittings expressly designed for them.

Consult your Kohler dealer. Write for booklet 23-A.

KOHLER CO. *Established 1873* **KOHLER, WIS.**

KOHLER OF KOHLER

ENAMELED IRON AND VITREOUS CHINA PLUMBING FIXTURES • BRASS FITTINGS • ELECTRIC PLANTS • AIR-COOLED ENGINES • PRECISION CONTROLS

DO-IT-YOURSELF *Shelving Magic*

Quaker Stack-n-Add UNITS

quickly assembled to solve your decorating needs

Above: 2 Basic, 2 Add-on, and 2 Corner units

Build them LONG HIGH... ...OR LOW

Custom Design...Your Own

★ MODERN ROOM DIVIDERS
★ DRAMATIC WALL SHELVES

Creates a Decorator Look in Home or Office!

"Customize" this all-purpose shelving to fit your space and decor. Easy and FUN! Sturdy metal shelves of *white leather effect* or modern *black*. Glistening black legs. Here's a decorator's dream—and INEXPENSIVE!

FREE! Send for "SHELVING MAGIC"

At most better stores . . . if you can not find Quaker "Stack-n-Add" at your favorite store WRITE TO

Another Great Product of... QUAKER INDUSTRIES • Kenosha, Wis.

Weight's easier to control when you have a goal . . . and a super-accurate **Health-o-Meter** "SILHOUETTE" bath scale to report your daily success!

It is easier to slim down when you have a definite weight in mind. And what a thrill to *see* your slightest progress reflected by this precision scale . . . on its big, clear Panoramic dial. With built-in handle, wide non-skid platform. Model 87, shown, $10.95 (slightly higher far West). Others from $6.95.

Health-o-Meter

America's weight-watcher . . . since 1919

Continental Scale Corporation, Chicago 36, Illinois

(continued)





When you are considering doing any building or remodeling, give some thought to planning a sewing center near the kitchen or utility room. It's not only a "natural" spot for doing some mending before tossing things into the washing machine, but an ideal place to catch up on other sewing or letter writing while the laundry is being done.

In the sketch above we have illustrated an idea for creating a compact, convenient sewing center of built-in storage that any handy home carpenter can duplicate.

To determine exactly how much room you'll need, start off by making a list of all the supplies and equipment you'd like to have. If you sew a lot, you'll naturally want a larger sewing area if you can find room for it. In making your list, remember to include open shelves for magazines and boxes, a file for patterns, shallow drawers for needles, thread, etc., and an adequate working light. Large drawers can hold fabric, material being worked on and scraps. Small tools such as scissors and shears can be hung on pegboard above the work table.

TRY TANBARK ON YOUR GARDEN

Homeowners on the lookout for inexpensive landscaping ideas will find a good one in—of all places—the Leather Industry. Few people would connect tanning hides with gardening, but a by-product of the tanning process may be as serviceable to home landscape artists for path-making as flagstone or brick.

Called tanbark, a rich brown material with a soft, springy texture, it can make a handsome garden path that feels like a deep pile rug underfoot and can be laid in a short time with nothing like the labor required for concrete or flagstone. To make a garden path, we advise making one at least 3 feet wide for comfortable walking. Begin by constructing guide lines with cord or garden hose so that the path will be reasonably straight, grading the surface with a rake so that it's as level as possible and free from large stones, grass and weeds. Then, rake on tanbark to a depth of about 2 inches. That's all there is to it, unless you want to add a decorative border of colored stones.

(continued)

THE EASY PAINT

Easy to put on...to clean up...to keep clean!

Plenty of help for Grandma—just when she needs it least! The paint she's using is "Dutch Boy" *Instant* Nalplex. It's the paint that makes painting a pleasure!

See how each effortless sweep of the roller or brush puts rich color on the wall. This new acrylic latex wall paint covers almost any surface with a single coat. It saves you money because you use less paint. And there's never a brush or roller mark, never a sign to show where you touched up a missed spot.

No messy clean-up afterwards, either. And no "painty" odor. Soap and water cleans brushes, rollers, and your hands, too. And Nalplex dries fast, to a durable, truly washable finish.

For woodwork, or the bathroom or kitchen walls, try new "Dutch Boy" Satin-Eggshell Semi-Gloss enamel, color-keyed to match the decorator colors of *Instant* Nalplex. It's easy to apply, easy to keep bright, as sturdy as it's beautiful. Find out about both of these new paints from your "Dutch Boy" dealer. Ask him for a copy of the new booklet "Color Scheming with *Dutch Boy* Paints." You'll find his name in the yellow pages of your 'phone book, listed under "Paint."

A PRODUCT OF NATIONAL LEAD COMPANY

"DUTCH BOY" INSTANT NALPLEX

Are You a Brainstormer?

Perhaps you are familiar with a technique known as brainstorming. An *aficionado* will enthusiastically inform you that it's the best way to get ideas. You begin with a panel of at least three, although any number can play. The panel members must be imaginative and free-wheeling to produce the desired ideas in quantity. A product is displayed and the group leader states the rules: come up with as many ideas as possible no matter how wild. Hitchhike a new thought onto an idea already expressed. No negatives permitted!

You'd be surprised at the number of useable ideas that have been born through brainstorming. It's been claimed that "soup-on-the-rocks" came from such a session. We tried a brainstorming session on E-Z-DU* Wallpaper. In fifteen minutes the panel came up with sixty-seven ideas on the uses for the product as well as ways that would invite people to try it. In addition to hanging it on the walls and ceilings, other decorative uses included putting E-Z-DU on waste baskets, folding screens, room dividers, on tables, lining dresser drawers, etc. One enterprising idea was to paste it on a hallway floor and varnish it for protection!

We are dubious about this last idea but the others seemed to have enough merit to pass along to you. The panel members agreed that all the ideas had one practical thing in common. Because E-Z-DU comes ready trimmed and pasted you need only cut, wet and apply it to the surface. E-Z-DU is available in over 150 lovely designs and colors at most Imperial dealers. Anyone want to be an E-Z-DU brainstormer.

*Reg. U.S. Pat. Off.

IMPERIAL PAPER AND COLOR CORPORATION
Glens Falls, New York

(continued)

Terraces and patios can be made just as easily as paths, and tanbark can be used simply as a ground cover in shady spots where grass won't grow. Used in place of mulch or peat moss, it's wonderful for such acid-loving plants as Azalea and Rhododendron. Its acid content is slightly higher than that of peat moss and it retains as much as 100% of its own weight in water.

Where can you find tanbark? Generally it's sold to small users in 100-lb. bags for $2.50 to $3.00 per bag. A few garden suppliers stock it and dealers in wood shavings and sawdust also feature it. The best and cheapest place to buy, though, is direct from a tannery. Or inquire at your local riding stable. Most stables use tanbark for show rings, and they can help you get in touch with a supplier.

THE END

See "Where Credit Is Due," page 74

GARDEN SHELTER OR LANAI was planned as a cool backyard retreat. Trellis, supported on pipe posts, is made of 2x8' redwood board painted white. Lath is used on top of some openings for sun protection and shadow play. Floor is concrete.

WORN OUT?

NEW LIFE!

WITH A MODERN

BILCO DOOR

Send for FREE literature and name of local dealer.

Here's the way to add amazing new beauty to your home. Replace that unsightly wood door with a modern all steel, weathertight BILCO – the door installed on tens of thousands of new homes. Easy to do it yourself or your dealer can recommend a competent installer.

Bilco®

AMERICA'S FINEST BASEMENT DOOR

The Bilco Co., Dept. 105, New Haven 5, Conn.

For replacing wood hatchway ☐

For adding complete outside basement entrance ☐

NAME .....

ADDRESS ..... STATE .....

CITY .....

You can make that old chair look new and be comfortable, too

1633–35¢ To refurbish an old but good-looking armchair, simply follow the easy step-by-step instructions in our picture pattern. Foam rubber padding and a smart new upholstery will give a handsome result in looks and comfort.

PATTERN ORDER FORM ON PAGE 90



BETTER YOUR LIVING in a new home with *Thermopane*® between you and the weather

You'll be happier in a *new* house! Today's new homes are better planned for family living. And better built! Builders are using advanced building materials, like *Thermopane* insulating glass! It keeps you snug in winter, comfortable in summer.

Builders know that without windows of *Thermopane* a house is only *partially* insulated. It's colder in winter—harder to heat; hotter in summer—harder to keep cool. Costlier to keep comfortable all year 'round. *Thermopane's* two panes of glass, with dry air between, cut down fogging and frosting . . . protect you from drafts . . . increase your living space because you're comfortable close to windows. You can forget about storm windows!

This weekend, why not visit the model homes on display in your community? And write for your copy of the beautifully illustrated booklet describing *Thermopane* insulating glass and what it does for you. Dept. 458, Libbey·Owens·Ford Glass Company, 608 Madison Avenue, Toledo 3, Ohio.

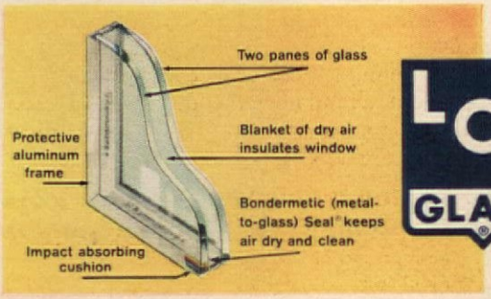

L O F GLASS

Thermopane
INSULATING GLASS
LIBBEY·OWENS·FORD
a Great Name in Glass TOLEDO 3, OHIO



Now! Keep the Whole House Cool

WITH A YORK PATHFINDER AIR CONDITIONER $439.95 installation, ductwork extra

(Complete, tailor-made installations with custom ductwork for as little as $18.71 a month)

York Air Conditioning promotes sleep, improves dispositions.

Amazingly compact...fits almost anywhere...in attic...carport...through the basement wall! The revolutionary York Pathfinder is tailor-made to meet the cooling needs of the average home. Compact, air cooled, it installs without cooling towers, recirculating pumps, costly plumbing. It can be hooked into existing warm-air ducts to save money on installation! High capacity Pathfinders available for larger-than-average-homes at slightly higher prices.

...makes housework more pleasant, less tiring.

'58 YORK Twinline Central Air Conditioner slashes operating costs 15% or more! The new, air-cooled Twinline gives you all the advantages, all the economy of *two* compressors working together. On mild summer days *one* compressor cools and dehumidifies...on hot summer days when maximum cooling is needed, both compressors swing into action!

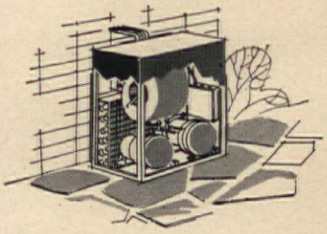



...provides cool comfort for stay-at-home entertainment!

A new home isn't a modern home unless it has central air conditioning! If you're planning on a new home, be sure your plans include York whole-house air conditioning! It costs far less to install in a new home...adds to its resale value...and now, the low, low cost can be included in your mortgage!

YORK CORPORATION ®
SUBSIDIARY OF BORG-WARNER CORPORATION

Millions Live Better With York... the quality name in air conditioning

Manufacturers of Residential and Commercial Heating and Cooling Systems • Air Conditioning and Refrigeration Equipment for Industrial and Commercial Installations • Room Air Conditioners • Ice Makers • Refrigeration Units and Systems

STOP 'N SHOP YOUR AMERICAN HOME MARKET PLACE

Welcome to the Market Place! Merchandise, if not personalized, may be returned within seven days for a full refund. Most of the firms mentioned in the Market Place prefer not to handle C.O.D.'s. Unless otherwise stated, postage is included in price.

Helen De Motte

STRANGE BED FELLOW. This whimsical fellow made of gay felt has plenty of room inside his empty head to hold a child's pajamas during the day. Choose a Clown Jama-Pillow for a boy, or a Kitten for a little girl. Or order a Clock Face for a sophisticated junior. Each about 14″ across, all felt. $3.95. House of Tullius, Dept. AH, P.O. Box 364, Covina, California.

BRANCH OUT on Mother's Day with this sterling silver sculptured *Family Tree Pin.* Dime-size rhodium-finish sterling discs have each child's name and birthdate engraved on them (up to 9 letters per line). Holds as many discs as you like; add more as new shoots appear in the family! Tree, $2.50; ea. disc, $1.00. Zenith Gifts, 58-K, P.O. Building, Brighton 35, Mass.



COFFEE BEAN dull lately? Liven up your get-togethers with these gay personalized napkins of fine embossed paper-linen. Above a steaming, inviting cup of coffee are printed the words *Time for;* below it goes *at the,* plus your name. A clever, individual touch for bridge or kaffee klatsch. 50 for $1.00 from Miles Kimball, 126 Bond Street, Oshkosh, Wisconsin.

JACK BE QUICK in getting this unusual milk glass cup candlestick, with sculptured grape design. Fill with flowers as we've done, or nestle ivy around the base for a really striking contrast. They're 3⅞″ tall, 5¼″ in diameter. Two would be very effective at either end of the mantel! $2.50 ea., $5.00 a pair. From Carl A. Forslund, Grand Rapids, Michigan.



SHELF-SUPPORTING. Bring order out of the chaos of jumbled bottles and jars, gloves and bags, or groceries, with a set of six silver-gray steel shelves. They're adjustable, attach easily to doors or walls. Two-section set (six 3½″ deep shelves) totals 40″ high, comes in 3 widths. 12″, $5.98; 16″, $6.49; 20″, $6.98. Hobi, Dept. AH-10, Flushing 52, N. Y.

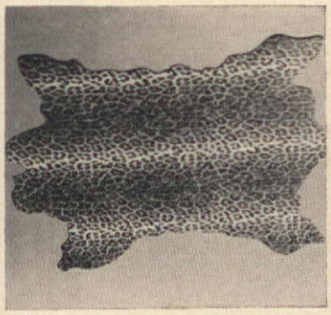

SPOTS BEFORE YOUR EYES may make you think you need your cheetahs, but this leopard mat under your feet is a definite comfort. Made of vinyl, with non-skid foam rubber backing, it lends as gay a touch to the kitchen as it does to the den. Try it in the children's room for a jungle atmosphere. 36x27″. $3.98. Greenland Studios, 5858A Forbes, Pittsburgh 17, Pa.

A GOOD DRESSING-DOWN for your salad is right at your hand with this compact server, which comes with an assortment of six dressings: 1890 French, De Cisco Garlic, Buccaneer, Bleu Cheese, Caesar and Italian. In addition to being convenient, this brass-finished rack is attractive tableware as well. It's $3.95, from Seth & Jed, New Marlborough, Massachusetts.

THE WELL-ROUNDED FAMILY is on display in a 6-sided paperweight-photo holder. It's of white china, with a delicate tracery of dainty pink flowers and gold leaves. Windows, for six pictures, are circled in brass. A charming Mother's Day gift, or for a junior miss to frame her circle of friends. $3.98 plus 35¢ post. Foster House, 430-AH S. Jefferson St., Peoria, Ill.

MORE ON THE FOLLOWING PAGES

Stop Dog And Cat Damage—$1

DOG WICKS are the perfect solution for repelling pets. One sniff and away they'll run! Hang this chemical Wick on shrub or branch and rest easy for the whole season. Safe, harmless to animals. Use inside or out—protects lawns, garbage pails, flowers, furniture. Trains your pets and neighbor's dogs. *Guaranteed to do the job or your money back!* Pack of 20 for $1, postage paid. Order DOG WICKS direct by mail from **Sunset House, 2287 Sunset Building, Los Angeles 16, California.**

TITANIA

***the most BRILLIANT gem stone on Earth!*—says the Saturday Evening POST & READER'S DIGEST about this amazing man-made miracle!**

Unset "Titania" gems, 1 to 5 carats, for your own rings, brooches, etc. Per carat ONLY $10*

1 carat "Titania" Solitaire set in a beautiful 14 kt. gold mounting. Complete ONLY $22.50*

1 carat "Titania" set in a Masculine box style 14 kt. mounting. Complete ONLY $28.50*

Regent (Synth.) Star Rubies and Sapphires at proportionately low prices.

FREE booklet and handy Ring-Size Chart
* Plus 10% Federal tax

REGENT 10 Day Money-Back Guarantee LAPIDARY CO.
Dept. AH-95, 511 East 12 St., New York 9, N.Y.

HOME PLAN BOOKS
to help you BUILD and SAVE!

Save $1000 or More with plans from these books whether you build your own or contract.

200 FAMILY ROOM HOMES
Exciting New Enlarged 4th Edition of today's most wanted plans $1

260 NEW TRENDS in selected homes
Valuable collection of choice plans of all style and size homes. $1

70 HILLSIDE HOMES
Exclusive plans that work real magic for hillside lots $1

225 BLOCK MASONRY HOMES
See how beautiful and versatile low cost, fire-safe construction can be $1

Send Today! ANY 3 BOOKS only $2

Builder-Proved Blueprints and Material Lists Available for Each Plan at Very Low Cost

Books Postpaid in U.S. and Canada

WRITE **HOME BUILDING PLAN SERVICE**
Studio A, 2454 N. E. Sandy Blvd., Portland 12, Ore.



BEAUTIFUL DESSERT DISHES

Beautiful and versatile of fine iridescent china these dishes are a collector's find. Soft colored floral design with gold handles and trim, 3½" diameter, 5" high. Wonderful for desserts, soups, seafood cocktails or use them for condiments. When not in use show them off in the corner cupboard. Set of four..... $3.95

SET OF 8. . . .$7.75
Please Add 25¢ For Postage
Pa. Residents Add 3% Sales Tax

THE ADDED TOUCH, Wynnewood AH5, Pa.

Snack Buckets

3-PIECE SET

Richly glazed ivory ceramic buckets are novel for "nibbles"! Polished raffia-wrapped handles. Three pails—40 oz., 20 oz., 9 oz.—for potato chips, pretzels, nuts. Satisfaction guaranteed. $2.98 set Plus 35¢ shipping

FREE Summer Gift CATALOG

Foster House
430-K5 S. Jefferson St., Peoria, Illinois

THE "Twodor" COMBINATION STORM & SCREEN DOOR

Most Beautiful, Strongest Wood Door Built

Yet "Twodor" is priced as low as common type



If your doorway looks plain—"Twodor" will give it that handsome custom look. If your doorway looks lovely—"Twodor" will make it even lovelier. We believe this the most handsome combination door made—we know it's the strongest. It will not sag or come apart. Pets can't rip or snag screen panel. Ideal for Colonial, ranch or modern homes. Sturdy cross panels; mortised, dowelled joints; waterproof glue. Of solid kiln dried pine, standard 1⅛" thick. Quick change glass and screen panels lock snug with special fasteners. Shipped complete with directions for installing, painting, finishing. For all standard size door openings.

ALL SIZES—ONLY $27.95 COMPLETE
Shipping Chgs. Collect. Immediate delivery
Large new catalog—10¢ coin or stamps

YIELD HOUSE
Dept. A5-8, No. Conway, N.H.

In Silverplate or 24-kt. gold plate

WEDDING invitation TRAY

SEND us the next invitation you receive. We'll encase it in this handsome silver-plated tray, to make a permanent reminder of the bride's most important day. Gift-boxed for **$5.95** (plus 25¢ post.). Deluxe 24-kt. gold-plated tray, with hand-painted forget-me-nots, **$7.95** (plus 25¢ post.) *Write for gift catalog.*

Market Combers, Box 12257, Atlanta 5, Ga., Dpt. 1-R



SAVE 50%

Buy The Best For Less

Crystal Chandeliers and Sconces. Compare our price and quality. Imported Crystals. Satisfaction guaranteed. Prices from $12.50. We pay shipping charges in U.S.A. Free catalogue. Our prices have not advanced during past ten years.

KING'S CHANDELIER CO.
Dept. A-39
Leaksville, N. C.

SAVE ON THIS FULL-SIZE

Weather and Rust-Resistant

POST and LANTERN

ONLY $12.99 Regular $38.40 Retail Value

Direct from factory to you

Biggest value ever in a scroll post and lantern (complete with light socket). Gives your home 'country estate' touch. Weather and rust-resistant wrought iron post and lantern are finished in satin black. Post: 78 in. high; lantern: 14½ in. high, 10 in. wide. Easy to install. Send your check Now. Only **$12.99** . . . express charges collect. Sorry, no C.O.D. *Money back guarantee.*

Halite Mfg. Co.
P. O. Box 276 St. Louis 3, Mo.

ON THE HORNS of a dilemma about where to hang this super *Steerhead Caddy*, because it's just right for dad's door for his ties, perfect for kitchen utensils or the barbecue tools on the patio, and junior will want a hook for his cowboy hat. 13" long of solid black cast iron, with red and white details. $2.95. KenRu Products. P.O. Box 1166, Seaside, California.

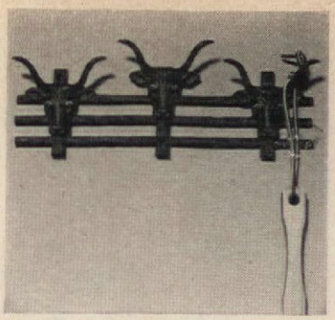

LAND HO! Viking ships are the motif of this attractive ceramic bonbonniere, which is shipped direct to you from Denmark. Done in Danish faience by the famous artist Paul Hoyrup, it is 2½" high by 4" wide, which is plenty of room for candies or nuts. Charming on a coffee table. Send $3.50 to Dept. 95, Around-The-World Shoppers Club, Elizabeth, N. J.

THE PEN IS MIGHTIER when it's a rifle with rapid-fire action and a long range for words. Pull the trigger and you're ready to blaze away. A touch of the bolt retracts the point. A young ranger's homework will be done in no time with this sporty black-and-gold plastic pen. $1.00, 6 for $5.50, 12 for $10.00. Decorama, Dept. 18, 240 East 92nd St., Brooklyn 12, N. Y.

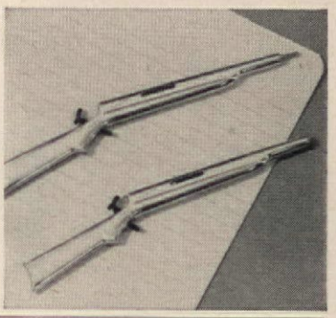

KEEP FOREVER THE WEDDING DAY LOVELINESS OF YOUR CHERISHED BRIDAL GOWN

Now it's easy to recapture and preserve forever the fresh beauty of your bridal gown. The exclusive Le Boeuf Process SAFELY, gently removes stains and soil, preserves and protects your gown in sealed, full-vision, transparent case. Guaranteed against moisture, moths, mildew, etc. Free bonded pick-up and delivery wherever you live. Write for free booklet, low prices.

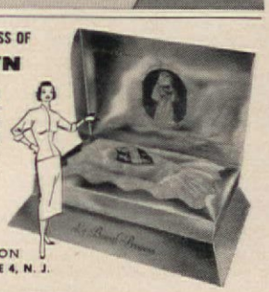

MOTHERS: *For a thoughtful after-the-wedding gift, have daughter's gown renewed by Le Boeuf.*

Le Boeuf Company BRIDAL SERVICE DIVISION 230 AMHERST STREET, EAST ORANGE 4, N. J.

SWALLOW WALL PLAQUES

All the grace and charm of swallows in flight are captured in these striking plaques. In genuine imported African mahogany finished in black or walnut—or Natural Blonde Korina. Choose the wood to dramatize your decor. **Each hand set wing** is made of burnished brass, tipped with shades of burnt sienna. Each plaque is 18" long, 13" wide. Sold in sets of 3 only.

$14.95 set of 3, ppd. plus 75¢ West of Miss.

Money Back Guarantee! *Sorry, No C.O.D.'s*

NATURE CRAFT Dept. A-5
509 FIFTH AVE., NEW YORK 17, N.Y.

MUSHROOM STOOLS BIG & SMALL

LARGE SIZE—Ht. 16", dia. 16". $4.95 Ppd.
SMALL SIZE—Ht. 11", dia. 11½". $2.95 Ppd.
Handwoven stools in a dark stained reed over a sturdy wood block with three removable legs for easy storing. A comfortable stool or footstool with many uses.

No COD's *Send for Free Catalog*

GOTHAM GIFTS
67-85 Exeter St., Dept. A5, Forest Hills 75, N. Y.

PLAY RIGHT AWAY!

Even If You Don't Know a Note of Music Now

Now it's EASY to learn ANY instrument. No boring exercises. Start playing real pieces by notes right away. Amazing progress, at home, in spare time. No teacher. Low cost. 900,000 students (including Lawrence Welk). Write for 36-page FREE BOOK. No salesman will call. **U. S. School of Music, Studio 1795, Port Washington, N. Y.** *(60th year)*

YOUR OLD FUR MADE INTO NEW CAPE, STOLE, JACKET $22.95 TAX FREE

Save Over 50%

LET MORTON'S REMODEL YOUR OLD WORN FUR COAT, JACKET, EVEN YOUR OLD CAPE INTO GLAMOROUS NEW FUR STYLE.

Includes New Lining, Interlining, Monogram, Cleaned, Glazed, Complete:

- Morton's is world's first and largest 1-price fur service.
- Widest selection over 30 styles.
- Morton's styling and work praised by Harper's Bazaar, Glamour, other fashion leaders.
- Send no money. Just mail old fur. State dress size and height. Pay postman when new fashion arrives. Or write for new 1958 Style Book.

Order By Mail

WRITE FOR NEW 1958 FREE STYLE BOOK

MORTON'S
DEPT. 21-E
Washington 4, D.C.

NOT A CANDIDATE for next winter's coat, this frisky pin-up is still almost real enough to fool the other squirrels! He's so fur-satile that he climbs a tree, the garage wall or the chimney with equal ease. He's 9½ inches long, made of brown ceramic, and he's yours for $1.59 or $2.89 the pair plus 25¢ post. Helen Gallagher, Dept. AH, 413 Fulton Street, Peoria, Ill.



THEY GO TO YOUR HEAD, these hand-tooled leather earrings that add a perfect finishing touch to a casual, tweedy costume. Carry out the theme of your leather accessories by matching these with a belt, bag, shoes or gloves. Choice of styles in natural, dark brown, navy blue, green or red. $2 a pair from Country Curtains, 100 Main St., Dept. AH, Stockbridge, Mass.



A FLASH IN THE PAN, and in no time at all you come up with six absolutely equal pieces of pie. Three quick cuts from point to point of the Even-Steven pie pan, and you are spared the embarrassment of unintentionally playing favorites. Pieces are easier to get out, too, than in a round pan. Two for $1.00. Sunset House, 71 Sunset Building, Los Angeles 16, Calif.

NEW! WALL SCISSOR LAMP $7.98 value astonishingly priced at **$3.98** (we pay postage)

OVER DESK • CHAIR • TABLE • BED

This stunning lamp will give you untold bright moments. Fits everywhere, extends a full 26" from the wall, folds up completely. Lovely star-perforated bullet swivels flexibly, accordion arm moves left and right—in and out.

Choose BLACK, WHITE, PINK or MOCHA, each with gleaming brass accents. Choose several. Enjoy new lighting comfort and beauty! Quick delivery. Send check or m.o. Your money back if not delighted.

Interstate Lighting Co. Dept. A 58 150 East 35th St., New York 16, N. Y.

Monroe FOLDING BANQUET TABLES

Factory prices and discounts to churches, schools, clubs, etc. Write for Catalog of Tables, Chairs, Trucks.

Kitchen committees, social and recreational groups, you will be interested in this modern Folding Banquet Table. America's greatest line.

Monroe Co., 112 Church St., Colfax, Iowa

CAKE DECORATORS—

You can learn to decorate cakes, too, and have fun doing it. Cake decorating is not only fun, but beautiful cakes are much in demand, and you can have a profitable business right in your own kitchen. Easily learned from illustrated instruction books. Write today for our free catalog of books, tiered stands, syringes, bags, tubes, molds, pans, candy-making and all baking supplies. **MAID OF SCANDINAVIA CO.** Dept. O, 3245 Raleigh Ave., Minneapolis 16, Minn.



TIE PLANTS WITH A TWIST!

150 FT. ROLL — $1 postpaid

Sail through this gardening chore in no time, with wire-center flat plastic tape to fasten plants and vines to stakes and fences. No tying is needed—just cut with scissors and twist! Soft vinyl Plas-Ties tape in pretty fadeproof green is waterproof and re-usable. It's flat—won't harm delicate plants. ⅛" wide. Bargain 150-foot roll is only $1.00 postpaid from Walter Drake & Sons. 405 Drake Bldg., Colorado Springs 2, Colorado.

BLUE WILLOW TABLE CLOTH

. . . for you to embroider

Helen De Motte liked it so much she featured it in the **American Home Market Place!** Lovely Blue Willow pattern stamped in Jiffy cross-stitch (5 stitches to the inch). Kit includes Supreme quality Belgian linen White cloth and all necessary floss in either Spode Blue or Pink. It's truly magnificent when finished!

54"x54" .....$5.95 54"x70" $7.50
60"x80" .....$8.75 72"x108" $15.75
Kit of 4 napkins.....$2.75

SUSAN SMITH 5 Washington St., Carpentersville 13, Ill.

Grow Plants 2 Times Bigger!—$1

Double the size of your plants just by spraying with GIBBERELL FIX! **The most fantastic new agricultural development in 50 years!** Plants bloom heavier, mature faster. Grow double-size geraniums, pansies, biennials. Increases number of flowers on African violets. Promotes vigorous growth in ivy and other ornamental plants. 4 oz. aerosol can of GIBBERELL FIX only $1, postage paid. *Guaranteed to do the job or your money back!* Order from **Sunset House, 2422 Sunset Building, Los Angeles 16, California.**

GOLD-TONED HOSTESS CART . . . and the price is right

Distinctively designed oval serving cart for your favorite hostess . . . you! Golden-toned heavy brass plated frame is finished with lustrous lacquer. Features thick glass shelves, 3" lucite wheels. Use it in any room—indoors or out. 35" high, 16" wide, 26" long. Easily assembled. only **$14.95** shipping charges collect

Write for our new catalogue!

Jenifer House Dept. A-5
New Marlboro Stage
GREAT BARRINGTON, MASS.

NARROW AS AN ARROW

are handlaced moccasins for the lass who's hard to fit. Over 223 sizes of comfortable moccasins for the outdoor girl who likes to hike, or the girl who relaxes indoors. Foam crepe soles, white, smoke, red or taffytan leather. Guaranteed. Purchases can be exchanged. Full or half sizes 3 to 13. AAAAAA to EEE. $5.95 plus 50¢ post. (COD's accepted)

Personalized Heirloom Photo Locket

Authentic reproduction of an antique solid gold heirloom, holds 4 tiny photos. 24K Gold-plated, engraved with 2 or 3 script initials, hangs from a Fleur-de-lis pin, 2½" high. UNDERLINE INITIAL OF LAST NAME. Perfect for Mother's Day! Fast delivery! $2.98 ppd.

MOCCASIN-CRAFT, 65-AF Mulberry St., Lynn, Mass.

IMPROVE YOUR FIGURE, $1.98

Stretch your way to a trimmer YOU with new, sturdy rubber STRETCH-A-WAY. Make any room your private gym in which to use this scientific exerciser. Complete with special chart to show you the safe method of toning muscles. Improve your figure—tummy, thighs, hip and bust measurements—this *natural* way! Keep fit and trim. Stores away in any drawer. *Guaranteed to do the job or your money back!* Only $1.98, postage paid. Order STRETCH-A-WAY from **SUNSET HOUSE, 2433 Sunset Building, Los Angeles 16, Calif.**

Now—the Lovely, Thick

BROADLOOM of Your Dreams

. . at Savings up to ½!

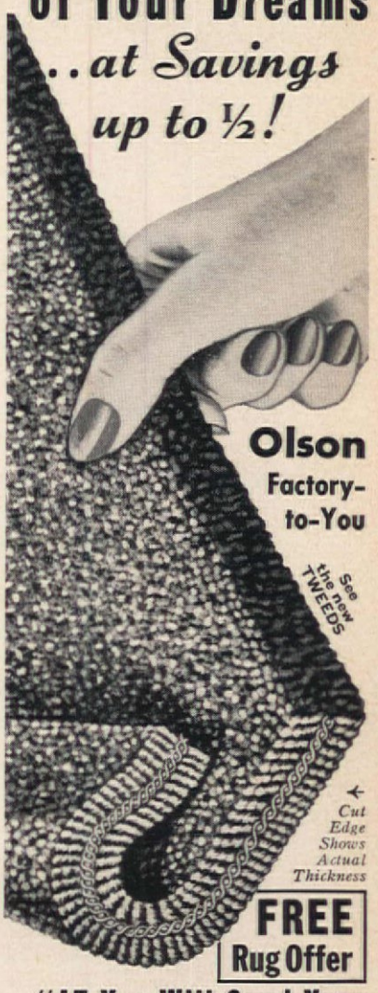

"IF You Will Send Your OLD RUGS, CLOTHING

—I GUARANTEE to send you the Finest, Longest Wearing Rugs you ever had for So Little Money."

Walter E. Olson, Pres.

No matter where you live, ***Write*** for beautiful, new, FREE Rug & Decorating Book in color and *Get-Acquainted Money-Saving Offer*. Learn how the valuable wool and other material in old carpet, rugs, clothing is scientifically reclaimed like new, bleached and separated. The seasoned wool is merged with Choice NEW WOOLS, dyed and spun into yarn. Then we weave heavy, deep-textured, Reversible, New Broadloom Rugs or wall to wall Carpeting. All this within a week. Double the wear and luxury. (12 x 15 ft. weighs 75 lbs. not 55 lbs.)

CHOICE of 44 patterns regardless of colors in your material, any size up to 18 ft., any length.

Solid Colors	Embossed Effects	Florals
Tweed Blends	Early American	Leaf, Scroll
Two-toned	Oriental Designs	Ovals

NO RISK OFFER. Send materials at Our Expense. Satisfaction guaranteed. Over 3 million customers. **Monthly Payments** if you wish.

Mail Coupon or Postcard to Nearest Address.

FREE Big New RUG BOOK in Color, Model Rooms—Free Rug Offer

Name.....
Address.....
Town.....State.....

OLSON RUG CO., Dept. E-47

CHICAGO	NEW YORK	SAN FRANCISCO
4000 Diversey	15 W. 34th St.	209 Post Street

Brighten your path, cushion your step with our charming hand-hooked stair treads. Quaint Penn Dutch design in cheery colors on a nubby beige background is a smart touch to any stairway. Sturdy cotton takes hard wear beautifully. Size 9" x 25". Satisfaction guaranteed.

FREE Summer Gift **CATALOG** — *Helen Gallagher*

413-K5 FULTON ST., PEORIA, ILL.

Bean's Free Catalog

Fully illustrated 108 pages, shows three hundred and seventy-five items of interest to both men and women—special fishing tackle, footwear, clothing, leather and canvas specialties, many of our own manufacture.

L. L. Bean, Inc.

257 Main St., Freeport, Maine

Mfrs. Fishing and Camping Specialties

DON'T BE FAT!

If you just can't reduce and have tried dieting, pills and tablets—try relaxing, soothing SPOT-REDUCER, a massager that's tested, and has U.L. approval. Lose weight where it shows most. The relaxing soothing massage helps break down FATTY TISSUES, helps tone the muscles and flesh and the increased awakened blood circulation helps carry away waste fat—helps you regain and keep a firmer and more graceful figure. When you use the SPOT REDUCER, it's almost like having your own private masseur at home. It's fun reducing this way! Lose pounds and inches quickly, easily, safely without risking health. For aches and pains due to over-exercise. Also used as an aid in the relief of pains for which massage is indicated. Sold on MONEY BACK GUARANTEE! Reduce or NO CHARGE! (FIRMS FLABBY TISSUE!) Restores elasticity to sagging skin.

110 Volts A.C.

STANDARD MODEL only $9.98
AMAZING DELUXE MODEL only $12.98
(Save 20c postage. Send payment with order)
send to BODY MASSAGER COMPANY
403 Market Street, Dept. B-35, Newark, N. J.

YOUR OLD FUR COAT INTO NEW CAPE, STOLE. $22.95 Tax Free

FREE mink bracelet with each remodeling.

I. R. Fox, fur specialist, restyles your old, worn fur coat regardless of condition, into a glamorous new cape or stole. Remodeling service includes cleaning, glazing, repairing, new lining, interlining, monogram. $22.95 complete. Send no money! Wrap up your old fur coat, mail to us now. Send your dress size and height on postcard. Pay postman $22.95 plus postage when new cape arrives. Or write for free style book.

I. R. FOX, 146 W. 29th St., Dept. K-1, N. Y. 1.

PUT YOUR HAIR UP IN SECONDS - $1

Make perfect curls every time with this new AUTOMATIC HAIR CURLER! Your curls are softer, more natural, last longer. Just put strand in slot. Push handles together for forward curl—pull handles apart for reverse curl. That's all there is to it! Fast and easy for every day use . . . wonderful for home permanents. *Guaranteed to do the job or your money back!* Only $1, postage paid. Order AUTOMATIC HAIR CURLER direct by mail from **SUNSET HOUSE, 2286 Sunset Building, Los Angeles 16, California.**

Solid CHERRY 6-LEG DROP LEAF TABLE

$65.00

Check or M.O.
Express Collect

Shipped direct to you in moisture-proof wrap. Assembles quickly to big (open 39" x 72", closed 24" x 39") beautiful solid cherry drop leaf. Satin smooth, ready for your favorite finish. Complete with assembly and finishing instructions. An evening's fun saves you over 50%.

Send 25¢ for complete catalog of solid cherry reproductions.

CHERRYCRAFT DEPT. A-558 Pittsford, N. Y.

If Your Child Is a Poor Reader

See how *The Sound Way To Easy Reading* can help him to read and spell better in a few weeks. New home-tutoring course *drills* your child in phonics with records and cards. Easy to use. University tests and parents' reports show children gain up to *full year's grade in 6 weeks!* Write for free illustrated folder and low price.

Bremner-Davis Phonics, Dept. Y-4, Wilmette, Ill.

EARN BIG $$$
LEARN **LAPIDARY**
GEM CUTTING & JEWELRY ARTS

MAKE JEWELRY PIECES
FOR FUN — FOR PROFIT

Now you can make amazing, professional-looking items in your own home. Write for outstanding bible of the industry . . . Grieger's Encyclopedia of Lapidary. New . . . over 320 pages . . . 2000 pictures . . . 30 articles . . . source data for everything you need. Send for FREE INFORMATION TODAY . . . at no obligation. ACT NOW.

GRIEGER'S INC. Dept. 256, 1633 E. Walnut Pasadena 4, Calif.

Recover Your "DIRECTOR" CHAIRS

Only $2.75 *per set ppd.*

Slip-on Back, Tack-on Seat

Simple to put on—rugged enough to last for years, these attractive coverings (18 ounce-per-square-yard sailcloth) are designed for a chair seat approximately 16" by 26" and a chair back 7" by 22". Coverings have white piping along edges and are available in red, blue, turquoise, green, coral, yellow, white, black or chartreuse. Match up your chairs in the color of your choice!

Send for free gift catalog

EMATOL PRODUCTS CO.
BOX 95E, SOUTH WEYMOUTH, MASS.

HOME TO ROOST. Whether you live in the country or not, weather eyes will turn to your roof if it's wearing this handsome vane. It's made of sturdy black rustproof aluminum, and you may have your choice of either a proud and cocky rooster or a graceful stallion on the run. $9.95, from the Cape Cod Cupola Company, Dept. 76, North Dartmouth, Massachusetts.

THE FISH STORY is told simply and pointedly with these natural-pine fishing quotes. The family fisherman will enjoy hanging "You Should've Been Here Yesterday" outside the door to greet his guests on arrival, "Just Wait Till Tomorrow" inside the door as a parting message. $2.65 each or $4.45 for the pair. Yield House, Dept. A8, No. Conway, New Hampshire.



UNDER-CUPBOARD STUFF. There's no longer any need to mar your wooden cabinets with brackets for a can opener. The Wako folding support is attached easily to the *bottom* of a wall cabinet, locks up out of sight when can opener is not in use. Works with any wall-type opener. $2.25 alone, or $4.89 including can opener. Wako Products, Dept. AH, Napoleon, Ohio.



Printed Name and Address Labels

1000 sparkling gummed name and address labels nicely printed with your full name and address with a lovely plastic box for just $1, postpaid! 5 orders or more at 75c per order. WORTH MUCH, MUCH MORE! 1001 uses! Stick 'em on letters, cards, packages, checks, etc. Makes a fine gift! 300 name and address labels 50c. Same fine quality labels but NO plastic box. Just 50c postpaid. Money-back guarantee. TOWER PRESS, Inc., Box 591-FR, Lynn, Mass.

---

fits any mailbox install in a minute



$1.95 postpaid

DAY-n-NIGHT mailbox marker

Your name (or any other wording you want, up to 17 letters and numbers) appears on both sides of your DAY-n-NIGHT Mailbox Marker, in permanent raised letters that shine bright at night! Fits any mailbox—easy to install in a minute. Rustproof—made of aluminum; baked enamel finish, black background, white letters. Your Marker shipped within 48 hours. Satisfaction guaranteed or money back.

Only $1.95 postpaid from

Spear ENGINEERING COMPANY
848 Spear Building,
Colorado Springs, Colorado

WANTED—individuals and clubs to make money taking orders for nationally-advertised DAY-n-NIGHT Markers and DESK-n-DOOR Markers. Easy-to-use Money-Maker Method. Send for FREE complete kit—start making money immediately!

SPRINKLES A SQUARE

2 to 40 feet

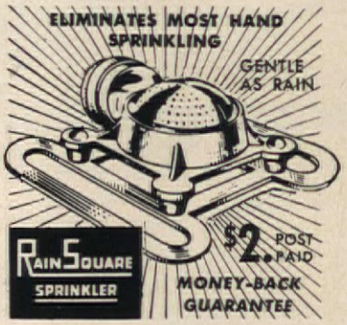

PETERSON COMPANY

4949F Colorado Blvd., Denver 16, Colo.

PUMP WATER DRY—SAVE MONEY

Suct-Dri



only **$2.75** postpaid

Without electricity or moving parts this suction drainer pumps 330 gallons of water per hour from flooded cellars, pools, trenches, etc. Just attach with a garden hose to any screw-type faucet, attach another section of hose to the discharge end, turn on the water and it goes to work. **Mail your order today.**

MEDFORD PRODUCTS, INC., Dept. AHS
P.O. Box 39, Bethpage, N. Y.



BRAIDED RUG SUPPLIES

EXTRA HEAVY, FINEST QUALITY **100% WOOL!**

All Wool Rug Material prepared for braiding, hooking, weaving, 14 colors. LOW FACTORY PRICES! Satisfaction Guaranteed. Write for FREE SAMPLES and literature on this quality rug material — as well as on our economy-priced *READY-MADE braided rugs.*

BLOOMFIELD WOOLEN COMPANY
Department AH-58 • BLOOMFIELD, INDIANA

CHARM-ING IDEA, Mother's or Grandmother's (specify) charms for your bracelet. They're 1½" in diameter, are engraved with each child's name and birthdate. Room for six per side. 12 karat gold-filled or sterling silver. Each disc is $6; add $1 for each child's engraving. (Linked bracelet, $4.50.) Wayne Silversmiths, 546 A South Broadway, Yonkers 5, N. Y.

ONE-CAKE STANDS of clear, American pressed glass look like antique shop loot because they're made from the original old Victorian molds. Simply styled to blend with any silver or glassware pattern. Pretty, too, used in tiers for salads or fruit. 6" in diameter, $2.50; 8", $3; 10", $4; 12", $5; 14", $6. Add 50¢ postage. From Red Oaks, Dept. AH-1, Prairie View, Illinois.

IM-PRESS-IVE is the word for this new hemming gauge that cuts out the need to pin or baste. Just bring the cut edge up to the line on Hem-Rite that indicates the right hem depth, and steam press. Gauge has a curved edge for use on circular hems; rounded corners ease the making of collars and pockets. $1.50. Hem-Rite, Dept. AH, 536 S.E. 6th Ave., Portland 14, Ore.

color
that really lasts
on concrete...

KEMIKO

PERMANENT CONCRETE STAIN

Drab concrete areas come to life in the colors of your choice! Kemiko applies easily, does not hide interesting surface textures or variations. Changes lifeless gray cement areas to Grand Canyon Colors. As permanent as the concrete surface itself!

ROHLOFF & COMPANY AH-1
918 NORTH WESTERN AVE., HOLLYWOOD, CALIF.

Name _____
Address _____
City _____ Zone ____ State ____

BEAUTIFUL GRAND CANYON COLORS

Use indoors or out on any concrete surface. Make interesting flagstone effects. Send coupon today for free descriptive folder in full color.

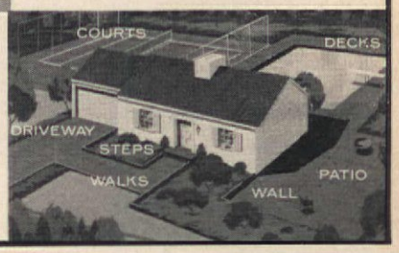

Quick, Decorative Radishes—50c

Just one push of the radish on this ingenious little plastic device and *like magic*—a perfect rose of a radish! Quick, safe, automatic . . . easy to clean! No sharp knives. Now you'll have time for decorative radish roses on every relish plate you serve. ROSEBUD RADISH MAKER only 50¢, postage paid. *Guaranteed to please or your money back!* Order direct by mail from **Sunset House, 2288 Sunset Building, Los Angeles 16, California.**

HEIRLOOM BRACELETS



for proud mothers and grandmothers

Our 7¼" heirloom bracelets proudly proclaim the beloved children or grandchildren . . . each ¾" charm is engraved with a child's name and birthdate. Of excellent weight and quality, these adorably crafted Baby Shoes or Silhouettes will make a treasured gift. Specify **Sterling Silver** or **12K Gold-Filled.** Add more as the family grows. Immed. Del.—MOTHER'S DAY DELIVERY ASSURED.

BABY SHOES $1.95 ea. | **SILHOUETTES $1.10** ea.
BRACELET $1.95 | **BRACELET $1.10**

Prices include engraving, tax, postage.

SOLD BY MAIL ORDER ONLY AT THESE SPECIAL PRICES

ZENITH GIFTS 58-K Post Office Bldg., Brighton 35, Mass.

SPARE TIRE SLIP COVER

- Protect your luggage—will not become scuffed or marred when using this cover.
- Place tools in pockets.
- Provided to keep trunk in orderly fashion.
- Holds flashlight.
- Made of heavy gauge durable vinyl plastic.

$3.00 ppd. cash, check or money order.

M & S ENTERPRISES Box 17248, San Diego 17, Calif.

HIDE A BAR

COMPLETE OR IN KIT

LOCKING—ROLLING—FOLD-UP BAR
HOLDS 40 BOTTLES—4 DOZEN GLASSES

Now—the most completely versatile bar ever. Use it locked, as liquor cabinet; open, for self-service; rolled out from the wall, turned around, for bartender service. It hinges open, holds 20 bottles liquor, 20 bottles mix, nearly 4 doz. glasses, and all bar accesories. Adjustable shelves, brass guard rails and fittings. Fits smartly into home, apt., office, cottage. 21" W., 19" D., 36" H.—open 38" W. Finely crafted of knotty pine. In satin smooth honey tone or lovely maple liquor resistant finishes **$49.95**

IN EASY HOME KIT—Louvered doors complete. Parts fitted, drilled, sanded, etc. Simple instructions **$32.95**

Express Charges Collect

48-Page Catalog—175 Pieces—10¢ coin or stamps.

Not Sold in Stores
Money-Back Guarantee

YIELD HOUSE Dept. A5-8, No. Conway, N.H.

THE APPROVED ORIGINAL **$14.95** PPD.

BURN TRASH OUTDOORS

Safe—convenient—thrifty. Ends burning, flying ash, minimizes smoke, smell—burns damp, dry, green refuse to fine ash in any weather. Safe without watching. Made of rust-resistant aluminum bonded to steel. Approved by fire depts. 2-bushel Model A (21½" x 27")—$14.95 ppd. Guaranteed. Larger and stainless models available.

ALSTO COMPANY
Dept. AH-5, 4007 Detroit Ave.
Cleveland 13, Ohio

TROUBLED WITH UNWANTED HAIR?

You needn't be! Now you can remove unwanted hair forever—in the privacy of your home—with the famous Mahler Hair Removal Epilator! Acclaimed by thousands of women who have discovered how Mahler destroys the hair root permanently! By following our instructions you, too, can learn to use the Mahler safely and efficiently! Positive money-back guarantee! Act today!

MAHLER'S INC. Send 5¢ for illustrated 16-page booklet "New Radiant Beauty"!
DEPT. 838-F, PROVIDENCE 15, R.I.

LOSE WEIGHT IN 10 DAYS!

New, proven SLEND-A-GIRL PLAN guarantees you a trim figure in days! No unpleasant diet, gruelling exercise or intense hunger. Contains gelatin protein for firm tissue . . . pectin cellulose to help curb appetite. *Reduce up to 5 pounds in 10 days—15 pounds in a month . . . or your money back!* Ten-Day Plan (30 capsules) $1.49. Thirty-Day Plan (90 capsules) $3.98. Postage paid from Sunset House, 2446 Sunset Building, Los Angeles 16, California.

U-DO-IT KIT

SANDIAL PLAY SHOES

Delightfully comfortable, Sandials are ideal for dress, play, beach or travel.

Finest quality calfskin leather toe, fringe cut, soft springy crepe rubber sole, heel permanently attached, stitching holes punched, leather insole and complete U-Do-It instructions.

In sizes 4-9, medium or narrow. Order by size and width. Worth approximately $4.50.

With Straps ..... $2.45 pair ppd. 3 for $6.35 ppd.
Without Straps ..... $1.95 pair ppd. 3 for $5.00 ppd.

FREE — 100 PAGE LEATHERCRAFT CATALOG

TANDY LEATHER CO. *(Since 1919)*
P. O. BOX 791-EX FORT WORTH 1, TEXAS

MORE BRILLIANT than DIAMONDS

You Won't Believe Your Eyes

GLAMOUR MAGAZINE (June 1953) said: "The average person would find it hard to distinguish this stone from the crystallized carbon turned out by nature. It's a JARRA GEM!" Yes, JARRA GEMS look like the finest diamonds, a miracle of modern science, yet cost only $24 a full carat unmounted.

FREE BOOKLET tells amazing story of the JARRA miracle gem. Shows 14K gold pins, earrings, ladies' and men's rings. *Easy monthly payments.* Visit our showroom.

Jarra GEM CORP., Dept. A-52
489 Fifth Ave., New York 17, N.Y

DOWN COMFORTS *Beautifully* RE-COVERED

Also Wool Comforts Re-Covered . . . and . . . Feather-Fluff Comforts Made from Heirloom Featherbeds. Write for **FREE** samples of coverings, testimonials and picture folder. No salesmen — Mail order only!

© 1954

ALDEN COMFORT MILLS-AH
Box 6070 Dallas, Texas

Traditional Early American BLACK CAST IRON PLAQUES

CONESTOGA WAGON (photo)
24" wide x 9" high, wt. 8 lbs. **$7.95**
APPLE PICKER (sketch B)
7" wide x 18" high, wt. 4 lbs. **$5.95**
PLOWER (sketch C)
18" wide x 9" high, wt. 4 lbs. **$5.95**

Large, eye-catching decorator pieces created by master craftsmen. Ideal for indoor walls, fireplace, etc., outdoor entrance, chimney, garage or wall area.

Shipped postage paid—mounting holes drilled—ready to install. Guaranteed.

GEORGE INTERNATIONAL
P. O. Box 596, Dept. B, Virginia Beach, Virginia

How to have the best looking haircuts in town for a dime!

IF YOU CAN COMB HAIR YOU CAN CUT HAIR WITH NEW *Supreme* ELECTRIC HOME HAIRCUTTING KIT

Now you can cut kids' hair at home and get perfect haircuts every time with the new Supreme Electric Home Haircutting Kit. It is the quality kit specially designed for fussy folks. It has everything you need for professional results . . . including a crew-cut attachment that works on a comb principle. You simply "comb in" a perfect trim . . . give Junior the best crew cut he's ever had! And Supreme can help the man of the house keep that neat fresh-cut look—make haircuts last almost twice as long.

Divide the Supreme purchase price by the number of haircuts a family of four or five ordinarily gets in 2 years. This brings the cost of each Supreme haircut down to about a dime. Get a Supreme Kit today and start saving more than $50 a year.

New Supreme Kits Have Everything You Need for Professional Results!

Complete Supreme Kit shown . . . $14.95

On sale at drug, department and hardware stores

Newest edition of the American HOME Pattern Book. 164 pages of over 450 best-selling American HOME Patterns. From the front door to the back, all through the house; for the fellow who likes outdoor living; for the gal who likes homemaking; for everyone who likes to live right, but wants to save money too: this is for you. Patterns for home workshop; needlework; outdoors; indoors, and for a Merry Christmas, too. Price $1.25.

PATTERNS FOR SALE

1278



BUILDING—Don't let limited budgets deprive you of the satisfaction of owning beautiful furniture. Build your own with American HOME Patterns. #1278, 50¢, is a cobbler's bench, as American as corn-on-the-cob. Below this #2010, 50¢, a fine dry sink.

2010

1678

1018T

PAINTING—Whether you paint a picture to hang like #1678, 50¢, or your kitchen cabinets with designs like those in pattern #1018T, 40¢ (which would be just as good on a chest) you will achieve a glow of pride in your handiwork.

ORDER FROM: AMERICAN HOME PATTERN DEPT., BOX 296, FOREST HILLS 75, N.Y.

Send check or money order (no stamps, please). New York City residents add 3% city sales tax. Allow 3 weeks for handling and mailing.

THE INITIAL BUSINESS provides easy identification, the Saf-T-Lok guards the keys, and the key chain carries a cross to make it a thoughtful gift for Mother's Day, Graduation, or Confirmation. The disc is engraved with two or three initials, and you may have your choice of gold or silver plate. Send $1.50 to Milo Fashions, 65 A-4 Buffum Street, Lynn, Massachusetts.

THE DISH RAN AWAY with the Spoon, probably to join its matching ceramic jug which holds a generous 24 oz. Fill the deep plate with fruit or cereal, the jug with milk, syrup, juice or sauces, for a charming breakfast setting. The country-scene design is in pink or blue on a white background. $2.95 a set, two sets $5.50. The Added Touch, Dept. AH, Wynnewood Pa.

THE SCOOP OF THE MONTH has a "grater" number of uses than any we've ever seen. Of mellow pine, the scoop has a removable metal grater for cheese, vegetables, or what you will. Makes a charming planter for the kitchen wall, as well as an ingenious holder for the daily batch of mail. It's $2.98 from Country Custom Pines. 8251 AH, Tapia Via, Cucamonga, Calif.



EASY WAY TO FILE CHECKS—$1

CHECK-SAFE holds 800 cancelled checks, a 5-year record. Keeps them safe, clean—always in place for easy reference. Helps you budget. Keep a check on your personal spending habits. Cancelled checks are your best receipts—they act as important records. Essential for income tax purposes. Green Ripplette covered box, gold stamped. 7¼"x5"x3¼". Tax index dividers included. *Satisfaction guaranteed or your money back!* Only $1, postage paid. Order CHECK-SAFE direct by mail from **SUNSET HOUSE, 2426 Sunset Building, Los Angeles 16, California.**

ancient heraldry—FOR MODERN DENS

Brass stallions, poised for battle, and for a den or library wall! Wooden shields, swords, make a warm contrast to the gleaming metal. Each 18" high, 24" wide.

$15.95 pair, ppd.

Sorry, no COD's. Write for Free catalog.

CURRENT ARTS, Dept. A5
Box 44, Brentwood, L.I.

BACKYARD OUTDOOR GOLDFISH & LILY POND Sets Up In 15 Minutes

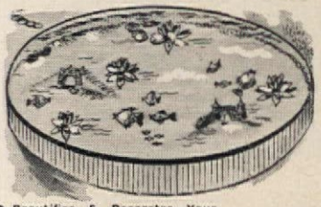

- Beautifies & Decorates Your Lawn and Garden.
- Adjustable Size & Shape Up To 4 ft. Dia. & 2½ ft. Deep.
- Can Be Landscaped, Terraced, Ornamented, Planted.
- Completely Weatherproof Aluminum & Plastic Construction.

9.95 postpaid

Improves the appearance of any lawn, yard or garden. No limit to how elaborately this colorful pond can be landscaped. Black plastic bottom gives appearance of great depth, yet size and shape can be adjusted from circular, to oblong, kidney shape or free form and 6 inches to 30 inches in depth. Easy-to-follow complete set-up and planting instructions given.

GOLDEN RULE CO. Dept. P-24
Box 345, Linden, N.J.

BIG $$$ CAKE DECORATING CANDY MAKING

HOUSEWIVES WANTED! No Experience Necessary. Spare or full time. Endless demand for lovely original Cake Decorations and luscious Professional Candy for Xmas, Easter, Weddings, Parties, all holidays and occasions. We show you how to turn your kitchen into a gold mine, start your own business small, grow big! No capital required, no age, educational limits. *Big Money* from clubs, churches, business firms, parties, weddings, birthdays. Write for free facts on complete home instruction. **Candy & Cake, Dept. 92, 3209 W. Olympic, Los Angeles, California.**

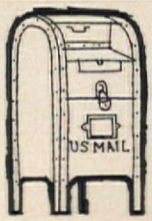

ZONED MAIL

indeed fulfills a need

The Post Office has divided 106 of the country's biggest cities into postal delivery zones to speed mail delivery. Be sure to include the zone number when writing to these cities and, if you reside in one of them, to include your own number in your return address. The correct place for it is after the city, before the state.



WISHBONE PEARL RING. An unusual mounting, almost heart-shaped, for a genuine cultured pearl makes this a ring to make come true the wishes of the sweetest girl you know on her sixteenth birthday or graduation. Design makes fingers look gracefully tapered. 14K yellow gold. $12.95 tax incl. Berman's, Dept. AHM, Berman Bldg., Baltimore, Md.



THE FLOWER OF YOUR HEART will be a new *Double-Flowering* Gloxinia, which thrives indoors and out. Blooming twice a year, double flowers come in *Fiesta*, a blazing red, or *Sunrise*, red with white border. Guaranteed to bloom in 60-80 days. 2 plants (1 of ea. color), $3.75; 4 plants (2 of ea.), $7; 10 (any choice), $15. Stern's Nurseries, Dept. AH, Geneva, N. Y.

EASY TO GET AROUND all the equipment you need for any chore when you load it onto a utility tray-dolly. The heavy-gauge steel base is 15" across and will take a heavy ash can, your scrub pail, paint, tools, or all your cleaning aids. 3 swivel, ball bearing casters roll it easily. Round tray has 1¼" deep rim. $2.98. Breck's, 252 Breck Bldg., Boston 10, Mass.

Olde New England Sewing Bucket 23" High; A Lovely End Table!

A beautiful Piece of Furniture! Hand-turned by village craftsmen from hardy native pine. Plenty of storage for scissors, yarn; spindles for thread. When finished, pop your needles into cushion, drop lid, *presto!* A lovely End Table! Hand-rubbed Salem Antique finish. **Small:** 23" high (lid down) 13" diam., only **$11.95**, ppd. Large: 24" x 15½", only **$12.95**, ppd. (Add 75c W. of Miss. R.) **Money back if not thrilled!**

ONLY $11.95 postpaid

PUDDIN' HOLLER, Box 11 East Swanzey, New Hampshire

FRANKLIN STOVES

Inexpensive to operate and comfortable to use. These stoves lend enchantment to interiors, old and new. Provides more heat and all the cheer of an open fireplace. Charcoal broiling cooking convenience. *For information write to Dept. AH-1.*

PORTLAND STOVE FOUNDRY CO., Portland, Me.

SWIVEL CAPTAIN'S STOOL

Sturdy, Concealed Ball Bearing Swivel

Now—a swivel stool styled for the home. For drink or food bar, counter, work table, office, etc. Large contoured seat, wide form-fitting back in thick knotty pine. Legs and rungs hardwood. Rungs just right height for young or old. Ideal child's chair (leg turnings easily sliced off as child grows). Finest handcrafted quality. In mellow honey-tone knotty pine or lovely maple finish. Seat ht. 30 in. or 24 in. (specify) **Only $16.95**

COMPLETE KIT—for easy assembly. Fitted, drilled, sanded, etc., simple instructions. **Only $11.95**

Shipping charges collect.

New 48 page catalog. Finished and Kit Furniture and Wall Racks in Friendly Pine. Send 10c, coin or stamps.

COMPLETE OR IN EASY 1-HR. KITS

Immediate Delivery Not Sold in Stores Money Back Guarantee

YIELD HOUSE
Dept. A5-8, No. Conway, N. H.

KNOX GELATINE

THE ONE WAY TO HELP

SPLITTING NAILS

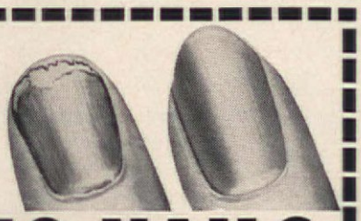

SHOWN AGAIN BY NEW MEDICAL RESEARCH

No need to waste money on expensive, unproved, multi-dose capsules. Once a day drink one envelope (115-120 grains) of proved *Knox* in bouillon, fruit juice or water. About 5¢ per envelope. This way 7 out of 10 restored fingernails within 90 days.

TO DOCTORS:
For reprints of clinical reports published in medical journals, write Knox Gelatine, Johnstown, N. Y.

AT YOUR GROCER'S

© 1958 Knox Gelatine Co.

SAVE $1.25 PER GALLON!



Big Devoe House Paint Sale is out of this world

$1.25 off on All-Weather House Paint

The toughest house paint you can buy! Self-cleansing, mildew-resistant. Keeps its rugged finish, bright color, for years.

$1.25 off on Trim & Shutter Colors

High gloss enamel finish with tough alkyd base. Use on wood or metal trim, shutters, doors or furniture. Excellent hiding power.

$1.25 off on Porch & Floor Enamel

Covers wood, cement, linoleum, metal, canvas—indoors or out. Dries overnight to high gloss. Alkyd base withstands severest traffic, weather.

$1.25 off on Triple Cover House Paint

Full oil gloss house paint used by professional painters. Has excellent hiding power. Goes on smoothly, resists streaking.

EXTRA BONUS! Save $2.96 on 4" Wonder-Stroke Brush

Now you can get this professional brush at a special low price. It's a $5.95 value—yours for just $2.99 when you purchase 4 gallons or more of these Devoe exterior paints.

Devoe & Raynolds Co., Inc.
New York, N.Y. • Louisville, Ky.
Branches in principal cities

Find Your Nearest Dealer in the Yellow Pages

DEVOE PAINT

How to select a paintbrush

A good brush performs better... wears longer... saves you money

Check these points when buying your next paintbrush. First, look for a full stock of bristles in a firm, strong setting (1). Avoid brushes with loose bristles.

1

Then inspect the individual bristles closely (2). They should be finely tapered, with slightly curled tips.

2

Look again and be certain a generous portion (at least 10 to 20 per cent) of the bristles have tips which are split or "flagged" (3). Your final assurance of a brush which will give the best painting performance is bristles of varying lengths (4), but with a high proportion of longer lengths.

3

4

5

If the brush you look at passes all these tests, it will have a greater working and paint-holding capacity and eliminate excessive dipping. It will (5) release any type finish smoothly and evenly on any surface. The result will be a professional-looking paint job.

One short cut to selecting a good brush is to look for the black and yellow tag, signifying a brush with TYNEX nylon bristles (6). Properly made paintbrushes with tapered bristles of improved Du Pont TYNEX nylon give you better painting performance. They pick up a full paint load at every dip and give velvet-smooth paint-out. With proper care, brushes with durable bristles of TYNEX clean easily... rinse thoroughly... are quickly ready for another job.

6

FREE—An illustrated booklet prepared by Du Pont painting experts on "How to Choose and Use a Paintbrush." Tells how to paint walls, ceilings, trim, furniture, radiators and do other special jobs. Gives tips on the correct painting stroke, how to hold a paintbrush, how master painters dip their brushes, how they clean them. Gives five helpful pointers on common mistakes in painting. Tells what kind of paintbrush to use for each painting job. To get this valuable booklet, just send your name and address to E. I. du Pont de Nemours & Co. (Inc.), Polychemicals Department, Room 525, Du Pont Building, Wilmington 98, Del.

TYNEX is the registered trademark for Du Pont nylon bristles.

DU PONT TYNEX® NYLON BRISTLES

Better Things for Better Living ... *through Chemistry*

Coming in June

HOW TO KEEP A MAN

June is the month devoted to keeping Pappy happy. Next month, we will present 88 bright-eyed ideas on how to keep a man . . . to keep him in the limelight, to keep him picnic happy, to keep him atop the roost on Father's Day!

HOW TO MAKE THE GREEN GRASS GROW

Some timely advice for summer lawn care . . . to insure you a luxurious growth of green all summer long.

AND NOT TO BE MISSED...

Hints on pest control or how to get rid of the bugs . . . *plus* "The Walls Come Tumbling Down," a delightful remodeling story!

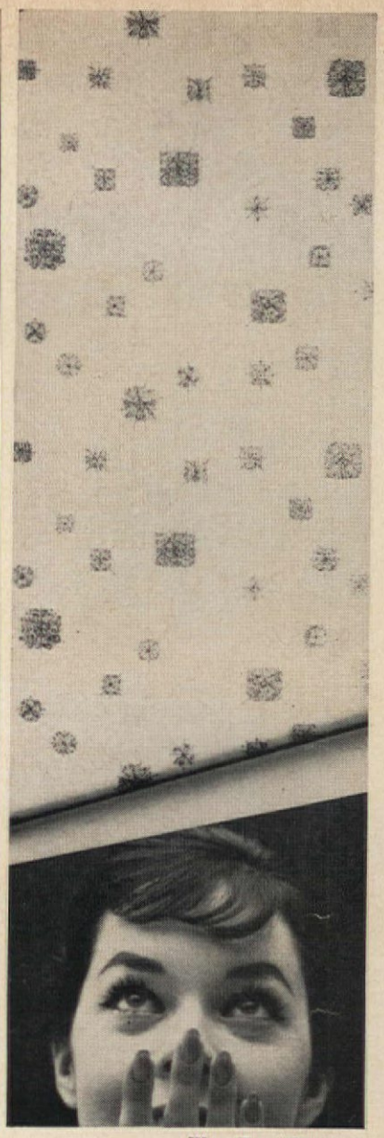

WALL-TEX "Citation"

Walls of canvas say nice things about you...

Unlike ordinary wall coverings, WALL-TEX is *fabric*. It has warmth, color, texture you can actually see and feel. It gives bare walls the same luxurious look that fine carpeting gives a cold, bare floor. You'll find WALL-TEX in nice homes everywhere.

WALL-TEX won't scratch or tear. The beautiful colors never fade. They're even scrubbable. And the sturdy canvas backing protects your walls, prevents cracks, hides blemishes.

Send for it. See over 200 WALL-TEX patterns at your decorating store. Or send 10c for swatches and Decorating Guide. Columbus Coated Fabrics Corp., Dept. AH-558, Columbus 16, Ohio.

Wall-Tex®
Scrubbable Wall Canvas

IN CANADA: EMPIRE WALLPAPER & PAINT, LTD.

PRINTED LETTERPRESS IN THE U. S. A. BY THE CUNEO PRESS, INC.

KENTILE CORK

ON TODAY'S SMARTEST FLOORS

Why not do your floor and walls yourself? It's so easy and economical. Remember, too, tile costs less to have installed than flooring in rolls. Brass star inserts add richness. Kentile® Cork Tile is available in light, medium, and dark shades and a wide variety of sizes and thicknesses.

Wonderful news! An exciting advance in KENTILE Cork Tile now brings you all of cork's burnished beauty and elegance. New HOME-WEIGHT—for much less money—is resilient . . . warm and quiet under foot . . . waterproof . . . a cinch to clean . . . and lasts a lifetime. Perfect, too, in any décor—modern or traditional!

P.S. *Interested?*

Your Kentile dealer is listed under FLOORS in your classified telephone directory. Or write for exciting, idea-giving free booklet, to Dept. 2, Kentile, Inc., Brooklyn 15, New York. Kentile Floors are available in Cork, Vinyl Asbestos, Rubber, Solid Vinyl, Cushion-back Vinyl and Asphalt Tile . . . over 175 decorator colors!

© 1958, Kentile, Inc.

My Mommy
washes everything nice
in Ivory Snow!



Safest possible soap for all your nice machine washables!

Wonderful Ivory Snow gets baby clothes and diapers gentle-clean . . . leaves them free from irritating deposits and far softer than washday detergents can! Safe as can be for your best things, too—leaves woolens downy-soft . . . delicate colors and fabrics fresh and lovely. Ivory Snow . . . only soap both Ivory-safe and granulated for machine efficiency!

99 44/100% PURE® with Beauty Glow

THE AMERICAN HOME

Vol. LIX

December 1957 to May 1958

INDEX TO The American HOME

Volume LIX — December, 1957 to May, 1958

Copyright, 1958, by The American HOME MAGAZINE CORPORATION, New York 22, N. Y.

aham, Henry, article on, Jan. 12
ess Anne Seymour Collects Angels, Dec. 34
arn, David M., article by, Feb. 93
Heads on Deck!, March 90
obrook, Jerry R., decorator, Jan. 37
dersons, Oscar, article on, Jan. 10
nouncing for 1958, Jan. 64
other Success Story, Feb. 105
, Henry B., landscape architect, Jan. 46
stin, Jean, article by, Dec. 56, Feb. 66, March 25, April 40, May 41

k-Yard Fun on Ice, Jan. 26
ker, Mrs. Okley, home of, Dec. 6
nett, Mr. & Mrs. Mervyn, home of, Jan. 42
sics for a Better Diet, April 53
Your Own Landscape Architect, Feb. 61
ach, Ellarose, article by, May 30
ndix, Mr. & Mrs. William, home of, March 50
st House For the Money In California, Feb. 22
" " " " " Florida, Feb. 30
" " " " " Illinois, Feb. 26
" " " " " Maryland, Feb. 28

Best House For the Money In Massachusetts, Feb. 18
" " " " " " Michigan, Feb. 34
" " " " " " New Jersey, Feb. 16
" " " " " " New York, Feb. 20
" " " " " " Ohio, Feb. 24
" " " " " " Pennsylvania, Feb. 2
" " " " " " Texas, Feb. 14
" " " " " " Virginia, Feb. 32
Blackburn, Irving N., article on, Jan. 12
Blueprint House #60, April 38
Boyer, Dick & Mary Ellen, home of, Jan. 40
Brassard, Gertrude, article by, Dec. 41, Jan. 81, March 16, March 20, May 86
Brightbill, Dorothy, article by, Dec. 42, Feb. 84, March 46
Bring Out the Best in Your Home, Feb. 58
Build This Special Table for Sewing, Jan. 90
Burgoyne, Ernest, article by, March 95

Calorie Counter, Jan. 62
Can You Afford the Frosting, March 50
Can You Live With Your Decorating Scheme, Jan. 44

Capeland, Nancy, letter of, April 7
Carport-Tool Shed, April 34
Carstens, H. H., article by, Jan. 12
Casey, Lowell, architect, Dec. 92
Chicago Home Furnishings Show, May 13
Christmas, Dec. 73
Christmas print, "Winter Memory," Dec. 10
Christmas Stories to Make You Smile, Dec. 10
Church, Thomas D., landscape architect, Jan. 47
Citation Home Winners, Feb. 11
Clear the Track! Here Come the Model Rail Fans, Jan. 12
Cobb, Hubbard H., article by, Jan. 48
Coffin, C. F., architect, Feb. 28
Complete Plans For This Charming Family Home $5.00, April 38
Contrasts In Design, Dec. 84
Cook, Mr. & Mrs. Edward, home of, May 36
Copp, Jr., Joseph, landscape architect, Jan. 37
Crabtree, Walter, architect, Dec. 84

Dalsimer, Inc., landscape architect, Jan. 47
Darbyshire, Martha B., article by, March 51, April 86, May 36

The American HOME MAGAZINE CORPORATION

Editorial Offices
300 Park Ave., New York 22, N. Y.

1958

Subscription Dept.
The American HOME Bldg., Forest Hills 75, N. Y.

214000

Day or Night, April 86
Dean, Mr. & Mrs. Floyd, home of, March 48
Dean Bacon Cooks Good Victuals, May 41
Dedicated Gourmet, April 40
De Fulio, Mr. & Mrs. James, home of, May 27
Deft, Transformation, On A Piggy Bank Budget, Dec. 82
Determined To Have a Home, May 9
Dietz, Betty A., article by, Dec. 16
Dixon, Mrs. C. P., parking area of, Jan. 47
Do Don't, Feb. 82
Do-It-Yourself Club Works Together, Jan. 10
Do You Need Mortgage Insurance, May 24
Does It Pay To Plant Trees?, April 74
Don't Hit the Ceiling About Your Floors, March 116
Drasdo, Mr. & Mrs. Albert, garden of, April 29

Easter Egg Ideas, article on, March 16
Emerson, James, interior, Feb. 108
Emphasis On the Lower Level, Jan. 40
Ever Run Across an Antique Adaptor?, Feb. 63

Family Food, Dec. 54, Jan. 61, March 58, April 53
A Few Flowers . . . A Few Minutes, March 28
Fifty-Year-Old Home Starts Life Anew, Jan. 50
Floral Arrangements, Jan. 52, March 28, May 38
Flower Show At Home, Jan. 52
Food For Smallsters, March 54
Ford, Mrs. Gladys, Christmas story, Dec. 10
Forester, Leslie R., article by, Jan. 33, Feb. 63, March 37, April 27, May 13
Fortescue, Priscilla, home of, March 25
Fresh Flowers Forever, May 86
Frew, Mr. & Mrs. John, designer of Blueprint House #60, April 38
From Outmoded To Model Kitchen, April 68
Fun & Fancy-Work, May 32
Furnishing Our New Home With Antiques, Jan. 92

Gain A New Room With A Dormer, Jan. 48
Gardening, article on, Feb. 59
Gebers, Jane Watson, article by, Feb. 100
Gerke, Walter & Florence, landscape architects, Jan. 46
Gonzalez, Joseph C., article by, Dec. 94
Good Victuals, Dec. 56, Feb. 66, April 40, May 41
Good Victuals 'round the Christmas clock, Dec. 56
Gray, Lee Learner, article by, Jan. 44
Grissom, Mrs. John, Feb. 6
Guts or Gimmicks, April 82

Haeberle, Louis F., article by, Jan. 26
Halley, Chester, article on, Jan. 12
Hand, Jackson, article by, May 78
Hanson, C. Wade, parking area of, Jan. 46
Hardin, K. N., Christmas Story, Dec. 14
Hart, Barbara, author, March 32
Hastings, W. Ray, article by, Feb. 95
Head, Ethel McCall, article by, March 50
Heylman, Warren Cummings, architect, Jan. 50
Hill Pays Off In Seattle, Dec. 92
Hoge, De Forest, article by, May 24
Holiday Tid Bits, Dec. 62
Holman, Mardell M., article by, April 77
House Buying Tips, article on, March 22
How the Judges Work, Feb. 48
How to be Your Own Landscape Architect, May 94
Build Concrete Walks, May 78
Get Tired Christmas Shopping, Dec. 16
Grow Your Own Tomatoes, March 95
Make Your Own Draperies, April 103
Stop Roofing Leaks, May 87
Howards, George, home of, March 90
Hub of the House, Jan. 34
Hughes, Paul, letter of, March 8

I Saw It In The American HOME, Dec. 6
If You Can't Buy It—Make It With A Pattern, March 118
I'll Show You Around, May 13
Inexpensive Luxury: The Decorated Table, April 104
Insurance, article on, May 24
Iron and Stone In Bucks County, March 32
Ironing Board Hints, Feb. 82
It Doesn't Cost A Fortune to Have Fun, April 24
It Pays To Get an Appraisal, Jan. 30

Jacobs, Mr. & Mrs. J. J., parking area of, Jan. 47
Jennings, Ford & Mary, home owners, March 32
Jones, Mr. & Mrs. E. McGregor, home of, April 36

Kazdin, S. Edwin, article by, Jan. 30
Keller, Alfred, home of, Jan. 34
Kennedy, Charles P., architect, Jan. 37
Kennedy, Gard, house of, Dec. 92
Kind Sir . . . Leave That Front Porch Be!, May 30
Kipka, William, decorator, Dec. 82
Kitchen With a French Accent, March 86
Klages, Mr. & Mrs. Don, home of, Jan. 50
Knock-Down Sawhorse, Feb. 86
Kneis, Mrs. R. A., Jan. 6
Krauss, Mrs. Herbert, home of, Feb. 55
Krueger, Maynard, home of, May 34
Kutten, Felicia, article by, May 73

Ladies, You Work Too Hard!, Feb. 93
Langseth-Christensen, Lillian, Guest-of-the-month for April Good Victuals, April 40
Lanyon, Bill, home of, Dec. 73, Jan. 38
Laughlin, Mr. & Mrs. Howard, home of, March 49
Leach, Albert M., article by, Jan. 19
Lenox, Barbara, article by, Dec. 82, Feb. 55
Lerman, Leo, article on, Jan. 12
Let's Make Taffy Dolls, Jan. 54
Loose, John Ward Wilson, letter of, April 7
Lovely Gifts—So Easy to Grow, Dec. 80
Low-Calorie Recipes, Jan. 64
Low In Calories . . . And Downright Delicious, Jan. 61
Lyons, Ruth, VIP, April 14

Make Rugs From Rags, Feb. 84
Make Your Own Draperies—Save As Much As $50, April 103
Mason, Mrs. Wesley, Jan. 6
Matz, M. W., landscape architect, Jan. 47
May, Mrs. R. A., letter of, March 6
Mayer, Marion, article by, Dec. 41
McPherson, Mr. & Mrs. Neil, home of, Dec. 84
Merriam, Betty B., flower arrangement by, Jan. 52, March 28, May 38
Milton, Mrs. W. O., Feb. 6
Minx, Emil J., architect, Feb. 26
Mogensen, Mogens, architect, Feb. 22
Monze, Mary E., article by, April 36, May 100
Morton, Mr. & Mrs. Leon, entrance planting of, April 89
Moses, Mr. George L., home of, Feb. 63
Mother's Maple Mink, May 64
Moving, article on, March 20
The Mystery of the Laundry Shelf, Jan. 84

Neiswander, Mrs. Jane, March 8
New Face For an Old Fireplace, March 120
New Flowers Are Awarded American Home M
April 92
New Flowers For 1958, Jan. 94
New For '58, Feb. 95
New Ideas For Easier Gardening, Jan. 96
The New Life of "Riley," March 51
New Youth For An Old Farmhouse, May 27
Now, Right Now Is the Time To Plan Your
door Life, April 27
Now You See It . . . Now You Don't, Dec. 94
Nuckols, Mr. A. C., Dec. 8

On With the Garden State Flower Show, Ap
One-Half Dozen Good Ideas, Feb. 106
One Hour To Go, Feb. 100
One Power Tool Works 5 Ways, May 98
Ouzoumian, Haig, home of, March 120
Owen, Mr. & Mrs. Francis F., Dec. 84
Owen, Mr. & Mrs. Howard, terrace of, May 10

Palmer, Guernsey A., architect, Feb. 14
Paris, Mrs. Inez E., Jan. 6
Pave As You Go, May 78
Phelan, Mr. & Mrs. Thomas, garden of, Apri
Planning To Move?, March 20
Porch, article on, May 30
Power Mower Check-Up, March 96
Pre-Fab Workshop for only $500, Dec. 90
A Present With A Future, Dec. 52
Put Your Christmas Money on the Table, Jan

Queen Bee?, Feb. 55
Quickies, recipes, May 53
Quinlan, Marian, Kitchen of, March 86

Ramsay, Edith, article by, March 100, April 82
Readers' Exchange, Jan. 6, Feb. 6, March 6, Ap
The Reason . . . The Contest, Feb. 11
Reed, Edwin, article on, Jan. 10
Remodeling, article on, Feb. 103, Feb. 105, March 50, April 27
Remodeling On a Broken Shoestring, April 77
Riley, Mr. & Mrs. John E., patio of, April 88
Roasts Stews, 35 Recipes, March 69
Roddy, Mr. Whitney, pre-fab work shop of, Dec. 90, home of, Jan. 48
Ross, Dr. & Mrs. Ray, home of, Dec. 70
RX For M.D. . . . A Mood for Music, May

Sacks, David, article on, Jan. 12
Sawhorse, article on, Feb. 86
Schuler, Stanley, article by, May 87
See What Happened On the Inside, April 37
Seymour, Anne, collection of, Dec. 34
Simpkins, John J., article by, March 96
Six Ways To Give Your Home a Lift, May 104
Skating Rink, article on, Jan. 26
Small, Mrs. Edith R., home of, May 9
Split-Level Retreat, Jan. 38
Spring Did Bring Violets, March 82
Spring Handwork, April 72
Stern, Bill, article on, Jan. 13
Stop That Leak, May 87

es Told In Color, March 37
ner House You Can Build Yourself, May 34
ccess Story That Needs Few Words, Feb. 103
ounding the Kitchen, Jan. 42
tz, Mr. & Mrs. Herbert, children's play area, April 29

A Package of Cake Mix, Dec. 60
n of Apples, Jan. 56
n of Tomatoes, Feb. 76
n of Salmon, March 64
itrus Fruit, April 44
ottle of Catsup or Chili Sauce, May 46
Care—The Back You Save May be Your Own, May 73
Some Tips From the Rosses, Dec. 70
bark, article on, May 106
ace In Color, March 42
Your Decorating I.Q., Jan. 19
bet, Virginia, article by, March 82, April 68, May 64
ty-Four Ways to Say Merry Chrsitmas, Dec. 41
ee-Door Garage, article, Jan. 9

Too Many Cooks, May 36
Towne, June, article by, Dec. 60, Jan. 56, Feb. 76, March 64, April 44, May 46
Treary, Mrs. J. L., Christmas story, Dec. 14
Try Reading the Directions, March 100
Try Tanbark On Your Garden, May 106
Twenty-Five Buying Tips, March 22
Two For the Show, May 38
Two 40-Year-Old Has-Beens Shed Middle-Age Spread, March 48

Up-Dating The "Dated" House, April 100

Vacation Stories—Wanted, April 81
Vanderwerf, Rachel, Christmas Story, Dec. 10
Vance, Eleanor Graham, article by, April 24
Vegetables, article on, Feb. 95
V.I.P., Jan. 12, March 25, April 14

We Are Eggheads, March 16
We Bought the View & Built the House Around It, May 91
Weckesser, L. H., architect, Feb. 16
Wenger, Dr. & Mrs. H. Leslie, home of, May 100
Weston, Theodore A., article by, Dec. 80, Feb. 58, April 92, May 94
Wexler, Sidney, parking area, Jan. 47
What Every Woman Doesn't Know, Feb. 66
Where Is the Living Room, Jan. 33
Where Will I Park, Jan. 45
White, Mr. & Mrs. Martin, home of, May 91
Why Do It the Hard Way?, Jan. 9
Wieland, Mr. & Mrs. John, kitchen of, May 64
Wilcox, Mr. Robert E., Dec. 6
Wilde, Jan, home of, Jan. 92
Will You Help Us Help You?, Feb. 8
Williams, R. I., architect, Feb. 18
Wilson, Mrs. Paul R., Feb. 6
Window Dressing, March 46
The Winning Builders, Feb. 50
Winslow, Carleton, architect, May 92
World Traveler Broadcaster . . . In Love With a Wood Stove, March 25
Wurster, Bernardi, & Emmons, architects, Dec. 84

York, Herman H., architect, Feb. 20