May 35¢

THE AMERICAN HOME

Facts to help build YOUR SWIMMING POOL
Easy, unforgettable TABLE SETTINGS
GREAT DESSERTS for warm weather
50 Ways to SUMMERIZE YOUR HOME

PROPERTY OF
LIBRARY
APR 1 8 1965
UNIVERSITY OF NORTH CAROLINA
GREENSBORO

Shh! Let her be.

The beauty of Montina Corlon simply can't be stolen.

Even the best copy of a Montina Vinyl Corlon floor is nowhere near the real thing. Oh, she could imitate that mellow coloring, that random-chip design and that pebbly texture. But she could never put the whole subtle blend all together . . . never achieve Montina's depth. (Interestingly, you can look deep down between the chips; you can feel its gentle, nubbly texture.)

No. Larceny is futile. We can't blame her for trying, of course, although it does seem a waste of lipstick. Especially when anyone can obtain a Montina Corlon floor—quite openly—from any number of flooring stores. If you'd like to see a completely genuine sample of Montina Corlon first, simply write to Armstrong, 6505 Pine St., Lancaster, Pennsylvania.

In Canada, write to Armstrong, Dept. 55-B, Box 919, Montreal, P.Q. Floor shown, style 86705. Montina and Corlon are registered trademarks of Armstrong Cork Company. Floor design copyrighted by Armstrong.

VINYL FLOORS BY Armstrong



Do not color this book

(The pages are already colored yellow.)

Instead, just read the pages for Hobby Materials, Sporting Goods, Art Supplies.

Just let your fingers do the walking.

Action-People do.

FOR SALE ONLY BY FRANCHISED JEWELERS AND JEWELRY DEPARTMENTS

LONGINES THE WORLD'S MOST HONORED WATCH

AMONG LONGINES HONORS

38 GOLD MEDALS AND GRAND *Prizes At World's Fairs And International Expositions*

HIGHEST ACCURACY HONORS *In Government Observatory Timepiece Competitions*

OFFICIAL FOR TIMING OF *World Championships, World Records, Olympic Events*

WATCH CHOSEN BY PIONEER *Aviators, Explorers And Scientists Of Our Century*

WORLD-WIDE GUARANTEE *Recognized By Official Agents In 150 Countries*

701 HIGHEST AWARDS IN TEN YEARS AT THE SWISS GOVERNMENT OBSERVATORY COMPETITIONS – MORE THAN ANY OTHER WATCH

The purpose of the Swiss Government Observatory Competitions is to stimulate the development of precision timepieces of all types. ¶ The tests cover 45 days and the sum of the errors, measured automatically to .01 seconds in 7 conditions, are computed according to special formulae to arrive at the "score." ¶ Of the handful of watch brands to win observatory prizes in recent years, three—namely Longines, LeCoultre and Vacheron & Constantin—are members of the Longines-Wittnauer family of fine watches. ¶ Outstanding in Observatory Accuracy Competitions is Longines, The World's Most Honored Watch. In the past 10 years, Longines has won 701 highest awards in these competitions—more than any other watch. One of the world record Longines wrist watches showed a variation in the mean daily rate of .05 seconds, equal to about 1.80 seconds per month! ¶ Here is the Longines Credo: Every Longines watch, whatever its type, for whatever its purpose, today, as for almost a century, is manufactured to be the finest of its kind and worthy in every respect to be called The World's Most Honored Watch. ¶ Your Longines-Wittnauer Franchised Jeweler will be honored to serve YOU. Please visit him soon.

LONGINES-WITTNAUER WATCH COMPANY
Since 1867 Maker of Watches of the Highest Character
Geneva • Longines-Wittnauer Building, Fifth Avenue, New York • *Montreal*

TOP: *Longines Creation d'Art 1754—*
Solid 14K Gold Bracelet Watch. Hand Finished Florentine Case, $150.

CENTER: *Longines Diamond Creation 3825—*
Solid 14K Gold Set With 24 Diamonds, Faceted Synthetic Sapphire Crystal, $350.

RIGHT: *Longines 5 Star Admiral 1535—*
Solid 14K Gold Automatic All-Proof® Watch With Calendar, $185.

IF YOU WOULD LIKE TO KNOW MORE ABOUT LONGINES, THE WORLD'S MOST HONORED WATCH, WRITE FOR FREE BOOKLET AND STYLE FOLDER.

THE AMERICAN
HOME
MAY 1965 VOL. LXVIII. NO. 4

HUBBARD H. COBB
Editor

ALICE THOMPSON
Executive Editor

HELEN DE MOTTE
Managing Editor

ALVIN GROSSMAN
Art Director

LESLIE R. FORESTER
Copy Director

VERA D. HAHN
Decorating Editor

VIRGINIA T. HABEEB
Food and Home Equipment Editor

ALAN C. BORG
Building Editor

DOROTHY L. BRIGHTBILL
Home Projects Editor

ANN MC LAUGHLIN
Market Place Editor

NANCY CARPENTER GRAY
Pacific Coast Editor

ROBERT LOFGREN
Location Photography Editor

FERDINAND D'ESPOSITO
Production Coordinator

HELEN T. WALSH
Assistant to the Managing Editor

ASSOCIATES
Joseph Taveroni/Art
Abbey Darer/Decorating
Frances M. Crawford/Food
Jane O'Keefe/Food
Barbara Behen/Equipment
Evanthia Kondonellis/Garden

ASSISTANTS
Lietta Dwork
William J. Gwiazda
Nancy Anne Hecht
Dorothy B. Humanitzki
Renee B. Prowitt
Marcia Spires

J. M. CLIFFORD
President

JOHN L. COLLINS
Publisher

OUR COVER: Set a pretty summer table with a gay, highly stylized floral as the backdrop. Tray "place mats" are a bright idea for toting food. More table settings on page 56. Shopping information, page 99. Photographer: Tom Yee

HOMES AND MAINTENANCE

48 The Compatible Pool
52 What a House for a Family With Three Boys!
54 Remodeling: Old Barn Into Lovely Home
83 Before You Build Your Pool
88 Space-Makers Are Space-Savers
90 Three Bright Ways to Make a Backyard Add to Family Fun
96 A Large Family House on a Small Lot (Study Plan Order Form on page 98)
100 It's Time for Outdoor Painting

DECORATING

22 What to Look for in Outdoor Furniture
24 Almost-Miniature Chests
32 Decorating Newsletter
34 Stunning, Strong, Yet Alluring: New Towels
42 Setting for a Lovely Resort at Home
44 Store Away . . . Clear Away . . . Brighten Up!
56 Make Your Summer Table Cool, Fresh, Inviting
80 Furniture Glossary: What Does It Mean—Country
110 How to Buy a Mattress

FOODS, KITCHENS, & EQUIPMENT

58 Angel-Light Desserts
60 For a Delicious Change Eat Veal
62 Take a Can of Meat—It's Great, Hot or Cold
77 How to Make Your Sheets Last Longer
78 There's Going to Be a Scorcher: Air Conditioning
102 News & Notes

GARDENING

46 You Get All-Year Beauty With Rhododendrons
81 Spare the Bulbs, Enjoy the Tulips
82 Plant a Pretty Pool

HOME PROJECTS

8 Make Our Decorative Cabinet (Order Form on page 94)

GENERAL FEATURES

4 Dear Reader
10 Books & Booklets
12 Oh, Doctor
17 New—for the Boating Family
21 How to Be Friends With the Sun
26 Music to Add More Magic to Summer
28 If You Own a Boat: Insurance
30 The Most From Your Automobile: Differences in Driving Terrain
36 Danger! Proverbs at Work
39 50 Ways to Summerize Your Home
86 Great Innovations for the Great Outdoors
99 Shopping Information
104 Market Place

ALAN R. ECKLUND, General Sales Manager
Edward L. Morehouse, Associate Sales Manager
NEW YORK, 641 Lexington Ave., Joseph M. Enright, New York Sales Manager
EASTERN SALES MANAGER, 641 Lexington Ave., New York, Gordon E. Fagerlund
PHILADELPHIA, Independence Square, Peter J. Moore./**ATLANTA,** 805 Peachtree Street
BOSTON, Statler Office Bldg., Joseph J. Arcisz./**CLEVELAND,** National City Bank Bldg., James L. Bidwell
DETROIT, Fisher Bldg., Douglas T. Horst
WESTERN SALES MANAGER, Prudential Plaza, Chicago, Robert G. Meeks
CHICAGO, Prudential Plaza, Robert G. Meeks./Associate Chicago Manager, Carter M. Smith
MINNEAPOLIS, Baker Bldg., John D. Culp
PACIFIC COAST SALES MANAGER, 235 Montgomery Street, San Francisco, Patrick M. Linskey
SAN FRANCISCO, 235 Montgomery Street, L. H. Sanford Heckinger./**LOS ANGELES,** 3540 Wilshire Blvd.
CALIFORNIA AMERICAN HOME, 235 Montgomery Street, San Francisco· Carroll I. Johnson, Marketing and Research Director· Arthur G. Illjes, Assistant to the Publisher· James A. Shellenberger, Promotion and Public Relations Director

© 1965 The Curtis Publishing Company, Philadelphia, Pa. 19105. All rights reserved. Title reg. U.S. Patent Office. Published monthly except Summer (July–August) and Winter (January–February) issues: ten issues per year. Second-class postage paid at Philadelphia, Pa., and at additional mailing offices. Authorized as second-class mail by the Post Office Department, Ottawa, Canada, and for payment of postage in cash. All mail concerning subscriptions should be addressed to **The American Home,** Subscription Service, Phila., Pa. 19105. **SUBSCRIPTION PRICES:** U. S. and Possessions and Canada, 1 yr., $3; 2 yrs., $5; 3 yrs., $7. Pan-American countries add 50 cents per year. All other countries add $1 per year. **UNCONDITIONAL GUARANTY:** We agree, upon request direct from subscribers to **The American Home,** Independence Square, Phila., Pa. 19105, to refund the full amount paid for any copies not previously mailed. **THE CURTIS PUBLISHING COMPANY,** J. M. Clifford, President; Mary Curtis Zimbalist, Sr. Vice Pres.; Cary W. Bok, Sr. Vice Pres.; L. Philip Ewald, Sr. Vice Pres.; Leon J. Marks, Sr. Vice Pres.; G. B. McCombs, Sr. Vice Pres.; Calvin A. Nichols, Treasurer; Gloria L. Swett, Secretary; John L. Collins, Vice Pres. and Publisher of **The American Home.** The Company also publishes The Saturday Evening Post, Ladies' Home Journal, Holiday and Jack and Jill. Executive offices, **The American Home,** Independence Square, Philadelphia, Pennsylvania 19105. Editorial and advertising offices, **The American Home,** 641 Lexington Avenue, New York, New York 10022.
CHANGE OF ADDRESS: If you plan to move, please notify our subscription department, **The American Home,** Subscription Service, Phila., Pa. 19105, at least eight weeks in advance of your move. Send new and old address and, if possible, label from a recent copy.

POSTMASTER: Send Form 3579 to Subscription Service, The American Home, Philadelphia, Pennsylvania 19105.

Great raisin flavor in every spoonful. Because there's a tender raisin flake for every two big bran flakes to give you brighter, fresher flavor than any raisin bran.





©1965 BENJAMIN MOORE & CO.

The outside paint the 'insiders' use.

People in the know, go all out for MoorGard—the new Low Lustre Latex House Paint that works wonders in one coat. Its Magic Film gives extra years of protection. Flows on freely—dries "bug free" in minutes—wonderful choice of colors—doesn't fade or chalk. It all adds up: MoorGard means more for your money.

Benjamin Moore® paints

DEAR READER

It sometimes seems to us that we have all become so concerned with something we call "security" that we have lost or at least are losing much of the pleasure and excitement of here-and-now living. We note, for example, that a great many young people graduating from college are more concerned with joining a corporation that offers a superior pension plan than they are with the degree of satisfaction they will get out of their life's work before they eventually reach retirement age. Just what does one do with those 40 or 45 years in between? Just how much excitement and pleasure can you get out of life if your primary concern is the ending before you've ever begun?

It is not, of course, just the young who seem to be preoccupied with security these days. Others of us are equally guilty. When we start looking for a community in which to live we may be intrigued with the idea of moving into an area where there are families with different interests, different income levels, and perhaps even different points of view. But, rather than take a chance of getting into the unknown we usually settle in a neighborhood where we will be surrounded by people more or less like ourselves. It may not be a very exciting environment; it may be rather dull, but it is secure and, therefore, reassuring.

When we are about to buy or build a house, we may spend a little time in dreaming about the house that is modern, exciting, perhaps even breathtaking, but we quickly shut these dreams out and play it safe, building a nice, dull, nondescript house that can always be resold, hopefully at a profit, to someone else who is equally concerned with security and is looking for a nice, dull, nondescript house. And so on, ad infinitum.

When it comes to furnishing and decorating our houses, we may toy with the idea of this time really expressing some of our own ideas, but, too often, timidity prevails again and we remember that if we allow our houses to be too "different" we may be giving something about ourselves away, so we play it safe again and settle for the "nice," the "neutral," and the, too frequently, mediocre.

There is, I am convinced, in each of us the urge to be adventuresome, to be ourselves, to taste some of the excitement and wonder of life before we depart the scene, but oddly, in a land where "difference" was once a virtue, it is now almost a sin. We seem to be more afraid of censure than of soaring.

The world, to be sure, is an uncertain place, but we might as well face the fact that the only real security is that which we find within ourselves. This kind of security can be achieved only by having the courage to face ourselves, to understand ourselves and to be ourselves.

One must, of course, be prudent at times; one must take certain steps to plan for the future, but we should never lose sight of the fact that what we do today is that which we are going to look back on when we finally do retire from active participation in life—and say, "Well, it was exciting, it was vital. I *was* alive."

That is a reward in itself.

HUBBARD COBB, Editor

New Kodak Instamatic Cameras load instantly!

Now the pictures you want most are easier than ever to take!

Open...drop in...shoot. That's all there is to it! No threading. And no fumbling. Load anywhere, even in the brightest sunlight (you never even touch the film) and you're all set to take beautifully clear, sharp color snapshots, color slides or black-and-white snapshots!

Easy to use. No risk of double exposure. No rewinding. Choose from seven beautiful models, several with automatic electric eye exposure control, some with automatic film wind.

Easy to flash. On six models, the flash holder pops up and is instantly ready. Automatically, your KODAK INSTAMATIC Camera is set to take fine pictures indoors or at night.

Easy to carry. So trim and compact, they fit easily into pocket or purse. Why not see them all, see them now!

Easy to own too...complete outfits from less than $18.

EASTMAN KODAK COMPANY, Rochester, N.Y.

Price subject to change without notice.

Kodak
TRADEMARK

"The wonderful even comfort of flameless electric heating is a benefit our whole family can appreciate," reports Edward Stansfield of Mechanicsburg, Pa.

"FLAMELESS ELECTRIC HOME HEATING IS FAR AND AWAY THE CLEANEST AND MOST COMFORTABLE WE'VE EVER HAD"

In Mechanicsburg, Pennsylvania, Mr. and Mrs. Edward Stansfield put it this way:

"For my money," Ed Stansfield tells you, "there's nothing that begins to match electric heating when it comes to real, down-to-earth comfort. Since we moved into our new electrically heated home, we've been able to stop worrying about drafts and cold spots. And we can also control the temperature room-by-room."

"What I like best," adds Marianne Stansfield, "is the way our house stays so clean! Even my white drapes and walls keep fresh and new-looking, and I'm spending much less time on routine housecleaning."

Candid comments like these help to explain the rapidly growing number of families who are switching from old-fashioned fuels to modern flameless electricity for their home heating. If you're planning to build, buy or modernize, think about the advantages of flameless electric heating for your own family. Your local electric utility company has all the information you need to take this important step toward the joy of total electric living.

Throughout America, nearly 2,000,000 families enjoy the modern values of flameless electric home heating

Wherever you live, and whatever the price range of your home, you'll find electric heat has practical values for you, too. Here's what four representative families have to say about its reasonable cost:

OHIO BUSINESS EXECUTIVE George Wern installed electric heating three years ago when he built his new 7-room home in North Canton. He reports, "Beyond any doubt, our electric heating system gives us better value for our money than any other type of heat we could have chosen."



CONNECTICUT DAIRY FARMER John Bass says that "electric heating makes all the difference" in his family's new 7-room Scotland, Connecticut, home. He reports, "Electric heat isn't costing us a penny more than the kind of heat we had before—and it certainly delivers a lot more comfort."

MISSOURI OFFICE WORKER Don Duncan has lived in his electrically heated 6-room home in suburban St. Louis through five cold winters. He reports, "Particularly when you take into account all of the extra benefits we're getting, I'm more than satisfied with the cost of electric heating."

WEST VIRGINIA LAND AGENT Dunlap Brady of Summersville converted his 90-year-old, 12-room home to electric heat in 1961. He reports, "One reason we find electric heating so economical is that we're paying only for the heat we actually use—nothing is ever wasted up the chimney flue now."

Only flameless electric home heating offers you so many different types of equipment to choose from!



Baseboard units take up little space, permit room-by-room temperature control. Two types are available: radiant or hot water.



Ceiling cable is invisible. Wires less than 1/8" thick are concealed within ceilings. Each room's temperature is individually controlled.

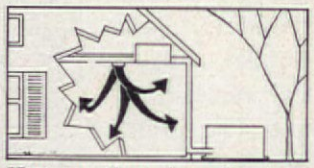

Heat pump heats home in winter, cools it in summer. One thermostat setting maintains any desired year-round temperature.

Wall panel heaters, with heating coils behind decorative grilles, provide radiant heat with natural or fan-forced convection.

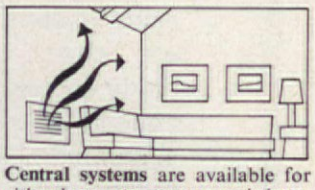

Central systems are available for either hot water or warm air heating in which flameless electric units supply the heat.

YOU LIVE BETTER ELECTRICALLY

Edison Electric Institute, 750 Third Avenue, New York, N.Y. 10017

Swedowsky & Weiss

MAKE OUR DECORATIVE CABINET

ANOTHER AMERICAN HOME KIT. Here you see two versions of what we think is the perfect small cabinet. It has eye appeal, style appeal, price appeal. (Similar ready-made cabinets cost much more!) One version is stained and placed on a desk to hold a prized collection. The other is painted black with a bright pink interior and holds cosmetics and lotions on a bathroom wall. We've concealed the lower shelf with a tiny French-inspired curtain. You might try lining a cabinet with wallpaper or fabric for a bedroom or dining room or use one in the kitchen to hold spices. Kit includes lumber required (precut, predrilled, presanded), hardware, brass wire grille, brass knob, glue, sandpaper, complete instructions. Size 21¼x12¾x5½". Kit #AWY-129, $14.98. ORDER FORM ON PAGE 94.



Closed...it looks like any other refrigerator

(but wait 'til you look inside!)

We don't envy you people who have to buy a refrigerator this year. Outside, they all look pretty much alike. They all come in the same shape. They all have doors and handles. (Of course, *our* designers insist that RCA WHIRLPOOL refrigerators are better looking.)

But let's take a closer look at the inside story of this particular new RCA WHIRLPOOL:

There's no easier way of making and using ice cubes than with an **IceMagic® automatic icemaker.** It has no trays at all. So there's nothing to wrestle with, fill or spill. Our IceMagic fills itself, makes cubes, then stores them in a bin for you.

You just reach in, take out two, twenty or even a hundred – and the IceMagic automatically starts making more.

Another thing: until recently, you've always had to reach through or around food to get something from the back of a shelf. Not with an RCA WHIRLPOOL.



Our **Carousel® Shelves** rotate in a full circle turning the back of the shelf into the front. We like to call them "backless shelves." Now you can reach the pudding without knocking over the pickles.

Frost has always been one of your pet peeves. Defrosting just isn't fun. Relax. You'll never see any objectionable frost in this new RCA WHIRLPOOL. It just can't form. And you won't find any dripping, space wasting plates or coils either. Our **No Frost** system, developed after years of exacting research, is an "inside job."



Look carefully. You'll notice that there are **two cold control dials.** One in the freezer, one in the refrigerator. You can set the temperatures in each section to best suit your needs. Hardly any other refrigerators give you this kind of luxury.

Small thought: our crispers are celery stalk long, head lettuce high –and hold a lot of things.

So, march to your dealer! Ask—no, demand to see a RCA WHIRLPOOL. He'll admire your good taste.



Model EMT-17MM

Visit the Whirlpool exhibit in the Better Living Center, New York World's Fair.

RCA Whirlpool

RCA WHIRLPOOL Appliances are Products of Whirlpool Corporation, Benton Harbor, Michigan. Trademarks RCA and RCA used by authority of trademark owner, Radio Corporation of America.



If the paint on your house shows peeling, blistering, mildew, staining . . . it's time to use Devoe paints.

These four problems have always plagued painters. Many things cause them—moisture trapped under the paint, incorrect surface preparation . . . even improper formulation. DEVOE has been in the business for more than 200 years, fighting these common paint weaknesses with our first-class research and development. Result: you can't get any better paint no matter where you live. So when you paint at the right time, do the job properly *and* use DEVOE paints—will you ever be satisfied!

DEVOE

DEVOE & RAYNOLDS COMPANY, INC., Louisville, Ky.

BOOKS &

THE McCORMICK SPICES OF THE WORLD COOKBOOK. Here's an excellent collection of recipes beautifully presented in a ring-binder book. Besides the special sections on spices and how to use them, there are enticing recipes—simple and exotic—for every course from appetizers and soups to desserts and beverages. Also has sections on canning and outdoor cooking. *By Mary Collins. 298 pages. New York, McGraw-Hill Book Co. Available in regular edition for $7.95, deluxe edition with easel-back stand for $9.95.*

COOKING SECRETS YOUR MOTHER NEVER TOLD YOU. A new concept in cookbooks starts you off with a ring-binder book with 74 pages of indexed recipes and sends you additional recipes as a continuing service. You receive at least 6 mailings with about 27 recipes in each. (Mailings are made every 90 days for at least 18 months.) You'll enjoy adding to it with new recipes as they are developed in Lawry's kitchens. *To obtain, send $2.75 (total cost of book and service) to Lawry's Foods, Box 2572 AH, Los Angeles, Calif. 90054. This book is* not *available in bookstores.*

MY FRIEND THE GARDEN. The author imparts his knowledge and love for nature and gardening in a most unusual book of its type. It is a poetic, personal story of a man's experience with gardening, beginning with the vegetable garden that kept his family alive in wartime France. *By Fernand Lequenne. 225 pages. New York, Doubleday & Co. $4.95.*

HERBS AND THE FRAGRANT GARDEN. Although England is the setting for this handsome book on herbs, much of the information applies in this country as well. It has chapters on the history, cultivation, and uses of herbs (including the ancient myths that surround them), and a full reference section giving the timetable for blossoming of the flowers. It also lists and classifies aromatic and scented shrubs and has lovely color illustrations and poems by the author. *By Margaret Brownlow. 207 pages. New York, McGraw-Hill Book Co. $9.95.*

EXPERT OBEDIENCE TRAINING FOR DOGS. A professional dog trainer takes you through the step-by-step paces of training a dog—from housebreaking and heeling to specialized training for exhibitions and show trials. A worthwhile book for any dog owner, whether the goal is a well-mannered pet or prize-winner. *By Winifred G. Strickland. 233 pages. New York, The Macmillan Co. $6.95.*

These books may be ordered through your local bookstores.

BOOKLETS

HOW TO DECORATE WITH WALLPAPER. Does your home need decorating spark? Here are some lively, attractive ideas on wallpapering for new excitement in every kind of room and setting. *Send 25c to Dept. AH, Wallpaper Council, Inc., 969 Third Ave., New York, N.Y. 10022.*

ART OF COOKERY & Accomplish'd Gentlewoman's Companion. A unique collection of peanut-butter recipes in an attractive and humorous booklet that can be hung on your kitchen wall. One of the most delightful cook booklets we've ever seen. *Free from Skippy Art of Cookery, P.O. Box 201-A, Trenton, N.J. 08602.*

SECRETS OF SUCCESSFUL POOL PAINTING. Ready your pool for the splash season—in seven steps! Here's counsel on selecting paint, preparing the pool surface for painting, and the actual brushwork. *Free from Dept. 791-AH, Goodyear Tire & Rubber Co., Chemical Division, Akron, Ohio 44316.*

HOW TO GIVE YOUR CHILD A LOVE OF BOOKS outlines ways to encourage reading with not only the preschooler but the hesitant teen-age reader as well. *Send 25c to Dept. AH, The William Frederick Press, 55 East 86th St., New York, N.Y. 10028.*

TO WRITE IS TO CARE shows how to compose many kinds of letters—from business correspondence to thank-you notes. There's a listing, too, of the correct forms of address to use when writing to clergymen, government officials, etc. *Free from Dept. 65-AH, The Paper Mate Co., 444 Merchandise Mart, Chicago, Ill. 60654.*

NEW DECORATING IDEAS WITH CERAMIC TILE takes you on a tour of sparkling new patios, kitchens, dining rooms, and bathrooms—all decorated with ceramic tile. Will give you good ideas for your house. *Send 10c to Dept. AH, American Olean Tile Company, 1000 Cannon Ave., Lansdale, Pa. 19446.*

HOW DOES YOUR GARDEN GROW? With bugs and weeds or beautiful flowers and plants? Here are some clever tips to help rid you of the former, achieve the latter. *Free from Dept. AH-5, Consumer Education Department, Johnson Wax, Racine, Wisc. 53403.* THE END

This kitchen-dining area floor features new Kentile® Colonial Brick Solid Vinyl Tile. Note interesting use on walls. Colors: Woodstock White and Georgetown Red. Tile size: 9" x 9".

KENTILE
VINYL FLOORS

New from Kentile! The look of brick, the feel of brick—at a fraction of the cost. That's the beauty of a Kentile Colonial Brick Solid Vinyl Tile floor. Because it's vinyl, Colonial Brick is comfortable underfoot, greaseproof, and easy to clean. Because it's textured, it helps conceal spiked-heel dents. Here's bold, authentic beauty for any room. Your Kentile Dealer? See the Yellow Pages under "Floors."



The better homes in your neighborhood have wood windows.

Haven't you noticed?

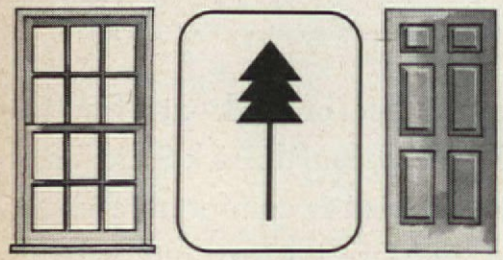

But it's much more than a matter of taste. Wood windows can cut heating costs, too. Ask your architect or builder. Get the facts.

PONDEROSA PINE WOODWORK
Box AHA • 39 South LaSalle Street • Chicago, Illinois 60603



OH, DOCTOR

By Jeanne Lamb O'Neill

I've known since I was five that my attitude toward the medical profession was abnormal. Whenever the doctor arrived, instead of kicking and screaming and refusing to come out from under the bed, I'd coo and dimple and stick my tongue out nice as Nettie. I was crazy about doctors, and I still am.

It's one thing to fall in love with your psychiatrist. Everybody does that. But does everybody fall in love with her obstetrician, pediatrician, ophthalmologist, dermatologist, osteopath, chiropodist, dentist—well, maybe not the dentist. I can't work up any kind of human emotion with a mouthful of cotton and metal and gurgling de-juicers and—oh, I do not like thee, Dentist Fell—no lipstick on my lips. How can *they* work up a drill-side manner with half the repartee limited to "urgle" and "awrkh!"

I know, I know. Dentists make charming companions, tender husbands, and jolly fathers outside of the office. But I still don't think "Young Dentist Malone" would sell much soap. Or how about "The Dentists and the Oral Hygienists" on TV?

You expect people, right or wrong, to be scared of dentists. And I sympathize with people who have a "thing" about doctors as I sympathize with people who have a "thing" about anything. But all this antidoctor talk from normal unhealthy people makes me mad. I suspect it's just because doctors are making pots of money at long, long last. Remember how everybody loved old Doc when he was shabby, threadbare, and worked 24 hours a day to keep his horse in hay?

I hear that there are doctors who refuse to make house calls, and obstetricians who don't leave the golf course till your pains are thirty seconds apart, and pediatricians who check your baby on an assembly line. But, sorry, I haven't met them. Maybe we've been lucky and have met only the cream of the Hippocratic crop.

True, the good old days are gone when old Doc Trueheart came by for Bobby's measles and ended up pulling Susie's splinter, leaving syrup for Grandma's tickle, poulticing Pop's shoulder, and sitting down with Mom for a cup of tea and sympathy. Now we have a different MD for every member of our families, and for every part of our bodies—not to mention potluck doctor pools, to make sure we all remain strangers. In this age of specialists, the doctor is no longer one of the family—he's a name on our income tax.

But not always. There are still obstetricians like Dr. Ayres—warm, wonderful, wise, and *there*. Maybe all natural childbirth men are saints in surgery-green (with halos humanly askew), but if the word "dedicated" isn't too embarrassingly old-fashioned, I've got a jim-dandy five-letter definition. I know some women have no more feeling for the man who delivers their babies than for the guy who delivers their groceries. But if all we adoring Ayres mothers ever assembled in one spot, the police would wish they had the Beatle fans back.

And there are pediatricians like Dr. Seanor. I met him when Sean was one day old and love was in full bloom before I had left Maternity. Thanks to his merry little lectures on "Burping" and "Bathing" and "Oh Dad, Poor Dad, Mama's Busy With the Baby and He's Feeling so Sad," I could have juggled quintuplets with one arm tied. With a baby doctor like Seanor, you can't wait for the kids to catch measles and mumps. You'd almost spoon-feed them germs. Darn it, why do babies have to grow up?

Before I start to bawl, let me add that sweet, staunch, selfless, unswerving, and often unsung as I think doctors are, even I don't think they're infallible. Is there a blond, blue-eyed intern in the house? The one who laughed when I said I was going to have my baby any minute and who told me to go home and get my poor husband's breakfast?

No hard feelings, Doc. You were young and I daresay the textbooks were on your side. But I wish you'd been around two hours later. Surprise (baby girl; 7 pounds, 8 ounces)! For you, I'd have stuck out my tongue without even being asked. THE END

The shocking truth

about the parents of poor students

If you care about your children's future, read this thought-provoking message from Great Books.

In America today, 750,000 youngsters every year drop out before they graduate from high school. And if you think they're all "slum" kids or "dumb" kids, you're wrong.

Half or more of dropouts have normal IQ or better. Nearly one out of five has *120 IQ or more*. Thousands come from the suburbs and from small towns. How do these bright, normal youngsters go wrong?

Here's why they drop out

Lack of reading ability is at the very heart of the dropout problem.

And who's to blame? Not the schools, as you may think. *These youngsters fail in life, because Mom and Dad fail them at home.*

Maybe without even knowing it, some parents teach their boys and girls to despise school and all intellectual activity. The moment that children scorn "book learning," the damage is done. They may be well-fed, well-clothed, even over-indulged.

But in a home atmosphere where reading and learning aren't respected, they face a dead end.

By creating the right environment at home, you can literally double your child's chances of making high marks. And as thousands of families already know, owning and using the Great Books is one of the best ways to do this.

What are the Great Books?

They are a unique master library of 443 timeless masterpieces in 54 beautiful volumes, by 74 authors who shaped the civilization we live in. Shakespeare, Tolstoy, Plato, Freud, Chaucer and many, many more—now they exist in a private library edition that took 75 scholars years to produce, at a cost of over $1,000,000 before a single page went into print.

The amazing Syntopicon

With them comes the two-volume Syntopicon, an amazing idea index that places every thought in these 443 works at your fingertips.

With the Syntopicon you can look up—in minutes instead of days—everything the great authors have written on any given subject. And this priceless work is available *only* with the Great Books.

Also available, and illustrated above, are the helpful Reading Plans and the remarkable Gateway to the Great Books. Each is a handsome 10-volume set.



FREE OFFER ***Mail the attached card. A profusely illustrated 16-page booklet will be sent to you free—a booklet that could change your life for the better. Send for it today. Great Books, Dept. 383-I, 425 North Michigan Avenue, Chicago, Illinois 60611.***

GREAT BOOKS



The Great Books are published by Encyclopaedia Britannica in collaboration with the University of Chicago.

New Admiral Duplex 19 fits your old refrigerator space!

Never before! A 19.1 cu. ft. freezer-refrigerator . . . side by side in one beautiful cabinet . . . just 35¾″ wide, 5′4″ tall! Now, the big family with a small kitchen can shop once a week!

The Admiral Duplex 19's new stand-up design and all-foam Thinwall insulation save valuable space inside and out . . . nearly double your present refrigerator's storage capacity.

The Duplex 19's left side is a spacious 246 lb. freezer. Everything's easy to reach. No stooping. No stretching.

The Duplex 19's right side is a roomy 12.1 cu. ft. refrigerator. Holds gallon milk bottles, tall soft drink bottles, big hams, bulky packages. Your food storage problems are over!

The Admiral Duplex is available with all-new, quality automatic ice maker and automatic defrosting in *both* freezer and refrigerator. In copper bronze, citron yellow, turquoise and white. Brushed chrome doors optional extra. Three sizes: 35¾″ wide (19.1 cu. ft.); 41″ wide (22 cu. ft.); 48″ wide (26.5 cu. ft.). *There's nothing finer at any price.*



Admiral Duplex 19

Newest thin-wall freezer refrigerator

MARK OF QUALITY THROUGHOUT THE WORLD

See Admiral on the Andy Williams Show in color on NBC-TV every Monday night.

Shown, Admiral Duplex 19, Model 1959. 35¾ inches wide, 5′4″ tall. In rich copper bronze. Specifications subject to change without notice. Admiral, Chicago. Canadian Admiral, Port Credit, Ontario

By William T. McKeown

NEW— FOR THE BOATING FAMILY

Hundreds of nautical accessories, new and novel, should help make this season's pleasure boating easier for families who like to take to the water.

Deck, cockpit, engine, cabin, and galley gadgets are taking the rough stuff out of the sport. Pioneers can still row off in the rain, equipped only with pocket compass and peanut-butter sandwiches. Back at the mother ship, however, even if it's only a runabout, the rest of the family is probably comfortable under a convertible vinyl top, enjoying a hot lunch cooked on board. Shoreside conveniences plus new inventions have come aboard to put more pleasure into pleasure boating. It's a new world for boats.

Take ground tackle, for example. Anchors hadn't changed much in form for a thousand years. Shaped like a hook, the average killick relied primarily on weight to hold it on the bottom. Then World War II came along, and a lighter, smaller, more efficient model had to be created for seaplanes. Now pleasure craft swing to a similar hook, a high-tensile design that digs in by mechanical advantage rather than weight. It's light enough for even the first mate or oldest son to haul aboard while the skipper starts the engine. Pushed up under the foredeck, the average model is still an unfriendly cruise companion in a rolling sea unless it has been cornered and lashed down securely.

This year Benson Anchors have developed a fold-up model. It has four grapnel-type flukes that grip no matter how it lands on the bottom. For storage, all four flukes fold up along the shank of the anchor and fit compactly into a small canvas bag. (The same company has just announced Ski-Buoys—small, brightly fluorescent floats to fasten to the back of your water skis so you and your tow driver can spot them quickly should they fly off in a fall.)

Synthetics will be in use on the water many ways this coming season. For anchoring, nylon line is rated as ideal. It has great strength, stretches enough so that a boat can surge some on the water without transmitting all the jerks down the anchor rope to snatch it loose from the bottom.

Plastic bags must now enclose the flotation fluff inside life-preserver cushions in order to be legal. All new Coast Guard approved cushions ought to last longer as a result. The polyethylene bags should keep the kapok from absorbing any water.

Better than cushions are life vests and jackets necessary for keeping an overboard boatsman (continued)



*This **anchor** by Benson folds up into its own canvas Caddy Bag for easy storage, has four grapnel-type flukes that will grab any bottom. Boating **table** by Budd Meyers Associates fits almost any sailboat cockpit or cabin. Folds into 11½x36x2". Planked teakwood-vinyl top. Automatic **anchor light** by TMPC; 360° lens can be seen for 3 miles; photoelectric cell activates light at dusk, turns it off at earliest dawn. **Beam gun** by TMPC is searchlight, chart light, underwater light; it floats. Lifelong waterproof magnetic switch; corrosion-resistant gun.*



"How we retired in 15 years with $300 a month"

"Look at us! We're retired and having the time of our lives. A fish story? It sure isn't! Let me tell you about it.

"I started thinking about retiring in 1950. Nancy thought I was silly. It all seemed so far away. 'And besides,' she said, 'it makes me feel old.' It didn't seem silly to me, though. We'd just spent the afternoon with Nancy's aunt and uncle. Uncle Will had turned 65 during the war, and, by 1945, his working days were over.

"Now, life seemed to be standing still for them. They couldn't take even the short weekend trips that their friends could easily afford; they couldn't visit their children as often as they'd like.

"A pretty grim existence, I thought. But why? He'd had a good job. Then Nancy reminded me . . . they'd never planned ahead. During her uncle's working years, his paycheck was spent almost as soon as it arrived.

"Fortunately, they had put some money aside for a rainy day. But they hadn't planned ahead enough to make those retirement days sunny!

"Not for me, I decided. When it's time for me to retire, I want to be able to do the things we've always dreamed of doing instead of counting every penny.

"I showed Nancy a Phoenix Mutual advertisement I'd seen in Life magazine a week or so before. It described their retirement income plan, telling how a man of 40 could retire in 15 years with a guaranteed income of $300 or more for life!

"Nancy agreed it was a great idea. The thought of retiring at 55 didn't make her feel old at all! So I filled out the coupon that day and sent it right off.

"A few days later the booklet describing the Phoenix Mutual Plans arrived. I picked the right one for us and signed up right away. Three months ago my first check arrived—right on time.

"Last month we moved down here to Florida, and we love it. Nancy looks great with her tan, and she's thrilled at the thought of keeping it all year long!

"My tan suits me fine, but I'm really hooked on the fish. Whether I catch one a day or ten (or none), I'm having the time of my life, because we saved for a sunny day with Phoenix Mutual."

Send for free booklet

This story is typical. Assuming you start early enough, you can plan to have an income of from $50 to $300 a month or more—beginning at age 55, 60, 65 or older. Send the coupon and receive by mail, without charge or obligation, a booklet which tells about Phoenix Mutual Plans. Similar plans are available for women—and for Employee Pension Programs. Send for your free copy now. In 15 years you'll be glad you did!

PHOENIX MUTUAL *Retirement Income Plans* **GUARANTEE YOUR FUTURE**

Phoenix Mutual Life Insurance Co., 162 American Row, Hartford, Conn. 06115
Please mail me, without obligation, your free 16-page booklet showing new retirement income plans. *Plan for Men* ☐ *Plan for Women* ☐

Name_____ Date of Birth_____

Business Address_____

Home Address_____

HEALTH-O-METER

...smartest way to weigh!

Sleek, stylish and wafer thin! That's your Health-O-Meter bath scale, fashion-keyed to any bathroom decor. "Color-Zone" dial reads at a glance. Tangy tweed platform. And it's made by the recognized leader in professional scales; used by physicians, hospitals, clinics.

Deluxe model shown just $11.95. Others from $6.95. Slightly higher in far West. All available in choice of six stunning colors or chrome.

Good Housekeeping GUARANTEES

CONTINENTAL SCALE CORPORATION · CHICAGO

"America's weight watcher since 1919"

FEET HURT? Cut Your Own Cushioning Foot Plaster To Right Size, Shape For Fast Relief!

GET EXTRA PROTECTION WHEREVER FEET HURT!

To ease discomfort of shoes that pinch or rub, just cushion your feet with Dr. Scholl's Kurotex foot plaster. Thicker, softer, more protective than ordinary moleskin—yet costs no more. Easily cut to size. Gives comforting relief from pain of corns, callouses, bunions, blisters, chafing caused by shoe friction. Water-repellent. 19¢, 40¢, 50¢, $1.15. At all stores.

Dr Scholl's KUROTEX A Superior Moleskin

he's being Wormed!

It's easy... with PULVEX WORM CAPS. Open capsule... mix with food! Safe, effective, economical way to rid dog of round worms (ascarids). No discomfort... no change in normal habits. A form of loving care your dog deserves—regularly! At all leading pet departments.

PULVEX Chicago 14, Ill.

WORM CAPS

Be sure

YOU RECEIVE

every helpful issue of

AMERICAN HOME

Use the order card bound between pages 46 and 47 to Order American Home

at HALF PRICE

(continued) afloat. GenTex, makers of racing driver models, are introducing a contour-molded, vinyl-coated poly-vinyl-chloride foam "Sea Series" for family use. At about $10 each, they may seem expensive, but they appear to be much more durable—impervious to salt water, gas, oil, mildew, rot, and even battery acid—and have water-ski advantages. At the 30-to 40-mile-an-hour speeds skiers will travel this summer, it's possible to be hurt in a simple spill. Even a good swimmer can get the wind knocked out of him on falling, but the GenTex preservers are engineered to float him face-up, head out of the water, even if unconscious.

Other water-sport designs wrap the rib cage in plastic foam, a type favored by ski-jumping and water-kite performers. Point out to your youngsters that no skier is allowed to perform in competition without a life vest or belt.

Boat shoes have also gone synthetic. For the first time, DuPont's Corfam, the plastic material that looks like leather, "breathes," has remarkably long-wearing and water-impervious properties, is available in white deck shoes for men from Charles A. Eaton Co. Called "Etonic Constellations" because they were tested last year aboard the America's Cup defender, the $22, non-skid Oxfords should be popular with power and sailboat men alike, since the shoes can resist salt water. Most leather and canvas boat shoes stiffen or rot after continual briny dunkings.

There is nothing really new about twin-hulled boats, although many more will be around this year. Prehistoric Polynesians figured out that two logs were more stable than one, and still use outriggers to keep their crafts upright. It was bound to come—this year an inflatable catamaran has been introduced by Amerimex. Twelve feet long and floating on two cigar-shaped rubber tubes, it can be used with oars, a small outboard motor, or a sail, and should make an ideal accessory to use in getting the kids off the boat when you anchor in a sheltered harbor.

And, like a number of small folding, inflatable, and plastic dinghies, kayaks, and canoes around, this collapsible catamaran can be folded up to go back in the car trunk.

The trend, however, is toward larger boats with room for all the family. And setting up for a meal in the cockpit of a 16-footer no longer needs to be organized as a makeshift picnic. This year's runabouts may be as fancy as the new Donzi or Formula or Bertram, made to match luxury European sports-car standards. The 1965 appointments are likely to be chosen to copy the mahogany trim or teak decking. A "Boatable" from Budd Meyers Associates comes in sizes narrow enough to set up in a sailboat cockpit or large enough, with drop leaves, to seat 10 on a powerboat. Teak-vinyl top, mahogany legs, and polypropylene hinges give it moist-air durability and a matching nautical look that should also be attractive when ashore next winter—like so many other items of double-duty boating gear today. Folded for stowing, the table is only two inches wide.

Many landlubbers think instant coffee, powdered milk, condensed soups, and the new quick-frozen and dehydrated meats were created for them. Boatsmen know better; these are actually the boating bonus that makes eating afloat as cheerful as eating ashore. This season's addition to a sea-going larder is a battery-operated galley water heater from Allen Electronics. Twenty-two different hot or cold instant drinks, soups, and sodas are supplied by the company for a quick pick-up when the watch comes below on a chilly night or in early dawn.

The J-Cat by Amerimex, safe, simple—two floats joined by metal frame and wooden decking. Floats have two compartments with separate valves. Can be fitted with sail or outboard motor. Collapsible or easily carried on your car.

Boating will be safer this summer, if Coast Guard statistics follow form. Thousands of new boats take to the water every year, yet the accident percentage is going down. Better boats and pleasure sailors are two likely reasons, but many safety accessories have contributed. Few pleasure-craft accidents happen at night and many families could double their hours of water fun by overcoming a reluctance to go boating after dark. One new night-time aid, from Trident Marine, is an electronic strobe flasher now small enough to slip onto a life jacket. Reported to be visible to search aircraft 50 miles away, the unit can also be spotted nearby even if it's underwater. Several years ago, a crew member who was washed overboard in the dark in a Bermuda race was able to spot a larger model attached to a life ring, swim to it, and be rescued. This year's smaller clip-on model is typical of new answers to problems of an age-old pastime. THE END

Corvair Monza Sport Sedan

The car: Corvair by Chevrolet
The appeal: Universal

The reason: It's different from any other American car.

It does things on the road that no other American car can without special equipment.

Like go through mud, sand and snow where others can't. The air-cooled engine is in the rear. The trunk, up front.

It rides softly, but not mushy. It has a nimble 4-wheel independent suspension with soft springs and a wider wheel tread for greater stability.

In a turn, you're master. The steering is precise and the turning diameter short. Coming out of the turn, you move. Especially with the 140-hp engine you may ask your dealer to order for you.

When parking, you're king. We've never offered power steering with a Corvair. It doesn't need it.

You can forget about adding water and putting antifreeze in a Corvair. It doesn't use them.

It is very easy to get into. There's more shoulder room than last year. New door openings. Entrance height has been increased.

It is also a nice place to be, once you're there. Deep bucket seats, thick wall-to-wall deep-twist carpeting and a deeply recessed instrument panel make you want to just sit around and feel real good.

There are all kinds of Corvairs. In all kinds of colors. For all kinds of people.

About the only kind you can't get is a dull one. . . . Chevrolet Division of General Motors, Detroit, Michigan.

CHEVROLET

This is today's pacesetting stainless—preferred by women of taste. Its perfect weight and balance, careful jeweler finish, outstanding patterns make it truly one of a kind—Solid Stainless by Oneida Silversmiths.

LEFT TO RIGHT: PAUL REVERE, CANTATA, TEXTURA, LASTING ROSE, TEMPO. OPEN STOCK AND SERVICES FOR 4, 6, 8 OR 12. IN COMMUNITY® STAINLESS: CANTATA, PAUL REVERE. A 16-PIECE SERVICE FOR FOUR, $24.95. IN ONEIDACRAFT® DE LUXE STAINLESS: TEMPO, TEXTURA AND LASTING ROSE. A 20-PIECE SERVICE FOR FOUR, $19.95 . . . WE'D LIKE TO SEND YOU A SPOON, TO TRY ON YOUR OWN TABLE. SEND NAME, ADDRESS AND PATTERN DESIRED, WITH 25¢ IN COIN, TO CASTLE SERVICES, DEPT. 11, VERONA, N.Y. 13478. OFFER VALID ONLY IN THE U.S.A., EXPIRES SEPTEMBER 1, 1965.

From mid-May (and earlier in many parts of our country) you can see what we call the tanophiles . . . young things and some not so young stretched out with arms, legs, and faces turned up to the warming sun.

The sun has wonderful properties. You know them. It helps plants grow, warms our earth and swimming waters, gives us a lovely light, is the very symbol of friendliness and summer. Fine! It is a natural source of vitamin D, helps to dry up over-oily skins and their resulting eruptions, makes us perspire healthily when we're active. Excellent! But what the sun is *not* is important too. It is *not* good for our skins when we expose large areas too long and too unprotected. Only your dermatologist can tell you just how long is too long for your particular skin. But he'll be the first to tell you, if you're over 25, that sun is a serious factor in *aging* your skin.

Old Sol's rays, healthy and delightful in moderation, after too much or too repeated exposure, have a way of thinning your skin even though it seems more like a way of leathering it. And as the skin thins, it loses its resiliency—stretches but doesn't snap back. Alas, it sags. And this aging action of the sun goes to work on all but *very* young people.

We're not talking about the foolishness of sunburn. Surely you won't be one of those self-torturing souls. But are you one of the slow hurt-yourself types? Here are a few safe and sane rules for making the sun your friend.

1. Begin your sun exposure on a timed basis. On the first really warm day that invites a swimsuit and a chair in the yard, give yourself only five minutes fore and aft.

2. Sun is murder on hair. It strips the color whether artificial or natural. It makes the hair porous, susceptible to breaking and splitting. From May 1st on, cover your hair. Since the summer rays can penetrate straw hats and even fabrics, take steps to offset sun damage. Those steps are a conditioner after each shampoo (Clairol's *condition*, Revlon's *Flex*), a more frequent oil treatment, and oily brilliantine used quite liberally.

3. Whether you're the "I never burn" or "I never do anything but get red," you need a sun lotion, cream, or ointment. A few of the most easily found brands are on page 98. Used as the maker tells you, they are helpful, though their effectiveness varies with individual skins.

4. Starting with five minutes at a time in May and getting consistent daily exposure, all but the very fair or red head can brave a half-hour dip by the Fourth of July. But how many of us can sunbathe each day to build up that immunity? So take a cover-up coat to the beach, lake, or pool and be sure to keep it on except when you're in the water.

5. Make it routine to apply a sun-screen lotion to face, throat, chest, arms, and legs before every exposure and after each dunking.

6. The skin around your eyes is particularly susceptible to thinning and stretching. If you want a few minutes of intensive sunning, cover that area with cream- or lotion-saturated squares of cotton.

7. Don't use "kitchen-pharmacy" suntan mixtures. The makers of sun-screening preparations have spent plenty of dollars and hours and more hours developing effective products.

8. Good sunglasses do help ward off sun-squint lines. But pay enough to get good ones. Or if you wear glasses get tinted ones ground to your own prescription.

9. Your skin needs extra help when it gets daily sun exposure—two applications of your night cream, one rubbed in thoroughly, blotted off, a second application for good measure, like the Pond's *Cold Cream* label says.

10. The body creams you used in winter—Elizabeth Arden's *Ardena Body Cream*, *Herbessence Body Smooth* by Helena Rubinstein, Revlon's *Aquamarine Lotion* are excellent to convert your sun coloring to a smooth, satiny finish instead of that scruffy peeling effect. Use them regularly after your bath or shower.

11. Even though you're going to put sun-screen stuff over it, use your moisturizing lotion all summer, every day, all day. (continued on page 98)

Siding — P&L House Paint, Forsythia
Door — P&L Verdura Trim & Shutter Finish, Cranberry Red
Trim — P&L Verdura Trim & Shutter Finish, White

"How Lovely! Let's Use Pratt & Lambert On Our House."

A wise decision! For Pratt & Lambert paint adds freshness and beauty that lasts and lasts. P&L exclusive Calibrated Colors® are decoratively correct and harmonize with each other and their surroundings.

P&L House Paint is easy to apply and is available in regular oil-base type, either gloss or low luster; water-thinnable, oil-base type; or latex type. Your painting contractor or Pratt & Lambert dealer will gladly recommend the best type for your house at a price within your budget.

Use Pratt & Lambert . . . the paint most frequently specified by architects, acknowledged by painters to be definitely superior.

PRATT & LAMBERT-INC.

NEW YORK • BUFFALO • CHICAGO • ORANGE, CAL. • FORT ERIE, ONTARIO

You'll find many helpful and interesting ideas in this new booklet "For Harmonious Living . . . Calibrated Colors®." 24 pages in full color.

PRATT & LAMBERT-INC., Dept. AM-2
75 Tonawanda Street
Buffalo, N. Y. 14207

Please send me your new booklet "For Harmonious Living . . . Calibrated Colors®." I enclose 25¢ in coin.

Name .....
Address .....
City ..... State ..... Zip # .....

WHAT TO LOOK FOR IN OUTDOOR FURNITURE

Design as thoughtful and as fine as in the best of living room pieces. . . materials that can stand up to the elements . . . workmanship that can take the wear and tear of casual living . . . colors that enhance the outdoor scene . . . and a large order of comfort, adaptability, and easy movability.

chic and comfort with capital C's . . . double chaise with adjustable back and sun canopy, vinyl-coated flower print, 8-year rustproof guarantee. From the Festiva collection by Molla.

spanish influence in a handsome chair that adds simple, fine design to its rugged metal frame, weather-aware cushion. From Atrium collection by Brown Jordan.

a clean contemporary look to dining table of metal and glass, chairs with rushlike seats, and rattan-effect wrappings combine to provide versatile indoor, outdoor furnishing—whatever the setting. From Pacific collection by Woodward.

one lovely way to anticipate summer guests, but not encourage them! Handsome country-style sofa for a covered porch or family room, 72x24", of iron with plaid pillows, and plain seat cover; is also, but not too obviously, a bed! By Gallo.

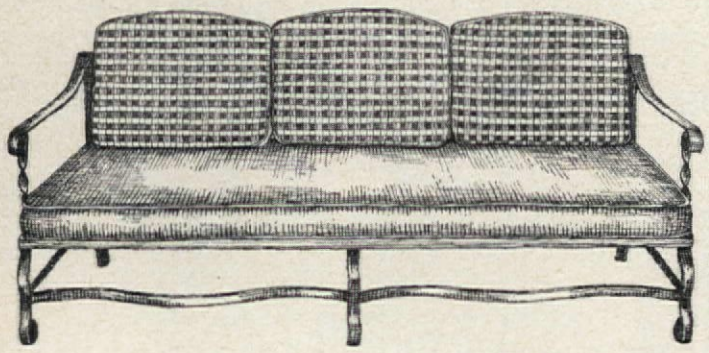

rocker Lounger of stainless steel and vinyl "string," in your choice of summer bright aqua, coral, sea green, or yellow. That lever on the right is your "control panel" for a choice of restful positions from upright to up feet! By Surf Line.

Barbara Wolff

DOVE MILDNESS COMES TO THE KITCHEN

Announcing new Dove-for-Dishes—especially made to be safe—even for women with dry, problem hands

From Lever Brothers comes a brand-new dishwashing liquid with a skin lotion ingredient in every drop.

IMAGINE a dishwashing liquid *safe* enough to be called Dove. Imagine a pure white dishwashing liquid with a skin lotion ingredient in every single drop. Then you can imagine the gentleness of new Dove-for-Dishes.

Not like other liquids

New Dove-for-Dishes is different from any dishwashing liquid you are now using. Dove's special formula is made to do *more* than just clean your dishes. This remarkable new dishwashing liquid is especially made to be safe for *sensitive* hands. For *dry* hands. For *problem* hands. For *your* hands.

Actually makes the dishwater feel safer

New Dove-for-Dishes has a special combination of ingredients that even makes the dishwater feel softer, smoother – so much *safer* on your hands. New Dove's creamy white formula feels like a soothing balm—even on *sensitive* hands.

Why don't you treat *your* hands to amazing new Dove-for-Dishes?

"After the first week's use, my hands were smoother," says Mrs. Marilyn Konzet of Great Neck, Long Island.

Mrs. Konzet recently participated in a clinical study for new Dove-for-Dishes. Here are *her* findings.

"My hands were red before I used this brand. I noticed that, after the first week's use, my hands were smoother. The scaliness was beginning to disappear. And finally, it was completely gone and my hands were normal again.

"They were white and I was delighted with the feeling. Because—believe me—I take pride in my hands. I feel that they are always on display."

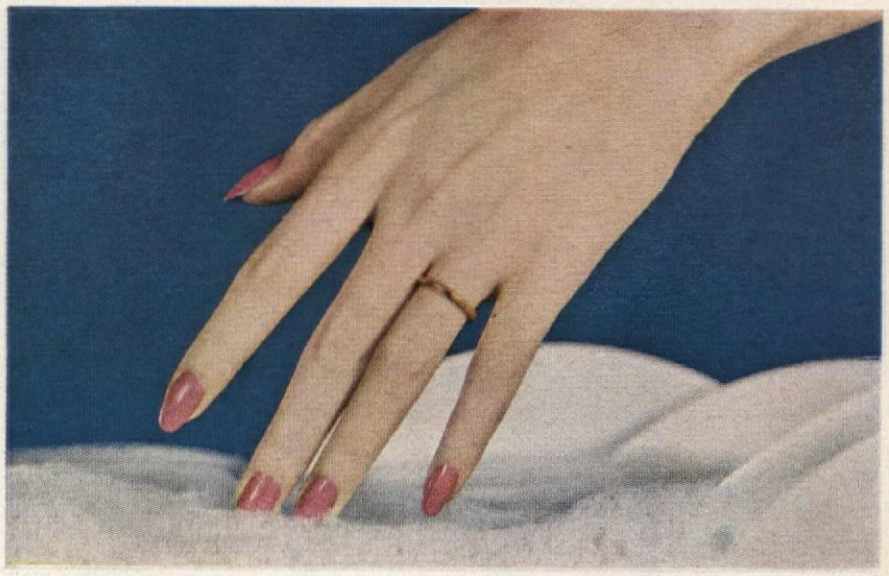

Your hands are safe. Your dishes are sparkling.

Glasses come out crystal-clean. Dishes, without a trace of film. Even dried-on egg washes off easily. In fact, new Dove-for-Dishes cleans so beautifully—keeps hands so safe, that Lever Brothers unconditionally guarantees satisfaction or your money back.

ALMOST-MINIATURE CHESTS

There's something so endearing and appealing about the new, small storage pieces we call "almost-miniatures" that we thought you might like to see more of them this month. They're all designed to fill in odd wall spaces, to stand near sofas or chairs as end tables, and they're available to go with many traditional and contemporary styles. Not only is their smallness irresistible but they add a highly personal touch to any room.

Almost-miniature Colonial gentleman's chest by Pennsylvania House is only 24 inches high, comes in the firm's warm, new Vintage finish. With finely antiqued and very authentic brass hardware, it retails for about $100.

Scandinavian version, in teak or rosewood, has straightforward styling, sturdy legs and pulls. Because it's only 20 inches wide by 26 high, it manages to look dainty. Price is about $111 in teak, $122 in rosewood, by John Stuart, Inc.

Spanish cocktail chest from Drexel has the popular country look and hand-crafted appearance. It can be used as a cocktail table or as a small hall piece; very good in den, study, or family room too. Top lifts up. $149.

Three-drawer modern chest from Founders Furniture is typical of the new trend in scaling. Straight sides allow for bunching. Piece shown comes in oak, is 26x16x23", sells for about $80. Coordinated cabinets are available.

TERRAZZO

bedspread at these and other fine stores:

Abilene, Texas ..... Minter's
Abilene, Texas ..... Thornton's
Akron, Ohio ..... Polsky's
Albuquerque, N. M. .. American Furniture Co.
Alexandria, La. ..... Wellan's
Amarillo, Texas ..... White & Kirk
Arcadia, Calif. ..... Hinshaw's
Asbury Park, N. J. ..... Steinbach's
Atlanta, Ga. ..... Rich's
Austin, Texas ..... Dillard's
Austin, Texas ..... E. M. Scarbrough & Sons
Bakersfield, Calif. ..... Brock's
Baltimore, Md... Hochschild, Kohn & Branches
Baltimore, Md. ..... Stewart's & Branches
Barre, Vt. ..... The Homer Fitts Company
Baton Rouge, La. ..... D. H. Holmes Co. Ltd.
Baton Rouge, La. ..... Goudchaux's
Beaumont, Texas.. White House Dry Goods Co.
Bellingham, Wash. ..... Bon Marche
Bellingham, Wash. ..... Wahl's
Bellows Falls, Vt. ..... A. J. Tidd Inc.
Binghamton, N. Y. ..... Fowler, Dick & Walker
Birmingham, Ala. ..... Loveman's
Birmingham, Ala. ..... Pizitz D. G.
Boston, Mass. ..... C. Chandler Co. & Branches
Boston, Mass. .. Jordan Marsh Co. & Branches
Boston, Mass. ..... Walpole Brothers
Brockton, Mass. ..... Fraser's Inc.
Brooklyn, N. Y. ..... A & S & Branches
Buffalo, N. Y. ..... Adam, Meldrum & Anderson
Burlingame, Calif. ..... Levy Brothers
Cambridge, Mass. ..... Corcoran's
Charleston, S. C... Jas. F. Condon & Sons, Inc.
Charlotte, N. C. ..... J. B. Ivey & Company
Chattanooga, Tenn. ..... Miller Brothers
Chicago, Ill. ..... Wieboldt's
Claremont, N. H. .... Houghton & Symonds Co.
Columbus, Ohio ..... F. & R. Lazarus Company
Concord, Calif. ..... Rhodes
Corpus Christi, Texas ..... Fedway
Dallas, Texas ..... Titche's
Dallas, Texas ..... W. A. Green Company
Dayton, Ohio ..... Rike-Kumler
Des Moines, Iowa ..... Younkers
Detroit, Mich. ..... Jacobson's
Dover, N. H. ..... M. H. Lacy Company
Durham, N. C. ..... Thalhimers Ellis Stone
East Portland, Ore. ..... Lipman & Wolfe
El Paso, Texas ..... American Furniture Co.
El Paso, Texas ..... Popular Dry Goods
Eureka, Calif. ..... Daly Brothers
Everett, Wash. ..... Bon Marche
Fall River, Mass. .... R. A. McWhirr Company
Fitchburg, Mass. ..... J. C. DeLisle Company
Fort Worth, Texas ..... Monnig's
Fresno, Calif. ..... Rhodes
Galveston, Texas ..... Eiband's
Garden City, N. Y. ..... Frankel's
Glendale, Calif. ..... Webb's
Greensboro, N. C. ..... Thalhimers Ellis Stone
Greenville, S. C. ..... Meyers-Arnold
High Point, N. C. ..... Harllees Inc.
Hillsdale, Calif. ..... Emporium
Houston, Texas ..... Foley's
Houston, Texas ..... Joske's
Indianapolis, Ind. ..... Wm. H. Block
Inglewood, Calif ..... Boston Store
Jackson, Miss. ..... Kennington's
Jackson, Miss. ..... S. P. McRae Company
Jacksonville, Fla. ..... Furchgott's
Jacksonville, Fla. ..... Ivey's
Jacksonville, Fla. ..... May-Cohen
Joplin, Mo. ..... Macy's
Kansas City, Mo. ..... Emery, Bird, Thayer
Kansas City, Mo. ..... Jones Store, All Stores
Kansas City, Mo. ..... Macy's, All Stores
Keene, N. H. ..... W. L. Goodnow
Laconia, N. H. ..... Dennis O'Shea
Lafayette, La. ..... Maurice Heymann
La Jolla, Calif. ..... Meanley's
Lake Charles, La. ..... Muller's
Lakewood, Washington ..... Rhodes
Leominster, Mass. ..... J. C. DeLisle Company
Lincoln, Neb. ..... Gold's
Lincoln, Neb. ..... Miller & Paine, Inc.
Little Rock, Ark. ..... Gus Blass
Little Rock, Ark. ..... Pfeifers
Long Beach, Calif. ..... Buffums'
Los Alamitos, Calif. ..... Boston Stores
Los Angeles, Calif. ..... Broadway Dept. Store
Los Angeles, Calif. ..... May Company
Louisville, Ky. ..... Kaufman's
Louisville, Ky. ..... Stewart's
Lubbock, Texas ..... Dunlop's
Marin, California ..... Emporium
Memphis, Tenn. ..... John Gerber Company
Memphis, Tenn. ..... J. Goldsmith & Sons
Memphis, Tenn. ..... Lowenstein's
Miami, Fla. ..... Jordan Marsh
Midland, Texas ..... Grammer-Murphey
Milford, Mass. ..... C. E. Cooney Company
Millbrae, Calif. ..... Britt's
Monroe, La. ..... The Palace
Montgomery, Ala. ..... Montgomery Fair
Napa, California ..... W. R. Carithers
Nashville, Tenn. ..... Cain-Sloan Company
Nashville, Tenn. ..... Harvey's
Newark, N. J. ..... Bamberger's & Branches
Newark, N. J. ..... Hahne & Company
Newburyport, Mass. ..... Miller's Dept. Store
Newport, R. I. ..... Wm. Leys Dry Goods Co.
New Orleans, La. ..... D. H. Holmes Co. Ltd.
New York, N. Y. .... Bloomingdale's & Branches
New York, N. Y. ..... Macy's and Branches
New York, N. Y. ..... Stern's & Branches
Northampton, Mass. ..... Cedar Chest
North Attleboro, Mass. .... Miller's Dept. Store
North Central, Fla. ..... Maas Brothers
Northgate, Washington ..... Bon Marche
Oakland, Calif. ..... Rhodes
Oklahoma City, Okla. ..... John A. Brown Co.
Omaha, Neb. ..... J. L. Brandeis & Sons
Omaha, Neb. ..... Thomas Gilpatrick & Co.
Opelousas, La. ..... Abdalla's
Orlando, Fla. ..... Ivey's
Orlando, Fla. ..... Jordan Marsh
Pacific Grove, Calif. ..... Halman's
Peoria, Ill. ..... P. A. Bergner & Company
Philadelphia, Pa. ..... Gimbel Brothers
Philadelphia, Pa. ..... John Wanamaker
Phoenix, Ariz. ..... Diamond's
Phoenix, Ariz. ..... Korrick's
Phoenix, Ariz. ..... Rhodes
Pittsburgh, Pa. ..... Gimbels
Pittsfield, Mass. ..... England Brothers
Pomona, Calif. ..... Buffums'
Port Arthur, Texas ..... Bluestein's
Portland, Ore. ..... Lipman, Wolfe & Co.
Providence, R. I. ..... Gladding's Inc.
Raleigh, N. C. ..... Boylan-Pearce Inc.
Rayne, La. ..... Mervin Kahn Company
Redland, Calif. ..... Harris Company
Riverside, Calif. ..... Harris Company
Sacramento, Calif ..... Claude Gordons
Sacramento, Calif. ..... Hale's
Sacramento, Calif. ..... Weinstock-Lubin
Sacramento Arden Fair, Calif. ..... Hale's
Sacramento Country Club, Calif. ..... Rhodes
Sacramento Country Club, Calif... Weinstock-Lubin
Sacramento South Gate, Calif. ..... Rhodes
St. Louis, Mo. ..... Famous-Barr, All Stores
St. Louis, Mo... Stix, Baer & Fuller, All Stores
Salem, Mass. ..... Mahan's Inc.
San Antonio, Texas ..... Joske's
San Antonio, Texas ..... Rhodes
San Bernardino, Calif. ..... Harris Company
San Diego, Calif. ..... Walker-Scott
San Francisco, Calif. ..... Emporium
San Jose, Calif. ..... Hale's
San Jose, Calif. ..... Hart's
San Mateo, Calif. ..... Levy Brothers
Santa Ana, Calif. ..... Buffums'
Santa Barbara, Calif. ..... Trenwith's
Santa Monica, Calif. ..... Henshey's
Santa Rosa, Calif. ..... W. R. Carithers
Santa Rosa, Calif. ..... Rosenberg's
Seattle, Wash. ..... Bon Marche
Seattle, Wash. ..... Rhodes
Sherman, Texas ..... Price's
Shreveport, La. ..... Rubenstein's
Spokane, Wash. ..... Bon Marche
Stanford, Calif. ..... Emporium
Stevens Creek, Calif. ..... Emporium
Stockton, Calif. ..... Weinstock-Lubin
Stonestown, Calif. ..... Emporium
Sunnyvale, Calif. ..... Hart's
Syracuse, N. Y. ..... Chappel
Syracuse, N. Y. ..... Dey Brothers
Syracuse, N. Y. ..... Witherill's
Tacoma, Wash. ..... Bon Marche
Tacoma, Wash. ..... Rhodes
Taunton, Mass. ..... Franklin Sales Company
Tucson, Ariz. ..... Levy's
Tucson, Ariz. ..... Steinfeld's
Tulsa, Okla. ..... Brown-Dunkin
Waco, Texas ..... Monnig's
Washington, D. C. ..... Hecht Co. & Branches
Washington, D. C. ..... Lansburgh & Branches
Washington, D. C. ..... Woodward & Lothrop
West Palm Beach, Fla. ..... Pioneer Company
Whittier, Calif. ..... Hinshaw's
Wichita, Kan. ..... Buck's
Wichita, Kan. ..... Innes
Wilkes-Barre, Pa. ..... Fowler, Dick & Walker
Worcester, Mass. ..... Denholm & McKay Co.

Morgan-Jones

104 W. 40TH STREET, NEW YORK, N. Y. 10018 / A DIVISION OF SPRINGS MILLS, INC.

MORGAN-JONES bedspreads

...color-cued to you. Blue, deep as the Mediterranean. Serene on the surface. But surging with depths of excitement. Is this blue you? Treasure, then, Terrazzo. Morgan-Jones' brilliantly conceived bedspread. Softly sculpted. Durably woven. All shadow and substance and smash. And. Available also in aqua, sand, avocado, cranberry, seaspray, beige, hyacinth, snow, carnation, lemon, walnut, cinnamon, pumpkin, copper. About $11* At fine stores everywhere.

*Slightly higher in the West and Canada.

Morgan-Jones

DIVISION OF SPRINGS MILLS, INC.
104 WEST 40TH STREET, NEW YORK, N.Y. 10018

THE CONN THEATRETTE

At last! A true theatre organ that's home-size

The magical, wonderful sound of that big movie-palace organ—now yours to play and enjoy in your own home!

Remember? The exciting organ that was as big a feature as the feature film itself? The music that could make you cry, or laugh, or cheer? That was the drama, the enchantment, and the fun of the versatile theatre organ.

Now the Theatrette lets you recreate these delightful, amusing sounds and effects right in your own home! This compact, authentically styled "horseshoe" console is self-contained, including the famous Leslie speaker and Conn rhythm section. The rainbow of colorful tabs provides the musical effects of yesterday and today that you want.

The price? A little more than a conventional home-styled organ—but more than worth it. Let your Conn dealer tell you about it—and do it soon because you can be playing those happy songs you remember, in minutes, even if you've never read a note of music. It's that easy.

Think! Tomorrow night you could be filling your home with music—playing those songs you remember and love. They sound wonderful on the Conn Theatrette. Why don't you find out for yourself? Just visit your Conn dealer and see what we mean.

CONN ORGANS / CONN PIANOS

Made by C. G. Conn Ltd., world's largest manufacturer of band and orchestra instruments... since 1875.

BOTH FREE! Clip coupon and mail today.

1. "Tibias, Vox and Nostalgia," L. P. record of Theatrette music
2. Helpful booklet, "How to Choose an Organ"

Name_____

Address_____

City_____ State_____ Zip_____

Mail to Dept. AH-16, Conn Organ Corp., Elkhart, Indiana

MUSIC TO ADD MORE MAGIC TO SUMMER

There's no such thing as completely effortless listening to music. The very act of listening means making a contribution. Even when you hear the most overworked pop tune, you contribute something however unconsciously (or unwillingly!). Often it's a silent sing-along-in-the-head. If you're a music lover you know how stimulating, lifting, exciting, great music can be—and how very demanding of you. Listening is a performance!

But there is music—good music—that, while worthy of great concentration, is still delightful and enjoyable when listened to quite casually. It's an ideal sound for warmer weather, when lazy days and evenings offer so many distractions or when friends drop in. It's also a pleasant way for the newcomer to classical music to wander into a lovely land. So for the weeks ahead may we suggest a strawhat circuit of records, a summer wardrobe of music for easy listening. By fall these pieces will be old friends; like all good friends you'll find yourself discovering more and more to like about them, unsuspected and rewarding depths. Let's begin with the easiest of all good music to love—waltz music from ballets.

Favorite Romantic Waltzes, with the Philadelphia Orchestra, Eugene Ormandy conducting (Columbia). The names of the 11 waltzes may not be familiar to you but the refrains of almost all will be! And we'll wager, though, you haven't heard them played with the joyous color and mood that the Philadelphians and Ormandy bring. Here are two waltzes from the poetic ballet, *Les Sylphides* by Chopin; the waltz from *Coppélia* by Delibes, the first ballet about a doll coming to life; two from that magic-for-children ballet *The Nutcracker* by Tchaikovsky; three from Offenbach's *Gaîté Parisienne;* one from *The Sleeping Beauty;* and the "Waltz of the Swans" from *Swan Lake* also by Tchaikovsky. This music crosses almost all age boundaries; visiting grandmothers, uncles, and aunts share the enjoyment with the children (exception: It may be too young or too old for some teens!).

Richter—Chopin, Rachmaninoff, Prokofieff, Ravel (RCA Victor), is an album recorded at this incredible pianist's concerts in 1960. There is no point in trying to improve on what music critic and author Louis Biancolli says about Sviatoslav Richter, "Music lovers everywhere from the most hardened to the newest succumbed to . . . the inimitable beauty of his playing . . . the wondrous rapport of mind and spirit established at the piano between composer and performer. This is so with each of these pieces by Chopin, Ravel, Rachmaninoff and Prokofieff . . . for the duration of each selection we, too, become artists like Richter—artists at listening." Own this one.

Erick Friedman, Violinist is the way the RCA Victor record jacket reads. You'll agree, with a few praising adjectives, when you listen to this young man (a student and protégé of Heifetz) play five highly melodic selections. Backed by the London Symphony Orchestra, Sir Malcolm Sargent conducting, Mr. Friedman makes his Stradivarius violin sing brilliantly through Chausson's *Poéme,* Ravel's *Tzigane* (gypsy) the familiar "Gypsy Airs" by Sarasate, Wieniawski's *"Legende."* This is lovely music to come drifting across the lawn on a summer's evening—or to listen to as intently as you wish.

Florida Suite and Dance Rhapsody No. 2 by Delius (Capitol) might never have been brought to us except for the late Sir Thomas Beecham who spent some 20 years researching the music of this lyrical Englishman. You'll hear in the melodious suite a pictorial image of a day in Florida (not Miami!). There's "Daybreak," "By the River," "Sunset," "Near the Plantation," "Night." Delius was a mere 24 when he wrote this.

The Pastoral, Beethoven's Sixth Symphony, is, in the words of George Marek, Vice President and General Manager of RCA Victor, "one of the happiest and most enduring tributes offered by an artist to nature." And if you think that a symphony by one of the greatest romantic composers is scarcely easy listening, *The Pastoral* will prove you wrong! It is as gay as a country dance, as light-hearted as a successful picnic, as visual as a summer thunderstorm—and as beautiful as the sunset at the close of a summer's day. Again, it offers light and refreshing listening to the casual guest, the busy householder—and depths that insure you'll never tire of it! THE END

Imagine. A slide-out meat market in your own refrigerator.

Think of having nice juicy roasts, rich red hamburger, plump moist chickens—all fresh, unfrozen and ready to cook every day. You can with a new Westinghouse Center Drawer Refrigerator. The exclusive slide-out Center Drawer has a separate temperature-controlled Meat Keeper. It can keep 21 pounds of meat—even hamburger—fresh 7 days without freezing.

You can forget about those extra shopping trips, too. There's a good size fresh food compartment up top...a big 178-pound capacity freezer below...all Frost-Free.

See your Westinghouse dealer soon. He now has seven shiny new Frost-Free Refrigerators equipped with family-size meat markets.

You can be sure if it's Westinghouse

NOW...

you can make any drapery style without

complicated measuring and sewing!

IT'S EASY—just stitch a Conso BESTPLEAT® tape to the top of your fabric—then slip a golden NIP-TITE® hook into the BESTPLEAT pocket. Presto! You have professional custom-like pleated draperies. Why? The BESTPLEAT evenly spaced, woven-in, non-rip pockets eliminate laborious pleat sewing and measuring. The NIP-TITE hook's middle arm holds pleats evenly, firmly. And washing and cleaning is easy; BESTPLEAT tape is preshrunk; NIP-TITE hooks are removable.

Now, what drapery styles? What fabrics? Just get yourself Conso's new (22nd Edition) "1,001 Decorating Ideas"® Magazine—it's loaded with ideas. Practically every store that sells fabrics in the United States and Canada has it—also newsstands. For store nearest you in the United States, call Western Union (by number); ask for Operator 25. Or send 50¢ in coin to Conso, Dept. AH-6, P.O. Box 325, New York, N.Y. 10010.

BESTPLEAT® & NIP-TITE®

by Conso® *for the Decorator touch*

IF YOU OWN A BOAT

Do you own a boat? Then you're part of a formidable fleet today! Idyllically, your pleasure craft, your family, you, and the water are a combination that spells relaxation. But with 7,699,999 other owners cruising around on our waterways, you need three other ingredients for complete enjoyment.

We mention the first two—we discuss at length the third. The first is skill . . . the necessary skill to navigate and care for your boat.

The second is a rigid regard for safety rules, whether codified or simple common sense. Many states have no regulations about the age or experience of the "skipper"—but small boys and girls don't belong behind the wheel of a powerboat any more than in that same spot in an automobile. In small crafts on uncrowded waterways, a responsible youngster may be at the tiller—but it's best that he be under supervision.

The third ingredient is adequate insurance. Last year the average price paid for a new boat, motor, and trailer was $1242, a sizable but worthwhile investment in recreation. You need insurance to protect that investment. This is called hull coverage. It protects you from loss due to theft or physical damage . . . collision, capsizing, fire, vandalism . . . to your boat, motor, trailer. This insurance can be bought with that $50-deductible feature so familiar to car owners—and it makes the premium much lower. Available deductible amounts vary by company.

But far more important than hull coverage is liability protection. "With the trend in personal liability awards up across the nation, anyone who operates a boat without liability coverage is courting financial disaster," warns Walter H. Vernier, Executive Vice President of State Farm Casualty Company, one of the firms offering special package policies for boat owners. Mr. Vernier cites the case of a woman who was awarded $100,000 as the result of being injured in a boating accident. He points out, "If you are responsible for an accident in which someone is awarded damages and you haven't enough liability insurance to pay for it, you can lose your home, car, savings account, and even a good portion of your future earnings."

If you already own a home-owner's or personal liability policy, you may already have $25,000 in liability coverage for certain kinds of boats. Those are the ones with outboard motors of up to 25 horsepower, inboards up to 26 feet long with less than 50 horsepower, and sailboats that are under 26 feet long.

Even if your craft *isn't* covered for liability under the terms of your home-owner's or personal liability policy, you can often get that coverage as a rider to your policy. (For outboards, the additional premium, which varies by territory, will generally be about $5 to $10 per year for $25,000 limits.)

To protect both your boating equipment and get a higher liability coverage, you can take out one of the package boat-owner's policies now offered by State Farm and a number of other insurance companies.

Some of the other companies that specialize in pleasure boating insurance include: Safeco, Seattle; Insurance Company of North America, Philadelphia; New Hampshire Insurance Group, Manchester, New Hampshire; Great American Insurance Company, New York City; and Kemper Insurance Group, Chicago.

You'll need a card certifying that you have liability coverage before you can go boating on many municipally owned lakes and reservoirs. The usual amount required is $25,000, but some authorities require as much as $100,000 liability insurance. An insurance-verification card should be carried, also, if you're going to use your equipment in Canada. Several provinces have laws requiring that you must carry proof that you have liability insurance covering boating mishaps. Your agent can supply a card.

Even the best liability insurance can only relieve the financial problems inherent in an accident. The more serious, even tragic matter of injuring other people, strangers in another boat or your own passengers—is one that you must avoid. Few boating accidents happen. They are caused. So, in addition to your formal and written insurance policies, we urge four others:

1. Maintain all the recommended and required safety equipment in your craft, such as life preservers, horns, and proper lighting.
2. Learn and follow the nautical rules of the road.
3. Closely supervise the activities of all youngsters on board.
4. Get everyone in the family who boats to take one of the courses in boat handling offered by the Coast Guard Auxiliary, the Power Squadron, or one of the Outboard Boating Club of America groups. THE END

Introducing the latex wall paint with the built-in second coat

**...new formula
Dutch Boy Nalplex.
So high in hiding,
so smooth in leveling,
one coat looks like two.**

Now, with new Dutch Boy Nalplex, you can roll on new beauty in a single coat. It covers so well, one coat looks like two.

New Nalplex is especially made for rollers. So there are practically no roller marks or spatter. No unpleasant paint odor, either.

And cleaning up rollers or brushes? Simple. Only a matter of soap and water.

Your Dutch Boy dealer is listed in the Yellow Pages. Ask to see his demonstration of new formula Nalplex: the paint with the built-in second coat.

DUTCH BOY AND NALPLEX ARE REGISTERED TRADEMARKS OF NATIONAL LEAD COMPANY

Dutch Boy Paints: more years to the gallon.

PENNSYLVANIA HOUSE
Windsor Bed

This authentically designed Solid Cherry bed evokes the characteristic colonial grace of the windsor chair. Available in twin size, full size and king-size, the Windsor Bed is but one of many intriguing beds in the various Pennsylvania House collections. Send 50¢ in coin for a complete kit of brochures on Pennsylvania House Cherry, Maple and Homestead furniture for every room in your home. *It's a wonderful feeling to own the finest!*

by GENERAL INTERIORS

DEPT. A-55, LEWISBURG, PENNSYLVANIA

ONLY MOLLY® DOES IT RIGHT!

Genuine MOLLY® SCREW ANCHORS Products

The perfect way to fasten anything to hollow walls, doors and ceilings. Insist on Molly Screw Anchors—Buy where you see this emblem.

Send $1.00 for sample box of 12

Molly Corp., Dept. A, Box 1139, Reading, Pa.
Enclosed is $_____ for ☐ sample boxes of Molly Screw Anchors
Name.....
Address.....
City.....State.....

Like Walking on Pillows!

Dr Scholl's AIR-PILLO INSOLES

Air-Cushion your shoes for luxurious walking ease!

This miracle of walking ease cushions feet from toe to heel. Relieves pain of callouses. Eases pressure, helps lessen jar of walking. Insulates feet against heat, cold. Perforated, washable. Sanitized* treated for hygienic freshness; odor-resistant. Sizes for men and women. Always insist on Dr. Scholl's AIR-PILLO INSOLES! At all Drug, Shoe, Department, 5-10¢ Stores.

Dr Scholl's AIR-PILLO® INSOLES

START YOUR INTRODUCTORY SUBSCRIPTION TO

AMERICAN HOME

BY USING THE CONVENIENT POSTAGE PAID ORDER CARD BOUND BETWEEN PAGES 46 AND 47

DRITZ For Tidies, Slip Covers, Ruffles *twist pins*

Locks with a twist! Anchor tidies, slip covers, ruffles, auto seat covers quickly and firmly. Strong, rustproof, inconspicuous transparent tops.
At notions counters everywhere 16/29c

SPECIAL INTRODUCTORY OFFER
For pkg. of 16 pins send 25c coin to:
JOHN DRITZ & SONS, New York, N. Y. 10001

TANTALIZING VALUE

Package of 5 magnificent, vigorous Daylilies includes Lady Inara (delicate pink), Sandalwood (yellow-pastel), Shirley Wild (dandelion yellow), Spanish Gold (shimmering gold), and Summer Interlude (oxblood red). All 5 ($5 catalog value) for only $2.50 prepaid in continental 48 States. 76 page color catalog on Daylilies, Iris and Peonies free with order; otherwise, 50c for catalog only.

GILBERT H. WILD & SON, INC.
Dept. AHC-55 Sarcoxie, Mo.

You'll Enjoy Your Vacation Trip Even More When You Understand

DIFFERENCES IN DRIVING TERRAIN

By William J. Toth
Professor, Center for Safety Education
New York University

All year long you drive your car on familiar roads in road conditions that you know so well. Now comes summer—and you're off on your motor vacation. Of course you've planned, picked your itinerary, provided yourself with maps, had your car checked. Last come these footnotes (or should we call them headlines?) on preparing you to meet *new* terrains, *new* conditions on your trip.

YOU TAKE THE HIGH ROAD

You will discover when driving up in the mountains that your car seems to have lost some of its old zip. You're not having engine trouble; you may have forgotten that the engine uses a measured mixture of air and gasoline. High altitudes mean thinner air and consequently the usual mixture is lean. The solution? Have your carburetor adjusted when driving at high altitudes for any length of time.

You will also find that you need to feed more gas if you pass another car going uphill, and what would seem to be an easy pass on level roads suddenly takes more roadway. However, there is one big advantage going uphill. If you need to slow down, the slightest easing off the gas feed will reduce your speed. Conversely, going downhill requires much more braking than usual. Use a lower gear or lower drive to hold down your speed.

On curvy mountain roads too many drivers tend to "straighten out" the road by hugging the center line. *You* should stay away from that line and give others plenty of room on turns.

If you get stuck behind a slow-moving vehicle going up or down a mountain and cannot pass safely, pull off and stop for a while.

SCENIC MOUNTAIN ROADS

The majority of mountain roads-with-a-view are still two narrow and very winding lanes. In some cases "hairpin" turns have been purposely built into the road to increase the scenic beauty. SLOW DOWN BEFORE YOU ENTER TURNS. When you hear your tires squeal, you are close to trouble! You can always increase your speed in the turn, but remember that even 20 or 30 miles an hour can be too fast. Remember too, that sand or ashes used to provide traction during winter snows may still be present near the edge of the road. Either can "grease" your car into a ditch. When you're a complete stranger to a terrain, follow another car at a safe distance and watch him. His sway, use of lights can be better than a navigation chart!

During daylight hours on winding roads use your horn freely and turn on your low-beam headlights. When going downhill don't jump to the conclusion that the hill has ended when the road suddenly straightens and levels. Many times that level area is short-lived; the road again plunges down an even steeper incline.

I'LL TAKE THE LOW ROAD

Valley driving usually follows the contours of the base of a mountain, paralleling a winding stream. Watch for the most common hazard . . . falling rocks! Not only falling rocks, but fallen rocks. Immediately following a rainstorm, loosened rocks and debris seem to cover these roads. If you see signs of falling rocks ahead, don't try to speed by. Chances are they are traveling faster than you are! Slow down and move as far away as you can. As soon as the way is clear, GO AROUND the debris and get out of the area quickly.

SOME LIKE THE OCEANSIDE TOO

Perhaps the greatest hazard here besides sand is salt spray. Driving along an ocean road for only a short distance can cover your car. A complete washing as soon as you leave the area will remove the destructive salt. If you are staying at the beach, wash your car frequently.

SAND TRAPS

Sand can be found in every part of the country, but at the beach and in the desert it is everywhere. Sometimes strong winds whip it across paved roads causing it to drift. Turn on your headlights and slow down if you are caught in a driving sandstorm. Your vision is extremely limited; and distances are very deceiving. Don't attempt to plow your way through a deep sand drift without first sizing it up. Once you have begun moving in a low gear, keep going. Don't shift gears or slow down.

If you get stuck, get out to determine if you can rock your car out or if you need additional traction. Newspapers, stones, weeds, grass, or in a real emergency, even the rubber mats from your floor can be used to give grip.

Usually you will have to be towed or dug out if you are stuck on a sandy shoulder. In such an emergency, if another motorist attempts to pull you out, make sure the rope is long enough and strong enough. Above all, keep him on the hard surface. If he gets into the sand, there'll be two for the professional tow car.

STRAIGHT ROADS . . . LONG AND ENDLESS

The real challenge on throughways, turnpikes, freeways is to keep awake and alert. You may discover an almost hypnotic effect if you try to maintain a constant speed for a long period of time. Varying your speed even five miles an hour every ten minutes can help break the spell. In addition, talk to your passengers, listen to lively radio music, sing, whistle, or talk to yourself. The best rule is preventive. Before you're almost exhausted or vaguely drowsy, pull in at the first rest area you find.

PULLING OFF THE ROAD

If you need to stop, check your mirror for traffic behind, slow down, and signal traffic immediately behind you to pass. When you're down to 20 mph or less on the roadway, hold the steering wheel firmly, and pull over onto the shoulder. Be sure you are off the paved surface. If possible, stop only at designated rest areas or service areas. Many of our roadsides are so littered your tires can be seriously damaged. And sad to say, you and your passengers can also be "damaged" by lawless people who may hold you up and take your car.

BEFORE THE DESERT

When you're about to hit the desert, stop at the gas station even if you have half a tank. Fill up. Have the attendant check your radiator and battery too. Your automobile is about to start a grueling task. The sand is murderous to the mechanical parts of your car, while the heat plays havoc with your battery, your cooling system, and you.

Before you start driving in the morning, have your tires checked for over-inflation. Road heat expands the air in your tires; they harden and the quality of your ride suffers.

Wise desert drivers carry extra drinking water and radiator water. You or your car cannot afford to break down. Distances between service areas are great and the heat can be suffocating.

THE AIR IN YOUR CAR

Of course air conditioning is the ultimate for keeping you in the most comfortable driving condition. If you have it, be sure you have learned just how it operates most efficiently. (Some makers recommend leaving your rear windows open about a quarter of an inch to increase the air conditioner's efficiency.)

Lacking air conditioning, just be sure there is a steady passage of air in the car. If you smoke, clear the air every hour or so to avoid smarting eyes and drowsiness. A note of warning especially for the night driver: pilots are advised not to smoke during night flights. Smoking can adversely affect night vision.

BACK ROADS AND DIRT ROADS

Your best protection on narrow back roads is to drive slowly. Loose gravel and dirt can be almost as slippery as ice. Back-road driving requires full attention. When the car is moving, scenery is only for your passengers. Pull off if you want to see it. THE END

The last thing Lady Lydia saw as she swooned to the floor was her precious Prelude sterling being pinched. Did the butler do it?

Of course he did and who could blame him? For 25 years Blethers handled the Prelude sterling silver service (so precious it was kept with the family jewels) but its charm was too tempting.

The charm of Prelude is the charm of country gardens, gossamer lace, old-fashioned bouquets—all the enchantment of Edwardian England in delicate traceries of fine solid silver.

WILD ROSE. BRIDE'S SET $288

PINE SPRAY. BRIDE'S SET $288

So the lovely Lady Lydia forgave him all and pensioned him off to Cheapside where he spent his declining years boasting of the Great Prelude Pinch. And the charm of Prelude became legendary.

The International Silver Company makes it. You can own it. The Bride's Set, a 44-piece service for eight with a walnut chest, is only $288. It would cost $353 in open stock. You save $65.

(Similar tales are told of Wild Rose and Pine Spray, elegant Edwardians both. The International Silver Company makes them. You can own them.)

Prelude in International Sterling

The International Silver Company, Meriden, Conn.

Prices do not include taxes.



A new luxurious drapery fixture... opens every window to compliments

Elegance Cafe/Traverse Rods Graber introduces a truly beautiful drapery rod that accents today's elegant decorating. Classic design. Handcrafted beauty. Antique Brass. Antique White. Decorator White. Bright Brass. Graber Elegance is available in Cafe Rods and with the draw drape convenience of Cafe/Traverse Rods. Matching tiebacks and accessories. This newest drapery fixture is a wonderful way to add elegance to every room in your home.

Send for Marie Graber's Window Idea Book

96 pages of "how-to" ideas for window decoration

For your copy, send 50¢ and your name & address to Dept. GW-51

NAME

ADDRESS

CITY STATE

Graber

DRAPERY FIXTURES

MIDDLETON, WISCONSIN

By Vera D. Hahn

Recolor your leather or vinyl upholstery for $3.98. *Color-Hit* by Shu-Mak-Up, a brush-on color coating that stays flexible, will not peel or crack, is sold in department, variety, and drugstores. There are 24 colors available, many more can be blended from these basic shades. Kits contain two four-ounce bottles of Conditioner-Cleaner and color, plus a brush; enough for four dinette chairs. For a waterproof, dirt-resistant, and easy-to-clean surface, Shu-Mak-Up offers two spray finishes, High Gloss and Matte Finish. Choose the one you like best. Eight-ounce aerosol can, $1.99.

Perfume your lingerie drawers or linen closet shelves for $2. *Polyfab*, Karen Carson's scented polyethylene and cotton drawer liner comes in 11-foot rolls, is about 17 inches wide, and has a sweet-sixteen rosebud design in pink or blue with dainty scent to match.

Find the ideal stool for kitchen or breakfast counter or bar. Hamilton Cosco has it—for about $20. It's their new Adjustable Pedestal stool with vinyl-upholstered revolving "bucket seat" and chrome-plated footrest which adjusts to height, just as the seat does, from 24 to 30 inches. Tubular steel frame comes in white or black enamel. Gold, teal blue, or ranch brown upholstery is offered with white frame. Colors with black are white, tangerine, or black. Styling is sleek, understated, and modern. Good with most types of decor.

Color key your piano to make it fun while the children learn to play or to match your new living room color scheme—for $50, which includes installation. Piano keys of *Celcon*, a new high-strength material by Celanese Plastics Company, come in seven pastels plus white. Sets of 54 keys (fronts and tops) in standard piano sizes can be had at most piano dealers. They're manufactured by Kolor Kee Company, distributed by Schaff Piano Supply Company. Assigning each note of the octave its own color and repeating these color octaves across the keyboard will speed up lessons.

Roll out the drinks with a walnut bar cart by Ello Furniture Products, Inc., priced at $75. Ingeniously designed, the bar cart unhinges from an 18-inch square pedestal or lamp table (27 inches high) to reveal a pair of yellow swing-out trays, one to hold glasses, the other for bottles. Hinged top is walnut plastic.

(continued on page 94)



The end of a beautiful evening doesn't have to be the end of a beautiful candle.

That's the nice thing about Ronson Gas Candles. They stay beautiful for a whole lifetime of candlelit evenings. They never burn down.

There's no smudgy wick, no drippy wax to worry about. So they'll never be responsible for the end of a beautiful tablecloth, either.

The only thing these candles burn is butane. Clean, smokeless, odorless butane. From a Ronson Multi-Fill® injector.

One quick fueling keeps you in candlelight for hours. And since the flame is adjustable, it pays to be romantic. The lower you keep the flame, the longer the fuel lasts.

Only $19.95 a pair, handsomely gift-boxed. In Antique White, Cardinal Red, and Silver or Gold-Tone satin finish. Other traditionally tapered Ronson candles come in a wide range of sparkling Luralite finishes at slightly higher prices.

Or you can go Danish Modern with the luxurious, hand-rubbed Rosewood candle at the right. 19½ inches of dramatic candle at night. A stunning piece of modern sculpture in the daytime.

But then, all Ronson Gas Candles look good in the harsh light of day. Even the morning after a beautiful evening.

RONSON®

Varaflame Gas Candles

Ronson Corp., Woodbridge, N.J., U.S.A. Also available in Canada. See the Ronson Exhibit at the World's Fair.



STUNNING, STRONG, YET ALLURING

Here's instant decorating for your bathroom, with new towels the only tools. Smashingly scaled, stunningly patterned, and strongly colored, they'll make you forget all about conventional prettiness. Gone are the too obvious pastels, the dull motifs. Instead of rosebuds there are huge formal damask designs, wild stripes, and more than a touch of Moorish and Persian. **Top Row, left to right:** *Royal Mosque* by Callaway in the new "darks." Stripes from Fieldcrest's *Dawn to Dusk* collection. Scaled-up damask, *Rubaiyat*, by Wamsutta. **Center:** Unusual design by Jack Lenor Larsen; a strikingly dramatic towel of J. P. Stevens. **Bottom:** Reversible and fringed in medium shades from Cannon's *Royal Family* collection. And random stripes in rich colors by Martex.

Rudy Muller

Brand new box...
Brand new secret
of whiteness



new Fab now has pure white Borax

This is the total change in washday!
This is the secret of whiteness...new Fab with pure white Borax.
New Fab power cleans, freshens, whitens all your wash, yet costs no more than any leading detergent without Borax.
Yes...this new box contains the secret of whiteness for years to come...new Fab with pure white Borax.
Look for new Fab in the brand new box.

For intimate marriage problems tiny Norforms assures easier protection than internal bathing

Guards against germs and odors—effective for hours

Tiny Norforms® is the modern feminine suppository that makes douching old-fashioned and unnecessary. Internal bathing just cannot give you the convenience, plus the germicidal and deodorant protection, of Norforms.

Each Norforms is tiny as your fingertip. Yet it's amazingly effective against germs and odors. At contact with the body, Norforms starts to form a powerful antiseptic film that protects delicate tissues as it eliminates odor-causing germs. And this protection lasts for hours.

Tested by Doctors

Doctors have found Norforms' deodorant protection outstandingly effective. You stay free from embarrassing odor. Norforms has been proved safe, too—won't irritate sensitive tissues.

No Measuring, No Mixing, No Apparatus

And—unlike awkward internal bathing—dainty Norforms is the easiest method of protection. Simply insert a tiny Norforms . . . and feel fresh, feminine, so secure. No bother, no mess, no doubt! Norforms is at your drug counter now.

Want more details about Norforms? Just mail coupon for an informative booklet.

TESTED BY DOCTORS . . . PROVED IN HOSPITAL CLINIC . . . TRUSTED BY WOMEN

Mail this coupon to:
The Norwich Pharmacal Company
Dept. AH-55, Norwich, N.Y. 13815

Please send my free Norforms booklet in a plain envelope.

*Name*_____

*Street*_____

*City*_____

*State*_____ *Zip*_____

DANGER! PROVERBS AT WORK

By Dorothy Barclay Thompson

How about it now? True, False or Undecided?

An ounce of prevention is, at all times and in every situation, worth a pound of cure. ( )

A stitch in time will, invariably, save you nine. ( )

You can't make a silk purse out of a sow's ear. ( )

Procrastination is the thief of time. ( )

As you make your bed so must you lie. ( )

Beggers can't be choosers. ( )

Only a coward runs away. ( )

Now look at your answers. A preponderance of "undecideds"? You have ample company. A "T" in every space? Ah, you are one of a small but sturdy band. Your numbers have been dwindling of late but in the days ahead—days of automated teaching and instant learning—your push-button approach to thinking may be in for a renaissance. Perhaps right now the era seems long past when, by the millions, grannies and older aunts prodded the young to action—or held them in check—with the help of such maxims. But its punched-tape counterpart may be closer than we think. How shall we meet it when it finally comes?

Actually, it may not be too bad. We could do worse than raise our children believing that one good turn deserves another; that a man is known by the company he keeps; that knowledge and skill need wisdom; will and a merry heart lighten every load. It could be so pleasant to exist in a world where all were content to live and let live and never spoke ill of the absent.

But in the vast store of maxims available to us from every age and many cultures only a few are that simple in intent. Far more represent double-edged swords. They can be used to encourage, discourage, even immobilize. To bolster spirits or deflate them. To prompt examination of reality or to justify closing one's eyes to it. To stimulate an active grappling with life's problems or to preach a masochistic submission to the worst. What are the positive values of these ready-made observations? What are the deficiencies?

On the plus side, they say much in little—a blessing in this word-saturated world. A member of the old, quick-quoting school listening to the long dissertations some parents deliver to four-year-olds will feel that a pithy proverb would be preferable.

"Begin in anger, end in shame." "The best armor is to keep out of gun-shot." "Grasp all, lose all."

The very succinctness of these observations can pique the interest of an imaginative child—to whom, of course, they come as fresh thought—and by giving him something to mull over, can help to counteract peevishness. The way they are worded and the tone in which they are delivered are enough to make clear that this isn't just "old stupid mommy" talking; this is an idea worth examining.

As long as they keep this fresh appeal, fine. But the child who rarely hears anything but ready-made observations about living and instant advice on his own difficulties with it, can quite rightly conclude that those who deliver the packaged proverbs have missed completely (or couldn't care less about) his individual self and the problems that are peculiarly his.

Worse yet, he may accept their assembly-line approach to living and fail to recognize this himself.

A good proverb doesn't take itself too seriously. It encourages action without guaranteeing success. It promotes perspective.

When proverbs are presented as—or begin to assume the proportions of—immutable law, watch out. This misuse may serve many different purposes. Here are some of the worst. (To know the disease is half the cure.)

Proverbs Intended to Keep You Where They Want You: "You can't fight City Hall." (And if we let you flail away, others might join you. We certainly can't have this!)

"Don't cry before you're hurt." (Wait till we hit you.)

"Don't rock the boat." (Or you'll be the one who goes overboard.)

"All things come to him who waits." (Including the silent gratitude of those who didn't.)

Proverbs Intended to Keep Your Thoughts From Unpleasant Reality: "There's no use crying over spilt milk." "Let bygones be bygones." "Forgive and forget." (A few tears or their equivalent when things go wrong help you see more clearly what happened. Dismissing hurts with no reflection leaves you open to hurt again. In short, know what you're forgiving before you forget.)

"Don't trouble trouble till trouble troubles you." (Are you going to let *it* be the one to choose time, place?)

"A clear conscience laughs at accusations." (So keep smiling till you're in the dock.)

Proverbs Intended to Keep You Fighting Till You're Flat: "Never say 'die.'" "Come home with your shield or on it." "Don't be a quitter." "Take your beating like a man." "You can't run away (continued on page 99)

BRENDA LAVATORY . . . fits counter tops as narrow as 20". | SILETTE TOILET . . . discreetly quiet flushing action. | ELJER "LIFETIME" FITTINGS . . . golden-hued, polished brass. | SAMOA SUNKEN BATH . . . high fashion in 5′ or 5½′ lengths.

People with a flair for the beautiful choose fixtures Master Crafted by Eljer

For one good economical reason. That reason is Eljer acid-resisting bathroom fixtures. Whether you build the most luxurious bathroom (and why not? It's the latest!) or the most modest, *Eljer's glamorous line includes products to accommodate just about any budget.* Eljer adds splendor to cramped quarters. Choose from six lustrous pastels or snowy white. Ask your Eljer plumbing contractor about Eljer fixtures. Or write The Murray Corporation of America, Eljer Plumbingware Division, Dept. AH, P.O. Box 836, Pittsburgh, Pa. 15230.



ELJER

SINCE 1904 FINE PLUMBING FIXTURES

MASTER CRAFTED

Eljer Master Craftsmen are adept at the fine art of sculpture. Following exclusive Eljer designs, these artisans create exact models of every new fixture. From these are made the precision molds that give shape to the superior-quality Eljer products.

The best recommendation for Tide comes inside every new Philco washer.

Big reason Philco puts it there:
New Tide gives you the cleanest wash you can get.

Naturally, you want the cleanest wash there is, and Philco wants to make sure you get it . . . from the very first load. They pack Tide in every new Philco. Can you think of a better recommendation for Tide?

In top-loaders like yours, new Tide gives you a cleaner wash than *any* other kind of detergent—low sudser, liquid or tablet. When you see those powerful Tide suds working in your Philco, you can bet even the dirtiest, grimiest clothes will come out unbeatably clean. And with a special clean-smelling freshness only new Tide can deliver.

Try just one wash with new Tide. You'll understand why women like you have made new Tide America's number-one detergent.

Tide samples, and this ad, supplied by Tide pursuant to agreement with appliance manufacturer.

CHECK PHILCO'S EXCLUSIVE FEATURES

New "Blades of Water" action—a far better way to wash—makes water itself do the work.

Big new capacity handles twice the average-size load, cuts washing time in half.

New extra-wide load contour top.

All-new design. Fewer parts, trouble-free operation.

25 leading washer makers pack new Tide in every top-loading automatic.

50 WAYS TO SUMMERIZE YOUR HOME

From January on, most of us count the days till summer. Why then are we so startled when it does arrive—often before its "official" June 21st birthday?

To remove the less-pleasant surprise elements, all of the editors of THE AMERICAN HOME began as far back as LAST summer to see how many ways we could help you get ready for that annual, delightful fact—warm weather. Here is our issue dedicated to your summer-iest summer, the one that lives up to ALL of your high hopes . . . recreation, rest, inspiration—and comfort!

Our Decorating Department shows you how to put your house in cool summer dress. Our Food Department presents delicate main courses, fluffy desserts. Our Building and Garden Departments present new points of view on pools, on backyard living, on plantings. Each department has come up with ways for you to summerize your home. You won't use all of them, naturally, but a round dozen will get you ready and waiting to enjoy your playtime season.

1. Apart from its cooking virtues, the electric frypan adds heat only to the food, leaves room and you c-o-o-l, comfortable.

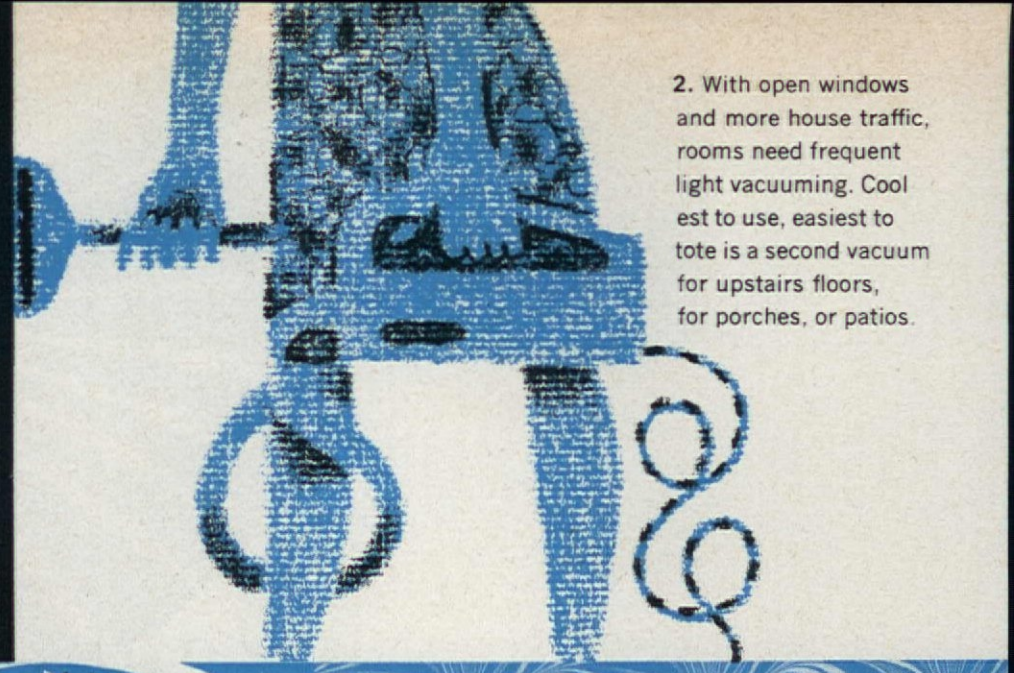

2. With open windows and more house traffic, rooms need frequent light vacuuming. Cool est to use, easiest to tote is a second vacuum for upstairs floors, for porches, or patios.

3. Check your screens now to be sure they're whole . . . or later, bugs and flies may show you they're not!



4. Birdbath, kept clean and filled, put near the sitting area provides a pretty parade of grateful summer guests in fine feathers.



5. Make a tub garden for your patio. Fill any container that will hold water with waterlilies, water hyacinths, and other tiny water flowers.

6. Give your house a paper trousseau of well-styled place mats, plates, cups, etc. . . . give yourself a laundry holiday.



7. Further on in this issue you'll learn how easy it is to repaint your garden furniture . . . with that and new covers for cushions, have a new garden look.



8. Plenty of iced coffee for everyone if you have a big, big coffee maker; make it, let it cool to avoid dilution; set beside an ice bucket.



9. Away with the logs; instead, a crystal vase full of shimmering fresh green leaves in fireplace.



10. Give your goodies shelf a guest look...cans of sardines, tuna, anchovies, deviled ham, luncheon meats, olives, pickles, crackers...for drop-ins and guests.

11. Clean, bright awnings can add a fresh look to your house, subtract considerable heat. Be sure yours are in good working order and keep them down from 10 to 4.





12. Give your yard a lets-enjoy-it look, with croquet or badminton, table tennis or a boccie court. All are great icebreakers for guests, a summer center for your young people, and almost Edwardian in charm.

13. Air condition if you can—and don't be too sure you can't. For the hows and wheres, see page 78.
14. If the answer is "no" on air conditioning, go the fan route. In many instances a small attic fan and roof louver that operates on a thermostat can convert the house into a dell.
15. Decentralize your refrigeration. Keep the big guy working in the kitchen or pantry but add a 4-cubic-foot (38" high) refrigerator in the family room or recreation area. Who wilts when a cold drink is at hand?
16. Open-hearth electric broilers and rotisseries are smokeless, give you marvelously succulent meats, fish, poultry, confine the heat to their own small (and fragrant!) area.
17. Invest in an air purifier with good filtering system. It fights dust, pollen, smoke, cooking odors. House will be fresher and cooler.
18. Give your blender the workout it relishes, not only for frothy drinks but for a painless way to make luscious vichyssoise, mayonnaise, gazpacho (that cold soup from Spain).
19. Fatten up your freezer staples from the frozen-food section of your supermarket. A bit more expensive (maybe) than starting from scratch but a great temperature reducer.
20. Use an electric buffet cooker for pot roasts and quantity cooking.
21. If yours is a veritable hotel-open-house home, consider an ice maker for a never-ending supply of cubes.
22. Live near the water? Then your house may get a bit muggy. Electric dehumidifiers are virtually unsung heroes for this situation. Put them in closets, basements. Feel dry again.
23. Your refrigerator doesn't take care of its own frost? It just about turns automatic when you get an electric defroster to help.
24. Shut out the sun. Pull down blinds as soon as the morning dew has gone; lift them after 4 or 5 p.m.
25. If you have a garden, cut flowers in the early morning and arrange them for a bouquet in every room.
26. Now there are *indoor* fountains, not cheap but unbelievably lovely to watch as water plays over Lucite disks. Not quite as cooling as a shower but handier to enjoy!
27. Hot trays (electric) keep hot foods just the right temperature, add no temperature to the room.
28. Invest in an oversized light-weight plastic ice bucket now in sophisticated colors. Saves trips to the kitchen, everyone gets his own drink.
29. Replace all "hot" fabrics—velvets, velours, brocades, heavy reps—with smooth cool fabrics like chintz, denims, ginghams, sheers.
30. Put away heavy, dark, or metal ashtrays; in their place, white china pottery or glass. All easily and inexpensively found in variety stores. Get twice as many as you think you need and use the surplus outdoors.
31. In the guest bath (and your own) add a bottle of cologne liked by both sexes (4711 or Roger & Gallet). Add cotton balls to help people help themselves to a refreshing "wash-off."
32. One or two outdoor trash baskets around your play and entertainment areas will save hours of pickup.
33. Remember last year's vows to "do something" about garden lights? Well *do* something and watch your backyard turn into a lovely scene, whether you're outside or inside.
34. To delight your young and their friends, how about improvising a wading pool or buying a small above-ground pool or even just a spray shower, hose connected? Put it a dry distance from the adults.
35. Look today around the house. Isn't there an area that could take sliding glass doors to lead out to a new deck or patio? There's still time.
36. Have you a finished attic? Install a ventilating skylight to do two great jobs . . . let heat out, invite light in.
37. Still waiting for shade trees to mature? Better buy a canvas or awning shade provider. And why make it look entirely utilitarian? Get one that lends a party air.
38. Spray paint all garden utility cans a summery white.
39. Give your lawn and flower beds plenty to drink, even a quick second spray on the flowers after the heat has left the sun. Drops look cool.
40. If water is plentiful, run hose or sprinklers over paved areas in your yard during hottest part of day.
41. Winter or summer, an aquarium is fascinating. A good one can give you a Jules Verne feeling—and the coolest view on the hottest day.
42. When you add pieces to your Teflon cookware, you say more goodbyes to hot, tiresome pot-scrubbing.
43. Buy a dozen pretty straw fans. Place strategically. They suggest cooling even if not used. And most of the feminine contingent *will* use.
44. One or two extra (and pretty) beach umbrellas (the kind that you just push in the earth) give shade where you want it, when you need it.
45. Make summer bedroom curtains for guest or child's room from wonderfully printed sheets . . . green polka dots, stripes, pastel florals.
46. Keep freezer supplied with ice cream cups, ice cream on sticks, ice pops as treats for visiting children. Don't forget how very much adults like this favorite dessert too.
47. Keep lamps at low level lighting and skip, if you can, the ceiling lights. Overhead glare seems so hot.
48. Check your attic insulation. Many a floor-just-beneath is unnecessarily warm and quickly cooled by proper, easy-to-install insulation topside.
49. For a share-the-work program that doesn't demolish your best china, get a set of durable Melamine dinnerware and plastic stemware. Beautifully childproof.
50. Don't talk about the heat. Enjoy the season you've been waiting for since January!

THE END

SETTING FOR A LOVELY RESORT AT HOME

A BIT OF MAGIC IN 3 ACTS

"Because the new, young pattern is to go skiing or snorkeling in winter and to take off-season trips in the fall and spring, we'll soon all be spending our summers at home. But to make a summer at home completely enjoyable takes more than air conditioning. It means turning your house into a summer resort." So says Martin Kuckly, A.I.D., vice president of John Gerald Associates, Interior Designers. "Stage a complete change of scene—it's good summer theater and makes good sense to do this via slipcovers. The look you want is cool, clean, fresh. Either duplicate the color schemes you have but in a more summery version, or do something dramatically different. But whatever approach you choose pick your fabrics as carefully as if you were re-upholstering and get the best workmanship you can afford." For their home Mr. and Mrs. Kuckly have two sets of slipcovers, draperies, and curtains—think nothing of switching tables, lamps, accessories to create a setting.

ACT I

WINTER EVENING

The Kuckly living room in winter dress is very suave, very sophisticated, very French, down to the red-white-and-blue color scheme. There's lots of red for warmth and atmosphere: plush carpeting, felt curtains (felt by Central-Shippee), wool on the lounge chair. Blue velvet sofa, fake fur accents, and accessories which are a personal mix of old and new, complete the winter scheme. The abstract painting over the sofa is by Mr. Kuckly.

Bill Margerin Shopping Information, page 99

ACT II

A DAY IN MAY

The stage is set for early summer, the red-white-and-blue scheme is fresh as a pennant fluttering in the breeze. One brilliant print covers all the seating pieces. A white throw banded in blue replaces the fur table cover; sill-length polka-dotted curtains, potted plants, plus a pair of shutters dress a summer window to perfection. All fabrics by Everfast. The white lacquer T-square (or Parsons) table came from the Kucklys' bedroom. Lighthearted accessories say summer as simply as do the massed green plants.

ACT III

A MORNING IN AUGUST

Same room, same furniture, but it's costumed in black and white. Two geometrics, a check, a stripe, plus one floral, and an all-white linen Rya rug change the scene completely. Mr. Kuckly's abstract painting is in storage, in its stead is a cool seascape from the bedroom. Inexpensive Mexican tin tray and candlestick, a mirrored box, and a collection of seashells are perfect summer mood makers.

STORE AWAY, CLEAR AWAY, BRIGHTEN UP!

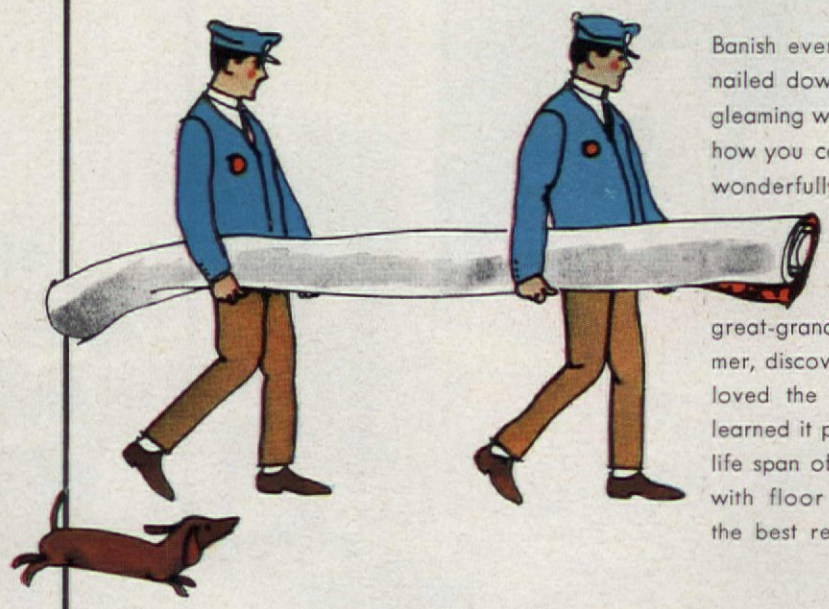

Banish every winter rug that isn't nailed down. Discover how cool gleaming wood floors look . . . or how you can add color with the wonderfully styled summer rugs, area rugs, grass rugs. There's nothing new about *this idea* . . . great-grandma used it every summer, discovered the whole family loved the change of pace and learned it practically doubled the life span of her fine rugs. Today, with floor coverings so sturdy, the best reason is mere change.

Comes the first hot spell and all those "added touches" in a room . . . the velvet or silk cushions, the bric-a-brac, the very pictures on the wall . . . suddenly become clutter. Give them a vacation. For safekeeping, for remembering in September just *where* you put them away, store them in handsome wicker trunks. And leave those in their natural color or spray in clear, bright tones of soft pastels. Stack them in the very room you "cleared" . . . a spot of summer decor now, and endlessly useful in the fall too.

What's new in slipcovers? Big bandanna squares to slipcover your decorative cushions . . . as many different patterns as you can find or all one pattern in bright red, bright blue. You'll find them at the handkerchief counter of your department or variety store. Inexpensive, easy to make, and highly dramatic when they're tossed on a sofa slipcovered in snowy white. Did we say *white*? We did . . . white terry or one of the new easy-care cottons that can take to the washing machine as needed.

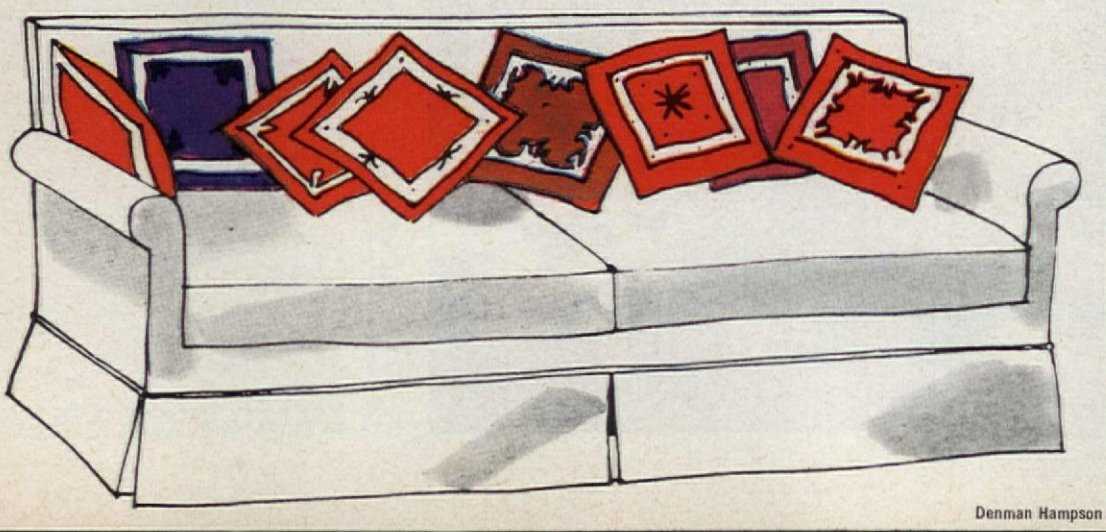

Denman Hampson

Found at our local variety store and just as apt to be in yours or the nearest glassware department . . . chubby beer goblets, inexpensive and sassy. Found in our backyard but also available at the local nursery, thriving plants bearing mint leaves, basil, thyme. Found on our living room mantel, those plants in those goblets, all standing in a row. For a dash of color and to distract leaf-nibblers, we like to fill one goblet with sour-ball fruit drops, gumdrops, or Jordan almonds. Figure—bad, plant—good, and very pretty.

A trio of ideas here . . . a table-gone-summer, skirted to the floor in shiny, laminated plastic or a gay chintz . . . a white bowl piled high with one of the most decorative of fruits, lemons . . . a pitcher full of nothing but leaves. Not shown, but positively icy-cool, a living room completely accessorized with glass—and all *that* usually requires is imagination and already-owned glassware.

Summer is for looking outdoors, so send the winter draperies to be cleaned and stored. In their place, drape lengths of fabric over the curtain rod . . . or make "bead" curtains, very Mediterranean, out of ball fringe by the yard . . . or shirr sheer curtains on temporary rods, as full as you can get them. The frostiest white, the palest pink, the most cerulean blue are good choices depending upon your color scheme. The green of summer is indoors too. You'll see it and enjoy it more if you collect all your scattered houseplants and mass them. Their green looks greener if their pots are painted white.

So you took down your "winter" pictures. Now what do you do about the spots they left behind, those odd-shaped squares of paint or paper that are shades lighter than the rest of the room? You make a summer tapestry out of an India print . . . or hang a burlap-covered bulletin board and pin up kindergarten art, summer theater programs . . . or hang a pretty window blind over the offending area and use it as a background for your summer memorabilia . . . snapshots, vacation mementos, anything colorful. Just spend a few hours shopping for the most dashing cover-up devices.

YOU GET ALL-YEAR BEAUTY WITH RHODOD

The full flowering of spring is a rhododendron in bloom! Heavy clusters of lovely flowers and long graceful evergreen leaves make this one of the most rewarding and choicest shrubs to enhance your garden. Best of all, because it is an evergreen—and one with a beautiful shrub shape—you'll enjoy it 12 months of each year.

So let's upset a few myths about rhododendrons that may have robbed you of the pleasure of seeing them add their beauty to your own grounds.

MYTH: Rhododendrons are so big they practically demand at least the space of a small estate.

FACT: You can just about pick the size plant you want; some varieties never grow over two feet tall.

MYTH: You must live in an acid-soil region if you want this shrub to grow.

FACT: Acidify a bed or a containerful of earth and your rhododendron will grow, as long as you meet its normal food and moisture needs.

MYTH: Rhododendrons are temperamental and not very hardy.

FACT: You can select varieties that withstand temperatures as low as -25° if you protect them from direct icy blasts either by screen planting, planting in the lee of the house or a fence, or by wrapping them.

MYTH: They require extra-special care, languish without a gardener's attention.

FACT: Once established, healthy rhododendrons practically take care of themselves.

MYTH: Rhododendrons won't thrive in Southern California.

(continued on page 94)

Maris/Ezra Stoller Assoc.

A BED OF DEXTER HYBRIDS at the home of Dr. and Mrs. W. Campbell Hudson, Bronxville, New York. Grouping rhododendrons in a bed is better than combining them with sheared evergreens.

Maris/Ezra Stoller Assoc.

PINK RHODODENDRON 'SCINTILLATION' with azalea 'Rosebud' in the foundation planting at the Hudson residence. It would be worth growing if it didn't produce a flower—for its handsome foliage.

Ernest Braun

'PINK PEARL,' the ever popular, best-selling rhododendron, is so well covered with flowers the foliage is hidden. The Russell Gowans home, San Francisco.

Ernest Braun

'THE HONORABLE JEAN MARIE DE MONTAGU' is used in a small city garden with white azaleas at the E. Lawrence Bowes home in San Francisco. The landscape architect was Ernest Wertheim.

ENDRONS

Maris/Ezra Stoller Assoc.

'CUNNINGHAM'S WHITE' is an early bloomer at the home of Mr. and Mrs. Henry R. Ashton, Bronxville, New York. When in bloom it's a sparkling contrast to the green of the foundation planting.

Lyman Emerson

RHODODENDRONS in a dramatic planting at a home in Berkeley, California. Combined with tall trees, airy ferns, and ivy groundcover, the effect is an unusual study in textures.

Ernest Braun

RHODODENDRON 'CYNTHIA' in the patio of the Mortimer Fleishhacker Jr. home, San Francisco, California. It's a handsome shrub even when not in bloom, and a fine backdrop for spring bulbs and summer annuals later in the season.

Once a concrete-lined hole in the ground, now it's THE COMPATIBLE POOL

There's a big difference between the pool that just sits in the backyard and gurgles at you and the one that practically tempts you into the water every time you're passing by on the way to the garage. Often the difference between the one that looks so gymnastic in its functional wetness, and the one that settles gracefully into its carefully planned setting, is more a matter of taste than of expense. Here we show you some pools that make the grade by having unimpeachable backgrounds. If you're planning to build a pool for your home, look here for ideas.

AT EASE WITH NATURE. What a relief. Here's a pool that avoids a common fault in pool design. It doesn't use harsh colors and flashy equipment that only emphasize the artificiality of the water container. And it doesn't surround the pool with a barrier of heat-reflecting hard-surface paving that destroys every attempt to make a visual truce between the pool and nature. Instead, the pool owned by Dr. and Mrs. Donald Priewe, of Danville, California, frankly copies nature's features, then carefully arranges them to serve a purpose as well as to please the senses. The pool becomes part of its setting, not in the least a foreign element. A simulated spring provides water for the pool. The poolside is edged with native fieldstone, with rock steps descending into the water. Moss, pebbles, weathered wood, and plants all give the feeling that the pool is a mountain lake put to use for the garden's benefit. The pool house is designed like a traditional Japanese teahouse. One corner hangs over the edge of the water so it seems to hover on a lakeside. A large deck is nearby.

Photography: Ernest Braun Landscaping: Harry Nakagawara



LITTLE BAMBOO SPOUT, left, was built to imitate a natural spring while it recirculates the pool water. The water flows over a path of pebbles before dropping into the pool. Everything with a useful purpose was made an object of beauty.

GARDEN PATH, above, invites you into the pool area. Inside, a tiny stream runs from an artificial waterfall to the pool.

SLIDING SCREENS, left, open the house. The corner built over pool makes it easy to dangle your feet in the water.



THE ARRANGEMENT OF ROUGH STONE, left, is the perfect background for the tranquil little fountain. The sound and sight of the water splashing on the stone basin, trickling over the pebbles, is soothing to guests having tea in the house. They can even enjoy the feel of it, when washing their hands.

THE INTERIOR, right, shown here with the sliding screens pushed back, was kept simple, almost stark, for the unhurried contemplation of nature.

JAPANESE INFLUENCE IN LANDSCAPING, below, is evident in this pool in Connecticut. The pool area combines simplicity and a spare style with easy upkeep. The teahouse is set high on a ridge overlooking a lake beneath, a study in contrasts of natural and planned pools. It has sliding screens to open it entirely to the pool and is set in a rock and gravel garden. A tiny simulated river, originating in a stone and bamboo fountain, flows over the pebbles in front of the open platform of the house. The pool has a flagstone border.

Photographer: Maris/Ezra Stoller Assoc. Information: Elizabeth Rehill

Photographer: Lisanti Information: Alma McArdle

DOUBLE-DUTY POOL HOUSE, serves as a guesthouse and informal entertainment center for Mr. and Mrs. Robinson Cook, of Connecticut. The 21-foot square house contains dressing rooms, shower, kitchenette, and a large playroom which becomes a guest room to take care of any overflow of people from the main house. The little house is entirely functional and sits serenely on a tree-bordered lawn, a restful setting for swimming, sunning, and relaxing on the poolside terrace.

(continued)

SPACE PROBLEM SOLVED. Often there doesn't seem to be enough space for the family to get all the use they'd like of their backyard. Then it becomes necessary to "invent" space. The owners of this house in San Rafael, California, had to create a flat area on the edge of the filled-in gully, where the house was located, to make room for a deck and a pool. The large redwood deck extends out into midair. It was built level with the house, halfway up the slope; is supported from beneath by stilts. This increased the flat area by 1500 square feet and gave the family plenty of space for outdoor activities. The pool was then built between the deck and house.

Photographer: Lyman Emerson Architect: Hugh Gregory Coleman

A POOL FOR THE CHILDREN. Donald L. Doughty, of Lafayette, California, designed this unusual pool for his own family. He and his wife even hand-paved the border with 24 bagfuls of smooth beach pebbles they had collected. The tree-planted peninsula that cuts into the middle of the pool divides the shallow section from the deeper water. A rope can be stretched across the narrow passage between sections so good swimmers can use the deep end without worrying about youngsters wandering out of their depth. The children are quite content to climb all over their hand-sculpted fountain-mountain that forms an island at the shallow end of the pool.

Photographer: Ernest Braun Landscaping: Henry Matsutani

Designer: Gero Marten Information: Helen Heitkamp Photographer: Ernest Braun

A WADING POOL can be a safe place to get used to water. Dr. and Mrs. Ernest Jawetz of Mill Valley, California, built one for their four small children in their patio. It was so successful that all the neighborhood children learned to put their faces underwater trying to get a closer look at the colored pebbles set in the pool bottom. The pool is filled with the garden hose and has a center drain for easy emptying.

Photographer: Lisanti



SCREENED-IN SERENITY. Sunny Florida attracts more than vacationers from the North. It also has swarms of year-round insects that enjoy the climate but do nothing for the comfort of either residents or visitors. Without proper precautions here, outdoor pools become white elephants of sorts, a symbol of leisure but completely useless. This pool, owned by Mr. and Mrs. N. Feinberg of North Miami Beach, Florida, is a good example of the typical solution—the screened-in pool. A lightweight frame supports the nearly invisible screening that keeps the insects out and lets the view in. The pool is well related to the house. A platform opening directly from the inside juts into the pool and becomes a sunning deck.

WHAT A HOUSE FOR A FAMILY WITH THREE BOYS!

"Where are they going? Out! What are they doing? Coming in." That slight paraphrase completely describes the Caddell boys . . . and explains why the William N. Caddell house in Belvedere, California, is so right in its design, so full of ideas for all of you with children. In California, of course, the wedding of outdoor-indoor living is virtually a 365-day annual blessing. But much of the skillful all-of-a-piece home and activities planning can be adapted to almost any part of our country. The pool is the focal point of the Caddell home. But just as important in the living scheme is the long wing that takes the brunt of the in and out traffic. It houses a sauna, a small exercise room, shower-dressing room, guest room and bath, den-office and bath. A study of the floor plan shows the relationships of the communal rooms and the bedrooms. See page 88 for good storage ideas from this house.

Left. See how landscaping around a pool gives the extra dimension of beauty, making a functional area a garden spot. But notice, too, that ample walking and play space is provided for plenty of boisterous activity.

Designer: Campbell & Wong, A.I.A. Landscape: Casey Kawamoto Photographer: Ernest Braun

Above. The visitor enters through a wooden gate from the street. Roof-canopy protects him from inclement weather as he approaches the yellow doors of the house. The path, exposed aggregate paving bordered with strips of smooth paving and pebbles, is pleasing to the eye. Narrow windows by door give a clear view through the house.

Above. In California you use a swimming pool so much of the year and if you have a family of energetic boys, you know it isn't going to waste. Adults will enjoy it as well, especially when they can enjoy a sauna and then cool off in the pool.

Left. Stairway to the second floor is profiled against a glass wall. The deck, overlooking an inlet of San Francisco Bay, was built around a huge pine tree and is cantilevered over the hill. Family room and living room each enjoy the view.

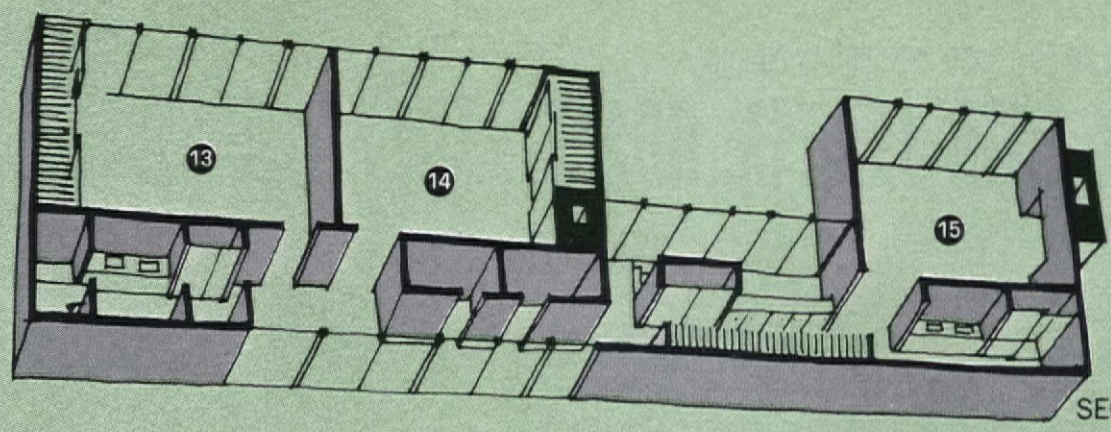

SECOND FLOOR

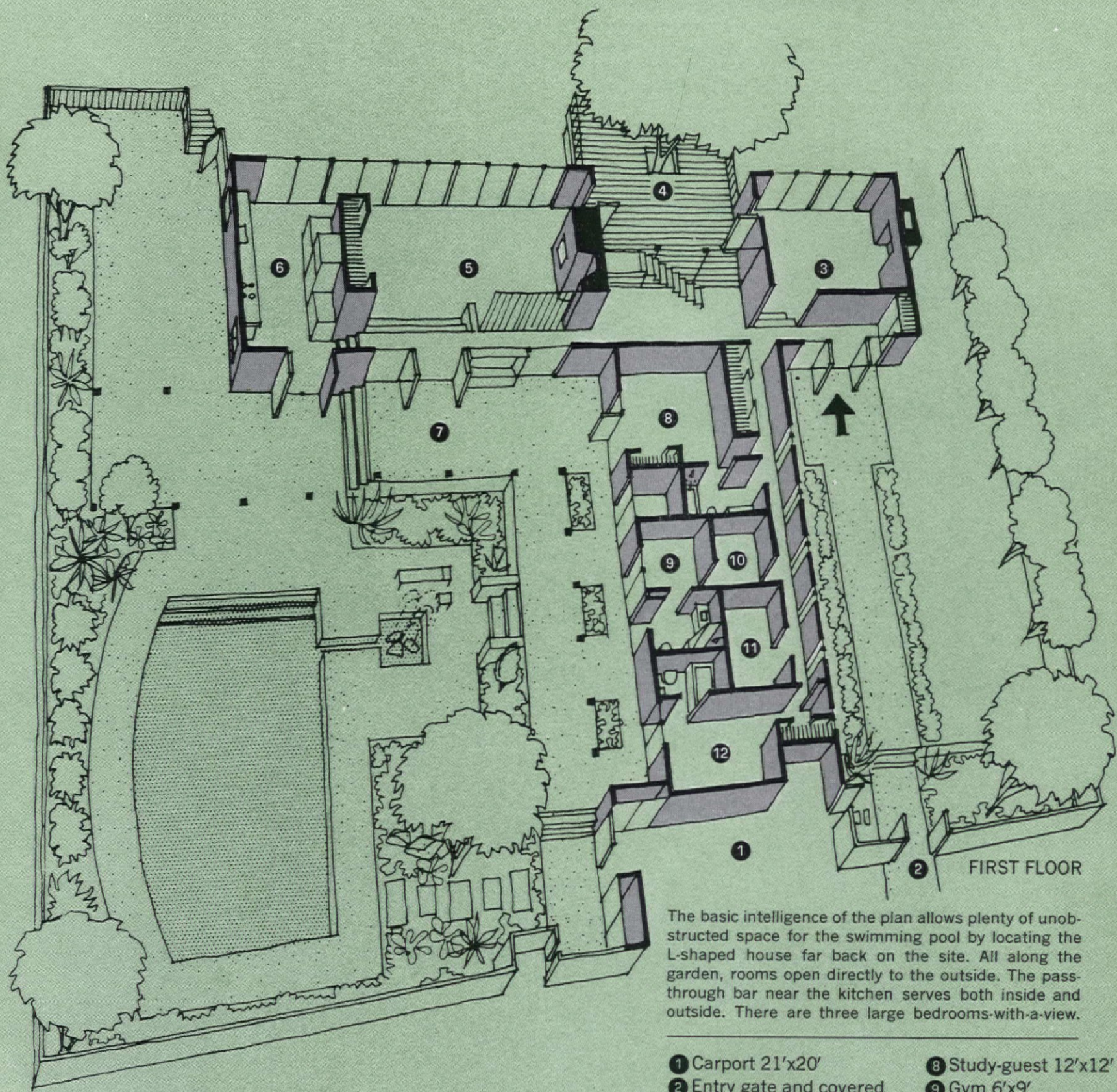

FIRST FLOOR

The basic intelligence of the plan allows plenty of unobstructed space for the swimming pool by locating the L-shaped house far back on the site. All along the garden, rooms open directly to the outside. The pass-through bar near the kitchen serves both inside and outside. There are three large bedrooms-with-a-view.

1. Carport 21′x20′
2. Entry gate and covered walk
3. Living room 18′x15′
4. Deck 18′x20′
5. Dining-family room 27′x15′
6. Kitchen 9′x22′
7. Covered patio 12′x50′
8. Study-guest 12′x12′
9. Gym 6′x9′
10. Sauna 6′x9′
11. Laundry-utility 6′x12′
12. Den-office 12′x12′
13. Bedroom 15′x18′
14. Bedroom 15′x18′
15. Master bedroom 15′x18′

See how much a good remodeling can do!

OLD BARN INTO LOVELY HOME

It's not often you find an abandoned barn right in town, even a small town like Saddle River, New Jersey. But this one (shown at right in its unredeemed state) shows what can be done with neglected buildings. The owner-architect, Eleanore Pettersen, A.I.A., wanted a house with plenty of studio work space and recognized the possibilities of the old barn. Its simple, sturdy framework and soaring spaces would be hard to duplicate at today's building costs. With minor structural changes, it was adapted for year-round use as home and office. Now set in a verdant garden with a gravel path leading past a reflecting pool to the street (below), it has the look of a building that knew all along it could become a comfortable home. Among ideas worth noting here: instead of the usual empty lawn in front and a backyard for leisure, the "backyard" was put in front where it shields the house from street distractions. A tall-enough, but not unfriendly, fence keeps garden private, yet those passing by can enjoy treetops.

THE GARDEN, below center, has raised flower beds, benches, and reflecting pools which make it a pleasant place to wander in. The privacy fence doesn't stop breezes. It is only five feet high but it is built on top of a mound of earth near the boundary line. Inside the garden, its effective screening height is increased.

BEDROOM, below right, has its own sun deck. Furnishings were kept to a minimum to focus attention on the paneling and beams.

THE LIVING ROOM, bottom left, towers two stories high in the center, but much of the room is under a lower ceiling. Most of the original structure was retained but larger windows were installed to give an openness to the interior. Stairway is behind fireplace.

INSIDE THE LIVING ROOM, below, you can enjoy the whole garden scene without realizing the street is just beyond. Well-planned planting areas and two reflecting pools integrate the garden into the living areas. Bluestone and gravel give variety.

THE PLAN, below, has plenty of glass doors to make the garden accessible. Upstairs, there is a terrace in the treetops. A balcony surrounds the two-story high section of the living room. Built-in furniture around the gallery provides extra storage space.



Information: Dorothy Rodenburg Photographer: Lisanti



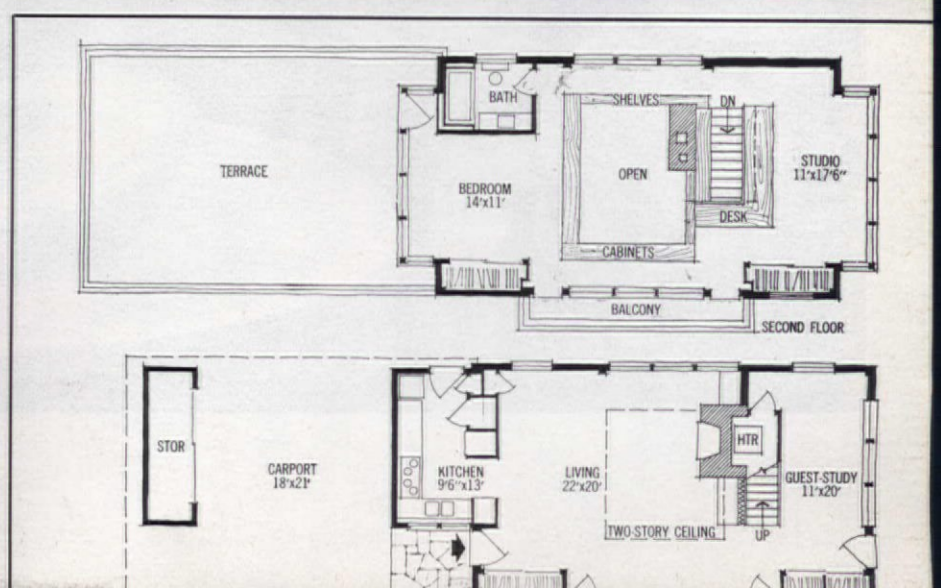

Want to know how to make your table as deliciously summery as these? The secret is not in the particular china, silver, or glass we chose—lovely as they are. Or the shapes and designs—they're almost classics, pleasingly familiar all year round. And it most certainly is not exotic accessories or impossible-to-find appointments.

What is it then that makes these tables take on a new air? What gives them the look of what a cool, gay, sparkling summer table should be . . . totally unlike your winter scheme?

It's color—the sharp contrast of black and white, blue and white, yellow and white. It's flowers—with your own free-hand arrangements, not the ones the florist "did." It's the extra fillip like the little plant markers in the garden setting, the parsley tucked in between lemons and limes, the use of fantasy when china and silver are almost austerely simple. It's elegance underlined by a pot of daisies and pineapples. It's the unexpected—and you can achieve it, not only by imitation but by using your own china, glassware, silver, your own perceptive eyes, your own good taste, and that priceless ingredient you are often too afraid to use—your imagination.

MAKE YOUR SUMMER TABLE COOL, FRESH, INVITING

IT'S ELEGANT. This table, set with a fool-the-eye, cane-printed fabric cloth and brass accents, is almost as fabulous but not nearly as expensive as one with vermeil. And notice how well metals mix. We like the old French menu card, the Japanese fans—stemware by Pasco—the Danish hurricanes by Dansk Design. Black lacquer napkin rings hold cigarettes. China is Wedgwood's Black Colonade.

Tom Yee

IT'S EDWARDIAN. For a garden party, nothing's prettier, nothing's easier than a turn-of-the-century look. We've used a white wicker coffee table for ours; you might try wicker plaques or even white linen mats. Flowers are casually bunched, all white. To complete the theme there's a white wicker napkin holder, and little wicker baskets of strawberries for dessert. Blue and white china is Royal Doulton's Yorktown, sterling flatware is Gorham's Chantilly pattern. Endlessly useful—the silver-plated Revere bowl is also from Gorham.

IT'S A GARDEN. Picnic at home on a grass mat—they're easy to rent, inexpensive to buy. For dew-drop sparkle use lots of glass: rosé wine in decanters, pitchers of ice water, crystal salt dishes, Fostoria's new Berkshire pattern for water goblets, wine glasses. A must against the dark green of the "grass" are the napkins brightly patterned on white, white china simply banded in gold (Bennington by Oxford), and the most colorful centerpiece you can find. Ours, an old-fashioned, mixed flower bouquet. For fun, plant markers as place cards. The sterling flatware is Towle's King Richard.

IT'S PLAIN BUT FANCY. Dine alfresco—in the garden or on the terrace. Here a staccato black and white setting is accented with lemon and lime. The simplest of white plates on black service plates by Rosenthal, and International's modern Vision stylized sterling flatware lose all starkness in the company of a pair of appealing pottery roosters. Florists' cornucopias are filled with fringed napkins, a fruit compote is garnished with rich, green parsley.

Shopping Information, page 99

ANGEL-LIGHT DESSERTS

By Virginia T. Habeeb

Nothing is more delightfully surprising than a light, cloudlike dessert that could all but float in the air. And what a pleasant change in this day and age of dieting to be served something so ephemeral after a heavy meal. These desserts are not without calories but they're not filling. And they're so breathtakingly beautiful—a delight to look at as well as to eat. If you want your share of kudos (and isn't that half the fun of cooking?) bring each, all in one piece, to the table and serve it after your guests have feasted their eyes on your work of art. Here are three of our extra-special angel-light desserts you'll want to enjoy and clip for your recipe file. Recipes for these and others that are equally delicious begin on page 72.

Left to right: Orange Chiffon Pie is light and refreshing with orange and lemon juices and flecks of orange rind made frothy with a meringue of egg whites. It's served in a flaky pastry shell and topped with fresh orange slices and whipped cream.

Lime Bavarian Charlotte is proud and fancy and ever so tasty with lime juice and rind folded into a smooth, creamy mixture of egg yolks and airy whites. Surrounded by ladyfingers and topped with pistachio nuts, it's almost too pretty to eat!

Lemon Snow Sponge is a sweet egg-white cloud, molded, chilled, and topped with sunny, tart lemon jelly. Shimmering and light, it's bound to please both family and guests—especially when you serve it with strawberry halves and succulent grapes.

Irwin Horowitz

FOR A DELICIOUS CHANGE SERVE

Veal Parmigiana is a delicacy that could only be fashioned from that lovely light pinkish meat of young beef. Here, thin scallops cut from the leg are dipped in a mixture of bread crumbs and Parmesan cheese and sautéed to a golden brown. Layers of the scallops and mozzarella cheese are covered with a rich tomato sauce seasoned with onion, garlic, basil, and thyme. Serve it bubbling with a topping of Parmesan!

Every so often—quite often—treat your family to Braised Veal Shoulder. This is similar to a beef chuck although it does not contain as much fat. It too requires long, slow cooking with moist heat. We've boned and rolled ours (you can buy it that way), browned and glorified it with onion, carrots, parsley, thyme, bay leaf, meat sauce, wine, and bouillon. Once in the pot it should simmer ever so slowly while taking on a delightfully delicate and delicious flavor.



Rudy Muller

A Veal Ragout Marengo by any other name is a fancy veal stew. Fancy eating but so easy to prepare. This time the shoulder of veal is cubed, browned, and mixed with onion, garlic, beef broth or white wine. Subtly seasoned with herbs, the stew suddenly becomes Marengo with tomatoes, pimiento, and mushrooms. Serve with a green salad and crusty bread. Really fabulous!

Lovely and light best describes Veal Scallopine—one of the all-time favorites of Italian cuisine. Here the thin, delicate scallops are dipped in beaten egg and rolled in bread crumbs. Once they are browned they are set aside and kept warm to await a superb sauce made with mustard, butter or margarine, Worcestershire, beef broth or wine. Serve the hot sauce over the scallops, top with parsley, and garnish with lemon. It is truly a memorable meal for family or guests. Recipes for these and other veal dishes begin on page 70.



TAKE a CAN OF MEAT— IT'S GREAT

HOT OR COLD

Stash a good supply of canned meats on your pantry shelf and you have what we call meal security. Not only are you ready at a moment's notice with the makings of a main dish, these quick-change artists can star in almost any role—from appetizers to salads! The choice in your supermarket is almost unlimited—as many versions as their fresh counterparts. There's the all-meat variety which you can serve as is or use as an ingredient in other dishes. There are also prepared main dishes you simply heat and serve—even gourmet specialties. For our recipes we've chosen luncheon meat, Vienna sausages, deviled ham, corned beef, and frankfurters. We know you'll find them downright delicious—hot or cold. Recipes begin on page 65.

Sizzling hot Chili Sausage Beans is a luscious casserole of Vienna sausages and kidney beans, spiked with tomato sauce seasoned with green pepper, onion, garlic, pimiento, chili powder, and Worcestershire sauce. Serve with crusty French bread and an icy-cool green salad.

Crisp and cold Mediterranean Salad has slivered luncheon meat surrounded by a host of antipasto tidbits marinated with oil, vinegar, garlic, and oregano. We've used green beans, garbanzos or chick peas, cauliflower, artichoke hearts, ripe olives, onion rings, tomatoes, and hard-cooked eggs. It's a whole meal in itself!

Send us your ideas using canned meat. We'll publish the best recipes in a future issue. *For details, turn to page 68.*

Rudy Muller

Top-stove meat loaf

New way to make a juicy tender loaf with Campbell's Soup

1. Mix (see recipe). Shape into loaves.

2. Brown on both sides. Cover and cook.

3. Top with rest of soup—finish cooking.

TOP-STOVE MEAT LOAF

Quick, easy, hearty main dish

- 1½ lb. ground beef
- ½ cup dry bread crumbs
- 1 can (10¾ oz.) Campbell's Tomato Soup
- ¼ cup finely chopped onion
- 1 egg, slightly beaten
- 1 tsp. salt
- Generous dash pepper
- 1 tbsp. shortening
- ¼ cup water
- ½ tsp. prepared mustard
- 2 slices process cheese, cut in half

Thoroughly mix beef, crumbs, ¼ cup soup, onion, egg, and seasonings. Shape *firmly* into 2 loaves; brown on both sides in skillet in shortening. Cover; cook over low heat 25 minutes. Spoon off fat. Pour remaining soup mixed with water and mustard on loaves; top with cheese. Cook 10 minutes, uncovered. 4 to 6 servings.

Oven Method: Mix and shape as above. Bake at 350°F. for 40 minutes. Spoon off fat. Pour remaining soup (omit water) mixed with mustard on loaves; top with cheese. Bake 5 minutes more.

They always eat better when you remember the soup

Now in a General Electric built-in, too!
P-7®...the oven that cleans itself electrically

The feature that couldn't be, *is!* Never again need you clean a dirty oven by hand. No more scratching and scrubbing. No more liquids, pastes or fumes. General Electric's exclusive P-7 oven cleans itself *electrically*. Just set two dials and latch the door. The same electric elements that cook your food *also* clean your oven in 2 to 3 hours. Even the parts you could never clean properly before. Throughout the process, your P-7 oven or range stays as cool as most ranges do while baking. Operating cost? Only 7¢ per cleaning. *Based on Florida Power & Light Co. residential rate—average 2¢ per K.W.H. for cooking.*

Don't touch this dirty oven.

Just set the dials, latch the door...

it cleans itself electrically.

The superbly designed JR-12 above was created especially to complement and coordinate with the other built-in appliances in your kitchen. It's completely new inside and out. Fully automatic including a clock and timer. Comes in a variety of Mix or Match colors. Slides into standard 24" oven enclosure and can be adapted to fit most any existing enclosure. In most cases, your present electrical wiring setup will be completely adequate to accommodate this new P-7 Oven. See it today at your General Electric dealer's.

The G-E Ranges at the right include the P-7 feature with various other combinations of conveniences, including: precise push-button controls for exact heat; exclusive Sensi-Temp® control which tailors the heating area of the surface unit to fit the utensil being used and holds a constant temperature, guards against sticking, scorching or boiling over; high-speed Calrod® surface units; two ovens; 2-level exhaust systems; and many other conveniences. And remember, because it's by General Electric, it's all *flameless* cooking.

GENERAL ELECTRIC



Take a Can of Meat

(continued from page 62)



• 1-2-3 PEPPERS

• TAMALE CASSEROLE

1 can (10 to 12 oz.) frankfurters, sliced
2 tbs. pure vegetable oil
1 c. chopped onion
½ c. chopped celery
1 c. clove of garlic, mashed
1 can (15 oz.) tamales in chili gravy
1 can (6 oz.) tomato paste
1 small bay leaf, crumbled
1 tsp. salt
1 can (12 oz.) whole-kernel corn, drained
¼ c. grated Parmesan cheese

Heat oven to 350° F. Brown frankfurters lightly in oil in skillet; remove. Sauté onion, celery, and garlic in oil remaining in skillet. Return frankfurters to skillet. Drain tamales; reserve liquid. Add enough water to liquid to make ⅔ cup. Add liquid, tomato paste, bay leaf, and salt to frankfurter mixture. Mash tamales with fork; mix with corn. Place alternate layers of tamale-corn mixture and frankfurter mixture in greased 1½-quart casserole, beginning with corn mixture. Sprinkle with cheese. Bake 30 minutes or until bubbly and lightly browned.

Makes 6 servings — TESTED IN THE AMERICAN HOME KITCHENS

• HAM AND CHEESE FONDUE

• CHILI SAUSAGE BEANS

1 c. chopped green pepper
1 c. sliced onion
1 clove of garlic, mashed
2 tbs. pure vegetable oil
2 cans (1 lb. ea.) red kidney beans, drained
2 cans (8 oz. ea.) tomato sauce
½ c. chopped pimiento
2 tsp. chili powder
1 tsp. Worcestershire sauce
1 tsp. salt
2 cans (4 oz. ea.) Vienna sausages

Heat oven to 350° F. Sauté green pepper, onions, and garlic in oil until tender. Add beans, tomato sauce, pimiento, chili powder, Worcestershire sauce, salt, and sausages; mix well. Turn into 2-quart casserole; cover. Bake 1 hour.

Makes 6 servings — TESTED IN THE AMERICAN HOME KITCHENS

We'll pay you 50¢ to discover how great Chef Boy-Ar-Dee® Lasagna tastes.

You used to have to go out to eat a good lasagna dinner.

Now, Chef Boy-Ar-Dee Complete Lasagna Dinner includes everything you need to enjoy this authentic Italian treat right at home. A hand-stirred, slow-simmered sauce rich in juicy braised beef. Extra-wide wavy egg noodles ready to cook just the way you like them.

It's a dinner worthy of an Italian chef. And you can make it in just 15 minutes.

Here's 50¢ that says you'll love it.

Chef Boy-Ar-Dee, Box 700, Milton, Pa.

I enclose the box top from one Chef Boy-Ar-Dee Lasagna Dinner package. Please send me 50¢.

Name_____ (PLEASE PRINT)

Address_____

City_____

State_____ Zip Code_____

Offer void where taxed or restricted by law. Limit: one refund per family.

BE ORIGINAL WITH VEGETABLES

and Lea & Perrins... the original Worcestershire

Worcestershire Butter: *Melt 3 parts butter. Add 1 part Lea & Perrins Worcestershire.* What a delightful way to bring out the unsuspected side of vegetables. Cook with it... or spoon it on after cooking.

FREE: New 48-page Cookbook. 100 ways to be original with Lea & Perrins—the original Worcestershire. The one that allows you to enjoy authentic Worcestershire flavor that lasts through the cooking and enhances, rather than overwhelms the delicate taste of vegetables. Write Lea & Perrins, Box A-55, Fair Lawn, New Jersey.

LEA & PERRINS

TO SEE... OR NOT TO SEE

Take a look at any nearby glass-covered picture. If the light isn't just right, all you see is reflection. It's no earth-shaking problem, but it is rather annoying, isn't it? A small investment in TRU-SITE non-glare glass ensures that you see what you've framed in any light. Put TRU-SITE on *all* your pictures. You'll be able to see them again. Without moving around. Or tilting the picture. Or putting on dark glasses.

Look for this display and TRU-SITE at any good framing, art, hardware, gift, photo, or department store.

"When Dad became ill last winter, we decided to have an Inclin-ator Chair Lift installed in our home. Now Dad rides up and down the stairs and is not confined to one floor. We also found the Inclin-ator saves steps for all of us and eliminates the chore of carrying bundles and laundry from floor to floor."

If there's someone in your home who can't climb stairs and if you want the convenience of one-story living in a two-story home, send for our informative booklet that tells all about Inclin-ator, Inclinette and "Elevette," the passenger chair lifts and elevator designed especially for home use.

Write today for your free copy of...

Inclinator Company OF AMERICA

2251 Paxton Street, Harrisburg, Pa.

EXTRA INCOME?

OF COURSE! Write to the address below and we'll send you details about a money-making offer. No obligation.

CURTIS CIRCULATION COMPANY

316 Independence Square, Philadelphia, Pa. 19105

Take a Can of Meat

(continued from page 65)

• 1-2-3 PEPPERS

6 medium green peppers
1 pkg. Spanish-rice mix
1 can (12 oz.) corned beef

Heat oven to 375° F. Cut tops off peppers; remove seeds. Cook peppers in boiling salted water 5 to 8 minutes or until almost tender. Drain. Prepare rice mix as directed on package. Chop corned beef; add to cooked rice. Stuff peppers with meat mixture. Bake peppers in shallow pan in ¼-inch water 30 minutes.

Makes 6 servings — TESTED IN THE AMERICAN HOME KITCHENS

• TAMALE CASSEROLE

• HAM AND CHEESE FONDUE

12 slices white bread
3 cans (2¼ oz. ea.) deviled ham
1 c. grated Cheddar cheese
4 eggs, slightly beaten
2 c. milk
Few grains cayenne pepper
1 tsp. salt

Heat oven to 350° F. Remove crusts from bread. Spread 6 slices with deviled ham; top with remaining 6 slices. Cut sandwiches into quarters. Place sandwiches in single layer in 9x9x2-inch pan. Sprinkle with cheese. Combine eggs, milk, cayenne, and salt. Pour milk mixture over sandwiches. Bake 25 to 30 minutes, or until a knife inserted in center comes out clean.

Makes 6 servings — TESTED IN THE AMERICAN HOME KITCHENS

• CHILI SAUSAGE BEANS

Take a Can of Meat

• SWEET AND SOUR HAM

• HAM AND MUSHROOM TURNOVERS

1 can (3 oz.) chopped mushrooms
3 cans (2¼ oz. ea.) deviled ham
2 tbs. dairy sour cream
2 tbs. chopped parsley
2 c. sifted all-purpose flour
3 tsp. baking powder
1 tsp. salt
⅓ c. shortening
⅔ c. (about) milk
Cheese Sauce

Heat oven to 450° F. Chop mushrooms into small pieces. Combine mushrooms, deviled ham, sour cream, and parsley. Set aside. Sift flour, baking powder, and salt together. Cut in shortening until very fine. Add milk, stirring until soft dough forms. Knead on floured board 20 strokes. Roll dough out on floured board to a rectangle 10x15 inches. Cut into six 5-inch squares. Place filling in center of each square; moisten edges; fold over to form a triangle. Seal edges; crimp with fork. Cut a small gash in top of each turnover. Place on cooky sheet. Bake 10 to 12 minutes until golden brown. Serve with CHEESE SAUCE: Combine 1½ tablespoons melted butter or margarine, 2 tablespoons flour, ½ teaspoon dry mustard, ¼ teaspoon salt, and dash of pepper. Add 1½ cups milk gradually. Cook until sauce thickens and comes to a simmer, stirring constantly. Add 1 cup (¼ pound) grated Cheddar cheese and ½ teaspoon Worcestershire sauce. Stir until cheese melts.

Makes 6 servings — TESTED IN THE AMERICAN HOME KITCHENS

• MEDITERRANEAN SALAD

• HEARTY SUPPER SALAD

3 c. cooked elbow macaroni or ditalini
1 can (12 oz.) luncheon meat, cut into strips
¾ c. diced green pepper
¾ c. thinly sliced green onions
½ c. chopped dill pickle
1 c. diced celery
1½ c. large curd cottage cheese
¼ c. diced pimiento
1½ c. mayonnaise or salad dressing
2½ tbs. cider vinegar
¼ tsp. salt
¼ tsp. pepper

Combine macaroni, luncheon meat, green pepper, green onions, pickle, celery, cottage cheese, and pimiento in large bowl. Combine mayonnaise or salad dressing, vinegar, salt, and pepper. Add to macaroni mixture; mix well. Chill. Serve in lettuce cups, if desired.

Makes 6 to 8 servings — TESTED IN THE AMERICAN HOME KITCHENS

Lady, Lady, Lady! Don't hand-rinse with your new FRIGIDAIRE dishwasher —just shake off the large stuff

No dishwasher is really a disposer. Bones, watermelon rinds, large scraps belong with the garbage. But the new Frigidaire Dishmobile will handle just about everything else. Emulsifies it, floats it down the drain. The technical explanation would bore you stiff, but it's the new Frigidaire high speed reversible pump that does it. Just remember—with a new Frigidaire Custom Imperial Dishmobile, you definitely don't have to hand-rinse your dishes before loading. Think of the time you'll save! And along that same line—you can put in the breakfast dishes, push a button, and they'll be rinsed right away. Then you can wait till evening to do a full day's load. Other features? This is only the beginning! Your Frigidaire dealer has the details. Why not drop by when you have the time? In the meantime, remember—no hand-rinsing!

Sanitize your dishes sparkling clean

GOLDEN 50 ANNIVERSARY

FRIGIDAIRE DISHMOBILES
PRODUCT OF GENERAL MOTORS



Model DW-IMJ

For best performance in your Frigidaire Dishwasher, use a special dishwasher detergent like Cascade. Cascade furnishes a free, full-size sample for each new Frigidaire Dishwasher and shares the cost of this advertisement by mutual agreement.

Have an original recipe using any of the many canned meats? We'd like to try it in our Test Kitchens. The "blue ribbon" ones will appear in a future issue and we will pay $10 for each one published. Follow the same style and abbreviations in writing your recipes as on our recipe cards. Send them to the Food Editor, Dept. T-A4, The American Home, 641 Lexington Avenue, New York, N.Y. 10022. They must be postmarked no later than May 31, 1965. All recipes become the property of *The American Home;* we reserve the right to edit those published.

Handles like cloth, cleans like vinyl! It's both!

Columbus Lintex® Vinyl Cloth

Fold it, sew it like cloth. Clean it with a sponge! New Columbus Lintex Vinyl Cloth is fabric-backed *vinyl*, resists stains—won't crack, peel or chip.

Enjoy the practical beauty of Lintex indoors and out—for tablecloths, aprons, curtains, shelf liners, closet accessories, protective covers of all kinds. Match, contrast, coordinate—there's no end to the decorative and protective uses you'll find for this wonderful new fabric-backed vinyl material. You'll wonder how you managed without it.

See all the new Lintex patterns, by the yard or packaged. In department and variety stores everywhere.

DEPT. AH-55

COMMENDED by PARENTS' MAGAZINE AS ADVERTISED THEREIN

Columbus Coated Fabrics Company
Division of the Borden Chemical Company, Columbus, Ohio 43216

Good Housekeeping GUARANTEES

MAKERS OF WALL-TEX · CLING · COLOVIN

AMERICAN HOME RECIPES

Take a Can of Meat

(continued from page 67)

• SWEET AND SOUR HAM

2 cans (12 oz. each) luncheon meat, cubed
2 tbs. pure vegetable oil
¾ c. sliced onion
¾ c. slivered green pepper
1 can (1 lb. 4 oz.) pineapple chunks
¼ c. cider vinegar
⅓ c. light brown sugar, firmly packed
2 tbs. cornstarch
1 tbs. soy sauce
½ tsp. ginger (optional)
4 c. hot, cooked rice

Brown luncheon meat in oil in skillet; remove. Sauté onion and green pepper in oil remaining in skillet until almost tender. Return meat to skillet. Drain syrup from pineapple; add enough water to make 1½ cups liquid. Add pineapple to skillet. Combine pineapple liquid, vinegar, sugar, cornstarch, soy sauce, and ginger; add to skillet. Simmer until sauce thickens, stirring constantly. Simmer 3 minutes. Serve on rice.

Makes 6 servings

TESTED IN THE AMERICAN HOME KITCHENS

• HAM AND MUSHROOM TURNOVERS

• MEDITERRANEAN SALAD

1 can (15½ oz.) cut green beans
1 can (1 lb. 4 oz.) garbanzos or chick peas
1 small head cauliflower
1 pkg. (10 oz.) frozen artichoke hearts
1 c. olive oil
½ c. wine vinegar
2 large cloves of garlic, crushed
1 tsp. salt
¼ tsp. pepper
½ tsp. oregano
2½ qts. salad greens (lettuce, romaine, escarole, chicory)
1 can (4 oz.) pitted, ripe olives, sliced
1 red onion, sliced and separated into rings
3 tomatoes, diced
4 hard-cooked eggs, sliced
1 can (12 oz.) luncheon meat, slivered

Drain and rinse green beans and garbanzos or chick peas. Cut cauliflower into flowerettes and cook in boiling salted water 3 minutes or until almost tender. Cook artichoke hearts as directed on package. Combine oil, vinegar, garlic, salt, pepper, and oregano. Marinate green beans, garbanzos or chick peas, cauliflower, and artichokes in separate bowls in 3 to 4 tablespoons dressing-mixture each. Chill at least 1 hour. Break salad greens into bite-size pieces. Place greens in large salad bowl; toss with remaining dressing. Arrange marinated vegetables, olives, onion rings, tomatoes, eggs, and luncheon meat in rows on top of greens. Serve at once.

Makes 8 servings

TESTED IN THE AMERICAN HOME KITCHENS

• HEARTY SUPPER SALAD

Ask any hamburger about Philco Instant Cold.

You'll learn that Instant Cold is the most important difference in refrigerators today.

Philco Instant Cold keeps food fresh longer. Chills faster. Gives more cold in less running time. Shrugs off kitchen heat, no matter how often you open the door.

Most refrigerators just don't have the reserve power to keep proper food-preservation temperatures when the traffic gets heavy. That's why Philco developed Instant Cold.

In documented tests where refrigerator doors were opened up to 72 times a day, Philco Refrigerators with Instant Cold maintained uniform food-protecting temperatures far better than six other leading makes. And they chilled foods faster than any other brand tested!

NO FROST, TOO. Of course there's no defrosting ever in this new Philco — No Frost in the refrigerator section and No Frost in the freezer. Your choice of colors at no extra cost. And the Model 17RM58 shown gives you a giant 16.3 cubic feet of space in just 30 inches of cabinet width!

NEW POWER SAVER. Saves electricity the others waste. Just push a button for peak performance with far greater economy. You save as much as $15.76 a year* in electric bills. It's a Philco exclusive!

Isn't this everything you could want in a new refrigerator? Of course it is. Ask any hamburger. Better yet, ask your Philco dealer.

*Based on locale and national average electric rates.

For the name of your nearest Philco dealer, call Western Union by number and ask for Operator 25.

PHILCO®

A SUBSIDIARY OF *Ford Motor Company*

TELEVISION • STEREO PHONOGRAPHS
RADIO • HOME LAUNDRY • RANGES
REFRIGERATORS • AIR CONDITIONERS

FAMOUS FOR QUALITY THE WORLD OVER®

How to say Happy Birthday, Happy Anniversary and Happy Mothers' Day all at once.



Give the wife a new KitchenAid Superba VariCycle or Imperial DuaCycle convertible-portable dishwasher. It's a front-loading mobile dishwasher with Guide Bar. And a built-in, too. When and if you remodel. Hook it up to any sink. Click. It's done. Both convertibles are topped by a maple cutting board. Bet she can use that! They come in copper tone or white finish. And they feature 4-Way Hydro Sweep, which eliminates hand rinsing. And Flo-Thru drying. So dishes come out bone dry. Big, versatile capacity, too. We'd sure like to show them to you. But bring the Little Lady along. Then we can sing Happy Birthday together.

KitchenAid®

KitchenAid Dishwashers • Write Dept. KAH-5
The Hobart Manufacturing Company, Troy, Ohio 45373

Inside story about an EXCITING NEW WINDOW!

With the PELLA Double-Hung Window, simply tilt both sash to wash the outside from inside! Inside storms are self storing. The wood glass dividers snap in and out to make window washing easier. Choose full-length, swing-out or lower half screen. Both removable from inside. Mail coupon today.

Pella® WOOD WINDOWS

THIS COUPON ANSWERED WITHIN 24 HOURS
ROLSCREEN COMPANY, Dept. RC-73, Pella, Iowa
Rush inside story and pictures of PELLA Double-Hung Windows plus name of nearest distributor.

NAME

ADDRESS

CITY & ZONE STATE

PELLA MAKES QUALITY WOOD WINDOWS, WOOD FOLDING DOORS AND PARTITIONS AND WOOD SLIDING GLASS DOORS.

REPAIRS WOOD

DURATITE® WOOD DOUGH

Molds like dough—hardens into wood you can sand, saw, nail, drill, paint, stain, varnish or shellac. The plastic wood filler preferred by professionals—fills deep holes in one application. Natural and 8 matching wood colors. Sold at leading hardware, building supply, paint and specialty stores.

DAP® DAP INC., Dayton 31, Ohio SUBSIDIARY OF Pittsburgh Inc.

LOOK

for the special

AMERICAN HOME Order Card

bound between pages 46 and 47 of this issue

Veal (continued from page 61)

VEAL PARMIGIANA

1 c. dry bread crumbs; ¼ c. grated Parmesan cheese; 12 thin scallops of veal; 2 eggs, slightly beaten; 1 c. chopped onion; 1 clove of garlic, mashed; 2 tbs. pure vegetable oil; 1 can (1 lb.) tomatoes; 2 cans (8 oz. ea.) tomato sauce; 1½ tsp. basil, crumbled; ½ tsp. leaf thyme, crumbled; ½ tsp. salt; ½ tsp. onion salt; ¼ tsp. pepper; 2 tbs. olive or pure vegetable oil; 2 tbs. butter or margarine; 1 pkg. (8 oz.) mozzarella cheese; ½ c. grated Parmesan cheese.

Mix bread crumbs and ¼ cup Parmesan cheese in shallow plate. Dip veal pieces in beaten eggs; coat well with crumb mixture. Let stand to dry (this helps keep coating on) while preparing sauce. Sauté onion and garlic in 2 tablespoons oil in saucepan until soft. Add tomatoes, tomato sauce, basil, thyme, salts, and pepper. Cover; simmer 15 minutes. Heat oven to 350° F. Heat 2 tablespoons oil and butter or margarine in skillet until mixture foams. Add veal scallops, a few at a time, and brown on both sides. Add more oil or butter or margarine if needed. Cut mozzarella cheese into 12 slices. Spoon some sauce into shallow baking dish. Arrange alternate, overlapping slices of cheese and scallops in dish; spoon on remaining sauce. Sprinkle with ½ cup Parmesan cheese. Bake 15 to 20 minutes or until sauce bubbles and cheese melts. Makes 6 servings.

BRAISED VEAL SHOULDER

1 boned, rolled shoulder of veal (about 4 lbs.); 3 tbs. pure vegetable oil; 2 c. chopped onion; 1 c. diced, pared carrots; 1 tbs. dry parsley flakes; ½ tsp. leaf thyme, crumbled; 1 bay leaf, crushed; 2 tbs. bottled meat sauce; 1 c. dry red wine; 1 c. water; 1 beef bouillon cube.

Brown veal on all sides in oil in heavy kettle or Dutch oven; remove veal. Sauté onion and carrots in oil remaining in kettle until soft. Add parsley flakes, thyme, bay leaf, meat sauce, wine, water, bouillon cube, and browned veal. Cover; simmer 2½ to 3 hours (allow 35 to 40 minutes per pound of veal) or until veal is tender. Thicken gravy, if desired, with flour that has been mixed to a smooth paste with cold water. Serve, if you wish, with cooked, halved carrots. Makes 6 servings.

VEAL RAGOUT MARENGO

2 lbs. shoulder of veal, cubed; 2 tbs. pure vegetable oil; 1½ c. finely chopped onion; 1 clove of garlic, mashed; 2 c. beef broth or dry white wine; 1 tsp. leaf thyme, crumbled; 1 bay leaf; 2 c. peeled, chopped tomatoes (3–4 medium size); 1 tsp. salt; ¼ tsp. pepper; 2 tbs. diced pimiento; 1 can (6 oz.) sliced mushrooms, undrained.

Brown veal cubes on all sides in oil in heavy kettle or Dutch oven; remove veal. Sauté onion and garlic in oil remaining in kettle until soft. Add beef broth or wine, thyme, and bay leaf. Simmer until liquid is reduced to half its original volume. Add tomatoes, salt, pepper, and browned veal. Cover; simmer 1¾ to 2 hours or until veal is tender. Add pimiento and mushrooms. Taste for seasoning; add additional salt and pepper, if desired. Heat through. Remove bay leaf. Thicken gravy, if desired, with flour that has been mixed to a smooth paste with cold water. Makes 8 servings.

VEAL SCALLOPINE

8 thin scallops of veal; 1 egg slightly beaten; ¾ c. dry bread crumbs; 5 tbs. butter or margarine; 1 tsp. dry mustard; ½ tsp. salt; ¼ tsp. pepper; 1 tbs. Worcestershire sauce; ½ c. beef broth or dry white wine; 2 tbs. chopped parsley.

Dip scallops in beaten egg; coat with bread crumbs. Let stand 10 minutes to dry (this helps keep coating on during cooking). Brown scallops on both sides in 3 tablespoons butter or margarine in skillet or chafing dish blazer pan. Remove scallops; keep warm. Add to pan remaining 2 tablespoons butter or margarine, mustard, salt, pepper, Worcestershire, and beef broth or wine. Stir to loosen any brown bits on sides and bottom of pan. Heat to boiling. Serve sauce over hot scallops; sprinkle with parsley. Makes 4 servings. (continued)

Our Contadina Tomato Paste never gets tired of spaghetti. If you do, try:

COPYRIGHT BY CARNATION COMPANY

Italians make 317 different kinds of pasta. We make only one kind of Tomato Paste. Our deep, red, robust Contadina. Just like the Old Country, except a little better, because we put eight great California tomatoes in our little bitty can. Try our Paste with a new pasta, tonight. It tastes every bit as good on rigatini as it does on spaghetti. Especially if you make a rich, thick sauce like this:

ALL PURPOSE PASTA SAUCE

- ½ cup chopped onion
- ¼ cup olive oil
- 2-6 oz. cans Contadina Tomato Paste
- 2¼ cups water
- ¼ tsp. salt
- ¼ tsp. garlic salt
- ⅛ tsp. pepper
- ½ tsp. sugar
- 1 tbsp. chopped parsley
- ¼ tsp. oregano
- 1 bay leaf

Saute onion in olive oil. Stir in Contadina Tomato Paste. Slowly add water to mixture, stirring constantly. Add remaining ingredients. Simmer 30 minutes, stirring occasionally. Remove bay leaf before serving. Makes 3 cups, plenty for 1 lb. of pasta.

NEW IDEAS

for decorating and shading with colorful

CANVAS

Full-color, 16 page booklet is packed with adaptable design ideas and color combinations. Only 25c. Send coupon today or see your local awning dealer.

CANVAS AWNING INSTITUTE, INC.
NATIONAL COTTON COUNCIL
P. O. Box 12287-Q, Memphis, Tennessee 38112
Enclosed is 25¢ for canvas awning idea booklet.

Name _____

Address _____

City _____ Zone _____ State _____

MOVING?

Get this free* moving guide.

New Home Journal shows you how to plan your move and save time, trouble, money. Tells you what to look for in a new home and neighborhood, what to avoid. Advises you on decorating and furnishing, suggests ways to get insurance, banking and legal services, tells how to find a new doctor, plumber or pharmacist, among other local experts you will need to know. Send for it today!



*This useful guide is offered free to all American Home subscribers who send us their change-of-address notices at least eight weeks in advance. Others may have it for only $1.00. Use the handy coupon below.

REMEMBER: We must know your new address at least eight weeks before you move. Check here, and enclose one dollar, if you want NHJ but do not yet know your new address.

NEW HOME JOURNAL
c/o THE AMERICAN HOME
Independence Square
Philadelphia, Pa. 19105

Cut your complete address label from any or all Curtis magazines you subscribe to—**Saturday Evening Post, Ladies' Home Journal, Holiday, American Home, Jack and Jill**—and pin (do not paste) them here

Please send my free copy of New Home Journal.
I will be moving to my new address on this date: month _____ day ____ year ____

Name (Please Print) _____

My new address _____

City _____ State _____ Zip Code _____

(continued)

SAVORY VEAL BIRDS

¼ lb. thin sliced, cooked ham; ¼ lb. sliced Swiss cheese; 8 thin scallops of veal; flour; 4 tbs. pure vegetable oil; 1 c. light cream; ½ tsp. leaf basil, crumbled.

Cut ham and cheese slices to fit veal scallops. Place a slice of ham on each scallop; top with a slice of cheese. Roll up; tie with clean white string or secure with wooden picks. Dip veal rolls in flour to coat them. Heat oil in skillet; brown veal rolls on all sides in hot oil. Add cream and basil. Lower heat; simmer slowly, covered, 25 to 30 minutes or until veal is tender. Makes 4 servings.

VEAL SHANK RAGOUT

Six 2½-in. veal shank crosscuts; 4–6 tbs. pure vegetable oil; 1 c. chopped onion (1 large); ½ c. diced celery; ½ c. diced carrot; 1 can (10½ oz.) onion soup or beef broth; 1 c. water; ½ tsp. salt; ¼ tsp. pepper; 1 tsp. grated lemon rind; 1 tsp. lemon juice; 1 tbs. tomato paste; 2 tbs. chopped parsley.

Brown shank pieces in oil in Dutch oven or heavy kettle; remove pieces as they brown. Pour off all but 2 tablespoons oil; add onion, celery, and carrot; sauté until tender. Return shank pieces to pan. Add onion soup or beef broth, water, salt, and pepper. Simmer, covered, 1½ to 2 hours or until meat is tender. Taste; add salt and pepper if needed. Thicken gravy, if desired with flour blended to a smooth paste with cold water. Stir in lemon rind and juice, tomato paste, and parsley. Heat through. Makes 6 servings.

VEAL CHOPS PAPRIKA

8 rib veal chops; 3 tbs. pure vegetable oil; 1 c. beef broth; 2 c. (1 pt.) dairy sour cream; 1½ tbs. paprika; ½ tsp. salt; 1 sweet red pepper, seeded and sliced; 1 green pepper, seeded and sliced; 3 tbs. pure vegetable oil.

Brown chops on both sides in 3 tablespoons oil in large pan. Add beef broth; cover. Simmer ½ hour or until chops are tender; remove chops; keep warm. Stir sour cream slowly into juices in pan; add paprika and salt; heat but do not boil. Cook red and green peppers in 3 tablespoons oil until soft. Spoon gravy over chops; top with peppers. Makes 4 servings.

SAUTÉED VEAL CUTLET

1 veal cutlet, ½ in. thick (about 1 lb.); 1 egg, beaten; 2 tbs. water; ½ c. dry bread crumbs; 2 tbs. butter or margarine; 2 tbs. pure vegetable oil; 1 can (8 oz.) tomato sauce; ½ c. water; ½ tsp. salt.

Dip cutlet in mixture of egg and water; roll in bread crumbs to coat well. Heat butter or margarine and oil in skillet. Add cutlet; cook slowly until brown on both sides. Combine tomato sauce, water, and salt. Pour over meat. Lower heat; simmer covered, 20 to 30 minutes or until tender. Makes 4 servings.

Angel-Light Desserts (continued from page 58)

ORANGE CHIFFON PIE

One 9-inch pastry shell; 1 envelope unflavored gelatin; ½ c. sugar; ¾ c. orange juice; 2 tbs. lemon juice; 4 egg yolks, slightly beaten; 4 egg whites; ½ tsp. cream of tartar; ½ c. sugar; 1 tbs. grated orange rind.

Bake and cool pastry shell. Combine gelatin, ½ cup sugar, orange juice, lemon juice, and egg yolks in top of double boiler. Cook over simmering, not boiling, water until gelatin and sugar are dissolved and mixture slightly coats spoon. Cool; chill until mixture is thickened and creamy, but not set. Beat egg whites with cream of tartar until soft peaks form. Beat in ½ cup sugar slowly; continue to beat until firm peaks form and meringue is shiny. Fold thickened gelatin mixture and orange rind gently into meringue. Pour into pastry shell; swirl top with spoon. (If mixture is not thick enough to hold shape, chill before pouring into pastry shell.) Garnish with fresh orange sections and whipped cream if desired. Makes 6 servings. (continued)

Model No. RCIG-75J

The new Frigidaire TENDER-MATIC Range...

improves every kind of roast...automatically!



More tender...

Now, oven-roast economy cuts! Even chuck turns out tender, looks and slices like roast beef.

Better flavor...

Now, enjoy juicier turkeys and roasts than ever before! Because they're juicier, they have fuller, more delicious natural flavor.

Less shrinkage...

Now, even traditional "shrinkers" like pork, ham and standing rib roast lose measurably less weight.

Would you believe it? Now you can serve more tender, flavorful meat than ever before, and often save on meat bills at the same time. The new Frigidaire Tender-matic oven control is that remarkable.

It gives you new menu variety . . . allows you to oven-roast economy cuts of meat you've had to stew or pot roast in the past. It turns inexpensive roasts into glamorous company fare. It literally preserves the slicing texture of meat . . . actually prevents stringiness, shredding and chunking.

As for turkey, never again bother to baste or swaddle your bird in foil. With the Frigidaire Tender-matic Electric Range, white meat as well as dark turns out succulently juicy and easy to carve, automatically.

Naturally, more juices in the meat mean more flavor for your family and guests to enjoy. Bigger, more handsome roasts, too, because shrinkage is cut way down.

What's more, you can start cooking dinner way ahead of time . . . spend the whole day out of the kitchen, if you like. Your roast will automatically be cooked rare, medium or a juicy well-done, even after all-day cooking!

Fine restaurant chefs have been practicing this form of roasting for years. Now, Frigidaire—and only Frigidaire—brings it to you . . . sure, safe and automatic. Frigidaire Ranges—products of General Motors. See them at your dealer's.

The brightest ideas in ranges are yours with Frigidaire . . . Tender-matic, Pull 'N Clean, Flair and Twin-30 models.

FRIGIDAIRE

GOLDEN 50 ANNIVERSARY

(continued)

LIME BAVARIAN CHARLOTTE

2 dozen ladyfingers; 2 envelopes unflavored gelatin; ½ c. sugar; ¾ c. lime juice; ¼ c. water; 4 egg yolks, slightly beaten; 4 egg whites; ½ tsp. cream of tartar; ½ c. sugar; 1 tsp. grated lime rind; 1 c. heavy cream, whipped; green food color.

Separate ladyfingers. Line an 8-inch springform pan with split ladyfingers, cutting to fit pan so all spaces are filled. Combine gelatin, ½ cup sugar, lime juice, water, and egg yolks in top of double boiler. Cook over simmering, not boiling, water until gelatin and sugar are dissolved and mixture thickens slightly. Cool; chill until mixture mounds slightly when spooned. Beat egg whites with cream of tartar until soft peaks form. Beat in ½ cup sugar slowly. Continue to beat until firm peaks form and meringue is shiny. Fold chilled lime mixture and lime rind gently into meringue; fold in whipped cream and enough food color to tint a pastel green. Pour into prepared pan. Chill several hours or until set. Garnish with chopped pistachio nuts and additional whipped cream, if desired. Makes 10 to 12 servings.

LEMON SNOW SPONGE

2 envelopes unflavored gelatin; ⅔ c. sugar; ⅛ tsp. salt; 3 c. boiling water; ⅔ c. lemon juice; yellow food color; 3 egg whites; ¼ tsp. cream of tartar; ¼ c. sugar; 1 tsp. grated lemon rind.

Combine gelatin, ⅔ cup sugar, and salt in mixing bowl. Add water; stir until dry ingredients are dissolved; cool. Add lemon juice. For sparkling lemon top, measure about ½ cup of gelatin mixture into small bowl (amount you use will depend on design of your mold, but use no more than ½ cup). Add a drop of yellow food color to make a bright lemon yellow. Pour into 6-cup mold; chill until almost set. Chill remaining gelatin mixture until syrupy. Set it in a larger bowl with ice cubes for quick chilling. When gelatin is syrupy, quickly beat egg whites and cream of tartar until soft peaks form; beat in ¼ cup sugar slowly; continue to beat until firm peaks form and meringue is shiny. Fold syrupy gelatin mixture and grated lemon rind gently into meringue. Spoon carefully into mold. Chill several hours or until firm. Unmold; garnish with fresh, frozen, or canned fruits, as desired. Makes 6 servings.

SPANISH CREAM

1 envelope unflavored gelatin; ¼ c. sugar; ⅛ tsp. salt; 3 egg yolks, beaten; 2½ c. milk; 1 tsp. vanilla; 3 egg whites; ¼ c. sugar.

Blend gelatin, ¼ cup sugar, and salt in top of double boiler. Beat egg yolks with milk until blended; stir into gelatin mixture. Cook over simmering, not boiling, water, stirring constantly, until gelatin and sugar are dissolved, about 10 minutes. Remove from heat; stir in vanilla; cool; chill until mixture mounds slightly when spooned. Beat whites until soft peaks form. Beat in ¼ cup sugar slowly; continue to beat until firm peaks form and meringue is shiny. Fold thickened egg-yolk mixture into meringue. Pour into 1-quart mold. Chill several hours or overnight. Serve with chocolate sauce, fruit sauce, or whipped cream, if desired. Makes 6 servings.

LEMON MERINGUE PIE

One 9-inch pastry shell; ½ c. cornstarch; 1½ c. sugar; ¼ tsp. salt; 1¾ c. water; 4 egg yolks, slightly beaten; 2 tbs. butter or margarine; 1 tsp. grated lemon rind; ½ c. lemon juice; 4 egg whites; ¼ tsp. cream of tartar; ½ c. sugar.

Bake and cool pastry shell. Combine cornstarch, sugar, and salt in saucepan; blend in water. Cook over medium heat, stirring constantly, until mixture thickens and bubbles. Stir half the mixture into the egg yolks; return mixture to saucepan. Lower heat; cook gently 3 to 4 minutes, stirring constantly; remove from heat. Add butter or margarine and lemon rind and juice; cool. Pour into pastry shell. Set oven at 350° F. Beat egg whites with cream of tartar until foamy; beat in ½ cup sugar gradually; continue beating until meringue stands in firm, glossy peaks.

Be a table-setting genius!

GET YOUR COPY OF THIS IDEA-PACKED NEW BOOKLET "LOOK WHAT YOU CAN DO WITH SYRACUSE CHINA"

FIRST complete booklet devoted to putting excitement in table setting; to show you how to create "atmosphere" with confidence; how to be versatile with your china in your home!

28 PAGES IN FULL COLOR—a big 10½" x 8" booklet with . . .

- Cover-to-cover designer settings covering every kind of occasion, way and place to serve!
- Holiday Party Ideas! Special Party Ideas with international flavor—different, easy for busy homemaker and career gal! Economical Entertaining! Teen Wingdings! Small-Fry Flings!
- How to create extra touches that make your party memorable—unusual napkins, centerpieces, decorations. How to establish your hostess "trademark"!
- How to set all kinds of tables correctly. How to mix china patterns successfully. "How-to" Ideas! Ideas! Ideas!

A book you'll treasure for hints and help —and thank for your table-setting laurels!

Drop meringue by spoonfuls evenly over filling. With spatula or spoon, swirl meringue on pie, making sure it touches inner edge of crust all around to prevent shrinking. Bake 15 to 20 minutes or until peaks of meringue are tipped golden brown. Cool to room temperature before serving. Makes 6 to 8 servings.

LEMON FROMAGE

2 envelopes unflavored gelatin; ½ c. cold water; 6 egg yolks; ½ c. sugar; 1 tbs. grated lemon rind; ½ c. lemon juice; 6 egg whites; ¼ c. sugar.

Soften gelatin in cold water; dissolve over hot water; cool. Beat egg yolks with ½ cup sugar until light and thick. Fold in lemon rind and juice. Beat egg whites until foamy; beat in ¼ cup sugar slowly; continue to beat until firm peaks form and meringue is shiny. Fold egg-yolk mixture into meringue. Chill slightly until mixture thickens and mounds when spooned. Pour into 1½-quart mold. Chill several hours or overnight. Nice with thawed frozen strawberries, raspberries, or peaches. Makes 6 to 8 servings.

PINK PEPPERMINT MALLOW

½ lb. marshmallows; ⅔ c. milk; 2 c. heavy cream, whipped; ¼ tsp. peppermint extract; red food color.

Heat marshmallows and milk in saucepan over medium heat until marshmallows are dissolved; cool. Fold whipped cream, peppermint extract, and enough red food color to tint a delicate pink into cooled marshmallow mixture. Chill; stir several times during chilling until mixture is thickened and does not separate. Chill 1 to 2 hours or until set. Makes 6 servings.

LEMON MILK SHERBET

1½ tsp. unflavored gelatin; 1 c. sugar; 1 c. milk; 2 tsp. grated lemon rind; ¾ c. lemon juice; 1 egg white; 2 tbs. sugar.

Combine gelatin and 1 cup sugar in saucepan; stir in milk. Cook over low heat until gelatin and sugar are dissolved, about 5 minutes. Cool; add lemon rind and juice. Pour into shallow pan; freeze about 1 hour or until partly frozen and mushy. Scrape mixture into bowl; beat quickly with rotary beater until smooth. Beat egg white with 2 tablespoons sugar until stiff; fold into lemon mixture. Freeze several hours or until firm. Makes 6 servings.

THE END

COMING IN JUNE

JUNE, JUNE, JUNE. We'll be bustin' out all over with ideas for young families . . . like:

How to choose your first house.

Three young families and their choices . . . a builder house, architect-designed house . . . remodeled house.

How to get the most living space from a two-bedroom apartment.

And . . . landscaping for beginners . . . a chart for better barbecues . . . luscious strawberry desserts . . . filling out your silver set.

GET THIS EXCITING NEW BOOKLET AT YOUR FAVORITE STORE

Or write Syracuse China, Syracuse, New York 13201 . . . Only 50¢.

ALABAMA

Anniston . Moorefield's Jewelry
Bessemer . Goodwin Jewelry Co.
Birmingham . Lovemans of Alabama
Boaz . Boaz Jewelry
Clanton . Callen-Allred Drug Co.
Cordova . Jean Jewelry
Cullman . Yost Gift Shop
Elba . The Jewel Box
Eufaula . Schaub Book Store
Florence . Meffords Jewelers, Inc.
Gadsden . C. F. Hoffman & Sons
Grove Hill . Brady Hardware Co.
Guntersville . Benefield's Jeweler
Haleyville . Whitt Jewelry
Hamilton . Emma-Kate Shop
Hartselle . McCurley Jewelry
Jacksonville . The Quality Shop
LaFayette . Adams Jewelry Co.
Mobile . Zundel's
Monroeville . Ernestine's Book & Gift Shop
Montevallo . Stone Jewelry Co.
Montgomery . Lovemans of Alabama
Opp . Covington Jewelers
Ozark . The-Fair
Red Bay . Faust Drugs
Roanoke . D. H. Sheppard Jeweler
Selma . Edwards Jewelry Company
Sylacauga . J. M. Duck Jeweler & Giftshop
Troy . Harry Baker, The Jeweler
Tuscaloosa . Vining's Lary & Waldrop Jewelers
Tuskegee . M & L Jewelers
Winfield . Lynn Jewelers

CONNECTICUT

Ansonia . Lewis Jewelers
Bridgeport . Howland's
Bristol . The Treasure Shoppe
Danbury . Addessi Jlr. Stores Genung's
Derby . D. Schpero Jewelers
Fairfield . Fairfield Center Jlrs. Inc.
Manchester . The Treasure Shoppe
Milford . Schpero Jewelers
New Haven . Savitt Jlrs.
New London . L. Lewis & Co. Div. Malloves Maurice Nasser
Norwalk . David Pinkas Jlrs.
Ridgefield . Craig's Jlrs.
Stamford . Cowlin's
Thompsonville . Marek Jewelers
Waterbury . Strisik's

DELAWARE

Dover . Forneys Jewelry Store
Laurel . J. Ernest Marine
Seaford . James Jewelers
Wilmington . The Crockery Den

DISTRICT OF COLUMBIA

Washington . Woodward & Lothrop

FLORIDA

Belle Glade . Charles A. Cox Jewelers
Blountstown . Brantley Jewelry Co.
Brooksville . A. G. Fridy Jewelers
Chattahoochee . Evelyn's
Chipley . Butler Hardware Co.—Gift Dept.
Clearwater . Maas Brothers
Clewiston . Bond Street Jewelers
Cocoa . W. H. Bailey Jeweler
Crescent City . Ted Zamoski Jeweler
Dade City . Earl N. Davis
Daytona Beach . Wm. A. Ritzi and Sons
DeFuniak Springs . Newman-Carr Co.
Delray Beach . J.B. Smith & Son, Jewelers
Eustis . Merry-Garner Jlrs., Inc.
Fort Walton Beach . Vandegriff Jewelers, Inc.
Frostproof . L. J. Pike Jewelry & Gifts
Gainesville . Mary Turners
Graceville . Patterson Hardware Company
Haines City . Frank Angle, Jeweler
Homestead . Fischer and Sons, Inc.
Jacksonville . Underwood Jewelers, Inc.
Key West . Wm. Gamble, Jeweler, Inc.
Kissimmee . Partin Jewelers
Lake City . Stuart Jewelers
Lakeland . Maas Brothers
Lake Wales . Heitz Jewelers
Live Oak . Live Oak Jewelry
Madison . Smith's Jewelry & Gifts
Marianna . Lia's Gift Shop
Melbourne . Redmond Jewelers
Monticello . Folsom's Jewelry
Okeechobee . Okeechobee Jlrs.
Orlando . Home and Hobby House Kinard Jewelers
Palatka . Arthur E. Nelson, Jlr.
Panama City . Cogburn Jewelry Co.
Perry . Wells Jeweler
Plant City . Edgar Hull, Jeweler
Quincy . W. L. Wood, Jeweler
St. Petersburg . Maas Brothers
Sarasota . Maas Brothers
Starke . Leila's Dress & Gift Shop
Tallahassee . W. W. Putnam Jeweler
Tampa . Maas Brothers
Tavares . The Yellow Jasmine
Wauchula . R. H. Herr Jeweler
Williston . Golden Gift & Flower Shop
Winter Garden . Pittman Jewelry
Winter Haven . Arcade Gift Shop
Winter Park . Home and Hobby House

GEORGIA

Albany . The Mayfair Jewelers
Americus . His & Hers Gift Shop
Athens . Foster's Jewelers
Augusta . Millard Beckum Jewelers
Gifts & Things, Inc.—Daniel Village
Bainbridge . Kres Bride and Gift
Baxley . Maglio's Jewelry
Brunswick . Ligeour's
Cairo . Bishop's Jewelry
Claxton . Perkins Jewelers
Cochran . Robert A. Harrell, Jeweler
Columbus . Schomburg's V.V. Vick, Jeweler
Commerce . Commerce Jewelry Co.
Cornelia . Jackson's Jewelers
Dalton . Tatum's Gift Shop
Douglas . Wilson Jewelry Store
Eastman . Gainey Jewelers
Eatonton . Yarbrough Jewelry
Fitzgerald . Hiers Jewelers
Fort Valley . Herbert Jewelers
Gainesville . Mintz Jewelers
Hawkinsville . Ike Slade Jlry. Co. Inc.
Jesup . Jesup Flower & Gift Shop
Lavonia . Jan-Nell Jewelry
Macon . Kernaghan Inc., Jewelers
Madison . Thompson Jeweler
Milledgeville . J. C. Grant Co.
Moultrie . Wilson Jewelers
Perry . Jones Jewelers
Quitman . Hogan Jewelers
Rome . Ford, Gittings & Kane, Inc.
Sandersville . Sandersville Jewelers
Savannah . Desbouillons
Statesboro . H. W. Smith, Jeweler
Summerville . Duff Flowers & Gifts
Sylvania . Robert G. Howard, Jeweler
Sylvester . Haley's Jewelers
Thomaston . Wheeless Jewelry Co.
Thomasville . Joseph Jerger Jeweler
Thomson . Edward B. Wall, Jeweler
Tifton . Echols Jewelers
Toccoa . Lovett's, Inc.
Valdosta . Girardin Jewelers
Vidalia . Brown's Jewelry
Warner Robins . Grant Jewelers
Washington . Lucas Jewelry Store
Waycross . Sims Jewelers
West Point . Harry's Jewelers
Winder . The Jewel Box
Wrens . Wrens Jewelers

ILLINOIS

Anna . Cannon's Jewelry
Aurora . Bockman Jewelers, Inc. The Gift Shop
Barrington . Wenzel Jewelers Inc.
Bloomington . Chadband's
Canton . Reicherts
Carbondale . Cannon's Jewelry
Champaign . Teppers China Store
Chicago . Croydon China Co.—Lincolnwood Croydon China Co.—South
Clinton . Fitzgerald's Jewelry Store
Collinsville . Butterfield's Jewelers
Decatur . Flora Jewelers
Elmhurst . Midwest China Company
Eureka . Schumachers Jewelry
Freeport . C. H. Little & Co.
Galesburg . Ellis Jewelers
Havana . Hine Jewelers
Hillsboro . Ziegler Jewelers
Joliet . Reisberg Jewelers
Kewanee . The Crystal Shop
Lincoln . Feldman's
Litchfield . Ptolsgrot's Jewelers
Macomb . Lebold & Voegele Jewelers
Monmouth . Peters Jewelry Co.
Mt. Morris . Light's Jewelry Store
Mt. Vernon . Laird Jewelers
Ottawa . Jacobs' Gifts
Pekin . Jones Bros. Jewelers
Peoria . Palace Gift Shop
Peru . Cohard Jewelers
Pontiac . Smith's Jewelry
Princeton . Gunnar E. Pihl Jeweler
Quincy . Dame & Hurdle Jewelers
Rochelle . Townsend Jewelry
Rockford . Allen's China & Gifts Martin Gustafson Inc.
Shelbyville . Platt Jewelers
Springfield . John Bressmer Co.
Sycamore . Rivian's Gift Shop
West Frankfort . Jacobs-Lane Jewelers
Woodstock . Ray Wolf Jewelers

MAINE

Augusta . Nicholson & Ryan
Bangor . Boyd & Noyes Jewelers
Lewiston . Henry Nolin Jeweler
Lincoln . Sproul & Vose
Portland . Porteous, Mitchell and Braun

MARYLAND

Annapolis . Woodward & Lothrop
Baltimore . Hecht-May Co. Stewart & Co.—Downtown Stewart & Co.—Reisterstown Rd. Plaza Stewart & Co.—York Road
Chevy Chase . Woodward & Lothrop
Frederick . Remsberg's Jewelry Store
Hagerstown . Eyerly's Dept. Store
Wheaton Plaza . Woodward & Lothrop

MASSACHUSETTS

Amesbury . Locke's Jlrs.
Athol . Joseph E. Cox, Jlr.
Attleboro . Pearson Jewelers
Bedford . Bedford Jlrs.
Belmont . Conti Jlrs.
Boston . Jordan Marsh Company
Brockton . Romm Jlrs.
Fitchburg . Harry Jlrs.
Framingham . Jordan Marsh Co.—Shoppers World
Gardner . Stanley Jlrs.
Greenfield . H. S. Ruddock
Holyoke . Fredericks Jlrs.
Hyannis . Hyannis Jewelry Shop
Lawrence . Sutherlands Dept. Store
Lowell . Bon Marche Inc.
Lynnfield . Lynnfield Jlrs.
Malden . Jordan Marsh Company
New Bedford . Novick Jlrs.
North Adams . Jolley Jlrs., Inc.
Northampton . The Mayfair
Orleans . Backus & Soule Jlrs.
Peabody . Jordan Marsh Co.—Northshore
Pittsfield . J. F. Kahl Co.
Quincy . Romm Jlrs.
Reading . Walter Hersey-Jlr.
Salem . Daniel Low & Co.
Shrewsbury . Joseph Faddoul Co.
Springfield . Forbes & Wallace Fredericks Jlrs. Hall Galleries, Albert Steiger Co.
Stoughton . Wyman Jlrs.
Taunton . L. G. Beers Co.
Wakefield . Fisher Jlrs.
Waltham . Grover Cronin
Webster . Vels Jlrs. & Silversmiths
Wellesley . Anderson Jlrs.
Winchester . Anderson Jlrs.
Worcester . Denholm & McKay Sharfmans Jlrs.

MISSISSIPPI

Amory . G & Y Drug Store
Batesville . Community Jewelers
Booneville . Way-Fil Jewelry
Canton . Noble-Watts Jewelers
Clarksdale . Nellie May's
Columbus . Caldwell Furniture Co.
Crystal Springs . Blythe's Florist & Gifts
Fayette . Marron Drug Store
Forest . Webb's City Drug
Greenville . Schlom Jewelers
Grenada . Stoker Jewelry
Hazlehurst . McLemore Florist & Gifts
Houston . Estes Jewelry
Jackson . Albriton's
Laurel . Burton's Jewelers
Louisville . G. R. Ivy, Jeweler
McComb . Selman's Jewelry
Mendenhall . Lloyd's Style Shop
Meridian . Rose Jewelry Co.
New Albany . McGee Jewelry
Poplarville . Pearl River Drug & Gift Shop

NEW HAMPSHIRE

Concord . Fickett Jlrs.
Dover . Alie's Jlrs.
Exeter . Lopardo Jlrs.
Manchester . Lemay Bros.
Rochester . Conrad E. Alie Jlr.
Somersworth . Cutters Jewelers

NEW JERSEY

Atlantic City . Schoppys
Bergenfield . Raymond's Jewelers
Brick Town . Britts
Cherry Hill Mall . Douglas F. Merrill, Jewelers & Silversmiths
East Orange . Hostess House, Inc.
Englewood . Burrows
Flemington . Haydu's
Freehold . Britts Dept. Store
Haddonfield . Douglas F. Merrill, Jewelers & Silversmiths
Linden . Maurice Adler, Inc.
Metuchen . The Jewel Shop
Newark . Chase Department Stores, Inc.—Branches
New Brunswick . P. J. Young
Paramus . Hostess House, Inc. Marks China and Glass
Passaic . Davis Gift Shop
Perth Amboy . Sarah Bardin
Phillipsburg . Gordon Jewelers—Hillcrest Shopping Center
Princeton . Edward's Jewelers
Ramsey . Hostess House, Inc.
Somerville . Edward's Jewelers Fancher China and Glass
Summit . Ruth's
Trenton . Gordon Jewelers Hamilton Jewelers
Wayne . Davis Gift Land
Westfield . Boutique International at Adlers

NEW YORK

Albany . Lansing Bros. John G. Myers
Auburn . The H. R. Wait Co., Inc.
Batavia . Francis & Mead Jewelers
Bath . Gerald F. Stabel Jewelry and Gift
Binghamton . Phil's Gift Shop
Brewster . Addessi Jlr. Stores
Buffalo . Adam, Meldrum & Anderson Co. Downtown, Sheridan, University, Thruway, Abbott, Airport, Southgate Engelbert Bros. Inc. Jewelers Wm. Hengerer Co.
Canandaigua . Pecks Poke-About-Shop
Chatham . Watts Jlry.
Cortland . Harry Albert Jeweler G. H. Wiltsie, Inc.
Delhi . Smith's Jewelers
Eastway . Sibley, Lindsay & Curr Co.
Elmira . Izzard's
Fort Plain . Les Frankel Jlr.
Fredonia . H. L. Holliday Jeweler
Geneva . McCurdy
Glens Falls . Fowlers Inc. Robert's Jlrs.
Herkimer . Munger's
Hornell . A. McHenry & Co.
Hudson . Maratskey Jlrs., Inc.
Irondequoit . Sibley, Lindsay & Curr Co.
Jamestown . Bigelow Co.
Johnstown . Ten Eyck The Jlr.
Kingston . Safford & Scudder
Lancaster . Carson's Jewelers
Latham . Boston Store Rudolph's
Lockport . Williams Bros. Co.
Massena . Carbino's Jewelry Stores, Inc.
Mechanicville . Ahearn Jlrs.
Middletown . Serpentini Jlrs.
Mt. Kisco . The Golden Galleon
Newark . Sibley, Lindsay & Curr Co.
Newburgh . Wm. H. Griffin, Jlr. John Schoonmaker & Son
New Dorp . Armel Jewelers
New Hartford . Munger's
Niagara Falls . Jenss Bros. Inc. E. C. McKelvey Jlrs.
Ogdensburg . Carbino's of Ogdensburg, Inc.
Olean . Bradner's Inc.
Oneonta . J. A. McCarthy Jewelry & Gifts
Penn Yan . A. Holliday Shop
Port Jervis . Barkmans
Port Richmond . Modern Gift Shop
Potsdam . Corbett's Jewelry Store
Poughkeepsie . De'S Jlrs.
Rochester . E. W. Edwards & Son E. W. Edwards & Son—Pittsford Plaza E. W. Edwards & Son—Ridgemont Plaza McCurdy McCurdy—Northgate Sibley, Lindsay & Curr Co.
Schenectady . H. S. Barney Co. M. B. Graubart & Sons Jlrs.
Seneca Falls . Williams & Son
Sherburne . Turners Jewelry Store
Southtown . Sibley, Lindsay & Curr Co.
Syracuse . Chappell's—Downtown Chappell's—Eastwood Chappell's—Northern Lights Dey Bros. & Co.—Downtown Dey Bros. & Co.—Shoppingtown E. W. Edwards & Son
Troy . Berner's Inc.
Utica . Boston Store W. B. Wilcox
Walton . Smith's Jewelry Store
Warwick . Serpentini Jlrs.
Watertown . Conde's of Watertown Frank A. Empsall
Wellsville . W. E. Robbins Gift & China Shop

NORTH CAROLINA

Burlington . The Treasure House, Inc.
Canton . L. J. Sellars Jewelers
Charlotte . J. B. Ivey & Co.
Charlottetown Mall . J. B. Ivey & Co.
Durham . Weaver's Jewelers, Inc.
Fayetteville . Rome's Jewelers, Inc. Rome's Jewelers, Inc.—Talleywood Shopping Center
Goldsboro . Weil's, Inc.
Hendersonville . O. E. Bass, Jeweler
Kannapolis . Willeford's Jewelers
Lumberton . A. J. Holmes Jeweler
Monroe . J. Howard Williams
Raleigh . Hudson Belk Co. Johnson's Jewelers
Rocky Mt. . Belk-Tyler's
Salisbury . Norman's Jewelers
Waynesville . Red Wing Gift Shop Inc.

PENNSYLVANIA

Allentown . Hess's Smoyer's Jlrs.
Altoona . Gable's
Bradford . Smiths Art & Gift Shop
Butler . Earl Mack Jewelers Milo Williams Jewelers
Chambersburg . Long Jewelers, Inc.
Clarion . James Jewelers
Conshohocken . Wallace Jewelers
Erie . Boston Store Jarecki's Trask's
Franklin . Vath & Mawhinney
Greenville . Milo R. Williams Jewelers Inc.
Hanover . Thos. H. Smith, Jeweler
Harrisburg . Joseph A. Rosi, Jewelers
Hazleton . Blumer's
Honesdale . Kretschmer's Gift Shop
Johnstown . Penn Traffic Co.
Lancaster . Hager's Linen Hope Chest
Lock Haven . Dorsett's China & Gift Shop
Meadville . John J. Shryock Co.
New Castle . Perelman Jewelry
Norristown . Snyder's Jewelry Store
Oil City . I. R. Grimm Jlr.
Philadelphia . John Wanamaker
Pittsburgh . Joseph Horne Co. Wicks Jewelry
Pittston . Wicks Jewelry
Pottsville . Robert C. Green's Son
Reading . Pomeroy's Inc.
Ridgway . Raymond's
Scranton . Cleland-Simpson Scranton Dry Goods
Sharon . G & M Rogers
State College . Treasure House
Uniontown . Metzlers
Warren . James Jewelers
Waynesboro . Long Jewelers, Inc.
Wilkes-Barre . Fowler-Dick & Walker
Williamsport . L. L. Stearns & Sons
York . Bon Ton Dept. Store Wiest's Dept. Store

RHODE ISLAND

East Greenwich . Wood Jlrs.
Providence . The Shepard Co.
Westerly . Goodgeon's Westerly Jlr. Co.
Woonsocket . Piette Jlrs.

SOUTH CAROLINA

Anderson . Cochran Jewelry Co., Inc.
Bamberg . J. W. Hand, Jlr.
Barnwell . Barnwell Jewelry Co.
Charleston . Hamilton Jewelers
Clinton . Hamilton's Jlrs.
Columbia . Reyner-Hamilton
Darlington . Buchanan Jewelers
Dillon . Davis Jewelers
Easley . N. E. Marcum Tinsley Jewelers
Elloree . Austin Furn. Co.
Greenville . Hale's Jlrs.
Holly Hill . Austin's Gift Shop
Newberry . Hamilton's Jlrs. W. E. Turner Jeweler
Orangeburg . J. W. Smoak Hdwe. Co.
Seneca . Seneca Jewelers
Spartanburg . The Aug. W. Smith Co.
Summerville . Dorchester Jeweler
Varnville . Ann's Gift Shop
Walterboro . Hayes Jewelers
Ware Shoals . Price's Jewelers

TENNESSEE

Athens . Wilson Jewelry Co.
Bristol . Faucette Co., Inc.
Chattanooga . Miller Bros. Co.
Columbia . Helm's Jewelry
Gallatin . Blue's Jewelry
Harriman . Stewart's Jewelry
Henderson . Galbraith's Jewelry
Jackson . John E. Parker Co.
Johnson City . Beckner's Inc.
Kingsport . Dobyns Taylor
Knoxville . Miller's Inc.
Lebanon . Cox's
Lewisburg . McCollum Jewelers
Martin . Tyner's Jewelry
Memphis . Goldsmith's
Milan . Combs Jewelers
Mt. Pleasant . Whitworth's Jewelry
Nashville . Cain-Sloan Co.
Paris . Leach's Gift
Selmer . Richards Jewelry
Smithville . Bratten's Studio—Jewelry
Sparta . Inmans Jewelers
Trenton . Trenton Florist & Gift Shop
Tullahoma . Jimmy Farrar Flowers—Gifts
Union City . Andrews Jewelers

VERMONT

Barre . Goodfellows Jlrs.
Burlington . Abernethy's F. J. Preston & Son, Inc.
Rutland . Freeman's Jlrs.

VIRGINIA

Alexandria . Woodward & Lothrop
Altavista . Smithers Jewelry Corp.
Bridgewater . Rockingham Milling Co.
Bristol . Faucette Co., Inc.
Charlottesville . Miller & Rhoads
Clarksville . Cary Jewelry Co.
Culpeper . Jewel Box
Farmville . Martin the Jeweler
Harrisonburg . Rockingham Milling Co.
Lynchburg . Miller & Rhoads
Martinsville . Mefford's Jewelers
New Market (Newport News) . Miller & Rhoads
Newport News . Barclay & Son—Downtown Barclay & Son—Warwick Center
Norfolk . D. P. Paul Co. D. P. Paul Co.—Ward's Corner Shopping Center
Richlands . Bundy Jewelers
Richmond . Miller & Rhoads
Roanoke . Miller & Rhoads
Seven Corners . Woodward & Lothrop
South Hill . Harper Jewelry
Staunton . H. L. Lang & Co.
Tazewell . John K. Crawford, Jlr.
Timberville . Rockingham Milling Co.
Winchester . Colonial Art & Craft Shop
Woodstock . Valley Flower Shop

WISCONSIN

Appleton . H. C. Prange Co.
Baraboo . Gift House
Beloit . Dudek's
Fond Du Lac . Gysbers-Jewelers
Fort Atkinson . Krueger Jeweler
Green Bay . Roland Crockery
Kenosha . Gottfredsen & Nicoll
La Crosse . Garvalia China Shop
Milwaukee . Casper's Crystal Rooms
Racine . Jensens in West Racine Shaw's Jewelers; Silversmiths
Rice Lake . Boehmer's
Richland Center . C. Speidel
Watertown . Warrens Jewelry
Wausau . Winkelman's

Why did it take us all these years to change our can?

Because it took us all these years to change our orange juice.



Of course, all frozen orange juice starts with 100% orange juice. But for years no concentrate (not even Minute Maid) captured more than 33% of the essence of fresh orange flavor. At last, we have a secret new process that actually gives you up to 91% of the natural flavor. Incredible? So's the taste of New Minute Maid®.

HOW TO MAKE YOUR SHEETS LAST LONGER

Today's sheets and pillowcases are a dreamland of lovely colors, decorative touches, and patterns to suit every imaginable mood. But their beauty is only half the story. Read here about what to buy and why, and how to care for your purchases so they'll live happily ever after.

SHEET SHAPES

Sheets come in one of three shapes: *flat*, to use on top or bottom; *contour bottom*, with all four corners fitted to the exact mattress size; or *contour upper*, with only the lower corners fitted. Contoured bottom sheets simplify bed-making and stay snug and even for the most restless sleeper; however, they do get harder wear than flat sheets, which you can interchange for top and bottom use. Contours are also more difficult to iron.

WHAT ARE SHEETS MADE OF?

While the very rich may choose silk or satin and Europe still clings to linen, we Americans choose sheets of cotton (percale or muslin), Dacron and cotton blend, or woven or knit nylon. In the percales and muslins, an important indication of quality is *thread count*—the number of threads per square inch. Sometimes this is on the label of the sheet, sometimes in the advertisement or counter sign. Do find out the thread count of the sheets that you buy.

Percale is the queen bee of the cotton family. It has fine threads making it smooth and firm. A high-thread-count percale has a soft silken feeling. You pay more for this luxury and it's worth it if you have an ample stock of sheets and needn't be concerned about their wearing out from constant use. Look for a thread count of 180 to 200 in percale.

Muslin has heavier threads; it is strong, sturdy, withstands harder wear and vigorous, frequent laundering. It's lower priced, an excellent choice for the large household with active children. Look for a thread count of 128 to 140 in muslin.

The other sheetings, cotton-Dacron blend and nylon have their place too. They need no ironing, dry quickly. They do require different laundry techniques, so follow their label directions and your washer-dryer directions for their particular fibers. Also be sure, if you use any bleach, it is the oxygen-type bleach.

WORKMANSHIP

Look on the sheet label for other important information—usually the size of the sheet. If it lists "torn size," this means the material has been torn from the bolt on a crosswise thread to insure straight ends. Otherwise it has been cut and may be off grain; this means you'll have hems that are never truly straight. Incidentally, while we'll talk about sheet sizes a bit further on, all measurements on the label refer to sheet's size before hemming.

Look for well-finished hems, evenly turned and firmly stitched. Be sure the selvage edges are firm and flat, with no loose or broken pieces.

Gay florals, stripes, dots, or delicious pastels should be colorfast!

Almost all sheets have some filler material called sizing, to give them that smooth finish. It isn't permanent. In fact it usually goes in the first washing. To be sure the sheets you're buying haven't an excess of sizing (which could hide poor, loosely woven fabric), rub the sheet between your fingers. If too much filler has been used, a fine powder will come off on your fingers.

WHAT SIZES DO YOU NEED?

A cot or studio couch needs a flat sheet 54x108″ or a contour sheet 30x 75″; a standard single or twin bed needs 63x108″ or 72x108″ (we prefer the wider 72″ size) in a flat sheet and 39x75″ in a contour sheet; three-quarter bed, 72x108″ flat, 48x75″ contour; standard double bed, 81x108″ or 90x108″ flat (again we prefer the wider size) and 54x75″ contour; queen size, 90x120″ flat, 60x80″ contour; king size, 108x122½″ flat, 78x80″ contour. Remember these are the *standard* sizes. There are other sizes available also. If you are buying a contour sheet, assure yourself of a proper fit by knowing the size of your mattress (especially if it's a queen- or king-size bed) before you shop.

Determine your pillowcase size by adding 2″ to 3″ to twice the width of the pillow and 6″, hemmed, to the length of the pillow.

MAKE THEM LAST LONGER

Sheets are sturdy but they do heavy-duty service much longer if you take a few precautions.

Handle them gently when you strip the bed; loosen them all around; never tug them to free them from the mattress. Now examine them for tears or weak spots and either darn them by hand or the easy way with a modern sewing machine. If the holes are large or there's a jagged tear, patch them with a good section cut from a worn sheet. The point is: Do it *before* you wash them and avoid further damage.

Check your beds occasionally. Rough edges on the bed frame or protruding springs have snagged many a sheet. A proper-size mattress pad will protect both sheet and mattress from wear, and a sleeper from buttons in the back. To help distribute wear, use the sheets in reverse half the time—top hem at the foot, bottom hem at the head. (Note to the ladies: curlers, clips, and bobby pins are hard on pillowcases and husbands, too, so fix yourself a nightcap.)

Avoid excessive use of bleaches by not letting sheets get too soiled. Change them at least once a week—more frequently in warm weather, or when someone is ill. Six sheets per bed is a good number to have—two on the shelf, two in the laundry, and two in use. And three cases per pillow.

Wash white cotton sheets with other white clothes and they'll stay that way. And do use good hot water and the proper amount of detergent. Bleach occasionally, following closely your washer manufacturer's directions. (If you have resin-treated "no iron" cotton sheets, use an oxygen bleach as a chlorine bleach may yellow them.) A water softener can keep the gray away if you have hard water; a fabric softener smooths, softens, and lessens wrinkling. Colorfast pastels can be done with a white or light-colored load, but deep shades should be done alone—at least the first few times until any excess dye is removed.

If you're one of those who still hang your clothes on the clothesline, you'll want to double your sheets, hems together, and pin them up with the hems overlapping the line by about 12 inches. Be generous with the clothespins to avoid sagging and strain. And do keep colored sheets in the shade or they'll be faded flowers before their time! If you're the proud owner of a new automatic dryer, you'll find these have features that sense the moisture in the clothes and turn off just when the sheets are ready to take out. If your dryer doesn't have this automatic shut-off control, watch the time carefully to avoid overdrying and excess wrinkling. It's a good idea to take them out when they're just slightly damp, smooth and fold, and they'll need little if any ironing. If you prefer the luxury of crisply ironed sheets, be sure to use the proper fabric setting on your iron to avoid scorching.

Work out a storing system in your linen closet that suits your needs and space. Bed-making will be easier if you file sheets according to sizes and types. Take a few stitches in the hem of each sheet, using a different color thread (colorfast, of course) for each size and type . . . or tape a label to the edge of the shelf in front of each pile . . . or fold each different size a special way.

Put just-done sheets on the bottom of the pile for automatic rotation and longer wear. THE END

And speaking of flavor, don't forget to pick up Minute Maid® Orange Delight, the orangey energy pick-me-up. It's in your grocer's freezer. But it should be in yours.

(So should: Minute Maid Grapefruit Sections, Tangerine Juice, Banana-Orange, Lemonade, Pink Lemonade and Grape Juice.)



As sure as the sun comes up

THERE'S GOING TO BE A SCORCHER

By Virginia T. Habeeb

What will you be doing when the temperature-humidity index soars sky-high? Complaining in all your sultry misery? Ordering a change in the weather from the weather man (extremely unreliable)? Or sitting back in heavenly cool comfort? If you choose the latter, now is the time to do something about it. Outside a central air-conditioning system, the most effective cooling device is a room air conditioner. It reduces temperature and humidity, circulates and filters the air, exhausts stale air, and pumps in fresh. And the personal bonuses are unlimited. Everyone sleeps better, looks more attractive, eats better, and has a happier disposition. Filtered air means less housecleaning and blessed relief for hay fever and asthma sufferers. Or you might invest in a fan which will stir up a breeze and circulate the air. This is low-cost cooling comfort. There are fans that exhaust hot air from a room or bring cool air in. One of the most popular is the 20-inch window fan which does both these things. You might also look into the portable evaporative cooler—effective only in areas where humidity is low. This low-cost method can actually lower room temperatures as much as 15° by exposing dry air to water by blowing it through a wet pad and then into the room being cooled. And by all means . . . **Send for The American Home's 1965 Buyers' Guide to Room Air Conditioners, Fans, and Evaporative Coolers.** Send 15c (no stamps please) to: The American Home, Reader Service Dept., BG-4, 641 Lexington Avenue, New York, N.Y. 10022.

TODAY'S NEWEST IDEA IN CARPET CARE

How Bissell made a dry rug cleaner that really does the job

Bissell found these ancient, tiny sea-dwelling grabbers fossilized . . . (all dried up; going nowhere . . .)

and fed them wonderful cleaning agents. Got 'em rarin' to go again, in extra-fine powder form.

Result: Carpet cleaning history in a package. New Bissell Dry Rug Cleaner powder. Here's how it works.

This specially designed applicator (a must to do the job right), rolls the powder in evenly . . .

drives it deep in carpet fibers. All you see is a snowy path of fine powder . . .



But—deep in enemy territory, the little charged-up grabbers really go to town . . .

grab up dirt from every carpet cranny. Hold it tight . . . suspended . . . 'til in just one hour

you vacuum away. Only way to get a whole rug this clean, this fast. Safe . . . even for Orientals!

BISSELL®

BISSELL INC., GRAND RAPIDS, MICHIGAN 49501

BISSELL—NEW DRY RUG CLEANER THAT REALLY DOES THE JOB.

Bissell Dry Rug Cleaner powder with applicator less than $10.00

Early American

Designed to be lived with today . . . and for years to come

DUXBURY CHAIRS

Arm Side

The practicality of Colonial craftsmen is reflected in every line of these Duxbury chairs, making them as popular today as in the past. Smart homemakers choose them for dining, or for occasional chairs.

PRISCILLA ROCKER

All the gracious charm of the original Windsor design has been retained for your everyday enjoyment. For extra comfort, the seat and back have been slightly modified without altering the simple classic beauty.

ARROW-BACK SETTEE

A Colonial favorite reproduced with all the care of a bygone era . . . the arrow-like spindles typical of its authenticity in every detail. As in the originals, simple gold stenciling decorates the black finish

WINDSOR ARM CHAIR

An exact replica of an early Windsor. From the curved archer's bow back and seven supporting spindles to the vase-and-ring turned legs, it has been copied faithfully to bring Colonial elegance to your home.

These and other reproductions at better furniture and department stores.

Since 1857

Nichols & Stone

The Home of Windsor Chairs

Send for Booklet!

"How To Choose The Right Colonial Chair," with helpful ideas, interesting illustrations, and historical information.

NICHOLS & STONE CO.
Box 35 Gardner, Mass.

Please send me your 32-page booklet "How To Choose The Right Colonial Chair." Enclosed is 25c in coin.

Name _____

Street _____

City _____ Zone ____ State _____

FURNITURE GLOSSARY

WHAT DOES IT MEAN—COUNTRY

Country is a state of mind, a decorating trend; it's not a place.

Country is the word you'll hear all the time. You can go Country even though you live in a city apartment or a suburban house. Chances are you're more likely to take to the new Country styles if you're an "urbanite" than if you're a country girl because Country's going to town.

You'll agree, once you've seen it, that Country is that rare combination of warmth and dignity, of sophistication and informality. It's cozy without a trace of cornball, young without being cute. And, it's easy to live with—now and in the years to come. And because Country furniture already has the look of age (of having been lived with and cared for lovingly), graceful aging will be no problem at all.

Look at the three Country pieces sketched here; they have much in common. Like all Country pieces they are substantial-looking, yet scaled to fit modern room sizes. And they are strongly architectural, to add that element to our modern rooms that is often totally lacking in them.

Country furniture has a one-of-a-kind look. Many pieces in the great Country collections manage to look as if they were unique; as if a very knowing collector had discovered them in an out-of-the-way antique shop. In this day and age of mass production, furniture with *that* look, at prices almost everyone can readily afford, is very appealing indeed.

Country furniture owes much of its character to its finish. Whether they're light or dark, wood or paint, the finishes strive for an antique look. They're "distressed" as the experts say. Corners and moldings are softened, almost as if they were blurred with age and centuries of use. There are (man-made) worm holes, nicks, scratches, and fly specks. Obviously this type of finish needs a minimum of care and wears exceptionally well. Even the hardware is antiqued in most cases. Many sideboards and coffee tables come with slate tops, some real, some synthetic, all practical.



THOMASVILLE'S "COUNTRY CLASSIC."

Most are in one of two color families. More prevalent is a warm, almost honeyed amber brown tone. But each of the collections also offers a much darker finish, with grayish pigment rubbed deep into the pores of the wood to bring out the grain. In addition, there are paint finishes because a mixture of painted and wood is typical of Country.

And what about chairs and sofas to go with this Country mood? The most-often-seen sofa is the so-called Knole or ratchet-arm sofa or a version of this style. Sofas of this type always have arms and back of equal height. Chairs tend to be fairly high backed if they're wing chairs or fairly low and squatty if they're not. All make a show of their wooden frames.

Country styling is going in two different directions. The Drexel pieces are an adaptation of good French prototypes; they're as authentic as can be. The finish, carving, molding, and hardware would fool all but the best-trained eye. Other so-called





DREXEL'S "FRENCH IN THE COUNTRY MANNER."

Country groups follow this pattern. The hunt board by Thomasville, on the other hand, is Country in looks, feeling, and atmosphere only, but the country and period of origin are impossible to locate. Like other collections of this type it borrows from different areas and periods.

You may have noticed that the word collection crops up constantly. A collection of furniture consists of many pieces designed to go with each other—to coordinate with one another—without all looking exactly alike. Several different types of wood may be used in one collection and it may also encompass quite a variety of design motifs. The result is a less static and more interesting look than if all the pieces matched perfectly. Like those one-of-a-kind pieces, it makes a room look as if a collector had assembled it, rather than as if it had been bought in one fell swoop. That's the look you want today and Country's got it.

SPARE THE BULBS, ENJOY THE TULIPS

By Betty Brinhart

Do you fancy yards of tulips in the spring? Are you on a budget but willing to do a little extra work if it means more of those Dutch delights? Then you're a tulipomane (there are lots) and this is for you. Don't reach for your tired checkbook but dig a little next month for fields of tulips next spring. If your bulb books advise to the contrary, toss the offending chapters on the compost heap and ask your husband to make you some screen-bottom trays—you'll need them for storing tulip bulbs.

My husband and I planted a few dozen of several different tulip varieties 11 years ago. There were less than a hundred bulbs in the entire planting. Because we lifted and stored them faithfully each June, they multiplied madly and today we have thousands of flowering bulbs—all at no extra cost. Had we left them in the ground after that first planting they would have disappeared by now, thanks to the rodents and damage caused by rot or overcrowding. Suppose you don't have room for great numbers of bulbs? When you have more bulbs than ground to plant them in, present gifts of tulips to friends and neighbors. Storing and multiplying your own bulbs has another advantage: your home-bred tulips will be top performers because they'll be acclimated to your particular soil and growing conditions. If you become bored you can always spike your plantings with the latest Dutch introductions.

Tulips will increase rapidly given good growing conditions and proper care. A dozen large bulbs planted in fall in ordinary garden soil increased, for us in Massachusetts, at the rate of three to one by spring. At least 12 of these were top-grade bulbs, 14 bloomed but had smaller flowers, and the rest were bulblets that had to be planted in the garden for about two years until they reached blooming size. By next spring the flowering bulbs will again multiply three to one, giving you about 75 bulbs in just two years. With this many bulbs you can make mass plantings and achieve real Dutch effects in your garden. Tulips will not multiply, however, unless you lift the bulbs each spring and plant them again in well-fertilized soil each fall.

You'll have large, flowering-size bulbs next season if you start feeding your plants just as the buds are ready to burst or when they're in full bloom. Use an all-purpose 5–10–5 garden fertilizer. Water it in well and be sure to keep the soil around the tulips moist at all times. New bulbs are forming now and they'll need all the food and water they can get. Continue watering until the leaves fade to pale green and their tips turn brown. The bulbs will have reached maturity by then and will have hardened enough so that you can lift them.

Use a garden fork and be careful not to pierce the bulb cluster as you dig it up. Choose a cool, cloudy day to do this, but if you must work in the sun cover the bulbs with a damp burlap bag or they'll bake. After you've lifted all your bulbs, dig a shallow trench somewhere in the garden or border, place the bulbs in it, and cover them with at least three inches of damp earth. Firm down and water.

Leave the bulbs in the trench for a week, then remove them and spread on the floor of the garage or attic to dry. When the husks are dry as paper, carefully remove all the bulbs in the folds. If you have room, save even the thin slices of white membrane—they'll develop into sound bulbs just as quickly as the round bulblets. Fresh tulip bulbs contain an acid that could mildly irritate your skin, so to be on the safe side wear gloves when separating bulbs. Should your skin become irritated from the acid, don't worry. It will clear up without medication within a few days.

Place all bulbs in screen-bottom trays for additional curing. Roll them around in the trays once a day for about two weeks, or until they take on a deep brown color. Cover the trays with window screening to protect against rodents and store them in a cool, dry place until fall. If you have several different tulip varieties, store them separately in tagged trays for better garden arrangements come fall planting time. Check your stored bulbs periodically, discarding any that appear diseased.

In the fall plant the bigger bulbs to a depth of three times their height and as far apart. We set them out in early October so they'll have time to develop good root systems before the ground freezes. Plant the bulblets in 20-inch-wide, four-inch-deep trenches in the garden. Loosen the soil in the bottom of the trenches and scatter a liberal amount of bonemeal. Set bulblets one inch apart in all directions, and cover with four inches of soil. Firm the soil well over all plantings, and water if rains fail to come. A mulch will not be necessary if you plant the bulbs early enough.

If you have tulips growing in pots, lift them, too, for the summer. As your bulbs increase in number, grade them according to size right after curing in spring. We have three sizes—the largest go in one tray, those that produce smaller flowers in another, and the bulblets in fine-screen trays. Store one tray on top of the other for good air circulation. THE END



With a *Flexalum* patio awning... you own an island in-the shade!

Amazing what a FLEXALUM Awning does for an open patio or an ordinary backyard. Enjoy months of fun-days, fiestas or lazy siestas in its tropicool, comfortable shade. Add TV, games, barbecues—and guests! (Your neighbors will be green with envy).

Practical Dads appreciate its sturdy construction, rugged weather-resistance, no-bother care (it hoses clean), plus the FLEXALUM 10-Year Written Bonded Guarantee*. Mothers get to choose from 30 decorator colors (and combinations). There are 5 popular styles to make any home an island-in-the-shade!

FREE! Architect's illustrations showing how your style home looks with custom-made FLEXALUM Patio Awnings. MAIL THIS COUPON NOW! Or look for your FLEXALUM dealer in The Yellow Pages.

Flexalum DIVISION, ALCAN ALUMINUM CORPORATION ALCAN

Good Housekeeping GUARANTEES

One of Flexalum's many window awning styles is the Roll-Up. It rolls up or down — stays up all year long!



ALCAN ALUMINUM CORPORATION
111 West 50th Street, New York, N. Y.
I am interested in
Patio Awning ☐ Window Awning ☐
Name _____
Address _____
City _____ State _____
AHA-1

*Guarantee covers panels against peeling, chipping, blistering or flaking. Refinish or replacement on pro-rata basis, material only, provided reasonable care, no abuse; not transferable. Bonded by Continental Casualty Co.

How to make her pet dress look brand new

(in less than an hour)

Just dye it bright with Rit

It's easy

(in your washer or basin)

America's largest selling home dye.

Don't miss the magic of Rit®

PLANT A PRETTY POOL

By Evanthia Kondonellis



Landscape Designed by Daisimer, Inc.

Do you think of a swimming pool as an end in itself, or as a means toward a way of life—relaxed, entertaining, and perhaps a little elegant? The difference between just a pool in the backyard and an attractive outdoor swimming "room" is a difference in setting, and lovely landscaping will achieve it for you.

Plants can do so many things. They can serve as air conditioners and provide shade. They're the means by which you can carry out a particular theme, whether it's Italian formal or California contemporary. They bring color to your outdoor rooms and act as bridges between areas, tying the pool to the rest of your landscape and home. Plants can screen out a view or frame one, be fences for privacy, or gates to beckon the neighbors over for a swim.

The first step in designing a pool landscape is to make a scale drawing on graph paper of the entire area including pool, paving, existing trees and shrubs, and other permanent features. Over this, on tracing paper, make circles and ovals to represent shrubs, trees, flowering plants, and groundcovers you wish to add. It's a good idea when planning flower beds or groundcover areas to avoid straight lines and sharp corners. Soft, curving lines are easier to maintain and keep trim, and they give your landscape a chic, this-minute look. Make several sketches on tracing paper until you have the design you like best.

Ease of maintenance is probably *the* important factor in a planting designed for a play area. Plan your pool garden carefully at the outset, and you'll be spending more time in the water than out tending plants.

One way to make your gardening projects much lighter is to build raised planting beds. It's easier to weed and water when your work is close to you, and raised beds eliminate kneeling, crouching, and bruised knees. Permanent raised beds should be reinforced with a solid edge to hold the soil and keep leaves and debris from flying into the water. Use brick or stone, concrete blocks or wood; they can be as roughhewn or as sleek as your budget and overall design call for. If you add a comfortably wide edging, they'll provide extra seating for your poolside parties.

Raised beds act as area dividers and traffic barriers, directing children and pets away from the water. Because they consist of four "walls" enclosing a garden, they make for a tidier, trimmer landscape. In them you can grow plants with special soil requirements without having to redo large garden areas. Or, if you prefer, you can put sand in the bed, rake it into "waves," add interesting weathered stones for accents, and have a Japanese rock garden—a miniature *Ryoanji* temple garden that will remind you of the sea.

Many towns require that you build a safety fence around your pool. If it's purely utilitarian in appearance then landscaping will be essential—if not to make the fence decorative, at least to draw attention away from it. Plants will soften those harsh, straight edges and tie the fence to the landscape. Explore the use of quick-growing vines—they're ornamental and good covers for workaday fences. A shrub or fruit tree grown espalier fashion against an ugly-duckling fence is an excellent way to lessen its importance in your design.

What about trees and shrubs? It is not good to have tall deciduous trees near the pool. Who wants leaves and twigs falling in the water? Also, sunlight helps to keep the pool warm, fresh, and clean. In any case you will want most of the paved area around the pool available for sunning. If you want a shady area in the vicinity of the pool, check with your nurseryman and select fruitless varieties that have neat habits.

The best shrubs to plant in the pool area are easy-to-care-for evergreens, especially the slow-growing ones that cut down on pruning and trimming chores and always look shapely.

To achieve the most attractive effects with flowers, use restraint in your plantings. It's generally best not to plant too many different kinds of flowers in a confusion of colors. You'll have real drama if you limit yourself to one or two types in either one color, two shades of one color, or one color and the clean contrast of white. For quick and easy color accents, buy annuals already started in flats—no waiting for seeds (and weeds) to sprout. If your flower bed consists of flowers in pots, place them on a white pebble mulch. It's pretty, neat, and keeps down weeds.

It's not a good idea to have a lawn too near the swimming pool. If the wind doesn't blow grass clippings into the water, you'll be tracking them in on wet feet. Fill in spaces between plant beds, around shrubs, or wherever you want green, with a low-growing groundcover such as pachysandra or ivy—the time you save from mowing you can devote to perfecting the Australian crawl! THE END

It's a Taylor Wine... and you'll love it! Get-together people like both the mood and magic of this light-hearted New York State Rosé. Pink and pert, it keeps sophisticated company on any occasion. Chill it for a gay refresher. Delightful with any food—at home or dining out. / Ask your wine merchant for helpful Taylor booklets that show you how to enjoy wine more—cooking, dining or entertaining.

©The Taylor Wine Company, Inc., Hammondsport, N. Y.—producers of Wines, Champagnes, Vermouths



ONE PEELS...
ONE DOESN'T

New Lowe Brothers Latex doesn't blister, either. So many ways better than ordinary house paints. Applies on damp or dry surfaces. No primer needed for most repainting. Dries in about 20 minutes. Covers beautifully. Fast soap-and-water clean-up for tools and spatters. White and colors stay brighter much longer. Another quality paint by The Lowe Brothers Company, Dayton 2, Ohio.

PAINT THE CHILDREN'S ROOM

The one room in the house that is probably subjected to the most wear and tear is also the room that should be the most cheerful. This is the children's room. A fresh paint job will do wonders for that room.

In selecting the proper paint remember these basic facts.

A latex paint is generally the best bet for the do-it-yourselfer. It is easily applied, gives a smooth appearance, leaves no lap marks, and dries quickly. It can be cleaned frequently with soap and water. Many latex paints require a 30-day curing period before they can be washed or cleaned. Some have a gloss or semigloss finish.

A standard for painting children's rooms has been the alkyd or oil-base paint. The alkyd paints are available in gloss or semigloss finishes. They will withstand many and frequent cleanings. However, alkyds are not quite as easy to apply smoothly; there is a slight odor during drying; and cleanup of brushes and hands is harder.

Color depends on the location of the room and the type of paint used. In a room with a northern exposure, a light color with a gloss or semigloss finish will reflect existing light and artificial light to a better advantage than will a flat finish of a darker color. If the room has a southern exposure, then a darker color with a flat finish may be used. If the type of paint lends itself to frequent cleanings, a light color may be used. If not, then the color may well be one which will not tend to show even the slightest bit of grime and dirt. Dark colors will tend to make the room seem slightly smaller and light colors will make it look larger.

Above all, when painting children's rooms, remember the child himself. He should be able to "live" in his room. The room should be bright and cheerful so that a rainy day spent indoors is not depressing. Another thought: a cheerful room always seems to be easier to keep neat, even for *little* helping hands.

* CASUAL GROUP

Howard's 'Manly Art of Oak' is designed especially for Family Rooms and Dens. Made from solid oak, with 100% foam reversible and zippered cushions. Choose complete suite or individual pieces in Casual, Transitional, Mediterranean or Rustic.

Send 25c for brochure 'How to Decorate A Family Room'

HOWARD

HOWARD FURNITURE MFG. CO. / STARKVILLE, MISSISSIPPI

TRICKS WITH CAKE MIXES

Count on packaged cake mixes to perform magic in your kitchen. With little effort they can turn into a torte, a cobbler, a bar cooky, a very special cake, or a cupcake delight for young ones. Here are the recipes. They're simple to make and wonderful to eat—we guarantee you'll keep those cake mixes handy.

FUDGE MACAROON TORTE

1 pkg. (2-layer) yellow cake mix
¼ c. soft shortening
1 egg
2 tbs. water
1 c. flaked coconut
1 pkg. (about 4 oz.) chocolate pudding mix
1¾ c. milk
1 c. (½ pt.) heavy cream, whipped

Set oven at 350° F. Blend cake mix, soft shortening, egg, water, and coconut thoroughly with spoon or hand, mixing until dough holds together. Pat out in even layer in greased 13x9x2-inch pan. Bake 12 to 18 minutes, or until golden; cool in pan. Prepare pudding mix with milk according to package directions; cool; fold in whipped cream. Spread over baked crust. Top with additional whipped cream, if desired. Cut into squares. Makes 18 servings.

SUNSHINE COBBLER

1 pkg. (4 oz.) lemon pudding and pie filling
2 eggs, separated
1 can (1 lb.) fruit cocktail, drained
¾ tsp. nutmeg
1 pkg. (2-layer) white cake mix
1 tsp. almond extract

Set oven at 350° F. Cook lemon pie filling according to package directions, using 2 egg yolks. Pour filling into ungreased 13x9x2-inch pan; spoon drained fruit cocktail and nutmeg over top. Make cake batter according to directions, using egg whites and almond extract. Pour batter carefully over fruit. Bake 45 to 50 minutes. Cut in squares and serve warm in dessert or fruit dishes. Makes 10 servings.

PATIO PARTY TORTE

1 pkg. (2-layer) yellow cake mix
2 eggs
1 pkg. fluffy white frosting mix
2 tbs. sugar
1 c. chopped pecans or toasted slivered almonds

Set oven at 350° F. Prepare cake batter according to package directions, using 2 eggs; bake in 2 greased and floured 9-inch layer-cake pans as directed. Cool cakes about 15 minutes; place layers on baking sheet. Prepare frosting mix as directed on package. Swirl on top of layers; sprinkle with sugar and nuts. Bake at 375° F. for 10 minutes, or until lightly browned. Cool on cake racks. Cut in wedges and serve with custard sauce, raspberry sauce, or soft whipped cream, if desired. Makes 12 to 16 servings.

KIDDY CAKE CONES

1 pkg. (1-layer) chocolate or yellow cake mix
1 egg
16 ice cream cone cups
1 pkg. fluffy frosting mix (vanilla, lemon, or creme flavor)

Set oven at 350° F. Prepare batter according to package directions, using egg. Line muffin-pan cups with paper baking cups; spoon batter into cups, filling halfway; invert a cone cup on each. Bake 15 to 20 minutes or until done. Cool cupcake cones; carefully peel off paper baking cups. Prepare frosting according to package directions; tint with food coloring, if desired. Frost cones. Decorate with coconut, candy sprinkles, chopped nuts, chocolate pieces, if desired. Makes 16 servings.

PARTY BARS

½ c. (1 stick) butter or margarine
1 pkg. (2-layer) lemon cake mix
1 pkg. (about 6 oz.) lemon-flavored fluffy frosting mix
1½ c. chopped almonds
1 c. flaked or shredded coconut

Set oven at 350° F. With pastry blender or two knives cut butter or margarine into dry cake mix until evenly blended. Press mixture into ungreased 15x10x1-inch jelly-roll pan. Bake 5 to 7 minutes or until surface is set. Meanwhile prepare frosting mix according to package directions; fold in 1 cup nuts and coconut. Spread over crust. Sprinkle with remaining nuts. Bake 25 minutes or until golden; cool in pan. Cut into bars. Makes about 25 bars.

PRALINE CAKE

1 pkg. (2-layer) milk-chocolate cake mix
2 eggs
1 pkg. (about 6 oz.) fluffy white frosting mix
2 tsp. maple flavoring
⅔ c. chopped pecans

Set oven at 350° F. Prepare cake batter according to package directions, using eggs; turn into greased 13x9x2-inch pan. Bake 30 to 35 minutes. Just before cake is done, prepare frosting according to package directions; fold in flavoring. Spread frosting over top of warm cake; sprinkle with nuts. Bake 5 minutes, or until lightly browned. Makes about 12 servings.

Get privacy plus protection in Anchor's all-aluminum Privacy Fence. White or redwood color, baked enamel. Won't chip.

Draw your property line, beautifully. Choose Anchor's Ranch Rail in all-aluminum to add style to your yard.

Perennially popular: Anchor's small-weave Modernmesh® or standard residential chain link. Galvanized or all-aluminum construction in Anchor's exclusive square design. Fine products of America's oldest, largest fence-maker for homes.

Only Anchor Fence protects children, pets and property in so many beautiful ways

For quaint beauty . . . pick Anchor's Picket Fence of all-aluminum. It's white and maintenance-free.



Privacy with an airy feeling: Anchor's basket-weave. All-aluminum, in colors of redwood or white. Or, for a wood fence . . . see Anchor's rustic cedar.

ANCHOR® FENCE

Plants: Baltimore, Houston, Los Angeles. A few DEALERSHIPS avail-

For free fencing ideas, mail coupon to take a look at the complete Anchor line:

COMMENDED by PARENTS' MAGAZINE AS ADVERTISED THEREIN

Anchor Fence, 6405 Eastern Ave., Balto., Md. 21224

Name_____

Street_____

"We cut our electric bills about in half with our G-E Central Air Conditioning."

Mr. & Mrs. Hubert Callan of Houston, Texas, have found many other advantages of General Electric over their previous water-cooled air conditioner.

"We found that our old water-cooled unit and furnace were inefficient and expensive," says Mr. Callan. "Our electric bills were running over fifty dollars a month. Since we installed General Electric Central Air Conditioning, two years ago, I think the highest bill we've ever had was around twenty-six, twenty-seven dollars."

"And during that time," Mr. Callan adds, "we never had a service call, except just to switch from heating to cooling." Mrs. Callan is pleased with the extra closet space their compact G-E furnace gave them.

"The whole cost of installing—including this three-and-a-half-ton condenser—was just about $1200. And they did the job in two days." The Callans' home has a little over 1700 square feet of living space.

"We have light upholstery," Mrs. Callan remarks, seated in her gracious living room. "And since we got General Electric Central Air Conditioning, I've found it needs much less vacuuming. The whole house stays much cleaner . . . free of smoke and odor, too." The Callans have five other rooms and two baths in their home.

If you have forced-air heat, you, too, can enjoy the comfort and economy of General Electric Central Air Conditioning at a modest price. Replacing your furnace—as the Callans did—is not essential. Call your G-E dealer for a free survey and installation estimate. He'll also tell you how you can replace your old unit on easy terms. He's listed in the Yellow Pages under "Air Conditioning Equipment."

GENERAL ELECTRIC

MORE IDEAS WITH CANNED MEAT

(see recipes on page 65)

Party Stew. Add 1 can whole mushrooms, 1 tablespoon chopped parsley, and a dash of thyme to a can of beef stew. Turn into casserole and top with refrigerated biscuits. Bake at 350° F. until mixture bubbles and biscuits are golden.

Stuffed Onions. Parboil large onions. Remove centers. Stuff onions with canned corned beef hash. Bake at 350° F. until heated through. Serve with tomato sauce.

Meatball Casserole. Combine 1 can meatballs in tomato sauce, 1 cup cooked green beans, and 1 can sliced mushrooms. Turn into casserole. Top with mashed potatoes; sprinkle with shredded Cheddar cheese. Bake at 350° F. until golden.

Curry in a Hurry. Heat 1 can cream of chicken soup, ⅓ cup of water, 1 teaspoon curry powder, and 1 can sliced mushrooms to simmering. Add 1 can chicken, cubed. Heat through and serve on rice or noodles.

Ham Biscuits. Add a can of deviled ham to baking-powder biscuit dough before adding liquid. Bake as usual for biscuits to serve with a salad luncheon. Or use as a topping for a vegetable casserole.

Fruited Ham. Brush slices of canned luncheon meat with pineapple, orange, or peach marmalade. Bake on top of mashed sweet potatoes.

Hearty Corn Squares. Prepare a package of corn-bread mix according to package directions. Spread in 7x11-inch baking pan. Cut 1 can luncheon meat into 8 slices; arrange on corn bread in pan. Bake at 425° F. about 20 minutes or until corn bread is golden. Good served with a medium white sauce to which you've added a cup of cooked green peas.

Spanish Chicken Casserole. Sauté ½ cup each onion, green pepper, and celery, and a minced clove of garlic in butter or margarine until soft. Add 1 can tomatoes and a can of chicken, cubed. Pour over cooked spaghetti or noodles in casserole. Sprinkle with grated Parmesan cheese. Bake at 350° F. until bubbly.

Smothered Hamburgers. Sauté 2 cups sliced onion in butter or margarine until soft. Add 2 cans hamburgers in gravy and 1 can cream of mushroom soup. Heat until bubbling. Serve on buns.

Ham Rolls. Spread refrigerated crescent rolls with a thin layer of deviled ham. Roll up and bake as directed on package.

Cabbage Rolls. Parboil a medium-size head of cabbage. Remove leaves carefully. Combine 1 can of corned beef, chopped, and ½ cup sautéed onions. Put a spoonful on each cabbage leaf; roll up and secure with wooden picks. Simmer in tomato juice until tender.

Cacciatore Casserole. Combine canned chicken cacciatore and cooked spaghetti in a casserole. Sprinkle with grated Parmesan cheese. Bake at 350° F. until sauce is bubbly and browned.

Brunch Sausages. Divide 2 packages cooked, drained, frozen spinach among 6 buttered ramekins. Top each with a raw egg. Arrange drained, canned Vienna sausages on each side of egg. Top each with a slice of American cheese. Spoon on sauce made of 1 can cream of chicken or celery soup mixed with ⅓ cup milk. Bake 15 to 18 minutes at 350° F.

Hawaiian Bake. Dip sliced corned beef or luncheon meat in beaten egg. Coat with crushed cornflakes and chopped coconut. Place each on a slice of drained, canned pineapple. Bake at 350° F. until coating is firm.

Polka Dot Pancakes. Brown pancakes on one side. Top with thin slices of canned frankfurters. Turn and brown second side.

Creole Beef. Sauté ½ cup each green pepper and chopped onion in butter or margarine until soft. Add a can of tomatoes and a can of sliced or cubed roast beef. Simmer. Serve on rice.

REPAIRS FOR SQUEAKY SAGGING FLOORS

Squeaky floors aren't a major crisis but they can be as nerve-racking as a hangnail. So can the sagging floor that tilts you and your furniture to the middle of the room and contributes little to your equilibrium. Here are tips on removing both these problems and restoring your equanimity.

When a floor in your home begins to creak and squeak, there are a number of ways to tackle its repair. It's practically impossible to tell beforehand why it's squeaking, so if one method doesn't work, try another.

New flooring may develop squeaks a year or so after being laid as a result of drying out. You can often cure this by working a thin floor sealer into the joints between the floor boards. Let the sealer dry for a day and then follow with a coat of varnish or sealer (whichever the floor was originally finished with) brushed *across* the boards instead of with the grain.

Subflooring that dries out often shrinks away from the joists and makes the floor creak. If you can attack it from the basement (we'll discuss later how to attack it from above) have someone walk on the creaky spot while you locate the noise from below. Then drive the thin edge of a roofing shingle between the joist and subfloor to take up the gap.

Bridging between joists that rub together is another source of floor noise. Run a saw between the bridging strips and shave them slightly. Make sure the strips are nailed tightly in place. If you can move them, bang some nails into the ends until they become rigid.

Inadequate nailing or tongue-and-groove floor strips rubbing together can be a cause of persistent squeaking. Wood screws are the cure, if you can reach the floor from below.

If flooring strips are nailed directly to a subfloor, 1¼-inch roundhead screws will usually suffice. Predrill holes about ¼-inch deep and while someone puts his weight on the floor above, tighten the screws.

Working from above. If a squeak can't be attacked from below, a second floor, for example, locate the floor joist nearest the squeak by moving a small magnet on a string along the floorboard joint. When you feel a "pull," you're over a nail and a joist. Drill a small pilot hole at an angle through the flooring and into the joist. Then carefully drive in nails, about two or three, and countersink them below the surface of the floor. The nails can be 7d or 8d finishing nails or regular screw-shanked flooring nails. The small holes left by the nails can be filled with a wood filler.

If nailing doesn't stop the squeak, the greater holding power of wood screws will. Drill a pilot hole slightly smaller in diameter than a 1¼-inch wood screw. Redrill the top of the hole with a countersink bit to accept the screwhead, and insert the screw firmly. The countersunk hole can be filled with a wood plug and touched up to match the floor.

Cracks and sagging. Two other types of floor problems are wide cracks between flooring boards and sagging.

Wide cracks between joints are a direct result of faulty workmanship. When floors are originally laid with little regard for moisture control, gaps can open wide between boards.

Cracks open wider in the winter when wood is dryer and become narrower in the summer when wood is more moist.

According to the Forest Products Laboratory of the U. S. Department of Agriculture, "There is no satisfactory way to eliminate such cracks short of taking up the floor and relaying it. If the cracks are filled with a soft putty or crack filler in winter, some of the filler may be squeezed out during the following summer to be tracked over the floor. If a hard filler is used, the wood may be further compressed during the summer. In either event, the cracks will open again during the next winter and may become worse than they were before the filler was applied in the first place."

The Laboratory concludes with this not-too-encouraging statement: "When cracks develop it is best to put up with them unless they are bad enough to justify relaying the floor."

Manufacturers of adhesives and filler material agree that their products are not suitable for this.

Floors may sag under weight from heavy furniture and appliances. There are two cures. If the sag isn't too great and you can reach the floor from beneath, cut a plank or two of stock lumber (1x8, 1x10, or 1x12 will do) to the width of the open space between joists. Cut the lumber to fit tightly between the joists. Bang the brace upwards against the subfloor to coincide with the sag above. Toe-nail the brace into the joists.

If this doesn't work or the sag is too great, steel floor jacks can be used. These are sold in lumberyards and home-supply outlets, for about $6.50. The top of the jack is shoved firmly against the sag—the jacks are adjustable for height—while the metal baseplate rests on the cellar floor like automobile jacks. THE END

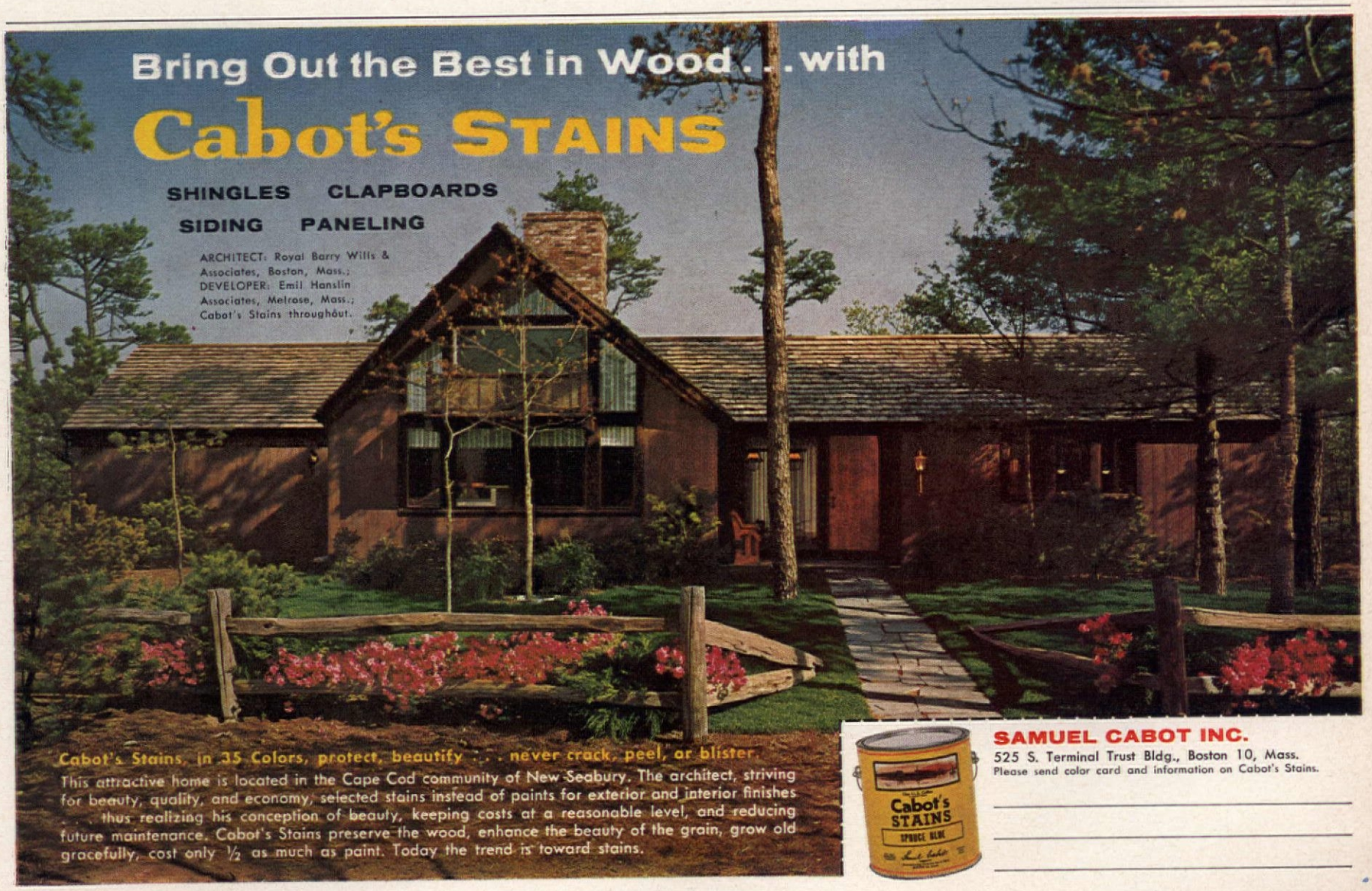

SAMUEL CABOT INC.
525 S. Terminal Trust Bldg., Boston 10, Mass.
Please send color card and information on Cabot's Stains.

KEEP YOUR PLANTS WELL FED

Plants get plump, juicy, and better complexioned when they're properly fed. They have bigger flowers, greener firmer leaves, and they're more insect- and disease-resistant. The problem is—what do you give them to eat? "Safe" organic or "fast-acting" chemical fertilizers? Let's define our terms so you'll be able to decide.

The difference between chemical and organic fertilizers is largely the difference between the complexity of the organics and the simplicity of the chemical types. Generally fertilizers are "chemical" if they're made of salts or similar materials in simple form. They're either immediately available to plants or require only a slight chemical change in the soil to make them available.

The quick availability of chemical fertilizers is one of their chief advantages over organics. Plants can use them as soon as they're applied. Because they do not depend on bacteria to make them available to plants, they're much more effective in cool weather than the organics are. They'll stimulate plant growth in early spring before the soil warms, and continue to promote growth in the fall after the soil has cooled.

Quick availability also means quick loss, however. Since chemical fertilizers dissolve rapidly in the soil water, any nutrients not used by plants are soon leached away as the water moves downward in the soil. To keep plants growing well in light, quick-draining soil you have to apply chemical fertilizers in frequent, light doses.

Chemical fertilizers must be watered in thoroughly or they may cause "burning." This happens because they absorb water and will draw moisture from any plant tissue they're in contact with. If applied to a lawn at higher than the recommended rate and not watered in, the grass may turn brown in a few days. For this reason the manufacturer's recommended rates are usually very light—too light in fact to supply enough nutrients unless repeated frequently. Apply enough for the needs of the grass and then water in thoroughly without delay. In many cases you can double the recommended rate if you water it well.

In the case of lawn foods, application rates and frequency recommendations are a survival of the day when one pound of actual nitrogen was considered adequate to keep grass growing for the entire season. Today the consensus of lawn experts is that four to eight times as much is needed to maintain maximum grass growth.

Heavy clay soils and those rich in organic matter can safely absorb and store from two to ten times the amount of plant nutrients recommended on fertilizer bags. Poor, thin soils—which need fertilizers most—cannot be fed as heavily. Because they need more nutrients, and because they lose them faster, feed light soils often and in light doses.

For maximum plant growth on light, poor soils, apply fertilizer at the recommended rate but three or four times as often as recommended. On heavy or humus-rich soils, apply it at twice the recommended rate and twice as often as recommended. In either case, water in the fertilizer immediately after you apply it.

Most soils benefit from the elements in organic fertilizers, and since they improve conditions for vital soil microorganisms, at least one fertilizer application during the year should be an organic one. You can choose sewage sludge, animal manure, or well-rotted compost. If they are difficult to obtain in your area, substitute peatmoss enriched with chemical fertilizer. Apply organic fertilizers during the summer, because they release their nutrients only in warm soil. THE END

From *The American Home Garden Book and Plant Encyclopedia*, published by M. Evans and Company, Inc., 1963.

low cost landscaping with light!

and do it yourself in minutes

Exciting new item for home owners . . . Now, your home, your garden, your patio can have the expensive look of the custom lighting you've admired in the finest homes, easily, safely—and inexpensively with *AMF STARBRITE low voltage lights.*

Highlight a bed of colorful flowers, silhouette the stark beauty of a twisted live oak, brighten a patio for nighttime fun, bathe your pathways in light to safeguard your guests against accident or to discourage intruders. You can install the system yourself with no permits, licenses, or conduit. *And you can change the lighting plan without disturbing plants, whenever you choose with no additional cost.*

These *low voltage outdoor lights* are complete systems. Nothing else to buy! The large lamps come in rustproof housings, with unbreakable lenses to color the light. Also included are brackets to mount the lamps on fences and walls, and spikes to install the lights in garden soil if you prefer.

Place the lamps wherever you like along the NO-SHOCK weatherproof cable. Simple patented clamp makes it a snap to connect or disconnect. Only a screwdriver is needed to install the entire system. Cable can be safely left on the ground or buried without conduit.

The weatherproof transformer changes ordinary 110 volt house current to a low safe 12 volts. (Absolutely shock-proof. You could even hold the bare wires!) Safe around children and pets. Completely UL approved, this entire system operates at less cost than just one old-fashioned floodlight.

Another exclusive feature of *AMF outdoor lights* is the optional timer that turns lights on and off automatically. How safe and welcome you can feel when you drive up at night and see your home illuminated in all its colorful and dramatic beauty.



AMF Low Voltage Lights are available wherever electrical or garden supplies are sold. Prices start at $49.95. (Suggested retail price.)

starbrite
low voltage OUTDOOR LIGHTS

American Machine & Foundry Company, Wen-Mac Division, Los Angeles, California 90064

By John H. Ingersoll

BEFORE YOU BUILD YOUR POOL

Last year a record 56,700 backyard swimming pools were built. Before you build your pool, read these answers to 17 frequently asked questions.

1. How much will your pool cost? The figure will probably fall between $2500 and $4500 for the pool itself. The median price for U.S. residential pools built in 1964 was $3699—a $150 *decrease* from 1963. Where construction is easier and competition is rugged—such as in Florida or southern California—prices may drop below $2500. Generally, though, a pool costing less than this is a dipping pool. But some intrepid home owners have built pools for as little as $1000.

This doesn't cover the topic of above-ground pools which do not require elaborate installation and can be purchased complete from department and sports-equipment stores.

2. When a price is quoted, what does it include? It should mean delivery of the pool ready for your first swim. But if water for the pool has to come from your well, many contractors will avoid guaranteeing a pool filled to the brim. They simply do not know the well capacity, and will generally tell you so. In a few other cases, the contract price may not automatically include landscaping around the pool. The most important thing is to come to a clear understanding about what you want and then agree to it with the contractor—in writing.

3. Can you cut pool construction costs? Yes, but not by much. One way is to build the pool on your own. For example, you might be able to put in a 16x32′ plastic-liner pool for between $300 and $500 less than quoted cost.

Another way is to put off purchasing a diving board, pool ladders, a hand skimmer, a long-handled brush and a pool vacuum cleaner, and such extras as a pool heater, cabana, bar, and fancy landscaping. You might also delay the installation of walkways around the pool. However, you'll pay for it with dirtier pool water.

One question pool contractors often get is: "How much will you knock off the price if we dig the hole ourselves?" The answer is a surprisingly low figure. Earth-moving costs are only a small fraction of the contractor's bill. In the case of a pneumatically applied concrete (sprayed-on concrete known as gunite) pool, the contractor wouldn't allow it. The sides and bottom of this pool must be exactingly cut since they serve as forms for concrete.

4. Can you finance your pool? Yes. Most banks consider it a sound investment and will make pool loans at their normal home improvement rates (discounted notes with true interest charges from eight to 15 percent.) Other ways of obtaining money include: opening an open-end mortgage, refinancing your mortgage, borrowing on life insurance (about five percent simple interest), or taking out a low-interest savings-bank loan based on your account. Some pool builders offer financing, but take a close look at the rates. They're often high.

5. Will your taxes go up when the pool is finished? Yes. In 99 cases out of 100, a contractor-built swimming pool is considered a permanent improvement to your property. But your taxes won't go up by much. For example, a $4000 pool in one southern Connecticut community raised the owners' annual taxes by $38. And there are compensations. The amount is deductible from your federal income tax, and most important, the pool sharply increases the property value.

6. As a pool owner, will you need more insurance? You may not. The personal liability clause in your home-owner policy covers pool mishaps. However, in most policies, the limit is only $25,000. You can raise this amount with an endorsement or a separate policy; the increase in premium will be small.

THE PLANNING STAGE

7. What material is best for a pool? Sometimes the choice is made for you. For example, in a number of California communities a building-code restriction states that the wall of a swimming pool must stand on its own. This rules out pools built with plastic liners, which—tough as they are—won't stand without support. In other areas, weather conditions or soil makeup have a bearing on materials for pool construction. The contractor will know best what conditions are and how to meet them.

Nevertheless, it's helpful to know that in 1964, pneumatically applied concrete pools were chosen by nearly half the families who had pools built. Next in popularity were plastic-liner pools and closely following—poured concrete pools. Less than four percent were constructed of other materials—fiber glass, aluminum, steel, and so on. Plastic-liner pools presently lead all others in *rate* of growth.

8. Where should you build it? In the sun, for one thing. Heat from the sun will help warm the water, and you would soon find swimming in the shade disappointing—even on torrid days. Try not to put it under a tree, either. Falling leaves and seeds make the water unattractive and clog the drain. Make sure it relates well to (continued)

Relax! Bird Shingles have a 25-year guarantee



Bird Architect® Mark 25 shingles are guaranteed to give you extra protection. And the new design and colors are sure to give your home a larger, more luxurious look. No wonder the House of Good Taste at the New York World's Fair insisted on Bird Architect Mark 25's. Hurricane-proof, too! So why take chances? Shingle with Bird.

BIRD & SON Inc.
QUALITY PRODUCTS SINCE 1795

Relax! Bird Solid Vinyl Siding needs no painting

Twenty-year guarantee. It's solid vinyl — solid color — all the way through. Can't peel, pit, dent. Can't rot, feed termites. Can't show scratches. Can save you maintenance and heating bills. Can add to your home's re-sale value. Bird & Son manufactures Solid Vinyl Siding with famous Goodrich Geon Vinyls. Geon VINYLS

Want to make your home maintenance-free? Get this information on:
☐ Bird Architect Mark 25 shingles
☐ Bird Solid Vinyl Siding
I'm thinking of ☐ fixing up ☐ building.
BIRD & SON, INC., Box AH5, East Walpole, Mass.
Name_____
Address_____ County_____
City_____ State_____ Zip_____
Bird products available East of Rockies only

Now Possible to Shrink and Heal Hemorrhoids Without Surgery

Only Preparation H Contains New Healing Substance That Can Shrink Hemorrhoids Without Surgery And At Same Time Relieve Itching and Pain.

A world-famous research institute has discovered a new substance which now makes it possible to shrink and heal hemorrhoids *without surgery*. It stops itching and relieves pain in minutes, then speeds up healing of the sore, injured tissues all while actual reduction (shrinking) takes place.

Tests conducted under a doctor's observations proved this so. And most amazing of all, this very striking improvement was maintained over a period of many months.

In fact, results were so thorough, sufferers were able to make such statements as "Piles have ceased to be a problem." Among these sufferers were a very wide variety of hemorrhoid conditions, some of 10 to 20 years' standing.

All this was accomplished without the use of narcotics, astringents or anesthetics of any kind. The secret is the remarkable new healing substance (Bio-Dyne®) which quickly helps heal injured cells and stimulates regrowth of healthy tissue again. It is offered in *ointment* or *suppository* form called Preparation H®.

In addition to actually shrinking hemorrhoids, Preparation H lubricates and makes elimination less painful. It helps prevent infection which is a principal cause of hemorrhoids. Just ask for Preparation H Ointment or Preparation H Suppositories (easier to use away from home). Any drug counter.

BOYS—Earn Cash—Win Prizes

Selling **The Saturday Evening POST** right in your own neighborhood in your spare time. Build up your own route of customers. It's fun—and profitable too. Fill out the coupon below and mail it TODAY!

CURTIS CIRCULATION COMPANY
314 Independence Square, Philadelphia, Penna. 19105
Name_____ **Age**_____
Street_____
City_____ **State**_____

(continued)
the house and that there is enough space around the pool for any entertaining you'd want to do.

A good contractor will make sure he doesn't break into water-supply or waste lines, or underground electrical or gas conduits. You'll have to help him locate them to avoid damage.

Ideally, a pool should be built into level ground that contains no backfill. Sometimes this isn't possible. For example, land scarcity in southern California has spawned some wacky solutions to site problems for pools. In some cases, pools literally hang over the lip of a ravine or skirt the edge of a hill. The engineering required to make certain these pools are stable raises the price somewhat.

9. What size pool is best? This is going to depend most on how much you want to spend. As a guide, though, builders report that the most frequently demanded size in warm climates is 16x32′, and in colder areas: 18x38′. (The variance is explained by a greater proportion of small, moderately priced pools in Florida and southern California.)

If you plan to add a diving board—now or later—the minimum size for safe diving is 16x32′. The full range of pool sizes starts at a dip-and-cool 12x24′ and goes up to a huge 32x64′.

You also can compute pool sizes by counting noses. The rule of thumb is 36 square feet per swimmer and 100 square feet for each diver. Here's how it works. If no more than 10 people are going to be in your pool at one time, estimate that three of the 10 may be diving. A safe size then is 552 square feet—adequately covered by a 16x36′ pool. Size will also be determined, of course, by the limitations of your lot and local setback regulations.

Depth of the pool is normally 3 feet to 3½ feet at the shallow end, and roughly 6 feet at the deep-end wall. For safe diving, the pool should be 8 feet deep at the deepest point. This is located 5 feet in front of the board tip and assumes that the board is no more than 30 inches above the water. If you want a higher board, or no board, your contractor can help you plan the right depths.

10. What's the most efficient way to keep the water in the pool clean? With one of the two most widely used filtration systems: sand or diatomaceous earth. Water from your pool drains through a skimmer or into a gutter, down through pipes past a lint trap, and into the filtering system. By the time it's pumped back into the pool, the water is more free of impurities than your drinking water. Of course, this is also the best way to conserve water. Only a tiny fraction is lost during the filtration cycle or by evaporation.

The two other methods are labeled "flow through" and "fill and draw." To divert flowing water through your pool, you'll need to tap a stream or spring. The problem here is finding a source that isn't polluted.

Anyone still using the fill-and-draw method must live in a water-rich area, since this means draining and filling the pool once every two weeks or so. The average 16x32′ pool contains about 20,000 gallons of water. This method also produces a risk of bacterial infection.

11. How do you keep the water pure? By introducing bacteria- and algae-killing chemicals into the pool, and by controlling pH level in the water (i.e., the right balance between acidity and alkalinity). Don't concern yourself now about *how* to do it. Most pool contractors will give you a first-rate National Swimming Pool Institute booklet on the subject when your pool is completed. Literature is also available from manufacturers of the chemicals. Today, you can buy pool chemicals without the least trouble. They're carried by hardware stores, drugstores, building-supply dealers, and pool specialty shops.

12. What community regulations can you expect? This varies all over the map. In general, though, if you live in a densely populated area, or an area dotted with home pools (such as greater Los Angeles), you can look for regulations from the zoning, building, and health boards. The rules will cover the location of the pool on your property, construction of the pool (and

Casual Furniture that's "in"—Pompeian Green settee ($34.95), coffee table ($19.95), adjustimatic chair ($21.95), end table ($14.95), occasional table ($6.95).



Casual Furniture that's fresh as all outdoors . . . umbrella table ($29.95), folding cart ($29.95), folding chair ($11.95), many other pieces available.

This Furniture takes its elegance casually . . . indoors or out!

Rid-Jid's new Pompeian Green casual furnishings now lend a look of casual elegance indoors as well as out. Enjoy it outdoors. Enjoy it in the family room, rec room or other easy-livin' room. (You can even mix the new Pompeian Green with our Satin White.) You still have Rid-Jid's famous fold-a-way and stack-a-way conveniences, of course. You'll like the cool mesh tops, the modern styling and the easy to keep clean features of this furniture. No glass to break or fuss with (no streaks). Won't show dust. It's rust-free and weather-resistant. Sturdy steel construction will last a lifetime. See the complete line in new Pompeian Green as well as Satin White at fine stores everywhere.

THE J. R. CLARK COMPANY
SPRING PARK, MINNESOTA

Rid-Jid®

occasionally the materials you can use), use of fencing around the pool, and how to discharge the water.

For example, many communities forbid you to drain your pool into sanitary sewers. A local sewer system is normally engineered to take a given amount of fluids. A wash from thousands of gallons of pool water may retard normal bacterial action. This ruling isn't always so. In some southern California towns, the topography is wheat-field flat. There, the discharge must now go into sanitary, rather than storm sewers. Every weekend the street gutters became flooded because pool owners drained the filter backwash into storm sewers.

As for fencing, it's best to install it, rules or not. You'll have more peace of mind knowing small children can't topple into the pool when it's untended. Minimum height for a fence is 4 feet to 4½ feet (although some cities set a 5-foot minimum). A self-closing gate with a latch accessible only to older children and adults is wise.

GETTING STARTED

13. How can you pick a dependable pool contractor? Ask other pool owners about the man's reputation. Then check him out with your local banker and, if need be, with the Better Business Bureau. Or choose a contractor-member of the NSPI, which sets high industry standards.

14. How long will it take a contractor to build your pool? When time is tossed in for getting a building permit, having inspections made, allowing for minor change orders from you, finishing off and cleaning up, it will take from two to four weeks.

15. When is the best time to order your pool? In a warm climate, any time. In colder areas, you'd probably get better service ordering your pool in late summer. The weather is best for construction and contractors are less busy. You'll also have a pool ready for the first warm day next spring.

SOME FURTHER THOUGHTS

16. What's the best way to winterize your pool? Leave the water in. Draining the water has long since been a discredited method. There isn't even any need to float logs in the pool as some dated manuals recommend. The fact is, pressure from the water's weight *prevents* damage to the pool walls by equalizing the thrust inward from frost heaves. Do lower the water line about a foot to prevent ice from forming underneath the coping or tile. Then drain all water from the pipes and filter. Give the pool a good dose of chemicals and cover it with any of the pool covers on the market.

17. Is a backyard pool right for you? You'll have to answer this one yourself. But most people who have pools enjoy them and feel the investment was worth it. It's also true that some families are sadly disappointed. They found their reaction to a pool much the same as to a new television or car. The first year was the best. After that, the cost and work of maintaining the pool proved an annoyance that, for them, wasn't outweighed by the pleasures of swimming. These people would probably have been happier with one of these alternatives:

1. The neighborhood pool. This is a sophisticated step up from the coffee klatch. Half a dozen neighbors share the expense of building and maintaining one backyard pool for all of them. This allows plenty of chances for cooling off, but cuts each family's work.

2. The club pool. This requires cooperation—and dues—from many families; is often a professional-sized pool with a paid staff, and normally is set up as a private, nonprofit corporation. Pool-use rules are necessarily stricter, but maintenance is handled by the staff and each member's investment is relatively small.

3. The above-ground pool. This could be the solution for families who aren't ready to get involved with the complexities of installing a permanent pool. They come in a variety of types, sizes, materials, and price ranges. And they are not considered a permanent improvement to the property so they do not come under the regulations or tax rules that govern in-ground pools. THE END

Who needs mink?

(Now that there's J-M Foil-Faced Fiber Glass Insulation)

Get yourself something that's *really* comfortable. And a lot more practical. Inexpensive Johns-Manville Foil-Faced Fiber Glass Home Insulation. It'll keep the *whole* family contented. The year 'round. Through blustery winters, sizzling summers. That aluminum facing makes it insulate better than ordinary insulations. (Over 15% better thermally in hot weather, for example.) And, it's sure to outlast the most expensive fur. By far. Saves you money, too, by lowering heating and air conditioning costs. Enough to buy that mink some day. If you ever feel you need it. Visit your Johns-Manville dealer for all the heart-warming details.

J-M Foil-Faced Fiber Glass Home Insulation is a snap to install. All it takes is a stapler and a little of your time. But if you don't feel you're up to the job, just ask for the name of an expert home-improvement contractor. Your Johns-Manville Dealer is the man to see. While you're at it, take a look at J-M Ceiling Tiles, Floor Tiles, Roof Shingles, Siding, Corrulux® Translucent Fiber Glass Panels and whatever else you need for your home-improvement project.

"SWING INTO SPRING" WITH FOIL-FACED FIBER GLASS INSULATION...ONE OF MANY QUALITY HOME-IMPROVEMENT PRODUCTS MADE BY

Johns-Manville

Septic Tank-Cesspool Owners

RID-X Can Save You Hundreds of Dollars!

Whether your home is new or old, you *can* have a costly, messy back-up in your septic tank or cesspool. RID-X® works to keep your sewage system operating smoothly. Helps prevent messy back-ups and foul odors. RID-X can save you HUNDREDS of dollars on digging, pumping, landscaping!

EASY TO USE—just pour in toilet bowl and flush. That's all. RID-X can't harm porcelain, metal pipes.

NEW FOIL PACKAGE with Handy Pour Spout!

FREE BOOK: 16 Fact-Filled Pages on the Care and Maintenance of Septic Tanks, Cesspools. Send 10¢ for postage, handling to: Rid-X, P.O. Box 224, White Plains, N.Y.

PAINT 10 TIMES AS FAST

Shur-line PAINT EDGER

2 guide wheels make your straight-line trimming sharp and clean. 10 times faster than brush trimming next to ceilings, baseboards, doors or window frames!

$1.00

AT PAINT-HARDWARE DEALERS AND PAINT DEPARTMENTS: SHUR-LINE MANUFACTURING CO. LANCASTER, N. Y.

ENJOY MEETING PEOPLE?

You can combine this enjoyment with additional income. AMERICAN HOME magazine invites its readers to earn generous commission by selling subscriptions to this favorite magazine and others.

We'll be glad to send details without obligation. Write to

CURTIS CIRCULATION COMPANY
317 Independence Square
Philadelphia Pennsylvania 19105

KEEP FEET COOL, COMFORTABLE all day long!

Walking Ease From Morning Till Night!

Don't suffer from hot, tired, itching feet. Every morning, apply soothing Dr. Scholl's FOOT POWDER to feet. Also shake powder into shoes. Helps soothe away soreness, eases tight shoes. Helps dispel foot odor. Aids in prevention of Athlete's Foot by keeping feet dry. Only 19¢, 50¢ and 90¢. At all stores.

Dr Scholl's FOOT POWDER

BOYS

Earn Money and Prizes

Sell **The Saturday Evening Post**—build up a route among your friends right in your own neighborhood. You can get valuable business training plus cash and prizes in your spare time. Fill out the coupon below and mail it today!

CURTIS CIRCULATION CO.
315 INDEPENDENCE SQUARE
PHILADELPHIA, PENNA. 19105

Name _____ Age ____

Street _____

City _____ State _____

By Arturo and Gloria Gonzalez

GREAT INNOVATIONS FOR THE GREAT OUTDOORS

Camp cookery used to mean a hard-to-handle open fire, tepid beverages, wilted vegetables, and tin mess kits dipping into a common stewpot. But no longer. Now we go camping with our family, happily equipped with just about every kitchen convenience possible. They're all miniaturized, highly packable, extremely portable, and designed to make the feeding of the weekend woodsmen more satisfying and easier than ever before.

The SKOTCH KOOLER people have an unusually efficient BEL AIRE ICE CHEST. Polyethylene-built, it will even float if it goes overboard, has a handy ice pick and can opener attached. It features a removable lid which can be used as a serving tray, has a handy pet cock on the side for draining (or drawing off water). Handles are bottle openers. About $29.95.

This 14-piece MIRRO CAMP and PICNIC SET serves four. The drinking cups are plastic and heat resistant; the frypan handles are removable; all the pots and the kettle have permanent, bail-type handles. Extremely easy to pack, all units nest into one another, making them a compact, rattle-free item for convenient stowage. About $10.95.

The RAEMCO 7-IN-I STOVE is a camping housewife's dream, a hip-high cooking unit which burns charcoal, wood, or coal and can fry, broil, roast, bake, smoke, rotisserie, and space heat. Possibly the most versatile camp stove in the world, it even comes equipped with an electric spit motor. A thermometer on oven door gives temperatures which are controlled by adjusting stove's dampers. Holds all but huge roasts. About $56.50.

Another way to keep the cold food cold is the BERNZOMATIC POLAR FRIDGE REFRIGERATOR, an 18½" high refrigerator which you precool at home by plugging into a wall socket, then unplug and fuel for the trip by inserting a portable propane gas cylinder. The cylinder runs the refrigerator as a portable for 72 hours, allows it to keep your food cold all through a long weekend, even while you're driving—and longer, too, if you bring along extra cylinders. The refrigerator opens from the top, stores about 35 pounds of food. Needs occasional defrosting. About $129.95.

Why do homes built by James S. Lees, Jr.* have sliding glass doors?

For the same reason they have oil heat.



Smart builders know it's easier to sell a house with extra value built in. Quality features like sliding glass doors, for instance, make a house a better home while you live in it, add to resale value when you sell it.

That's why so many builders, like James S. Lees, Jr., install oil heat in new homes. Oil heat makes a house a better value in many ways. There's no cleaner way to heat a home. Oil heat is safe, dependable. *Heats water faster than any other fuel.*

Oil heat is unbeatable for comfort. Provides even, healthful warmth, no matter how low the mercury drops. In fact, the colder it gets, the more you need oil heat.

There's almost no end to the reasons why quality builders install oil heat. They're the same reasons why you should think about oil heat—whether you're remodeling, building, or looking for a new house.

*James S. Lees, Jr. is just one of many quality home builders everywhere who feature oil heat. For a list of such builders in your area, write: National Oil Fuel Institute, Inc., 60 East 42nd Street, New York, N.Y. 10017.

OIL HEAT
YOU CAN DEPEND ON IT

SPACE-MAKERS ARE SPACE-SAVERS

Good storage ideas from the house on page 52

Uncluttered rooms always seem larger than they are. What often ends up as "clutter" in a house is here neatly contained in this 12-foot walnut wall unit that lines one side of the living room. This shallow unit takes little floor space compared to the amount of furniture it replaces: desk, storage cabinets, phonograph cabinet, and record storage, magazine rack, display shelves, and files for household records. The desk top folds closed when not in use and the desk chair can be turned around to do double duty in the conversational seating area. You can design similar shelves to fit your rooms. See what a difference it makes when there's really a place for everything.

'Spring' is cushioned

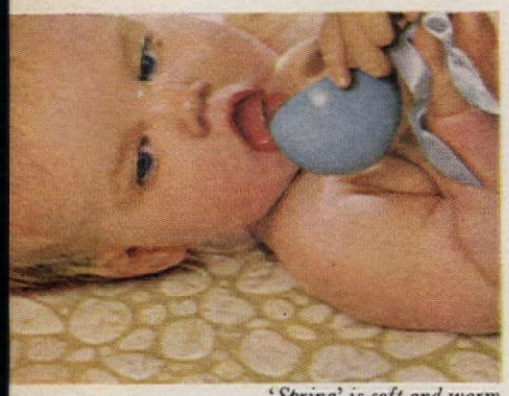

'Spring' is soft and warm

'Spring' is quiet

Although we live in the so-called space age, homemakers realize there's seldom enough of it, especially in the storage category. Here we see a good idea for dining room storage. The sliding 4x6-foot walnut panel provides invisible storage for china and glassware. Now you see it, now you don't. The panel is set in metal runners at top and bottom. When closed, it is a backdrop for ornaments on the buffet unit, which is hung from the wall on hidden brackets. The shallow drawers store flatware, napkins, and other small table items close to where they will be used, to save steps when setting the table. This space-saving idea that, in effect, utilizes otherwise wasted wall space and wall depth, could easily be incorporated into plans for a new house. It is a relatively inexpensive detail to execute for the bonus storage space it gives. With the proper conditions it could even be installed in an old house.



Cushioned Soft Quiet Beautiful

It's new "Spring"... luxury cushioned flooring from Congoleum-Nairn, the inventor of cushioned vinyls

Please *listen* to this new vinyl floor. The sound is *quiet*. It's the noise you don't hear when you walk on *cushioned soft quiet beautiful* "Spring"! The shimmering "soft" pebbles under translucent vinyl shine *on* and *on* with minimum care. And "Spring" is so springy it even resists scratches, scuff marks and all sorts of abrasions. "Spring" can be installed anywhere, *everywhere* in your home, in your choice of eight beautiful colors. See the Yellow Pages to find the floor covering store that's nearest you. Or write to Congoleum-Nairn, Box 117, Kearny, N.J., for a free sample!

Congoleum-Nairn
FINE FLOORS

As every child knows and some grown-ups remember, an empty backyard, however large, isn't nearly as much fun as the one, no matter how small, that has that something extra for play. Even for that most special kind of recreation known as "doing nothing," we need encouragement from our environment. This encouragement can range all the way from a child's playhouse to a barbecue and entertainment center or an imaginative tool house (could be a playhouse too!). And they needn't be elaborate. Sometimes the simplest means, as in the play castle here, yields the most imaginative results. So, if your family never stays home because "there's nothing to do there," look here for ways to pep up your yard or garden. (Don't let the family see this story if you think your yard is "good enough.") There are construction details for each.

THREE BRIGHT WAYS TO MAKE A BACKYARD ADD TO FAMILY FUN

Courtesy of Masonite Corporation Information: Jessie Walker Photographer: Vince Maselli

Information: Helen Heitkamp Designer: Joseph Esherick, A.I.A. Photographer: Fred Lyon

1 This miniature-barn tool house, appropriately painted barn red, is just the right size for your own backyard. The lower sections of the roof tilt open for access to the overhead storage loft for window screens and folding lawn chairs. At the back, double doors open onto a ramp wide enough to wheel in the lawn mower or the roller. The interior walls are covered with pegboard for hanging garden tools. And there is room for a small potting area. If you don't need a separate tool house, it could just as easily become a playhouse—or play barn, as the case may be. In either case, you can see how to build it by turning to page 93 for dimensions and framing diagrams.

2 Meals in the treetops are a specialty with the Harry Lehmans of Kentfield, California, since they built their deck and outdoor kitchen. Before, the land in back of their house was nearly useless because of the steep 20-foot drop. But by building a wood deck over the hill they added nearly 2000 square feet of level space. The food center is set up for ease in cooking and serving outdoor meals. Overhead doors swing down garage-door style to close the kitchen between meals. You can build your outdoor kitchen too—just turn to page 92 for the building instructions.

3 Any little girl would feel like a princess if she had her own backyard castle! This one was designed by Matt Kahn of Palo Alto, California, for young princess Claire Kahn. Mrs. Kahn did the decorating. The tent itself was built of simple canvas and plastic panels. The roof panels are wired to a metal pipe frame that rests on 1x4 uprights. The walls are triangular tab flaps that are staked to the ground tent-style and straight panels that roll up to become windows. The floor is poured concrete studded with some crown jewels (colored marbles). The castle turret is tall enough for grown-up visitors; an imaginary moat keeps away intruders. Instructions are on page 92.

Photographer: Ernest Braun



Don't paint it... Mira-Plate it!

Rustproof, waterproof, miracle epoxy coating lasts 5 times longer than paint!

If you can paint it—you can Mira-Plate it and get a surface that far outlasts any conventional finish. Rustproofs metal toys, tools, lawn furniture. Renews appliances, boats, pools, Beautifies cement, plaster, wood . . . with non-porous, tile-like finish. Goes on like paint with brush, spray, roller. Polyamide epoxy is non-toxic and fire-resistant. Wide range of colors.

O'BRIEN PAINTS
TOP QUALITY SINCE 1875

O'Brien Corporation, Dept. AH-5.
South Bend, Indiana 46621

Send me your free color card explaining Mira-Plate and its thousands of uses in and around the home.

Name_____
Address_____
City_____
State_____ Zip Code_____

Three Backyard Brighteners

(pictured in color on pages 90 and 91)

YOUR OUTDOOR KITCHEN

The dimensions should be adjusted to fit the size of the kitchen appliances you plan to install. The outside dimensions can be changed, naturally, to fit the space you have.

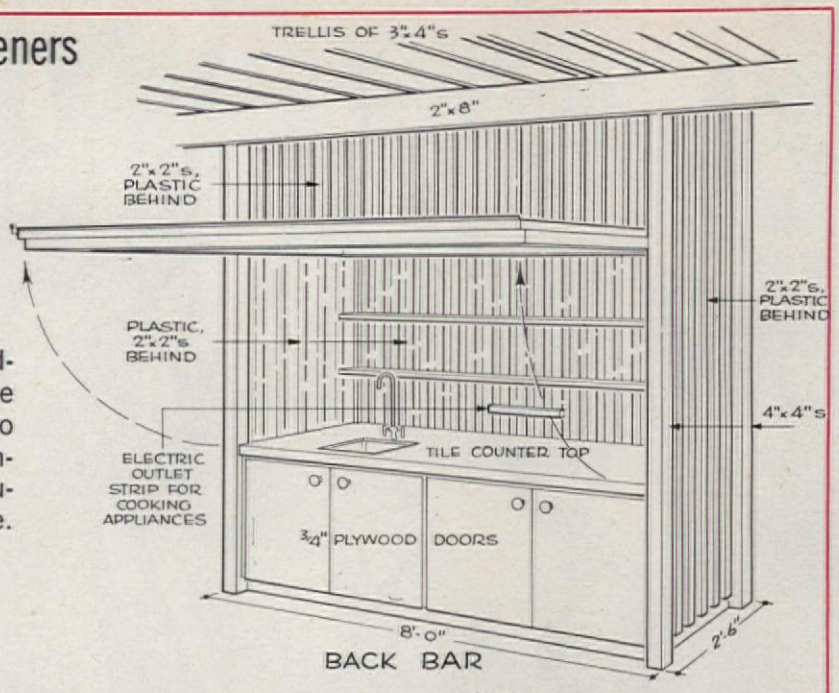

BACK BAR

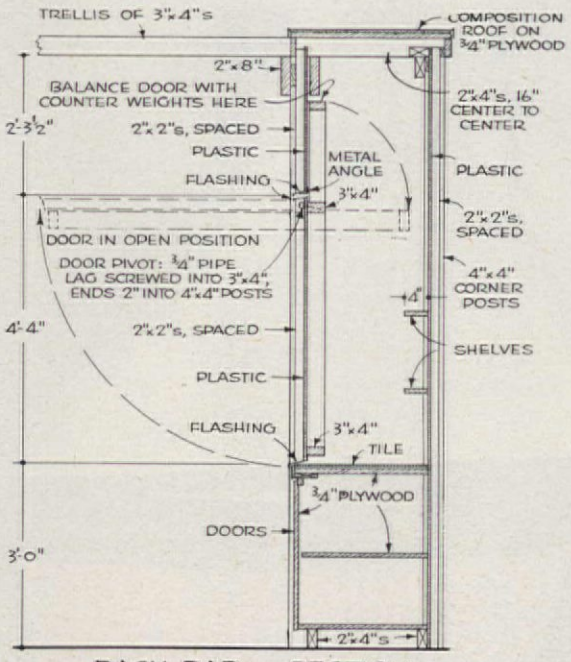

BACK BAR - SECTION

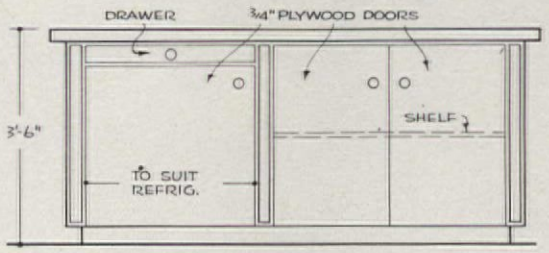

ELEVATION · FRONT BAR

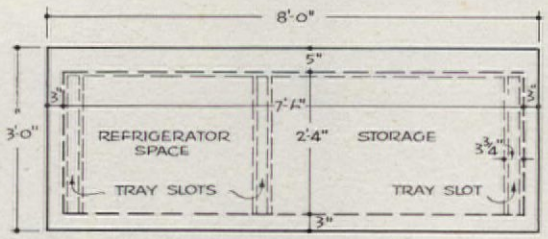

PLAN · FRONT BAR

A BACKYARD CASTLE

The roof is welded ½" copper tubing (available from plumbing suppliers) attached to the wood frame with metal clips bolted to the tubing. Panels are wired to the frame.

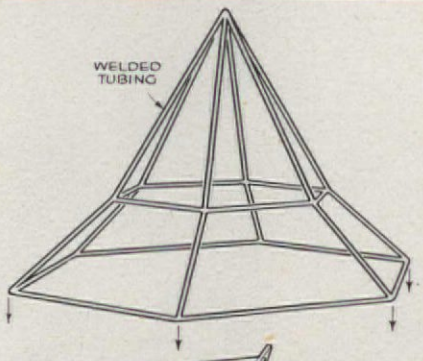

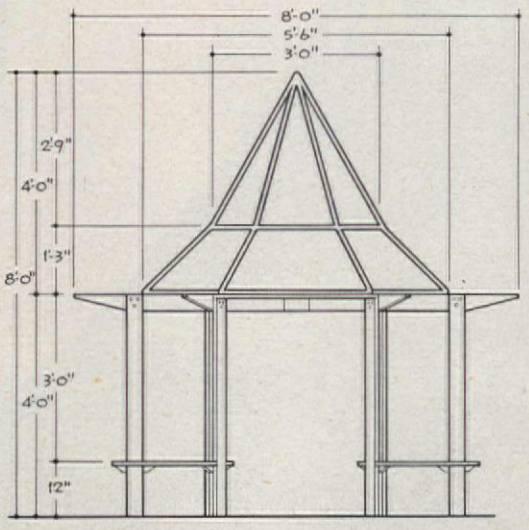

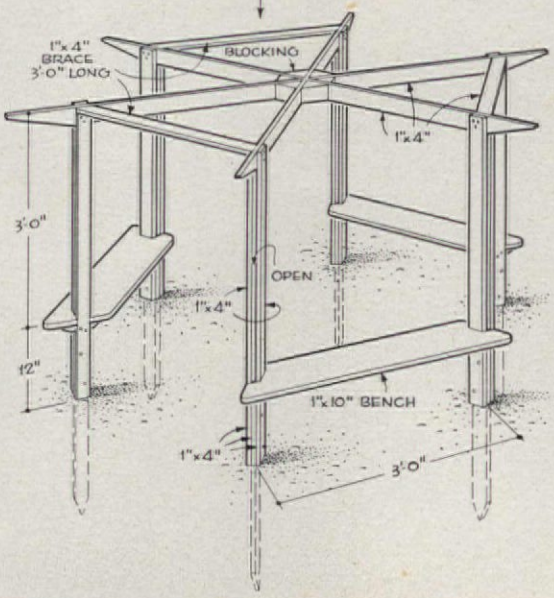

YOUR BACKYARD BARN

Your lumber dealer can help you estimate materials. Sides and floor are hardboard over plywood. Roof is shingled.

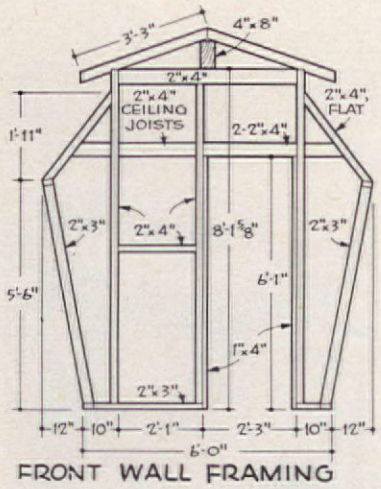

FRONT WALL FRAMING

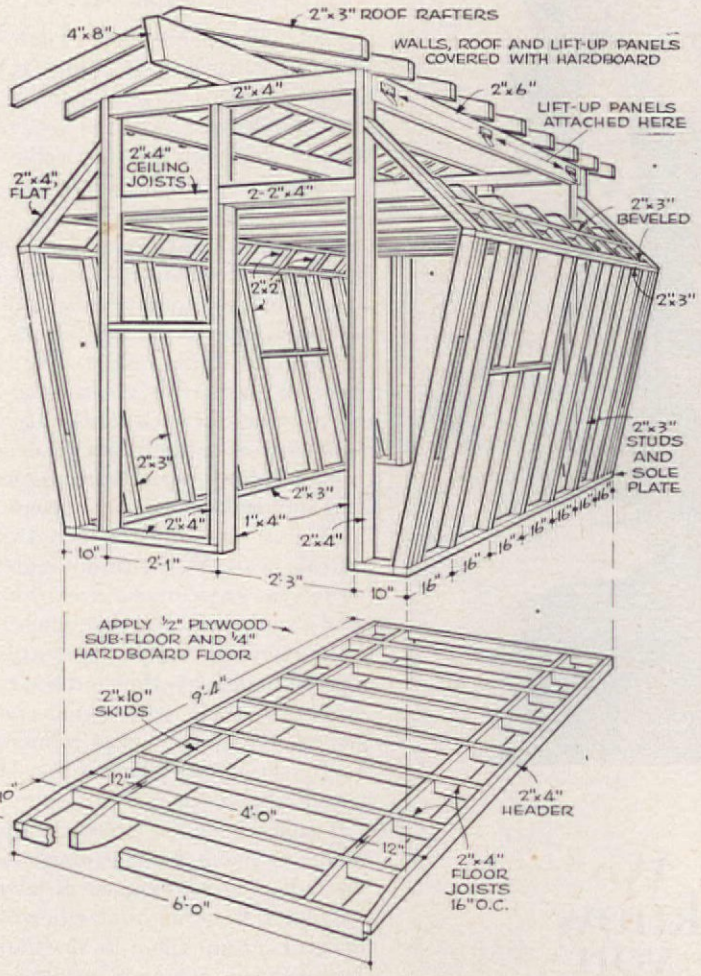

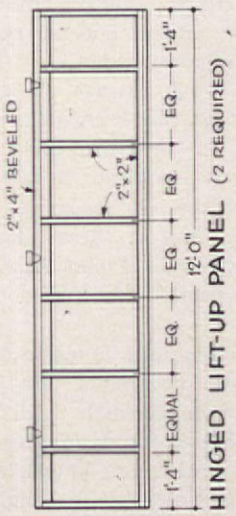

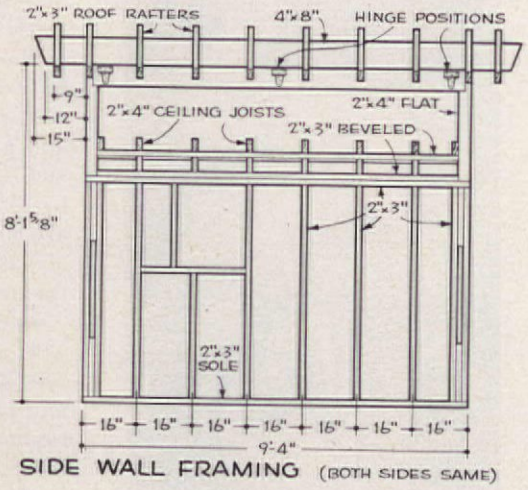

SIDE WALL FRAMING (BOTH SIDES SAME)

There's something special about this Azrock vinyl floor . . .

it's Azrock's fresh concepts of color and styling which have created rich, textured Pebbled-Onyx vinyl asbestos tile. In Pebbled Onyx, fine chips of actual marble are suspended in translucent vinyl . . . the result is a new dimension in resilient floor beauty. See Pebbled-Onyx and the 75 other Azrock colors and styles at your Azrock dealer. He's listed in the Yellow Pages.

Floor shown: Pebbled-Onyx, VP-627, accented with olive Opaque Marbles, V-347.

an original floor styling by **AZROCK®**

Write for "Decorating with Azrock Floors," 25¢. Azrock Floor Products, 500 Frost Building, San Antonio, Texas 78205

We know you

You're the cool, serene, poised young lady who uses Tampax. You are enthusiastic about it. You write us friendly letters. You pay us compliments.

Everything about Tampax seems to please you. Its modesty. The way it never interferes, never hinders or hampers. The cool, clean, fresh feeling it gives you. Its ease of insertion (thanks to the silken-smooth applicator). Even its ease of disposal.

NO BELTS NO PINS NO PADS NO ODOR

Tampax® internal sanitary protection has been in use for more than twenty-five years. Yet it's just as true today as it was in the beginning: that Tampax is unquestionably the modern way. Why not try it?

Tampax comes in your choice of 3 absorbency-sizes: Regular, Super, Junior. Tampax Incorporated, Palmer, Massachusetts.

Ensemble: Abe Schrader

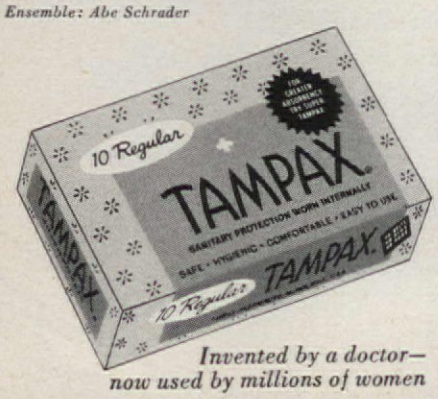

Invented by a doctor—now used by millions of women

Rhododendrons

(continued from page 46)

Fact: There are more than 150 varieties offered in California nurseries, all suited to grow here.

So much for the old wives' tales. Where conditions are favorable and soil is acid (pH 4.5–5) you can use rhododendrons as freely as any other woody ornamental around your home. In areas of extremely alkaline soil, where much soil conditioning would be necessary to grow rhododendrons, you may be able to use only two or three plants in planters or raised beds. You can test your own soil for acidity with a soil-test kit, or send a sample of earth to your county agricultural agent or state university college of agriculture. A reliable rule of thumb is this: if azaleas, heathers, mountain laurel, or pernettyas grow in your area, you will have no difficulty with rhododendrons.

Rhododendrons should have plenty of room to develop their natural form. Don't use them with geometrically sheared evergreens—they're more attractive grouped with the other members of the heath family.

If space is not a problem, rhododendrons make wonderful specimen plants in a broad expanse of lawn. If you don't have all that elbowroom, however, group them in the foundation planting, in a wide border at the property line, or adjacent to a walk or wall. Avoid straight lines and give the plants space to develop. Even though rhododendrons don't resent transplanting, don't plant them too closely.

In most parts of the country, rhododendrons should be planted in early spring. You can, however, purchase plants when they're in full bloom and set them out then. Where winters are mild, fall planting is best.

If you're resolved to try rhododendrons, write for our supplement on planting, care, and list of recommended varieties. Send a large stamped, self-addressed envelope to *Reader Service, The American Home, Dept. RHO, 641 Lexington Ave., New York, N.Y. 10022.* THE END

Cabinet Order Form

(pictured in color on page 8)



Fill out coupon, enclosing check or money order. New York City residents add 4 percent sales tax. Please allow 3 to 4 weeks for handling and mailing.

←LAYOUT OF PARTS.

THE AMERICAN HOME MAGAZINE
Dept. AWY, P.O. Box 76, New York, N.Y. 10046

Please send me the following item(s) for which I enclose $ _____.

Each kit includes all wood parts, precut, predrilled, presanded; hardware; brass wire grille; brass knob; glue; and easy-to-follow instructions for assembly and finishing with paint or stain.

_Cabinet(s), AWY-129 . . . . $14.98

_Color catalog of best-selling needlework and sewing kits . . . . . 25¢

_____
Please Print Name

_____
Print Address

_____
City State Zip Code

THIS SPACE CONTRIBUTED BY THE PUBLISHER

Kids take growing up for granted.

And they should. To guard their right to grow up happy and healthy, scientists are constantly searching for the cause and cure of leukemia—the cancer that strikes down more than 2,000 children every year. In this unceasing quest, there is constant progress. And constant hope. New drugs, new therapy, new discoveries are now prolonging the lives of leukemia victims, relieving their pain ... and bringing the day of victory closer every moment. The fight against cancer demands exhaustive research. And research demands money. The American Cancer Society spent over $2,000,000 last year just on research related to leukemia. Your help gives hope of victory. Send your check today to CANCER, c/o Postmaster.

AMERICAN CANCER SOCIETY

Decorating Newsletter

(continued from page 32)

Dress up your windowsills with marble—for about $45 in comparison with $30 for wood windowsills for an average 15-window house.

According to the Marble Institute of America, marble is impervious to condensation which forms in window areas. It's also decorative.

Control your light levels—for $15. Crown Products Company has a new dimmer control with a transistorized electronic circuit that can be installed in place of existing light switches. The Soft-Glo Dimmer control has a built-in night light, continuous dial control over the entire lighting range, and a special radio/TV static eliminator circuit.

Shelve your stereo system—for $279.90. Eric Electronics Corp. camouflages an FM-multiplex tuner and a stereo amplifier in volumes I and II of the *Dictionary of Music* by Eric. Spines of these fake books are hinged to reveal neat dials. A pair of walnut-framed speakers completes the unit.

Send your guests home in the rain with plastic umbrellas. We cribbed the idea from Bardith, Ltd., a new antique shop along Manhattan's antique row (otherwise known as 57th Street). Bardith's owners keep an old English umbrella stand near their entrance door and fill it with clear plastic, wooden-handled umbrellas from Japan. Perfect for customers—or guests—caught umbrella-less in a cloudburst.

Store your curlers and other grooming paraphernalia—for $15—in Pearl-Wick Corporation's new Vanibench. Seat lifts up to reveal a compartmented storage tray. Button-tufted seat is covered with vinyl in a simulated brocade pattern, interior is velour lined, brass-plated legs are gracefully curved.

Make a headboard—for the price of a flush plywood door as Martin Kuckly, A.I.D., did (more about the Kuckly home on pages 42 and 43). Mr. Kuckly took one weathered newel post, sawed it in half, nailed a hollow core plywood door against the wall, painted it blue (to match the bedspread), and flanked it by the sawed-in-half newel posts.

Pick your pictures at home—for anywhere from $75 to $3000. Hal Reed's Mobile Art Gallery, driven by a liveried chauffeur (no he's NOT a connoisseur, just a driver), travels in the greater New York area as well as to surrounding states—by appointment only. Since this service permits prospective buyers to select paintings in their own homes, picture dealers in your area may soon be offering similar services.

Think about challis—for $2.50 a yard—as a new possibility at the windows instead of on your back. Everfast Fabric's new Chalaire contains 54 percent Avisco spun rayon, 46 percent cotton and comes in these popular new "darks." THE END

WHICH BLEACH FOR WHICH JOB?

Bewildered by bleaches? You're not alone. Today's homemaker faces an understandable dilemma as she confronts the impressive array of bleaches on the shelves of her supermarket. Deciding which one will be the best depends on what she wants the bleach to do, what types of fabrics and fabric finishes make up her wash load, and how much she's willing to pay for added convenience. Here are some tips about basic bleaches, their functions and uses.

CHLORINE-BASED BLEACHES

These bleaches are the hard workers. You can quickly identify these by the word "chlorine" on the label, and the warning against use on woolens and silks. Chlorine bleaches are available in two main forms:

Liquid chlorine bleaches maintain a high position on the popularity list because they assure quick action to remove embedded stains and soils, whiten grayed or yellowed fabrics, deodorize, and disinfect. They are effective at all normal washing temperatures (although you will find they work best at higher temperatures), and are the most economical bleaches on the market. *Liquid chlorine bleaches must be used with caution* so be sure to follow directions on the bottle. Never use full strength with any garment; always dilute first. They can be used on colored clothes only if they are guaranteed bleach-fast; do not use on silks, woolens, acetates, and many spandex fibers. In any case follow label instructions. They must be pretested on all fabrics with special finishes and synthetic fibers. They have no additives such as brighteners or whiteners, water softeners, or detergents.

Dry chlorine bleaches (powder, tablet, and water-soluble capsule) bleach, deodorize, and disinfect just like their liquid counterpart, but work more slowly. They're easy to use—the dry chlorine bleaches may be added directly to the wash water with no dilution. (Just be sure to mix it with the wash water first—before adding the clothes.) They are packaged in convenient forms which eliminate danger of spilling and waste. Some are even premeasured. They may include additives such as brighteners, water softeners, or detergents. But they can be harmful to all those fabrics and finishes noted above which cannot be bleached with liquid chlorine bleach.

OXYGEN-TYPE BLEACHES

These are mild bleaches and easy on fabrics. They may be used safely with every wash load; but are not so effective as the chlorine bleaches, under normal home laundering temperatures, in removing stains and soil, deodorizing, and disinfecting. They are available in liquid or dry form and can be divided in two general classes according to their bleaching power.

Mild oxygen-type bleaches (peroxide and sodium perborate) are extremely mild and limited in their bleaching power. They have whiteners and brighteners added to make your wash sparkle and gleam. Other additives may also be included. They're safe for all fabrics and can be used regularly in every wash load.

Medium oxygen-type bleaches (monopersulfate) are fairly new on the market. They are the most effective oxygen-type bleaches for stain and soil removal, and retain bleaching power at all normal home laundry temperatures. They are safe for all fabrics and may be used with every wash. They may include additives.

Now then, a few general suggestions to remember when bleaching:

1. Many resin-finished fabrics—those with wrinkle resistance or "permanent crispness"—turn yellow with chlorine bleaching.

2. With the variety of fabrics and finishes in any family wash today, you'll probably want to keep both types of bleach on hand—dry or liquid chlorine for general use, and one of the oxygen-based for regular use and special situations. THE END

This is a new kind of furniture store. It has salesmen like other stores.

But, they want to help you, not just make a sale.

Have you noticed? There's a new kind of furniture store in America. Of course, they sell furniture here—but first they want to learn about you: your home, the way you like to live, your decorating problems. Specially-trained personnel, beautifully co-ordinated room displays and accessories are all ready to help you. They don't all look the same and they have different names—but they have one thing in common—they all feature ETHAN ALLEN American Traditional furniture. Like the informal Antiqued Pine (shown above), elegant Heirloom Solid Cherry, space-saving Custom Room Plan units and traditional Colonial in Solid Maple and Birch. Or gracious Solid Mahogany. (Over 600 pieces to choose from —$20. to $600.*)

If you would like to know the name of your nearest ETHAN ALLEN dealer—and receive the big (10" x 13") colorful "Ethan Allen Treasury of Early American Furniture" filled with practical ideas for arrangements, color schemes, accessories, etc. for just $1.00—please mail the coupon . . . today.

Ethan Allen
AMERICAN TRADITIONAL

Dept. AHE-55, P.O. Box 28
Murray Hill Station, New York, N. Y. 10016

☐ Enclosed is $1 for 156-page "Ethan Allen Treasury."

☐ Enclosed is 25¢ for 32-page booklet "Ethan Allen Home Planning Ideas" with colorful settings, drawings and templates.

Name_____

Address_____

City_____ Zone_____

County_____ State_____

*Slightly higher in West and Canada FAMOUS BAUMRITTER BRANDS: ETHAN ALLEN • VIKO • KLING • ROOMATES • RESTOCRAT

A LARGE FAMILY HOUSE ON A SMALL LOT

THIS PLEASANT-LOOKING HOUSE is the home of Mr. and Mrs. H.J. Romine, of Houston, Texas. It is painted soft yellow but could easily be changed to another color to blend with the neutral shingle roof or the brick wing at the side. Inside, eleven rooms make it a house you can stretch out in. The steep, gambrel roof gives plenty of headroom for the second floor.

Designer-Builder: Glen McMillan Information: Rosemary Weatherred Photographer: Bob Hawks

THE FAMILY ROOM, a gathering place for the whole family, is built around this large arched-front brick fireplace with its built-in wood storage bin. Beside it are bookshelves. The upstairs sitting room has a similar fireplace for late reading on winter nights. Construction details of the fireplace are included in the study plan you can buy for a dollar.

For a house that looks fairly small from the outside, this one packs in a surprising amount of space. There are five bedrooms, three full baths, and more than the usual number of daytime rooms in a house only 53 feet wide. It is a full two stories high with a one-story wing at the side that contains the dining room, kitchen, breakfast room, and utility area. The downstairs, itself, is as large as many houses, with 1600 square feet of space. It is complete with bath and two bedrooms (one of them could be a study or guest room). The house could also be built without the side wing, by rearranging the downstairs rooms. Upstairs, there are three more bedrooms, two baths, and an old-fashioned room that's making a comeback: the sitting room with its own fireplace. There is lots of closet space too. The total area is about 2700 square feet, plus the terrace, and it was built at quite a moderate cost.

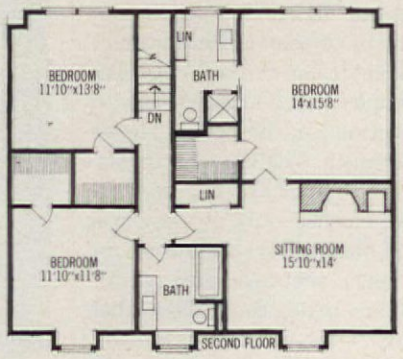

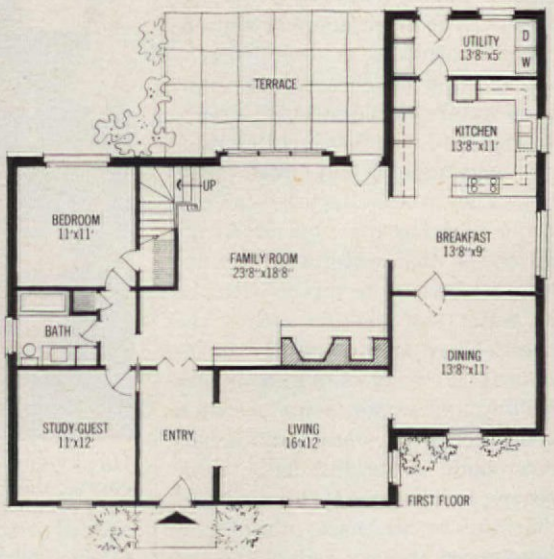

YOU CAN ORDER A STUDY PLAN of this house which contains scaled plans, elevations, and construction details of the fireplace and bookshelves. There are also alternate plans for a smaller version for those who do not need such a large house. See page 98.

This prize-winning cook says:

"Chops fried in Crisco don't taste greasy!"

(Naturally, they're digestible)

Want chops that are light and crisp . . . golden brown . . . with no greasy taste? Fry right as this prize-winner does—with Crisco.

Foods fried right in Crisco don't taste greasy. You see, Crisco has an exclusive vegetable formula. It's highly unsaturated, with added special protection against greasy taste. All shortenings aren't alike. No other shortening has Crisco's formula.

So to be sure of digestible fried foods that don't taste greasy—use Crisco. The best cooks do.

Study plan of the "Large Family House on a Small Lot" on page 96 contains scaled floor plans, exterior elevations, and an alternate first-floor plan omitting the side wing. Also, there are details of the brick fireplace wall in the family and sitting rooms and the built-in bookshelves.

STUDY PLAN ORDER FORM

Send to

The American Home, Box 99-5
Collingswood, New Jersey 08108

Send check or money order (no stamps please). If you live in New York City, add 4 percent sales tax. Allow about three weeks for delivery.

I enclose $1 for American Home Study Plan SP-5.

Print Name

Address

City State Zip Code

Now...with exclusive Wheel-a-Matic Drive

power horse...by Wheel Horse, of course

Here's mustang agility and sure-footed stamina. With thoroughbred lines and looks. It's Wheel Horse. Now with new exclusive Wheel-a-Matic Drive and extra-wide tread Turf-Saver tires. Wheel Horse . . . the 4-season work horse with any of 36 attaching tools. It mows, plows, hauls, tills, removes snow. Takes steep slopes in stride. Makes flat ground a downhill run. Pedigreed power keeps it out front.

Famous Wheel Horse quality guarantee—strongest in the industry—makes it a steed worth having. Choose from 6 to 10-H.P. models. Your Wheel Horse dealer is listed in the Yellow Pages. Visit his winning circle. Get a horse! Wheel Horse, of course! Write Wheel Horse Products, Inc., for free, full color literature on the complete line. Address . . .

Wheel-a-Matic Drive . . . smooth and effortless as the automatic drive on your car! Just move a lever for instant speed changes—forward or reverse—and full power at any speed.

Wheel Horse®
523 W. Ireland Road, South Bend 14, Indiana

Friends With the Sun

(continued from page 21)

12. Good eye drops, either prescribed for you, or one of the old reliables, like *Murine*, Arden's *Crystal Clear Eye Drops*, or *Visine*, relieve the burny feeling that is sure to come with days filled with sun and water.

13. Watch your makeup colors. Even with slow and careful exposure plus plenty of preventives, most of us do change color in the summer. We need a darker base, darker powder, and a careful choosing of two lipstick shades, one for day, one for night.

These are our list of rules. Actually they should begin and end with one big rule—

A little sun is lots of fun,
Too much sun and
You're overdone!

A FEW OF THE MANY:

Sea and Ski has five sun preparations: *Tanfastic Dark-Tanning Oil;* the desert proven, highly effective and nongreasy *Sea and Ski Suntan Lotion; Oil-less Suntan Oil; Snootie* for extra protection for nose and lips; and *Sea and Ski Fast Tanning Foam.*

Elizabeth Arden also has five preparations: *Sun Pruf Cream*, a skin-toned cream in a tube that could even be used as a foundation; two *Suntan Oils*, one colorless, the other brown-tinted to make you look tan before you are; *Sun Bloc Lotion* to prevent sunburn and tan; *Sun Control*, a "screener-outer" of burning rays, rich, creamy, and waterproof. (Reapply after a swim.)

Revlon has six sun aids; their *Bronze Lustre Tanning Gelée* comes in regular formula and special for fair skin that usually burns; *Bronze Lustre Tanning Cream* in the same two formulas; *Bronze Lustre Tanning Foam; Bronze Lustre Sun Stick* to protect lips, nose, eyelids.

Antoine's *Bain de Soleil* comes in several forms too, the new *Foam* and the new white cream as well as the improved but familiar dark cream, and the fluid *Bain de Soleil.*

Coppertone is a liquid sun screen and tanning agent. *QT* (Quick Tan) does just what its name implies.

Max Factor has *California Bronze* suntan lotion and oil.

Renauld of France, makers of those fabulous sunglasses, has *Beauty on the Beach;* it conditions and moisturizes, is a fragrant and charmingly packaged sun-screener. THE END

Proverbs at Work

(continued from page 36)

from your problem/from yourself." (The first four of these are taken from the realm of war or organized sport. In their natural settings they have legitimate meaning. Outside the areas, they are poppycock. As for the last, moral and legal responsibilities cannot be evaded. Real inner turmoil will survive any change of scene, but the nuisance factors can be reduced and much of the pain allayed by the act of cutting loose if, of course, cutting loose is indicated. If not, putting some distance between you and the focus of your troubles can help contribute to the solution.)

Proverbs Intended to Reconcile You to the Objectionable: "Beggars can't be choosers." "Half a loaf is better than none." "Cut your coat to fit your cloth." "As you make your bed, so must you lie." "Better to bend than to break." Who says you're a beggar? Is there no more bread—or cloth—to be found anywhere? Why not get up and plump the pillows and smooth the sheets? Are "bend" or "break" your only alternatives? How about stepping to one side?

Proverbs Intended to Discourage Growth and Change, to Get You to Quit Trying, to Take the Fun Out of Life: "Let the cobbler stick to his last." "The jack of all trades is master of none." "Don't attempt more than you are able." "The leopard cannot change his spots." "You can't teach an old dog new tricks." "Act your age." "No fool like an old fool." At this point you should be proverb-wise enough to play the game their way. The proper responses here include: "Variety is the spice of life." "The wise hunter has two strings in his bow." "It's never too late to mend." "Better late than never." As for the last two, consider the source. "Act your age" dropped sneeringly from the lips of an 8-year-old boy; his target, a 12-year-old girl visitor who was trying politely to show enthusiasm for his monster collection. "No fool like an old fool" was heard a few days later, said by a girl of 13—going steady and deep-in-love—of her sister, 19, who had just headed off to a Rock Hudson movie, alone! THE END

You do a world of good by sending $1 Food Crusade packages to hungry people through CARE, New York 16.

SHOPPING INFORMATION

Cover: Laminated Avril rayon and cotton cloth—Tiger Fabrics. Basket—Bonniers. Flatware—Mayhew. "Shelledge Classic" china—Syracuse. Goblet—Bloomingdales. Umbrella—Azuma.

A LOVELY RESORT AT HOME

Page 43 (top): Portuguese rooster—Flairtime by Silvestri. Bird cage—Tunisian Trade Office. Lacquered wood apple—Luten-Clarey-Stern. Paperweight—MacDonald Forbes. **(Bottom):** Lamp, demitasse cups, saucers—Bonniers. White area rug—Stark. Stripe and plaid fabric—Stroheim & Romann. Print fabric—Patterson. Shells—Seashells Unlimited. Mirrored box, straw basket—Luten-Clarey-Stern. Black pottery flower basket, teapot, sugar bowl, bowl—Flairtime by Silvestri. Tray—Phoenix Pan American Shop. Candlestick, pillows—Design Research.

SUMMER TABLES

Page 56: Candleholders—Scarabaeus. Goblets—Bloomingdales. Salt & pepper shakers—Georg Jensen. Napkins—Leacock. Table, chair—Mayhew. **Page 57 (left):** "Variation" silverware—Rosenthal China Corp. Napkin ring cigarette holder, fans—Azuma. Candlesticks, brass plates—Bloomingdales. Napkins, black salad bowl—Georg Jensen. Wine cooler—Christofle. **(Top right):** Crystal—Val St. Lambert. Napkin holder—Jan Howell. Napkins—Leacock. Wicker coffee table, chair—Mayhew. Glass plates—Fostoria. **(Bottom):** Decanter, open salt—Bloomingdales. Napkins—D. Porthault. Crystal plate—Georg Jensen. Pitcher—Bonniers.

ALL-NEW FRISKIES MIX

It's the big difference that makes all-new Friskies Mix at least twice as tasty. The big difference your dog can not only taste but actually smell, see and feel! Because every crunchy chunk is crusted with meaty-flavored bastings—and packed with all the nutrients he's known to need. No crumbs he won't eat, either. So use this coupon to save 8¢!

NOW FLAVOR-CRUSTED WITH SAVORY BASTINGS!

IT'S TIME FOR

OUTDOOR PAINTING

By Roger C. Whitman

In most parts of the country, now is one of the two best times of the year to do outdoor painting. It's warm enough so that paint will flow freely. With April rains about over, we can reasonably expect some stretches of sunshine. Most important of all, most of next summer's population of flying insects is still dormant. (The other time of the year for house painting, incidentally, is during the first cool days of autumn.)

If you haven't thought about paints in the past few years, you'll find many changes. The old reliable linseed oil paints, the house paints which chalked as they aged, no longer rule the roost unchallenged. They still give as good a performance as ever, with excellent durability, ease of application, and wide coverage.

A new type of paint for exterior use on wood is becoming a favorite with home owners and professional painters alike. This is the type known as latex paint, also called PVA or vinyl plastic paint. It is no stranger to indoor surfaces, nor exterior masonry. But its wide use on exterior wood surfaces is comparatively recent.

There are good reasons for the steady increase of latex paint.

1. It spreads evenly and freely.

2. There's practically no drag on your brush or roller.

3. It can be used in a spray gun.

4. Drying time is much shorter than with oil-base paints. Instead of days, it's a matter of hours. If as little time as an hour elapsed after this paint was put on a house, not even a thunder shower would hurt it.

5. PVA latex paints are not affected by dampness. Chemically, they allow the wood to "breathe," so any dampness in the wood is vented through the paint film. Also, you don't have to wait for the wood to dry thoroughly before painting.

6. The clean-up chores are far easier than before. Since latex paint is a water-mixed paint, you can clean brushes, rollers, and trays in nothing but water—in short order too.

7. And if these advantages aren't enough, one manufacturer has a PVA paint which can only be described as "super-thick." In other words, there is more actual paint to the gallon. By concentrating the pigment more heavily, this extra-thick paint can be—*and is*—guaranteed by the manufacturer to cover any paintable, nonrusting surface in only one coat. True, the coverage is not great—about 350 feet per gallon. But if it saves the expense of putting on two coats, this is still more economical—especially with high labor costs.

With all the advantages of latex paints, there are limiting factors. To get the best results, the manufacturer's instructions must be painstakingly followed. If a particular type of primer is called for, no other type should be used. If a certain type of preparation is recommended, see that you do the job just that way. None of the directions is fussy, however. In fact, they are simple to follow.

Are there any limitations as to where latex paints should be used? Generally no. But some surfaces must be treated first with an oil-mixed primer—the type recommended by the manufacturer.

For example, if a house was previously painted with an oil-base paint, you should not apply latex paint until you have scraped off any loose, flaky paint and applied the recommended primer. But for bare wood, or over a previous coat of latex paint, the paint can be applied directly.

Siding or shingles of western red cedar or redwood must be surface-sealed with a primer selected by the manufacturer to prevent sap stains from bleeding through the finish.

This paint is good over asbestos-cement siding and asphalt shingles. It is particularly effective when repainting asphalt shingles, where the gravel coating has begun to loosen. This paint anchors the gravel particles so firmly that any further removal is a near-impossibility.

On nonrusting metal, such as aluminum, galvanized metal, or copper, no primer is used. If the metal is clean, the latex paint can be applied directly. This is an advantage which is appreciated when painting long stretches like roof gutters and downspouts, as well as valley flashings.

A bare, rust-prone metal must first be given a primer, such as red lead or similar coating. If iron—such as a porch railing—has rusted, it is not necessary to sand off every scrap of rust before putting on the primer.

DELUXE MIRRO-MATIC PRESSURE PAN
MIRRO-MATIC Control automatically prevents pressure from going higher than recipe requires, 5, 10, or 15 lbs. Unbreakable. Never needs adjustment.

Will you spend more than 30 minutes cooking dinner tonight?

You wouldn't with a

MIRRO-MATIC PRESSURE PAN

A half-hour, or less, is all you need to put any of these nourishing meals on your table, *if* you speed-cook in a MIRRO-MATIC Pressure Pan. That's even less time than most frozen foods take — and far, far less than conventional cooking.

By the time you've set your table, cut the butter, made the salad, poured your beverage and dished up dessert, *dinner is ready!* And you've saved fuel, vitamins and minerals, as well as time.

MIRRO-MATICs come in several convenient sizes, just right for big families, medium sized families, or people who live alone. Select the one that's best for you, wherever they sell the finest aluminum.

Styled by Brooks Stevens

4-qt., with rack and recipe book, under $15. Others, from 4-qt. to 16-qt., $7.77 to $29.95.

MIRRO THE FINEST ALUMINUM

Good Housekeeping GUARANTEED

MIRRO SELECTED BY HOUSE OF GOOD TASTE HGT NEW YORK WORLD'S FAIR 1964-1965

MIRRO-MATIC TIMER $3.99 ($4.29 West)

COOK ANY OF THESE BALANCED MEALS OR MAIN DISHES IN 30 MINUTES (OR LESS!)

Beef stew • Round steak and sauce • Stuffed pork chops • Clam chowder • Lamb and green beans • Chop suey • Hungarian goulash Baked beans • Veal scallopini • Veal fricassee • Beef-noodle casserole Lamb stew • Spare ribs and kraut • Swiss steak • Chicken paprika Chicken soup • Pigs in blankets • Chili con carne

Most fresh vegetables are ready in minutes!

Do pressure canning, too — 4 pint-jars at a time!

MIRRO ALUMINUM COMPANY • MANITOWOC, WISCONSIN 54221
World's Largest Manufacturer of Aluminum Cooking Utensils

Simply scrape off the rust which is loose and flaky. What remains will be firmly bonded to the metal. This is a change from the old-time doctrine that every square micromillimeter of rust must be removed.

When you come to the "trim" of your house—the window frames, doors, and shutters—exterior enamel or special trim paint are the favorites. They have a gloss which, with one exception, latex paints do not yet have.

For porch floors and steps, where heavy, grinding foot traffic takes its toll, special floor and deck enamels still give the best service. In order to prevent rising ground dampness from blistering paint off the surface of the floor, it's an excellent preventive to paint the underside of the wood too. This will keep the dampness from penetrating into the porch floor's unprotected underside and working up to blister or mark the paint on the surface.

If masonry foundation walls have begun to leak due to failing mortar, apply special waterproofing paint. This is a heavy-bodied type of vinyl paint which works into the masonry surface and forms a waterproof barrier. It can be applied on interior surfaces as well as exterior. It is available in 6 popular colors and white.

This brings us to the part of outdoor painting which appeals to far more people than tackling a house: doing or redoing the outdoor furniture.

Here, surface preparation is also very important. If chairs, a settee, and a table are to spend the season on the lawn, by the pool, or even on an exposed patio, their smart appearance may not last unless the finish is put on correctly. A little attention to getting ready for the finish will pay dividends. In other words, read the label directions!

The principal types of finishes are exterior enamel (for wood or metal), spar or marine varnish, and wood stains. Prime coats are enamel undercoater or shellac (for varnish).

WOOD

As an example, let's begin with an unfinished chair you plan to enamel.

1. If not already satin-smooth, rub with fine sandpaper until it is. Wipe off sawdust with a cloth dampened with turpentine.

2. Place the chair upside down on a table or other working surface at a convenient height. Paint the bottom of the seat, legs, and rungs with the recommended enamel undercoater. Then turn the chair over and finish the job. (The reason for starting with the bottom is that it's far easier to pick up a chair by the back to turn it over than by the legs.) It is important to cover the bottom of each leg. When a chair or table stands on damp or wet ground, there must be no spot where bare wood is exposed. Once moisture begins working into wood, decay can result.

3. When the undercoat is dry, apply the enamel, either by brush or spray. Again do the underside of the chair first. When spraying, don't hold the nozzle too close to the object you're working on. If the enamel goes on too thickly, it will sag and run. Also thick spots stay sticky. Two thin coats are far better than a thick one.

4. If you remove the wet-finished chair to make room for another at the worktable, stand each leg on a piece of foil. This will minimize the chance of rubbing the finish off the bottom of the legs or getting dirt stuck in the wet enamel.

5. If you are covering last year's finish, which is still good, sand down, smooth off any flaky areas, wipe clean with turpentine. Then proceed to finish as above.

6. If you must remove a previous finish, follow label directions on the can of remover meticulously. Be sure to remove the remover; it may continue to act on the new finish.

7. If any legs or rungs seem a little shaky, don't paint until you have firmly glued or braced them. When finishing, be sure you completely cover all joints with enamel to prevent any entry of moisture.

NATURAL OR STAINED FINISH

1. Follow preparation steps as above. Wipe on or brush on desired stain. Sand lightly to remove any rough ends of fibers which may have been raised by the stain. Wipe off dust with a turpentine-dampened cloth.

2. Apply a thin coat of pure, fresh, white shellac. This will act as a primer and present a uniform surface to the varnish.

3. Apply two thin coats of spar varnish or clear marine varnish. When the first coat is thoroughly dry, sand lightly, wipe off dust before thoroughly applying the second coat.

METAL FURNITURE

More surface protection is needed with iron and steel than with nonrusting metals, such as aluminum and chrome. Using a wrought-iron patio chair as an example, here is the procedure:

1. Sand off any loose or flaking enamel and primer. If there is any rust, sand off all that's loose. Any remaining rust will be bonded to the metal itself.

2. Apply metal primer to bare metal. Use the type containing fish oil so the remaining rust will be neutralized. Sand lightly, wipe clean.

3. Apply one or two coats of any good metal enamel made for outdoor exposure.

In the case of aluminum furniture, the procedure is even simpler.

1. Roughen the aluminum with very fine sandpaper or steel wool. The purpose is to give the enamel the best possible bond which is not easy with aluminum.

2. Wipe clean with turpentine, to remove any traces of grease.

3. Apply one or two thin coats of enamel with brush or spray. If the seat and back are not removable, be sure to give them adequate protection from any spray.

Chrome is so slick a surface that finishing it with ordinary home methods is not satisfactory. If the chrome has begun to wear, it's much better to take it to a metal shop and have it replated. If you have a metal fence—either the heavy chain type or the wire variety—you'll find the quickest way to paint it is with a spray. To prevent the spray from blowing, hold a large piece of cardboard on the other side of the fence, keeping it opposite the spray.

A final suggestion before you begin outdoor painting, a suggestion culled from personal experience: check and double check that you have enough of everything you'll need. There's nothing worse than running out of something vital on a Sunday afternoon. No paint store is open. THE END

We'd like to send you a spoon!

Try a spoon on your table. Just select your favorite and send coupon with 50¢ in coin . . . At fine stores, a 52-piece service for eight costs only $89.95; a six-piece place setting, in Bridal Gift-Pak, $10.95.

Castle Services, Dept. 45, Box 111, Verona, N.Y. 13478
Please send teaspoon in _____ pattern. I enclose 50¢ in coin.

Name _____
(PLEASE PRINT)

Address _____

OFFER VALID ONLY IN THE U.S.A., EXPIRES JUNE 30, 1965.

COMMUNITY® SILVERPLATE BY ONEIDA SILVERSMITHS

NEWS and NOTES

We lunched at Julius Monk's famous Plaza 9, which turned out to be a gay and festive affair announcing Standard Brands' glorious new **Royal No-Bake Cheese Cake Filling.** It can be made in minutes. The 10½-ounce package contains an envelope of cheesecake filling and one with graham cracker crumbs. One package is perfect for an 8-inch pie plate, flan ring, or springform pan. 53¢.

No doubt about it, we food editors love to eat, and it was our month for eating out. Another invitation took us to lovely Carlton House for a superb New England Country Garden luncheon where Underwood unveiled their new **chicken spread.** Primarily for sandwiches, it can also shine in any recipe that calls for diced or shredded chicken. Tasty it is too, for we tried it several ways. At this luncheon we picked up some interesting facts



about sandwiches. Do you know that in California alone, for instance, 51 million sandwiches are eaten each week? Healthy appetites we Americans have! Chicken spread comes in a 4¾-ounce yellow-wrapped can and sells for about 39c.

Great news for date lovers, the eating kind we mean. New **Diced Dates** from California Date Growers Assn. Betty Baker and Good-As-Gold Diced Dates are cubed pieces of pure, fresh California dates coated with sugar. A

10-ounce plastic container holds two cups. They are pitless, ready to use, easy to handle, not sticky, and time-saving. Good for salads, sprinkled over dry cereal, baking, and any recipe calling for diced dates.

At a breakfast at Tavern-on-the-Green, Ac'cent introduced three new flavor seasonings in those wonderful monosodium glutamate crystals, which trigger the flavor-producing element of foods and seasonings and make the taste buds more receptive to natural flavor. . . . they are **Ac'cent Smoke** for meats, fish, and poultry, **Lemon** for seafood and vegetables; and **Garlic** for salads, vegetables, and all types of meats.

Two new flavors in Jell-O Salad Gelatins: **Italian Flavor,** subtly seasoned with onion and garlic; **Sea-**

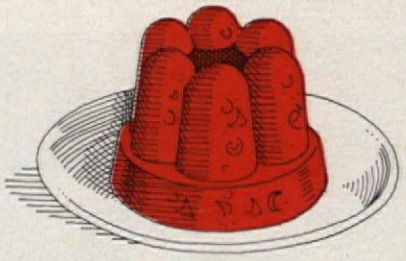

soned Tomato Flavor . . . a clear red gelatin with delicate seasoning, adds interesting color and tomato flavor to many recipes.

From Abbott Laboratories comes an **all-new version of Pream,** the coffee whitener, instantly soluble, in a brand-new amber colored, tapered wide-mouth glass jar; it is handsome enough to take to the table. Great for coffee, but the big news unveiled—its use in recipes calling for cream. We tried it in Crab Meat Imperial, Breast of Chicken with Sauce Suprême, Emerald Vichyssoise made with spinach and potato soup, Meringue with Chocolate and Almond Crème, and Strawberry Tartlets. It works!

How much do colds cost the average American family each year? The answer is estimated at $35 to $40. Spread of colds within the family can be minimized, health authorities say, by use of paper cups rather than a common drinking glass. A new **Dixie**

Cup Dispenser, handsomely designed for bathroom use, holds 50 fresh, clean 3-ounce Dixie cups. It is white Polystyrene and can be easily mounted on any surface. Sells for about 89c. A refill package is available with 100 cups per carton.

Ball Brothers Company has just introduced a **new wide-mouth jelly**

glass in a quilted crystal design. You will be able to find them in food markets for $1.39 for a tray of one dozen glasses. They are reminiscent of Early American pressed ware and have lids garnished with garlands of colorful fruits . . . they come to the table prettily and dress up the homemades that you give as gifts.

A timesaver tip from United Wallpaper Company. Make a record of the amount of wallpaper used in one room on a piece of paper—paste paper on back of a picture in that room.

We have just heard from Union Carbide Corporation about a new **rechargeable lamp** for people on the go. A dimmer switch that varies the light from a romantic glow to a brightness you can read by is a novel feature of the newest in cordless lamps by International Electronics. Called

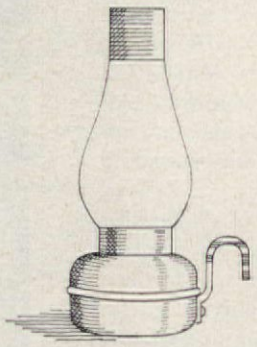

the "Smooch Lamp," it is a frosted chimney atop a base of bright brass finish. Its power comes from two C-size rechargeable "Eveready" nickel-cadmium batteries. Complete with batteries, two 1000-hour bulbs, 6' cord. Set, $19.95.

You may not have room for a vegetable garden. You may not even want to bother with "all that weeding and watering." But still you'd like the satisfaction and fun of growing a few fresh vegetables.

If you have any land at all, you can do it, say horticulturists at the Texas Agricultural Extension Service. Simply



plant vegetables in one of your small flower beds or along the edge of your lawn by the driveway or street.

Edge a fence with pole beans fronted with tomato plants. Or dig up a circular plot in your lawn. Put tall, poled tomatoes in the middle as the central attraction, then add peppers and a few eggplants. Edge these with onions, carrots, or radishes. THE END

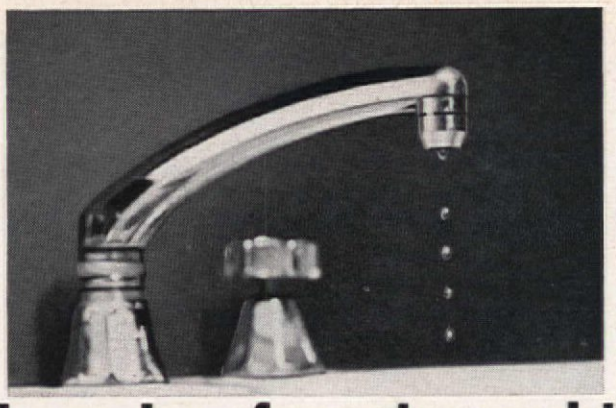

Remember when faucets used to drip?

American-Standard (who else?) puts an end to the whole plink-plink-plinkety problem. These are washerless faucets. No drip. No leak. No washer replacement. And look! They're single-control faucets, too. You can turn them off to on, cold to hot, with one hand tied behind your back.



No faucet fiddling with the American-Standard lavatory Push-Pull* with new acrylic handle. Pull out to start flow. Turn right or left to control temperature. $30.60** plus installation.

Bathing and showering are more convenient with American-Standard Push-Pull with new acrylic handle. One-hand control and only one handle to clean. $31.15** plus installation.

In the kitchen, the newly styled American-Standard Single Lever faucet is a boon to busy hands. Pull the handle forward and it's on. Right for cold, left for hot. $26.15** plus installation.

Replace your problem faucets with no-drip, no-leak, washerless faucets. Tell your plumber you want American-Standard single-control faucets, or call your American-Standard plumbing contractor. He's listed in the Yellow Pages.

AMERICAN-STANDARD

American-Standard and Standard are trademarks of American Radiator & Standard Sanitary Corporation

AMERICAN-Standard
PLUMBING AND HEATING DIVISION

AMERICAN-STANDARD, Dept. PA-565
Box 2, Midtown Station, New York, N.Y. 10018.

Please send your new booklet, "New Fashion Ideas for Bathrooms." I enclose 10¢ to cover mailing. I am modernizing_____. I am building_____.

Name_____

Address_____

City_____ State_____

County_____ Code No._____

In Canada, send to American-Standard Products, Ltd., 1201 Dupont Street, Toronto 4, Canada.

*TRADEMARK AR&SS CORP.

**MANUFACTURER'S SUGGESTED CONSUMER PRICE.

SHOP
YOUR

ANN McLAUGHLIN

AMERICAN HOME MARKET PLACE

READY FOR SPRING? You'll give your garden a flying start if you own the yard cart which holds everything you can possibly need for preparing, planting, and cultivating. Made of marine plywood, it is 33″ high, 47″ long, and 23″ wide. Bright red waterproof enamel-finish makes a gay note. It's free wheeling and easy to store. $29.95. Yield House, AH5, North Conway, N.H.



COPY CAT. The excellent design of Norway is evident in this reproduction of the Viking chair. Made of birch, it has a classic air which complements both modern and traditional decoration. $10.45 unfinished; $11.45 finished in blond lacquer; $13.95 in maple, walnut, cherry, pine, mahogany, or black lacquer. Order from Jeff Elliot, Department AH5, Statesville, N.C.

SOMETHING NEW for your refrigerator, the Teflon-coated ice-cube tray. Standard size and easy to handle, it is made of easy-to-care-for aluminum coated with magic Teflon. A touch of the finger releases perfect ice cubes. 11½x4½x-1¾″. One tray is $3.98; three are $10.95 and will make ice cubes aplenty! Order from Taylor Gifts, Department AH5, Wayne 6, Pa.



BACK IN FASHION, lacelike crochet. You see it everywhere. Here we show a pair of unbleached muslin curtains edged on two sides with a band of crochet. Easy to care for, tie-back curtains are 80″ wide and come in six lengths: 45″, 54″, 63″, and 72″ for $6.50 a pair. In 81″ and 90″ lengths they cost $8. 10x80″ valance is $2.50. Country Curtains, AHC, Stockbridge, Mass.

START CROWING about your house by hanging a handsome Chanticleer over the entrance door or inside on the chimney breast. Cast in aluminum, it is finished in warm wood tones. Comb and wattles are bright red, the tail feathers are proudly arched. Size: 27″ high by 17½″ wide. $16.45. Chanticleer is treated to resist the weather. Foster House, AH5, Peoria, Ill.

GIVE HIM THE BEST bar accessories! The solid brass ones shown have beautifully polished walnut handles. The three-piece set is $16.95. However, each piece is individually available. 10″ bottle opener is $5, 10½″ ice tongs are $6.95, and the 7″ double jigger is $5. He will treasure these pieces and use them whenever he entertains. Studio Shop, AH5, Box 526, Boston, Mass.

AROUND THE WORLD with two good-looking, lightweight tapestry woven cases may sound impossible but it isn't with "Travellette." One case opens to hang as a portable wardrobe, is fitted with plastic compartments. 16x13x4″. $6.98. The other is 15x6½x15″. $6.98. Both come in a light or dark background with multicolor design. Breck's, AH5, Breck Building, Boston, Mass.

GROW POWER can start with an inexpensive coin collection. The 1964 set of five United States coins is a good one with which to start a collection. It includes the famous Kennedy half dollar as well as the Lincoln penny, the Roosevelt dime, the Jefferson nickel, and the Washington quarter, enclosed in a plastic case. $2.95. Centre Coin, AH5, 13831 Ventura, Sherman Oaks, Calif.

FLATTERY gets you a handsome stepladder because it is copied from an elegant antique bamboo library stool. The reproduction is made of hardwood with turnings that look like bamboo. Finishes are natural, black, antique white, mustard, olive, red, yellow, walnut, or fruitwood. 48x26″. Steps are 9x16″. $45 express collect. Jenifer House, AH5, Great Barrington, Mass.

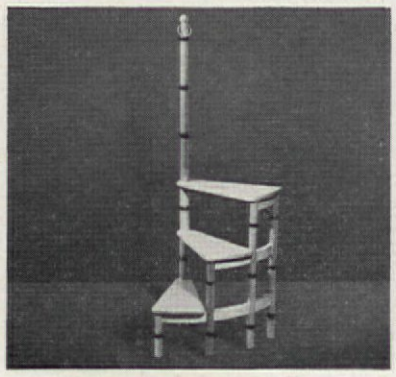

Otto Maya

CLEAR THE AIR with aerosol spray deliciously scented with a crisp mint scent. It is economical (the 6-ounce can is long-lasting) and enormously efficient. It's available, too, in other fragrances: cinnamon, bayberry, magnolia, lemon verbena, wild strawberry, potpourri, lavender, lime, or lemon. $1.75 the can. Carolina Soap & Candle Co., AH5, Southern Pines, N.C.

Order merchandise from the Market Place by sending your check or money order to the company mentioned. Unless otherwise stated, the postage is included in the price. Anything that is not personalized may be returned within seven days for a full refund.

BRECK'S *direct from Holland*

Imported Holland Bulbs

BULB SALE

GUARANTEED TO GROW

15 EARLY SNOW CROCUSES FREE!

This is **your bonus for promptness**—15 lovely Snow Crocuses! Rich yellow, delicate lavender—poke through the ground in sprightly crowds, undaunted by snow or frost, to let you know that Spring is on its way! Hardy, easy to grow—multiply and bloom year after year! Enjoy their beauty—**FREE** of charge—just **mail in your orders early! Deadline is July 10, 1965!** This is just **one** of many advantages of promptness! You also save up to 47%, get the cream of the crop, avoid last-minute rush—and the possibility that supplies of the most popular bulbs will run out. So be wise—fill out that form **right now!**

LARGER QUANTITIES: Order No. 2865 20 for 1.00; 40 for 1.98; 100 for 4.75

ORDER NOW—get the cream of the crop at 47% savings! Later, you'll be glad you did! When others are desperately settling for left-over bulbs at skyscraper prices, you'll be all set, your garden planned out with the best bulbs—at lowest pre-season prices!

(A) QUEEN OF THE PINKS

(B) GRECIAN WINDFLOWER

(C) FIRESPRAY

(D) FRAGRANT HYACINTHS

BRIGHT HERALDERS OF SPRING

. . . Rescue You and Your Garden from Winter Doldrums

2535 QUEEN OF THE PINKS. Slender, fluted trumpets of soft creamy apricot, deepen thru amber to lovely pink. Perianth is sparkling ivory white. Large 3 to 4" flowers have the grace and delicacy of rare orchids. Watch them change colors! (Illus. A).
3 for 1.00; 6 for 1.98; 25 for 7.95

1941 FIRESPRAY. No other tulip like it! Flowers of flaming scarlet—from 3 to 5 on one 9" stem, from one bulb! Ideal for mass plantings, for more-for-your-money value! Early-blooming—provides striking color contrast to Daffodils. (Illus. C).
8 for 1.00; 16 for 1.98; 50 for 5.95

2972 GRECIAN WINDFLOWER. Brightly colored daisy-like Anemones up to 2" across, 5" high, with fern-like foliage. Bloom even before crocuses, last for months. Perfect for edgings, rock gardens—any spot that's sunny. Hardy, increase for years. (Illus. B).
15 for 1.00; 30 for 1.98; 100 for 6.35

1446 FRAGRANT HYACINTHS. ALL COLORS assortment—joy to behold! As in a line of beauty queens, each vividly colored spike enhances the beauty of its neighbor! All large, full-flowering; bloom for weeks—reappear year after year! (Illus. D).
6 for 1.00; 12 for 1.98; 25 for 3.95

1669 EMERALD KNIGHT. Rare display Tulip: exquisite wavy, pointed, soft-green petals—marked with dramatic brush-strokes of dark green. 20"! **Limited supply—order now!**
3 for 1.00; 6 for 1.98; 25 for 7.95

1214 PEONY FLOWERED TULIPS. Enormous peony-like double blooms in colors peonies never knew! May-flowering; 20" stems. Make lovely arrangements! Selected color mixture.
6 for 1.00; 12 for 1.98; 50 for 7.85

MIXED CROCUS. Throngs of gay blooms! In all colors—even striped!
2873 Large Bulbs: 35 for 1.00 70 for 1.98; 100 for 2.75
2881 Jumbo Bulbs: 20 for 1.00 40 for 1.98; 100 for 4.75

2410 BRECK'S COLOSSAL. Glorious golden yellow daffodil—over 3½" across! Strong stems, brilliant color, and long-lasting flowers make ideal floral arrangements. Exclusive.
6 for 1.00; 12 for 1.98; 50 for 7.85

1776 ARABIAN MYSTERY. Breath-taking tulip boasts a "monarch's robe" of richest royal purple trimmed with ermine—always brings exclamations of delight. 18" stems.
7 for 2.00; 14 for 3.98; 25 for 6.75

3004 GRAPE HYACINTHS. Chubby little bells of deepest blue—long-lasting, full-flowering, fragrant! Picture-perfect with daffodils; in rock gardens. Multiply for years!
20 for 1.00; 40 for 1.98; 100 for 4.75

2006 PRESIDENT KENNEDY. Vigorous hybrid—noted for its tremendous size. Holds aloft a huge, clear-yellow globe of petals atop a strong, rod-like stem—30-in. high!
3 for 2.00; 6 for 3.98; 12 for 7.50

1933 PEPPERMINT STICK. Rare Asiatic tulip has slim, stylized shape, delicately tapered petals. Charming rose-and-white flower, white and purple inside. 12". Blooms for years.
7 for 1.00; 14 for 1.98; 50 for 6.75

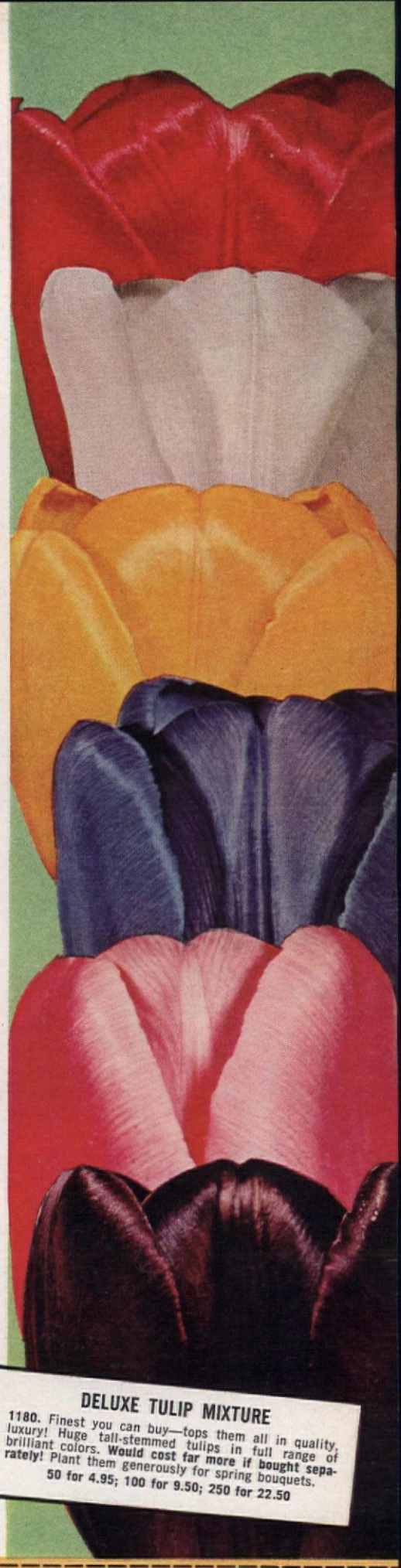

DELUXE TULIP MIXTURE

1180. Finest you can buy—tops them all in quality, luxury! Huge tall-stemmed tulips in full range of brilliant colors. **Would cost far more if bought separately!** Plant them generously for spring bouquets.
50 for 4.95; 100 for 9.50; 250 for 22.50

DAFFODILS

FOR NATURALIZING

1339. "A host of golden daffodils . . . fluttering and dancing in the breeze." Once you have planted this **economy mixture,** this glorious sight is yours to enjoy next spring and for years to come! Varieties are carefully selected for their long blooming season . . . their striking color combinations . . . their ability to increase in size and number, year after year! Scatter them generously around evergreens, shrub borders, rustic walks, vacant lots for unbelievably beautiful effects! Try planting them as spring highlights for your patio or rock garden. The bulbs are so healthy, they will flourish even in the shade! And at these **special bargain prices,** you can afford to light up your whole garden with their brightness!
25 for 2.95; 50 for 5.75; 100 for 10.95

BRECK'S B16 BRECK BLDG., BOSTON, MASS. · 02210

SALE ENDS

JULY 10, 1965

☐ I am sending money now—including postage and ins.

☐ I am sending no money. I will pay for bulbs plus postage & ins. when billed after shipment.

NOTE: Due to pre-packing in Holland, Bulbs must be ordered ONLY in quantity-units listed and multiples thereof.

QUANTITY	NUMBERS	BULBS	PRICE
		Add only 29¢ for shipping (any size order)	29¢
		TOTAL	

NAME _____

ADDRESS _____

CITY _____ STATE _____ ZIP _____

AN **OLD TIME VALUE** $7.95

EARLY AMERICAN LADDER BACK

(direct from workshop to you)

Incredible price for a chair with such hand workmanship, such built-in value, such a beautiful handwoven fibre rush seat. Handmade of solid native hardwood for generations of use. Lowest-priced chair with this desirable seat. Fully assembled.

Minimum Order TWO

Unpainted.....$7.95
Natural finish (blonde) $8.95
Maple, mahogany, walnut, cherry, pine or black lacquer finish.....$11.45

Height 42", Seat 17½" w., 14" d., 17½" h.

For matching Arm Chair add $4.00 to above prices.

Prompt shipment. Express charges collect. Satisfaction guaranteed. Send check or M. O.

Jeff Elliot Craftsmen

Dept. A55, STATESVILLE, NORTH CAROLINA

MEISSEN BLUE ONION STAFFORDSHIRE

from England

Dinner at eight—polished mahogany and fine linen—needs this lovely "Blue Onion" ware from England to complete the picture. Service for eight includes: 8 dinner plates, 8 salad/desserts, 8 soup bowls, 8 cups and saucers, 8 fruit dishes, vegetable server, platter, sugar and creamer.

Complete 53-piece set, $29.95, shipping charges collect. Also available: Complete 55-piece set includes covered coffee pot, $32.50, shipping charges collect.

Jenifer House New Marlboro Stage, Dept. A-55, Great Barrington, Mass.

A MAN'S GIFT could be this set of four prints beautifully reproduced from original watercolors of H.A. Ogden. Military costumes are authentic in every detail and depict uniforms worn by the Continental Army during the years 1783 through 1799. Each print measures 13x15", would look handsome on a study wall. $3.95 the set. Picture-line, AH5, Box 575, Point Lookout, N.Y.

CAN'T PUTT AT 6 FEET? The "Little Magician" is the club you need. Made of polished aluminum, 29½" long, it weighs 17 ounces! With it you can employ the croquet stance, have direct vision for aiming, and use the pendulum action for precision putting. Wrap this up as a gift for Father's Day. $6.95. John W. Lambert, Department AH5, 330 Athens St., Jackson, Ohio.



FAIRY LIGHTS could come from clear white apothecary jars set in a row on a buffet table. 8" high, each jar holds a long-burning candle which comes in a wide assortment of colors and fragrances: magnolia (white), jessamine (yellow), pine (green), cinnamon (brown), or carnation (blue). $1.75 for one jar and candle. Carolina Soap and Candle Co., AH5, Southern Pines, N.C.



Sneakers and Casuals for . . .

TALL OR BIG MEN!

Sizes 10 to 16 AAA to EEE

$4.95 AND UP

- 70 shoe styles: dress, sport, work
- PLUS extra long McGregor jackets, sport, dress shirts, sweaters, slacks
- 100% guaranteed sold by mail only

send for free 48 page full color catalog

KING-SIZE Inc. 6025 Forest St. Brockton, Mass.



FINISHED OR IN KIT

Magazine Tree

Just developed in our workshop—a compact, easy-to-carry Magazine Tree! Holds over 75 magazines, catalogs, newspapers, journals—all shapes and sizes. Pick them out, wrinkle-free, quickly, easily. It's a brand-new idea for home, office, or reception room—ideal where space is a problem. 12" W. 13" D. 30" H. Finely crafted of rich grained pine, hand rubbed to a satin sheen. Hardwood spindles and carry handle. Honey pine or maple finish.

$14.95 *Exp. Chgs. Col.*

COMPLETE EASY-DO KIT. Prefitted, drilled, sanded, ready to finish. Simple instructions. **$9.95** *Postpaid. Add 75¢ West of Miss.*

LARGE NEW FREE CATALOG—700 PIECES—
Finished and Kit Furniture in Friendly Pine.

Include your Zip Number
Not Sold in Stores

YIELD HOUSE
Dept. A5-5, No. Conway, N.H. 03860

THE LOVABLE CLOWNS

Two reproductions in magnificent full color of original oil paintings by James E. Price, prominent New England artist. Full size 16x20 inches ready for framing. These are not miniatures.

Set of two $2.00 Postpaid. No C.O.D.

Sargeant Reproductions
12 Cummings Road
Brookline, Mass. 02146



CURTAIN CHARM
WITH RUFFLED BLEACHED MUSLIN

Tieback
45", 54", 63"
72" long.....5.50 pr.
81", 90" long.....6.00 pr.

Tier
20", 25", 30", 36"
40" long.....4.00 pr.
2 pair to window....8.00 pr.
Both types 70" wide per pair

Matching Valance
11" x 74".....2.00 ea.

ALL PRICES POSTPAID

Order these BLEACHED MUSLIN curtains with all the original New England simplicity, warmth and handmade look for every room in the house. Practical, long-wearing, these white muslin curtains will retain their crisp appearance with a minimum of care.

Satisfaction guaranteed. Send check or money order. No COD's please. Write for illustrated brochure showing other curtains, dust ruffles and pillow shams in bleached and unbleached muslin as well as burlap, floral prints, calico ruffles, organdy, Oznaburg, and bedspread fringe.

COUNTRY CURTAINS Dept. 52 Stockbridge, Mass.

CUPOLAS WEATHERVANES

Send today for our FREE CATALOG illustrating, with prices, many styles and sizes of cupolas and hundreds of unique weathervane designs. Cupolas from $18.50 to $394.00. Weathervanes from $9.75 to $500.00.

CAPE COD CUPOLA CO.
Dept. AH-26 • Box 2096
New Bedford, Mass.

FlexPort PET DOOR

Why be a doorman for your dog or cat? FlexPort ends scratched doors and whining. Keeps out flies, wind, rain. Gives you and pet complete freedom. Soft plastic triangles close gently and tightly. Easily installed. Send for free folder.

TUREN, INC., Dept. AH-5
2 Cottage Ave. Danvers, Mass.

At Last!

THE ONE PERFECT WINDOW or WALL BRACKET

to hold plants, glass bottles or bric-a-brac. Fits all windows. Holds securely. Comes with instructions. Order now and enhance your windows and walls. Made of black tole, 4¾" dia.

3 for $2.95 *plus 25c postage.*

Send 10c for Early American Catalog.

The FROG HOLLOW HOUSE
Box 246—A Bethpage, N.Y. 11714

FREE

Hurry! Write for your

Free Wallpaper Catalogue

Clearance sale of our 1965 patterns.

Sensational Savings We Pay Postage

BURLINGTON TRADING POST
1800 Burlington Ave. North Kansas City, Mo.

A BOLT OUT OF THE BLUE

It's onion material by the yard! White cotton background with the design in the traditional Meissen blue. This can be used for bedspreads, draperies, curtains, table mats, aprons, little girls' pinafores, slip covers, etc. It is 48" wide. Repeat is 10". **$3.95** a yard, including postage.

Sorry, No C. O. D.'s

Edith Chapman
ROUTE 303 • DEPT. AH-55
ROCKLAND COUNTY, BLAUVELT, N.Y.

---

500 ZIP CODE LABELS – 50c

Start using the new ZIP code numbers on your return address labels. ANY name, address and ZIP code beautifully printed in black on crisp white gummed paper with rich gold trim. Up to 4 lines. 2" long. Set of 500 labels in plastic gift box, just 50c. postpaid. Fast service. Money-back guarantee. If you don't know the correct Zip code number, just add 10c per set and we will look it up for any address. Same fast service. **Send for free catalog.**

Walter Drake & Sons
405-10 Drake Building
Colorado Springs, Colorado 80901

NOW! COLOR THAT REALLY LASTS ON CONCRETE

KEMIKO

PERMANENT CONCRETE STAIN

Kemiko is the permanent concrete color stain that will not crack, chip or peel. Easy to apply. Ideal for walks, porches, patios, pool decks and driveways. Available in decorator colors as beautiful and permanent as the Grand Canyon itself. Kemiko has been the choice of leading architects for 30 years.

FREE COLOR BROCHURE
Ideas for color conditioning your concrete—indoors and out.

ROHLOFF & COMPANY - Dept. A5
918 N. Western, Hollywood 29, Cal.

The BASK-ETTE Cover

- choose sophisticated stripes or summery solids for our popular slipcovers that rejuvenate, preserve and dress-up modern basket chairs. Snap-on, washable sailcloth cover completely envelops chair both front and back, with draw-string bottom for tight, tailored look. Fits any chair up to 32" round. **$4.95 ppd.**
- stripes in black/white, blue/white, pink/white or red/white
- solid colors in yellow, bright red or turquoise.

free catalog

The **patio** **1672 old skokie rd. dept. a54 highland park, Ill.**

TRUNK DECORATING

Illustrated Booklet
TRUNKS TO TREASURES
Shows step by step how to enjoy this fascinating and creative hobby. Make hope chests, blanket chests, toy boxes, etc.

INCLUDES IDEAS FOR DECORATING AND FULL COLOR ILLUSTRATIONS
ONLY $2 POSTPAID or TWO COPIES FOR $3.50
TRUNKS TO TREASURES, LTD.
P. O. BOX 12464—B OKLA. CITY, OKLA. 73112

HEAVY HANDED? Designed for the woman who cooks and is never sure of measurements, the wonder cup. Made of plastic with easy-to-read numbers printed in black, it shows to the grain or to the drop how many ounces, cups, or spoonfuls needed for a recipe. It comes in gay-as-spring yellow and white colors. $1.25. Crescent House, AH5, 135 Central Park Rd., Plainview, N.Y.



DOWN ON THE FARM milk and cream are carried in sparkling chrome-finished cans. To amuse the children when serving them at the nursery table try using a miniature jug and pail for holding milk and sugar. The cunning set comes with its own serving tray. Each container is about 2½" high. $2.50 complete. Medford Products, Dept. AH5, 752 Fulton Street, Farmingdale, N.Y.

A BETTER HANGER for bathing suits is the one shown here. It's designed to hold bikinis, shorts, one- or two-piece bathing suits. Because it is plastic covered it will not rust and because it is compact you can pack it in a suitcase. It will be a handy item to have on all your trips. $2.29 for three hangers. Order from Here's How Co., 59 Tec Street, Hicksville, N.Y., Department AH5.

Send for your New Forslund Catalog...50¢

New, big and colorful! 124 pages filled with Quaint American Furniture and all the nice things that go with it—so many exclusive with Forslund—many made in our own little Grand Rapids manufactory. Our first new big catalog in four years!

Carl Forslund
(Father and Three Sons)
Dept. AH, 122 E. Fulton St.
Grand Rapids, Michigan

Let's Have a LUAU

Festive and gay, a luau's also easy to plan. Handbook gives easy-to-prepare recipes, ideas for exotic decorations and table settings, colorful costumes and hip-swinging entertainment. (Luau materials catalog included.)

Send 10 cents to Orchids of Hawaii, Box 1100, NYC 10001.

Spanish Lantern

Reproduced from a Spanish Inn's welcoming light. Wrought iron with filigree and glazed with art glass to protect candle flame. (Converts to electricity.) 14" high, 8" wide. Black or Antique Bronze finish. *Satisf. Guar.* ($3 deposit for COD) $6 Ppd.

OLD PUEBLO TRADERS
622-AL-So. Country Club Rd.
Tucson, Arizona

Fire Dept. App'd

BURN TRASH
SAFELY OUTDOORS

Burn household and yard refuse safely outdoors in any weather without watching. Scientific draft design ends neighbor annoyances of sooty fly ash, smoke, smell. Will burn damp, green material to fine ash. Made of aluminum bonded to steel. World's finest. Sent postpaid with money back guarantee. Add $2.00 W. of Denver.

2 bu. cap. $14.95
3 bu. cap. $18.95
6—10—15—20 bu. sizes available.

ALSTO CO., Dept. AH-5, 1384 Hird Ave., Cleveland, Ohio 44107

TITANIA
the most BRILLIANT jewel stone on Earth!—says the READER'S DIGEST about this amazing
MAN-MADE MIRACLE!

Unset "Titania" jewels, 1 to 5 carats, for your own rings, brooches, etc. Per carat ONLY $12*

1 carat "Titania" Solitaire set in a beautiful 14 kt. gold mounting. Complete ONLY $27*

1 carat "Titania" set in a Masculine box style 14 kt. mounting. Complete ONLY $35*

Write for FREE HANDY RING SIZE CHART & 120 PAGE FULL COLOR JEWELRY CATALOG.
*All prices plus 10% Federal Tax

REGENT LAPIDARY CO.
10 Day Money-Back Guarantee
Dept. AH-89 511 East 12 St. New York 9, N.Y.

MINIATURE
ANTIQUE
SCALE 1.95
Add 30c Postage

Everyone will be delighted with this handpainted black iron **MINIATURE ANTIQUE SCALE**. The balance is movable. Weights are separate. Six inches long.

Send 25c For Illustrated Catalog

MARTHA ANN'S Gifts
Box A 8536
Chattanooga
Tennessee

Carolina Presents
Plantation Scented Candle

Our Plantation Combo Scented Candle with green or brown Pottery Holder in gift box Burns about 36 hours.

Available in our most popular fragrances of Bayberry (green or brown), Strawberry (red), Lilac (blue), Carnation (pink), Lemon (yellow), Magnolia (white), and Pine (green). Order PC-2 $1.75 per box. 3 boxes for $5.00.

Free catalogue - PRICES POSTPAID, U.S.A. add 25c for West Coast

Jack and Jane Hicks
The Carolina Soap & Candle Makers
Southern Pines, North Carolina



PAGODA
WIND CHIMES
$1.00

Chimes from Hong Kong where you'll find them hanging in market places . . . blown softly by breezes from the China Sea . . . chiming a welcome to customers! Topped with ornamental pagoda roof, it's 14" long with brass chiming rods and metal flag below to catch breezes. Hang on porch, patio, in window . . . for a lovely Oriental accent! Certain to please the whole family. Chiming gift. Unusual. Buy 3 or more and save! $1.00 ea., 3/$2.75 Post Paid.

Please Include your Zip Code
Write for FREE Gift Catalog.

Foster House
Dept. 405 Peoria, Ill. 61601

PEPI-the-POODLE BAROMETER
Instant weather news from Pepi-the-Poodle, man's best barometer. When Pepi is blue, the sky is, too. When Pepi is pink, reach for your raincoat. Gray predicts snow, violet change. Made in Italy of white 'Alabaster'. 3¾" high. Adorable gift. *Add 25¢ per order P.P.*
13706 Pepi Barometer. $1.00; save, 3 for $2.79

SINCE 1818 BRECK'S OF BOSTON
Z57 BRECK BLDG. BOSTON 10, MASS.

EARLY AMERICAN
JOHNNY SEAT

An original creation. Striking Brass Eagle adorns cover. Decorative, hand rubbed pine finish captures beauty of wood grains. Perfect match to any bath. Of molded wood, jointless, seamless (one piece construction). Has wipe-clean finish. Cannot crack, chip, peel, or warp. Complete with break-proof matching hinges, cover fits all units.

Only $8.95 plus 50c pp & hdlg.

Send check or M.O. Satisfaction Guaranteed

CRESCENT HOUSE | Dept. AH-55 135 Central Park Road Plainview, L.I., N.Y.

GIFT SHOPPING for the June Bride in the OLD SOUTH

CUPID PRIMPING MIRROR

Reflect your good taste in gift giving with this romantic cupid primping mirror. It is another treasured antique pattern cast in aluminum which measures 12" x 17" overall and has an easel back. Available in a choice of antique white, pink or gold $7.50 ppd.

Send today for your free Gift Guide of Old South Reproductions.

MOULTRIE MFG. CO. Dept. AH, MOULTRIE, GA.

Occasional Table

with hand-rubbed Salem maple finish is unbelievable at this tiny price! Where will you find a bargain like this; solid wood, two-tier, three-legged table which looks like an antique, and will please the most discriminating person fond of fine things! 24" high 14" diam. it will fit right in beside a favorite chair, for lamp, knick-knacks, planter, candy dish or ashtray. $9.95

PLEASE ADD $1.00 POSTAGE
Pa. Res. Add 5% Sales Tax • Sorry no COD'S
SEND FOR FREE GIFT CATALOG
TAYLOR GIFTS 226 Wayne Ave., Wayne 6, Pa.

EARLY AMERICAN
PINE SHELF

Enjoy your shelf in any convenient and eye-catching spot. Supported by reproductions of old black wrought-iron brackets, the surface interest alone makes it worth the price. Shelf is nicely finished pine, 17½" long and 5½" deep, to hold spices in a country kitchen, jars in the bathroom, or showpieces anywhere.

Wrought Iron Brackets, only $2.75 Set

Only $4.95 Plus 50c Postage & Handling

Send 10c for Early American Bathroom Catalog—Visit our Early American Showroom

MEDFORD PRODUCTS
Dept. AH-5, 752 Fulton St., Farmingdale, L.I., N.Y.

BOUQUET WINNER . . . "OURS EXCLUSIVELY"

LINED LACE SHEATH

Enjoy the festive occasion in this understated cotton lace sheath . . . you'll look your best daytime or night. It's lined—no slip needed . . . perfect for traveling. Navy, light-blue, beige. 12-20; 14½-24½. (2nd color please)

11.99
(*Add 69c Pstg. Hdlg.*)

HERE'S HOW CO., INC.
Dept. AH-53
59 Tec St.
Hicksville,
L.I., N.Y. 11801

should you buy a swimming pool?

NEW POOL HANDBOOK ANSWERS YOUR QUESTIONS. Will a full-size pool fit on your lot? Where should you place it? What about sun, wind, privacy? Which is easiest to maintain? All the answers are in the new, colorful, 12-page, illustrated Spartan Pool Handbook. It also gives you all the facts about the pool that won national first prize (Gold Medal) for design excellence in 1964 — the Spartan Steel Swimming Pool — priced low as $29.95 a month. Write for your **free Spartan Pool Handbook.**

Spartan® pools Dept. AH-12, S. Kearny, N.J.

SPRING SPECIAL
Baby's First Shoes
BRONZE PLATED IN SOLID METAL
Only **$3.99** a pair

COMMENDED by PARENTS' MAGAZINE

Limited time only! Baby's precious shoes gorgeously plated in SOLID METAL for only $3.99 pair. Don't confuse this offer of genuine lifetime BRONZE-PLATING with painted imitations. 100% Money-back guarantee. Also all-metal Portrait Stands (shown above), ashtrays, bookends, TV lamps at great savings. Thrillingly beautiful. The perfect Gift for Dad or Grandparents. SEND NO MONEY! Rush name and address today for full details, money-saving certificate and handy mailing sack. WRITE TODAY!

AMERICAN BRONZING CO.
Box 6504-C Bexley, Ohio

---

even if you never painted before
YOU CAN LEARN TO PAINT ROSES!

Learn this proven easy method to decorate gifts in oil for pleasure or profit. Uncover your hidden abilities in this exciting home study course. Watch roses, flowers, fruits, birds, soldiers "come alive" under your brush in beautiful shaded strokes. Learn the techniques used by professional decorators to turn discards into treasures.

Write today. Send 25¢ for color brochure, complete information, and catalog of decorative items available from school store.

DECORATIVE ARTS INSTITUTE
Drawer 7088A12 Wichita, Kansas 67201

TREASURE FOR MOTHER. On her day, May 9th, present her with a handsome gift, the gold coin bracelet. A United States five-dollar gold piece is set in a 14K gold rim and hangs from a heavy 14K gold link bracelet. The coin is a 19th-century collector's item. $125 complete. Johnston Jewels, Ltd., Department AH5, Hotel Waldorf-Astoria, Park Avenue, New York, N.Y.

FOR PIERCED EARS, fashionable foible of the moment, the thing to wear is 14K gold. Shown here are wonderfully priced earrings made of 14K polished gold balls, of 14K frosted gold balls, and of lustrous jade balls. Each set is only $5.00 the pair. At this price anyone can have an outstanding earring wardrobe. International Gem, AH5, 15 Maiden Lane, New York, N.Y.

TOUCH OF MAGIC. Brighten a picture frame enclosing a cherished painting with "Treasure Jewels." A palette of 12 wax gilt colors has been added to "Treasure Gold." Rub on with finger. $2 a jar. Aquamarine, pink quartz, topaz, sapphire, rose quartz, emerald, indigo, ruby, yellow, bronze, and onyxite. Connoisseur Studio, Box 7187, Louisville, Kentucky.

Sterling silver personalized, wedding decorated . . . what a lovely way to cut the cake, while everyone applauds! Exquisite sterling handle, over 9" long, and serrated to do the job neatly. Send bride's 3 initials, groom's 3 initials, and wedding date to be engraved—it's an heirloom to remind her forever of the first cake it ever cut! Gift boxed, story card enclosed. *$4.95 Check, M.O. or COD. Satisfaction or full refund. 48 page Bride's Catalog free. Immed. delivery. Joan Cook, Bluebook for Brides, Centerport 27, N. Y. Phone 516 AR 1-0250.*

NOSTRADAMUS SAW THE FUTURE

"COMPLETE PROPHECIES OF NOSTRADAMUS" — CONTAINS EVERY STARTLING PREDICTION TO THE YEAR 3797 A.D.

LOOK IN THE FUTURE

This is the only existing volume that can give you every prophecy by NOSTRADAMUS to the year 3797 A.D. Past events have come true with uncanny accuracy — NOW SEE how many of the 1000 prophecies in this great book may affect you!

This hard cover 350 page giant volume includes ALL of the original Old French Text, and exact literal English Translation ingeniously interpreted and explained by Henry C. Roberts.

GREAT EVENTS from NOSTRADAMUS—
Predictions include: ATOMIC WARFARE! Date of Next World War! Time of PEACE ON EARTH. How do you fit into this chain of events? Read every amazing prediction in the "Complete Prophecies of Nostradamus".

$5.95 ppd. Send check or m.o. to
EMBASSY SALES, Dept. A
Box 67, E. Elmhurst, N.Y. 11369

NEW! SAFE AUTOMATIC HAIR REMOVER

SAFELY REMOVES UNWANTED HAIR FOREVER!

PERMA TWEEZ . . . the only 'one-step' home electrolysis unit. **Only** automatic instrument with special **patented** safety feature that destroys hair root **without** puncturing skin! **Automatic action** gives maximum protection not found with ordinary devices. Easy-to-use "tweezer-like" **PERMA TWEEZ** removes all unwanted face, body hairs permanently! Positive results without complicated controls or wires. Send check or M.O. **14 day money back guarantee.** Professionally endorsed. **$14.95 ppd.**

GENERAL MEDICAL CO., Dept. A-16
7906 Santa Monica Blvd., Hollywood 46, Calif.

CIVIL WAR PISTOL

$5.50 *each* **$9.95** *a pair*
We pay the postage

PLEASE—LIMIT: 2 PISTOLS PER ORDER

The perfect addition to or finishing touch for your DEN, BOYS' ROOM or EARLY AMERICAN ROOM. These Pistols are authentically reproduced in heavy wood and metal. Each is 14" long and has a genuine used look. Actually shoots cork mini-balls (included). Also included is an attractive brass chain for hanging. Send check or M.O. to

MARTIN HOUSE
2 Mayfield Lane **Valley Stream, N.Y. 11581**

NON-SWIMMERS SWIM INSTANTLY

Yes, now, you too can swim—a new, easy way—FAST. New, improved, patented, 4 oz. swim aid, 1/25" thin, with adjust. capacity is worn INVISIBLE and unnoticeable under any reg. bathing suit and swim trunks. Non-swimmers swim quickly and easily with little effort. Poor swimmers look like champions. Relax and join the water fun. Order your World-wide Invisible "SWIM-EZY" today, lasts for years. Made in U.S. Satisfied users in 53 countries. Send only $7.95 plus 32c tax in Cal. Give WAIST SIZE. 10 day money back guar. Airmail add 42c. Swim-Ezy Mfr., 2245 N. Lake Ave., Dept. A-646, Altadena, Cal. 91001

SLENDERIZE

Now . . . Shed moisture weight. Works on steam bath principle, effective at work or asleep. Can be worn without detection.

Panties—for waist & hips	$2.50
Knee-Pants—for waist to knee	2.95
Chemise—for bust to thigh	3.95
Long-Pants—for waist to ankle	4.95

Send measurements with check or money order to (Sorry no COD's)

GRAHAM ENTERPRISES
P.O. Box 7219, Dept. AH-55 Los Angeles 22, Calif.

BE YOUR OWN

Music Teacher

Send for Free Book Telling How You Can Learn ANY Instrument This Easy A-B-C WAY

NOW it's easy to learn music at home. No tiresome exercises. Play tunes right away. Pictured lessons show how. Low-cost easy-pay plan. Write to U.S. SCHOOL OF MUSIC, Studio A1795, Port Washington, L. I., N.Y. 11050. *Est. 1898. Lic. N.Y. State Educ. Dept.* No salesman will call. Tear out.

Build Your Own Business While Still Employed

Add to your income with YOUR OWN nationally advertised business. Then expand to full-time. Gross $9 hourly profit plus $6 on each serviceman. Exclusive **absorption** process cleans **and revives** upholstery and carpets; also 5 other on-location services. Endorsed by McCall's and Parents' magazines.

We'll train, assist and finance you for all but a few hundred dollars. No shop or experience needed. Write TODAY (no obligation) for free booklet telling how.

DURACLEAN CO., 5-T65 Duraclean Bldg., Deerfield, Ill.

IF YOU WOULD LIKE TO FIND OUT HOW TO PLACE AN ADVERTISEMENT IN THE AMERICAN HOME MARKET PLACE, WRITE:

AMERICAN HOME MAGAZINE, DEPARTMENT MP
641 LEXINGTON AVENUE, NEW YORK, N. Y. 10022

CATALOGUE OF AMERICAN HOME NEEDLEWORK KITS

Beautifully illustrated in full color, catalogue is now available—
ONLY 25¢!

Send remittance and amount desired to:

THE AMERICAN HOME
Department CC, P.O. Box 76,
New York, New York 10046



NATIONAL PRIDE will urge Americans to buy "America's Family Album." It narrates in lively fashion the venturesome and sometimes boisterous episodes which contributed to making our country what it is today. Four hundred old prints and photographs illustrate scenes from our national life. $3.95. From The Churchill Co., AH5, 42 Middle Neck Rd., Great Neck, N.Y.

WHEREVER YOU GO you can enjoy a game when you own a set of Kling playing cards. These are made of plastic and paper-coated steel, are wafer thin, and shuffle, deal, and handle like the finest cards. A deck comes with a 20-inch square magnetic board that holds them in perfect position. $10 for board, cards, and tray. John Matthews, Box 402, AH5, Kew Gardens, N.Y.

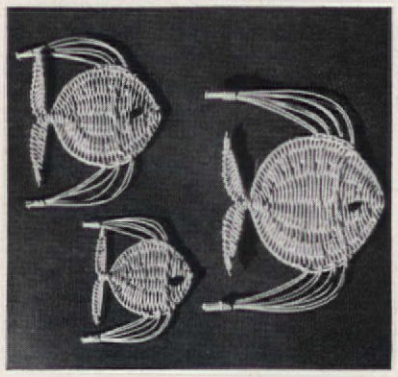

FISH STORY for the family room, three hand-woven, natural rattan plaques to hang on the wall. They're graduated in size (largest is 10" high, middle size is 7½", and the small is 5½"). Heavy wire frame keeps each silhouette in perfect shape. One or more sets make a nice decoration near the pool too. $1.98 the set of three. Helen Gallagher, AH5, 413 Fulton St., Peoria, Ill.

1000 Name & Address Labels $1
ANY 3 DIFFERENT ORDERS $2 ppd.
Sensational bargain! Your name and address handsomely printed on 1000 finest quality gummed labels. Padded—packed with **FREE,** useful Plastic **GIFT BOX.** Use them on stationery, checks, books, cards, records, etc. *Beautifully printed* on finest quality gummed paper—*1000 only $1.* **SPECIAL—SAVE MONEY! ANY 3 DIFFERENT ORDERS $2.** Makes an ideal gift. *Satisfaction guaranteed* or your money back.
TIME-SAVER LABELS
501 Jasperson Bldg., Culver City 1, California.

EXQUISITELY DETAILED CLASSIC
For Garden, Patio or Interior Decor
STONE CUPID
$19.95 **Indoor or Outdoor Beautifully Sculpted** Composition Stone Cherubs Selling Nationally at $125. Handcrafted by Italian trained artisans, solid steel reinforced, finished with the timeless beauty of weathered Pompeian stone
Life Size **Almost 3 Feet Tall**
F. O. B. Palm Beach.
All packing, crating and insurance **FREE**
GUARANTEED SAFE ARRIVAL.
SEND CHECK OR MONEY ORDER.
OLD WORLD STONE, Inc.
Dept. AH, 124 Worth Ave., Palm Beach, Fla.

FREE KODAK FILM!
Save up to 50%
FILM DEVELOPING
Finest Quality
JUMBO PRINTS
KODACOLOR 8 EXP. 120, 620 ROLL 828, 127 **$3.25**
BLACK & WHITE 8 EXP. 120, 620 ROLL 127 **.85**
Send Check or MO with exposed film. Free mailers & Price Lists. SATISFACTION GUARANTEED.
YANKEE PHOTO SERVICE Dept. 6
Box 1820, Bridgeport, Conn. 06601

No More Foot Misery with Pedi-Mold Insoles
Arch-supporting insole relieves fatigue, aching feet. Expertly molded to shape of foot, exclusive construction adds spring to each step. Circulation is increased, muscles strengthened. Bunion discomfort disappears due to recessed ball area, cushioned metatarsals. Flexible arch, cupped out heel. Soft foam rubber, won't flatten out. **Send shoe size and width or foot outline. Specify men or women. Ladies, state type of shoe.**
$3.00 2 pr. $5.70 ppd.
Pedi-Mold of N.Y. Dept. A-55, 565 Fifth Ave., New York, N.Y. 10017

Cordless ELECTRIC LAWN TRIMMER $5.98
Trims along walk, drive, terraces where mower can't go . . . no hand-clipping! Double-edge rotary cutter of tempered steel has safety guard. Adjusts to any angle. 3-position switch. 38" long. Uses "D" batteries (not incl.) Handy. $5.98 + 35c shipping charge.
Please Include your Zip Code
Write for FREE Gift Catalog
Helen Gallagher
Dept. 405 Peoria, Ill. 61601

Attention **PARENTS, GRANDPARENTS, AUNTS, UNCLES!** At home or away, Mothers need . .

Baby Buffet
. . . a pediatrician-approved, break-proof, compartmentized feeding dish-tray unit ideal for home & travel use. Engineered to instantly clip onto any high chair, household, restaurant or picnic table. Baby Buffet ends forever dropped and shattered baby dishes . . . eliminates food spilled on floors, tablecloths, high chairs.
Scientifically designed to ease food onto baby's spoon or fork, it is pressure molded of nursery white, Dow Tyril® . . . is completely free of odor or taste . . . certified stain proof and dishwasher proof . . . **unconditionally guaranteed for 5 full years!**
Exceptional insulating properties of this amazing mother's helper keeps foods warm longer, permits serving hot and cold foods in adjoining sections. Ideal gift to new parents or children through the age of 5 years. Comes ready for use in handy corrugated carrying case, only $4.95 postpaid. Money back if not delighted!
PUNKY HOLLOW ENTERPRISES
Dept. 12 · 5305 Wilson Mills · Cleveland, Ohio 44124

THE AMERICAN HOME MAGAZINE
GARDEN CENTER

Towering Masses of Lush Flowers and Foliage All Summer!

Giant Hybrid Clematis



• **Loads of iridescent flowers on hardy, graceful vines!**

These giant, prized Clematis—with blooms up to 6" across—blooms that start in late June and refuse to quit until early September—blooms and glorious foliage that will quickly vine over, up and around arbors, fences, tree stumps, even troublesome utility posts—will become your best friend this summer.

Order now for blooms this season! Clematis will amaze you with its rapid growth and mass production of flowers this year and even more beautifully every year after! Hundreds of shimmering flowers from each vine . . . plenty of long-lasting cut flowers, too!

Choice, hardy plants delivered in pots! These sturdy varieties are greenhouse grown and are nicely started in 2¾" pots. Easy to grow. Just give them a place to vine where they will be exposed to plenty of sun.

Dazzling Color Selection! Order early and receive your choice of these most popular varieties: Comtesse de Bouchard—gleaming pink flowers; Ernst Markham—bright red blooms; Jackmani—brilliant deep violet purple!

$2.00 ea.
(2 for $3.75) (3 for $5.00)

SEND NO MONEY: On delivery pay $2 for 1, $3.75 for 2, or $5.00 for 3 plus COD charge. We pay postage on prepaid orders. If not 100% satisfied, just return shipping label for refund of purchase price—you keep the plants.

Free Gift! For your immediate order, an amazing Air Plant Leaf. Lives on air—just pin to a curtain—sends out 8 to 12 tiny new plants.

— — Easy Order Blank — —
HOUSE OF WESLEY, NURSERY DIVISION
R.R. 1, Dept. 961-3, Bloomington, Ill. 61701
Send me _____ Clematis ☐ Prepaid ☐ COD
Name _____
Address _____
City _____ St. _____ Zip ____
COLOR CHOICE:
☐ Pink—668
☐ Purple—691
☐ Red—715

POETRY GARDEN PLACQUES
What could be more romantic than a verse from Lord Byron to express the spirit of your garden? Set this placque in a leafy corner. Made of cast aluminum, hand finished, in verde green with raised brushed letters and border, 18"w. x 29"H. with stake, $5.95 ppd. Send for free literature showing our other selections that are available at this time.

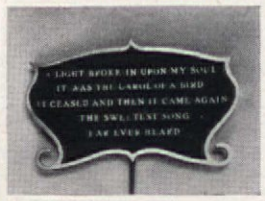

HOME INDUSTRIES, AH5, 330 Athens Street, Jackson, Ohio.

Triple XXX Rose Maker
GROWS BIG 6" ROSES — The rose food that was recommended in AMERICAN ROSE MAGAZINE. Rich organic blood base plus rare trace elements. Satisfaction or money refunded.
ONLY **$2.00** ppd.
TRIAL SIZE
Treats 20 Bushes
The Stadler Fertilizer Co.
1002 Denison Avenue
Cleveland, Ohio 44109



OUTDOOR GARDEN POOL $3.98
Beautify your garden with this exciting, one-piece sunken garden pool for sparkling goldfish and delicate water lilies. Molded of one water tight piece of aqua colored Polypropolen. Needs no plumbing. This easily installed, lightweight portable pool is sensational when surrounded by flowers, shrubs or garden plants. Use singly or in groups for aquatic display. Artistically kidney shaped, ideal garden size (3'5" x 2'3" x 8" deep at ground level), has recessed water lily pot to hold 1 to 3 bulbs. $3.98 complete or 2 for $7.65. Water Lily Bulb (Nymphaea Odorata) free with each pool. If C.O.D. postage extra. Cash orders add 50c shipped ppd. Be satisfied on inspection or return in 10 days for purchase price refund. From:
MICHIGAN BULB CO.
Dept. BP-1402 Grand Rapids Michigan 49502

7 Glorious "Rainbow" Colors!
Huge price cuts on popular perennials. Save 52% on hardy, easily-grown Iris! Lovelier each year. 1 each red, white, purple, yellow, pink, blue & multi-colored. If labeled, would be $4.20 to $7.00! **Order Now—All 7, Only $2.00** plus 35c packaging and handling. Send check or M.O. for $2.35. (No C.O.D.) This special offer ends Aug. 1. New 76 page color catalog of Peonies, Iris & Daylilies FREE with order. Or send 50c for catalog only.
GILBERT H. WILD & SONS, INC.
Dept. AH-55 Sarcoxie, Mo.
"WE WILL NEVER COMPROMISE QUALITY FOR PRICE" . . . . . Allen J. Wild

GREENER GRASS with LESS WATER!
Aerate your lawn, get water down to grass roots where it does the most good, with Wet Ducts. A famous Denver motel tried a few to clear up brown spots; results were so spectacular they put in 3,000! Try the introductory kit on problem spots—extra dry places, slopes where water runs off, etc. We're sure you'll be back to order a bigger pack! Each set includes inserting tool.

Kit of 15 Wet-Ducts _____ **$ 3.98**
Kit of 50 Wet-Ducts _____ **6.98**
Kit of 100 Wet-Ducts _____ **11.98**
Money back guarantee
We pay postage!



Water, Air, Fertilizer Get Right to Roots! Make holes in lawn with the special tool about 4-ft. apart, insert 8" plastic tubes flush with ground.
- Aerate, irrigate from the bottom up.
- Invisible, can't interfere with mowing.
- Permanent, can't rust or rot.

Walter Drake & Sons
405-31 Drake Bldg.
Colorado Springs, Colo.

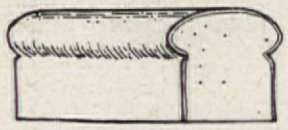

Knead it.

Beat it.

Slice it.

Chop it.

Open it.

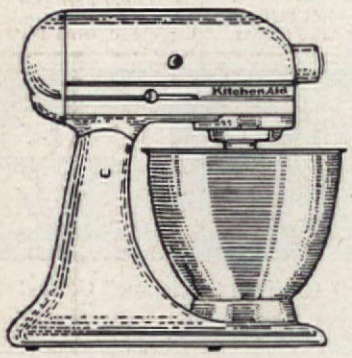

Buy it.

It's the KitchenAid Food Preparer Model K45. Complete with dough hook, flat beater and wire whip. You can mix anything from a single egg white to a rye bread or a delicious fruit cake. With available attachments, it can do the work of a counter-full of separate electric appliances. Want more information?

KitchenAid Electric Housewares Division,
Dept. KAH-5,
The Hobart Manufacturing Co., Troy, Ohio.

PLEASE SEND DETAILS.

Name_____

Address_____

City_____ State_____ Zip Code_____

FOOD PREPARERS by

KitchenAid®

HOW TO BUY A MATTRESS

The first requisite of a mattress is comfort. Don't look for softness alone because a very soft mattress, in all probability, will not give proper support. And don't be guided by verbal claims of firmness. There is no gauge for firmness; what may be firm to one may not be firm to another.

Most mattress manufacturers agree that the test of a good mattress is whether it gives proper support at the vital pressure points and keeps the spine straight. Since 85 percent of the body's weight is centered between the shoulders and hips, a mattress should give enough support at this area so that the hips don't sink, leaving the head high.

The only way to test for support and comfort is to lie down on the mattress at the store. Just sitting on it or squeezing it means nothing.

How long and how wide should your mattress be? It should fit your bed and for maximum comfort that bed should be 10 inches longer than its tallest occupant. This leaves five inches free at both ends. A person 5′6″ or more needs a longer bed than the old 75-inch length.

Every sleeper should have at least 38 inches of width for sound, uninterrupted sleep. Therefore, the old 54-inch-wide double bed (for two people) is steadily giving way to extra-sized bedding. The standard double size gives each occupant only 27 inches of width—the same amount of room as baby's crib.

Most manufacturers are making beds available in the following sizes: 39x80″, an extra-long twin; 60x80″, queen size; and the king sizes which go from 72x80″ and 72x84″ up to 78x 80″and 78x84″.

THE INNERSPRING MATTRESS

The number of innersprings can range as low as 180 to as high as 1000. Most manufacturers feel that as long as the number of springs (or coils, as they are often referred to) range in number from roughly 200 to 320, a mattress can be considered of good construction. There is one exception: if the mattress is the type in which each spring has its own cloth pocket, it should have at least 800 innersprings.

Other basics you should know to insure your purchasing the correct mattress are:

Above and below the coils is an insulator, on top of which is the filling. This filling is most often cotton felt. Over the cotton felt (or sometimes in place of it) some manufacturers use foam latex, urethane foam, or hair. The reason is to provide an air-circulating cushion between the coils and the human body.

A tufted mattress is one in which the springs, insulator, filling, and ticking are fastened together by visible buttons or lacing to prevent shifting of the materials.

The smooth face of the tuftless mattress indicates that the insides are held secure in other than visible ways. It may be undertufted (buttons hidden under upholstery), precompressed, or inner-stitched. Some tuftless mattresses are quilted, a method that holds the insides in position without overall tufting. Ask your salesclerk whether all inner materials that may shift are secured by the quilting.

Be sure your mattress is covered with at least 26-ounce ticking.

Strong borders are another must, because proper edge support makes a firmer center and prevents that hammocklike sag. Even if you occasionally perch on the edge, strong borders help to keep your mattress neat and trim. They also provide better support for the handles on the sides of the mattress. These should be numerous enough to simplify mattress turning. Better mattresses have cord, nylon, or metal handles.

Look for ventilators on the border panel. These keep air circulating to the inner materials. Be certain the ventilators are real, not imitation.

Final precaution—check the Bedding Law Label. It gives vital information about the interior, identifying mattress and box springs that are made of reused materials.

THE FOAM MATTRESS

A foam mattress can mean foam latex (rubber) or urethane foam (plastic or synthetic).

Urethane foam is considerably lighter than foam latex. Both are lighter than an innerspring.

Both types aim to give you that floating feeling. Both are light, airy substances (up to 95 percent air) made up of tiny, interconnected cells molded into a permanent shape.

Foam is nonallergenic, mildewproof, and mold-resistant. The height of a foam mattress can be either 4½ or 6 inches. Both are excellent.

The box spring supporting a foam mattress is exceedingly important because the spring takes most of the stress while the mattress provides a body-conforming surface. The box spring will also provide the bed height required for the foam mattress.

Test a foam mattress just as you would an innerspring . . . lie down on it and turn from side to side. If you have to exert real effort, beware: that is a sleep-disturbing factor.

Be sure the cover is secured firmly so you won't discover later that the welted, but unanchored, edges creep around the mattress.

THE BOX SPRING

A box spring is a product that you must buy primarily on faith, trusting your retailer and manufacturer. This does not mean, however, that you should automatically accept the box spring that matches your mattress.

As a foundation your box spring is functional. It absorbs shocks and supports weight.

A box spring and mattress wear out simultaneously, and so they should be replaced simultaneously.

How can you judge a well-made box spring? First, lie down on it; you should not feel the coils. Feel the underside; the best construction provides a horizontal wood slat to support every row of springs.

If a very firm foundation is essential, consider a 72- to 80-coil box spring. This type of box spring is needed with a foam mattress.

MAINTENANCE

When your innerspring mattress is new, it should be turned every two weeks. After six months—when the inside is firmly packed down—turning it four times a year is sufficient. Side-to-side and end-to-end turning are also helpful. Turning is not necessary with either a latex or urethane foam mattress.

PRICE

How little can you pay for a mattress and still be satisfied? The answer is $49.50 but with qualifications. Most manufacturers feel that the more you are able to spend for a mattress the more comfort you get. They feel a $79.50 mattress is far better, because it gives more comfort and better support over a longer period of time. Naturally, the more expensive mattress is constructed with materials that wear longer. THE END

Printed in U.S.A.



Extensions are for people who can't be two places at once.

They take the run out of running your home. Put one upstairs in the bedroom if your phone is downstairs in the kitchen, or downstairs if your phone is upstairs. Or maybe—but you get the idea. Give yourself the added convenience of two phones for a fraction more than the monthly cost of one.

Bell System
American Telephone and Telegraph Co.
and Associated Companies

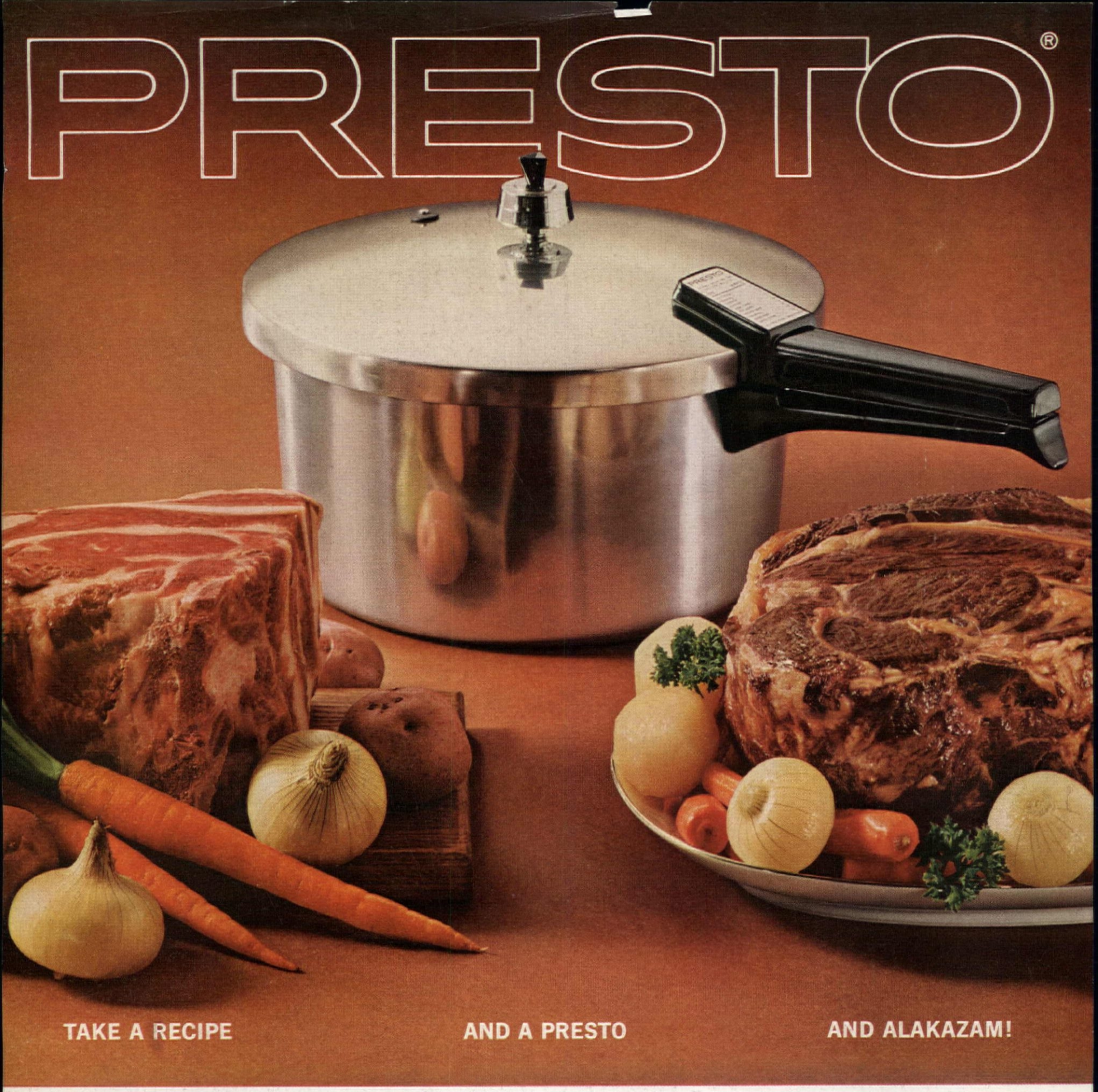

Imagine! Pot Roast from start to serving quicker than heating a frozen dinner!

If hours-long meal preparation has you down; or if perchance you're getting jaded on so-called "convenience" foods, we invite you to join a happy revolution.

Let Presto introduce you to the wonders of pressure cooking.

You'll quickly discover that when pressure is sealed in a Presto Cooker, a whale of a lot of pressure is *off* the cook.

In fact, home-made dinners become so easy and so fast, you can almost always beat the time it takes to defrost and heat the prepared frozen dinners. And there's no contest at all when you compare eating quality, nutrition, or for that matter, economy.

Presto makes a full line of pressure cookers in all family sizes. The one above is the new "Stain-Less" cast aluminum in the high-polish "sheer look" design. It features new lightness for easier handling and fast warm-up. Others include stainless steel models and the ultra-fast Control Master electric which removes all guesswork automatically. Every Presto lets you get meals 3 to 10 times faster.

Isn't it time you joined our little revolution? Start right now letting a Presto Pressure Cooker make your life easier . . . and make you a better cook, to boot.

PRESTO® The Pressure Cooker People © N.P.I.I., 1963
NATIONAL PRESTO INDUSTRIES, INC., EAU CLAIRE, WIS.