


# ARCHITECTURE

*Incorporating Architectural Technology September 1988 Ten Dollars*







# CUSTOM FABRIC WALLS

Choose any fabric (Boris Kroll fabric shown).  
Also specify panel shape, edge detail, tackability, and level of acoustical control.  
For our brochure, call 1 800 233-3823 and ask for Custom Walls.

Circle 1 on information card



# ARMSTRONG CONTRACT INTERIORS

WALLS  
FLOORS  
CEILINGS  
CARPETS

 **Armstrong**

ASID AWARD WINNER



# CUSTOM CARPETS

The Artline™ Collection. 13 qualities. Coordinated solids and patterns. Custom colors. For our brochure, call 1 800 233-3823 and ask for Artline.

DUPONT  
**ANTRON XL**  
NYLON

Circle 3 on information card



# ARMSTRONG CONTRACT INTERIORS

CARPETS  
CEILINGS  
FLOORS  
WALLS





# CUSTOM CEILINGS

New 2' x 2' Syllables® ceiling system. Seven systems available. Each offers unlimited custom opportunities. For our brochure, call 1 800 233-3823 and ask for Custom Ceilings.



ARMSTRONG  
CONTRACT  
INTERIORS

CEILINGS  
CARPETS  
FLOORS  
WALLS

Armstrong

# CONTENTS

## Seventh Annual Review Of Recent World Architecture

<b>Norway</b> Norges Bank, architect Lund & Slaato; by Nils C. Finne	52	<b>Australia</b> Federation Pavilion, architect Alex Tzannes; by Philip Drew	83
<b>Sri Lanka</b> Ruhunu University, described by architect Geoffrey Bawa	58	<b>Sweden</b> Library/archives/housing in Uppsala, architect Carl Nyrén; by Claes Caldenby	84
<b>Spain</b> A citywide building and design program for Barcelona; by David Cohn	62	<b>Denmark</b> Purup Electronics A/S, architect Arkitektgruppen I Arhus; by Bodil Kjaer	86
<b>Finland</b> United Magazines Ltd., architect Ilmo Valjakka; by Peter Lizon	66	<b>West Germany</b> The newest crop from the Internationale Bauausstellung (IBA); by Casey C. M. Mathewson	87
<b>Japan</b> Kirin Plaza, architect Shin Takamatsu; by Hiroshi Watanabe	69	<b>France</b> School of architecture in Lyon, architects Françoise-Helene Jourda and Gilles Perraudin; by Brian Carter.	90
<b>England</b> Thomas Lord's Cricket Centre, architect Michael Hopkins; by Peter Davey	70	Arab World Institute, architects Jean Nouvel, Pierre Soria, Gilbert Lezenes, and Architecture Studio; by Charlotte Ellis	92
<b>Hungary</b> A collection of buildings by architects from Pécs; by John Macsai	72	<b>Taiwan</b> The work of C. Y. Lee; by Weiming Lu	94
<b>Holland</b> NMB Bank, architect Ton Alberts; by Donald Canty, Hon. AIA	76	<b>Malaysia</b> Sungei Besi off-course betting complex, described by architect C. S. Lim	95
<b>Colombia</b> Children's museum, architect Willem Goebertus; by Alberto Saldarriaga Roa	80	<b>Czechoslovakia</b> Addition to the National Theatre in Prague, architect Karel Prager; by Peter Lizon	96
		<b>Canada</b> National Gallery, architect Moshe Safdie; by Robert Campbell, AIA	98



Page 72



Page 76



Page 90



Page 98

Donald Canty, Hon. AIA, *Editor in Chief*

Carole J. Palmer, Executive Art Director; Andrea Oppenheimer Dean, Executive Editor; Allen Freeman, Managing Editor

Nora Richter Greer, Michael J. Crosbie, Lynn Nesmith, Forrest Wilson, Senior Editors; Douglas E. Gordon, M. Stephanie Stubbs, Elena Marcheso Moreno, Technical Editors; Amy Gray Light, Associate Editor; Karen Collins, Assistant Editor; Elizabeth Dahlsien, Copy Editor

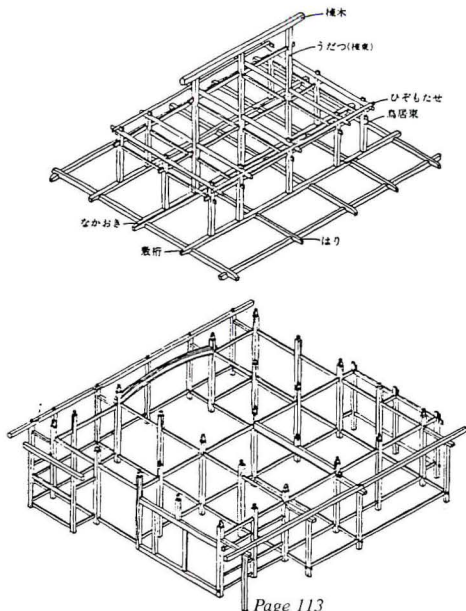
David P. Schaap, Design Assistant; Timothy B. McDonald, Technical Illustrator

Robert Campbell, AIA, David Dillon, Robert A. Ivy Jr., AIA, John Pastier, Bea Sennewald, AIA, Karen Haas Smith, Marguerite Villecco, Oliver R. Witte, Contributing Editors

Bernard F. Kroeger, Circulation Manager; Kelly L. Collins, Assistant Circulation Manager; Jesse Sims, Production Manager; Cynthia Duck, Assistant Production Manager; Nancy Perri, Assistant to the Publisher; Bob Kliesch, Publisher

ARCHITECTURE, publication number ISSN0746-0554, official magazine of the American Institute of Architects, is published monthly by the American Institute of Architects at 1735 New York Ave. N.W., Washington, D.C. 20006. **Individual subscriptions:** U.S. and its possessions: \$37 for one year, \$55 for two years, \$72 for three years. Canada: \$43 for one year, \$63 for two years, \$82 for three years. Foreign: \$61 for one year, \$103 for two years, \$145 for three years. Single copies, \$5 each (except for May and September issues, which are \$10). Publisher reserves the right to refuse unqualified subscriptions. For subscriptions: write circulation department, ARCHITECTURE, 1735 New York Ave. N.W., Washington, D.C., 20006; allow eight weeks. Quotations on reprints of articles available. Microfilm copies available from University Microfilm, 300 N. Zeeb Road, Ann Arbor, Mich. 48106. Referenced in The Architectural Index, Architectural Periodicals Index, Art Index, Avery Index to Architectural Periodicals. Second class postage paid at Washington, D.C., and additional mailing offices. © 1988 by the American Institute of Architects. Opinions expressed by the editors and contributors are not necessarily those of AIA. The drawings, tables, data and other information in ARCHITECTURE have been obtained from many sources, including government organizations, trade associations, suppliers of building materials, and professional architects or architectural firms. The American Institute of Architects has made every reasonable effort to provide accurate and authoritative information, but does not warrant, and assumes no liability for, the accuracy or completeness of the text or its fitness for any particular purpose. VOL. 77, NO. 9.





Page 113

Cover  
*The National Gallery of Canada (Moshe Safdie, design architect; Parkin/Safdie, architect), built on a promontory overlooking the Ottawa River and Parliament Hill in Ottawa (see page 98). Photograph by Allen Freeman.*

News

<i>London's Docklands redevelopment</i>	17
<i>Conference explores Australian design</i>	22
<i>Vision 2000: AIA's view of the future</i>	27
<i>Design conference in St. Louis looks at 19th century architecture</i>	37
<i>Risk Retention Group issues first policies</i>	39

Events	16	Products	145
Letters	16	Advertisers	167
Briefs	41		

**The American Institute of Architects**

**Officers** Ted P. Pappas, FAIA, *President*; Benjamin E. Brewer Jr., FAIA, *First Vice President*; Sylvester Damianos, FAIA, Norman L. Koonce, AIA, John M. Laping, FAIA, *Vice Presidents*; Philip W. Dinsmore, FAIA, *Secretary*; Thomas J. Eyerman, FAIA, RIBA, *Treasurer*; Louis L. Marines, *Executive Vice President*; James P. Cramer, *Deputy Executive Vice President and American Architectural Foundation President*

**Directors** (Year indicates expiration of term), Donald C. Axon, AIA ('89), *California*; Warren Thompson, AIA ('89), *California*; Harry Jacobs, FAIA ('88), *California*; William B. Reiner, AIA ('90), *California*; Gregory S. Palermo, AIA ('88), *Central States*; W. Cecil Steward, FAIA ('90), *Central States*; Lawrence J. Leis, AIA ('88), *East Central States*; Mark T. Jaroszewicz, FAIA ('88), *Florida/Caribbean*; James A. Greene, FAIA ('90), *Florida/Caribbean*; Thomas Nathan, FAIA ('89), *Gulf States*; John K. Mott, FAIA ('90), *Gulf States*; Richard B. Cook, AIA ('90), *Illinois*; Walter H. Lewis, AIA ('90), *Illinois*; Robert E. Greager, AIA ('89), *Michigan*; Michael E. Bolinger, AIA ('90), *Middle Atlantic*; C. James Lawler, AIA ('88), *New England*; Douglas K. Engbretson, AIA ('89), *New England*; Eleanore K. Petterson, AIA ('89), *New Jersey*; L. William Chapin II, AIA ('90), *New York*; Laurie M. Maurer, FAIA ('88), *New York*; Thomas Van Housen, AIA ('88), *North Central*; Richard W. Hobbs, AIA ('89), *Northwest*; Donald H. Lutes, FAIA ('90), *Northwest and Pacific*; Gerald S. Hammond, AIA ('88), *Ohio*; Susan Maxman, AIA ('90), *Pennsylvania*;


**Technology and Practice**

**Myths and Realities of Japanese Building** 113  
 By William H. Coaldrake

**Building in Developing Nations** 122  
 Architecture for 'a half-primitive, half-high-tech world.' By Forrest Wilson

**Finding New Uses for Computers** 132  
 By Oliver R. Witte

*Architect Utam C. Jain's depiction of a citizens' town meeting outside the new Balotra City Hall, designed by his firm in Bombay, India.*




Page 122

James Lee Thomas, AIA ('88), *South Atlantic*; Thomas P. Turner, AIA ('89), *South Atlantic*; James D. Tittle, FAIA ('88), *Texas*; Robert H. LeMond, AIA ('89), *Texas*; James R. Foster, AIA ('90), *Texas*; Paul H. Barkley, AIA ('89), *Virginias*; Gregory Franta, AIA ('88), *Western Mountain*; Jess Holmes, AIA ('90), *Western Mountain*; Matthew W. Gilbertson, *ex officio, President AIAS*; Linda Ervin Young, Hon. AIA, *ex officio, Chair, CACE*; Lloyd Kaiser ('89), *Public Director*

**Headquarters** Louis L. Marines, *Executive Vice President/Chief Executive Officer*; James P. Cramer, CAE, *Deputy Executive Vice President and American Architectural Foundation President*; James M. Bentley, AIA, *Senior Executive/Client Services*; Ann Polski Casso, *Membership Services*; Fred R. DeLuca, *Chief Financial Officer/Assistant Treasurer*; John A. DiNardo, *General Counsel*; James E. Ellison, FAIA, *Education Services*; Steven A. Etkin, *Corporate Vice President*; James R. Franklin, FAIA, *Group Executive, Professional Services*; John Gaillard, *Convention*; Timothy Hargrove, *Controller*; John R. Hoke Jr., AIA, *AIA Press*; Bob G. Kliesch, *Publisher, Magazine Group*; Paul T. Knapp, CAE, *Communications*; Ronald J. Panciera, Hon. AIA, *Accounting*; Ann L. Oliveri, *Marketing*; Raymond P. Rhinehart, *Public Outreach Vice President*; James A. Scheeler, FAIA, *Group Executive, Liaison and Special Programs*; Jean L. Swarts, *Personnel Director*; Gregg Ward, *Administrator, Government Affairs*

“I don’t want to put something on the market that can be easily copied. I want people to scratch their heads and wonder how on earth it’s made. Edgewood’s miter detail—the chamfered edge—is as old as wood joinery itself. But here it is reinterpreted on new equipment, so technology is achieving a precision not possible when furniture had to




be hand-made. And you get absolutely no clue as to how it’s held together by looking at it.

“There’s no better way to do it than with heavy tooling, big machinery, and years of trying to get it right.”

—*Edgewood™ designer Robert Taylor Whalen.*

Edgewood—pedestal and table desks, credenzas, vertical cabinets,



**Award winner.**

and service modules. A freestanding furniture collection that can fit even a modest budget.

So popular that selected executive settings are available for immediate shipment.


Winner of the IBD and ROSCOE awards for design excellence, and the Canada Award for Business Excellence.

# Stow & Davis

*A Division of Steelcase Inc.  
The Office Environment Company*

*For more information, call 1-800-447-4700*





## You Lead...They Follow

Looking for the competitive edge? Seeking increased curb appeal that moves you ahead of the crowd and adds to your bottom line? Then think about MONIER ROOF TILE.

For over half a century MONIER has specialized in creating innovative roofing products that add distinctive individuality in a development world populated by clones.

You can choose our Signature Series to provide your projects with a color-blended personality all their own. Architects can now specify Styleline to add that touch of "softness" to any roofline or use our Homestead tile to replace combustible wood shakes, without the loss of aesthetic value. The choices are endless!

Let MONIER ROOF TILE give you a head start. Call or write our nearest sales office for our colorful brochures on our full range of products.



**MONIER ROOF TILE**

*The Leading Edge In Roof Tile*



**MONIER ROOF TILE**

P.O. Box 5567, Orange, CA 92667 (714) 538-8822

Arizona, Phoenix  
(602) 269-2288

California, Corona  
(714) 737-3888

California, Stockton  
(209) 982-1473

Florida, Lakeland  
(813) 665-3316

Hawaii, Honolulu  
(808) 682-4523

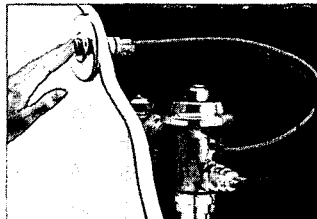
Maryland, Baltimore  
(301) 335-8822

# From Whose Perspective Are You Designing?

*For a handicapped person, accessibility to the flush valve handle on a fixture can be extremely difficult... a point often overlooked in the design.*



The remarkable Delany Hydro-Flush system solves this problem. The Hydro-Flush is perfect because the large 3" chrome activating disc can be conveniently located on a side wall or just about anywhere. This versatility permits complete design flexibility assuring easy access to the flush valve accuator in every handicapped facility. The Hydro-Flush system is also perfect in hospitals or nursing homes.



All a patient has to do is press the side wall activator disc to flush the closet. No more painful and difficult reach-

ing. The system also integrates with a Delany Bedpan Diverter for easy cleaning without awkward reaching for the valve handle.

When designing handicapped facilities, accessibility should be a prime consideration... a Delany Hydro-Flush system makes accessibility as easy as can be.

For more information contact your local Delany representative and ask for the Hydro-Flush brochure.

  
**Delany**  
FLUSH VALVES  
SINCE 1878

Coyne & Delany Co.  
P.O. Box 411  
Charlottesville, VA 22902  
(804) 296-0166  
Fax: (804) 977-3596

# MAKING THIS BUILDING WOULD GIVE MOST CO

But not Vulcraft. We saw it as one of our greatest challenges ever. Because we not only supplied steel joists and joist girders for the project, we also helped design the framing system so that only limited structural damage could be expected from an earthquake measuring up to 7.5 on the Richter scale.

*The Evans & Sutherland building, which contains millions of dollars worth of sensitive computer equipment, is located within a mile of the Wasatch Fault in Salt Lake City.*



# SAFE FROM EARTHQUAKES COMPANIES THE SHAKES.

That was essential because the building, which was constructed for Evans & Sutherland Computer Corporation, is located within a mile of the Wasatch fault in Salt Lake City. What's more, Evans & Sutherland is a leading designer of special-purpose digital computers, software systems and display devices — products extremely vulnerable to damage from seismic tremors.

To plan for maximum protection, Vulcraft was asked to join with the architects and engineers at the design stage of the project. Already, they'd decided to use a "base isolation" system, the most advanced buffering method available. But using our steel joists and joist girders was also an important decision. The joists and joist girders are much lighter in weight than wide flange beams, so the entire building required less steel, lighter columns and less foundation. And this not only lightened the load for the base isolators, it saved appreciably on building costs.

Throughout construction, Vulcraft remained constantly involved, tailoring our delivery of materials to the exact erection schedule and meeting deadlines without fail. What's more, our joists and joist girders helped the steel erectors meet their deadlines. That's because our products are fast and easy to erect — a fact that saves time and money on virtually any job where they're used.

So whether you need Vulcraft's help to protect your building from earthquakes or you want to stay out of the hole when it comes to construction costs, contact any of the plants listed below. Or see Sweet's 05100/VUL.



The design team chose a "base isolation" system to accommodate seismic loads. They also specified Vulcraft steel joists and joist girders for the building.

## **VULCRAFT**

A Division of Nucor Corporation

P.O. Box 637, Brigham City, UT 84302 801/734-9433; P.O. Box F-2, Florence, SC 29502 803/662-0381; P.O. Box 169, Fort Payne, AL 35967 205/845-2460; P.O. Box 186, Grapeland, TX 75844 409/687-4665; P.O. Box 59, Norfolk, NE 68701 402/644-8500; P.O. Box 1000, St. Joe, IN 46785 219/337-5411. Architect: Erlich-Rominger Architects AIA; Structural Engineer: Reaveley Engineers & Associates, Inc.; General Contractor: The Bettilyon Corporation; Steel Fabricator: D&H Steel Supply, Inc.; Steel Erector: Steel Deck Erectors, Inc.



# Don't make the same worn out choice.

ECLIPSE® reflective glass from Libbey-Owens-Ford encourages individual expression.

The colors are deep and rich. The reflectivity subtle. Blue-green. Grey. Bronze. And with the reflective coating glazed first surface, a distinctive silver.

Most vision applications don't require heat treating. Not even second surface in an insulated glass unit. So there's no tempering distortion. ECLIPSE reflective transforms solar control glass from stumbling block to focal point.

Good-bye black-and-white solutions.

Color your vision with ECLIPSE® reflective glass.

Circle 15 on information card

ECLIPSE Reflective Glass  
ECLIPSE Reflective Glass  
ECLIPSE Reflective Glass  
ECLIPSE Reflective Glass

Bronze Silver Blue-Green Grey



# ECLIPSE®

Reflective Glass



A member of the Pilkington Group

- |               |  |
|---------------|--|
| Philadelphia  | 800-523-0133 (out of state)<br>800-331-1910 (in state) |
| Chicago       | 800-999-9753 (out of state)<br>800-999-9753 (in state) |
| Atlanta       | 800-438-2330 (out of state)<br>404-242-8860 (in state) |
| San Francisco | 800-843-8552 (out of state)<br>800-247-7764 (in state) |



---

---

---

# ei: IntelliFile™



## Information On A Silver Platter™

Introducing **ei: IntelliFile** - complete Design Library on a silver platter. Each issue of this exciting new publication arrives on a compact disk (CD-ROM) full of electronically stored data, graphics and product pictures for use by the architect/designer.

But **ei: IntelliFile** is much more than an electronic catalog. Each issue provides you with a wealth of information to round out your "library," such as CAD symbols and details, software demonstrations, training tools and a complete editorial forum for design professionals. The information is fully indexed for easy access and retrieval.

And here's a special offer to help get you up and running with CD ROM. Eclat Intelligent Systems and Amdek have joined together to offer **ei: IntelliFile** users a healthy cash rebate on Amdek Laserdek CD ROM drives. Get \$100 off the Laserdek 2000 which neatly fits between your PC and monitor. Or get \$50 off the Laserdek 1000 which slides into a floppy drive slot of your PC. A rebate coupon with your name on it is available today from Eclat.

 **AMDEK**



**éclat intelligent systems, inc.**

14470 Doolittle Drive, San Leandro, CA 94577  
415/483-2030

© Copyright 1988 Eclat Intelligent Systems, Inc.

## EVENTS

**Oct. 2-4:** American Society for Engineering Management Conference, Knoxville, Tenn. Contact: Charles P. Frew, ASEM, P.O. Box 1411, Oak Ridge, Tenn. 37831.

**Oct. 2-5:** Sheet Metal and Air Conditioning Contractors' National Association Convention and Exposition, Las Vegas. Contact: Rosalind Price Raymond, SMACNA, 8224 Old Courthouse Rd., Vienna, Va. 22180.

**Oct. 3-6:** Course on Electrical Systems Design for the Non-Electrical Engineer, Madison, Wis. Contact: E.K. Greenwald, Dept. of Engineering Professional Development, University of Wisconsin-Madison, 432 N. Lake St., Madison, Wis. 53706.

**Oct. 4-9:** International Ceramic Tile and Bathware Trade Show, Bologna, Italy. Contact: Italian Tile Center, 499 Park Ave., New York, N.Y. 10022.

**Oct. 5-15:** The Interfaith Forum on Religion, Art, and Architecture Seminar on "The Art and Architecture of Mexico," Mexico City. Contact: IFRAA '88, 7702 Braesridge Court, Houston, Tex. 77071.

**Oct. 6-8:** Conference and Exhibition entitled "Composed Order: The Architecture of Alden B. Dow," Midland, Mich. Contact: Carol Coppage, Northwood Institute Alden B. Dow Creativity Center, Midland, Mich. 48640.

**Oct. 9-12:** National Computer Graphics Association Conference on Computer-Aided Design and Manufacturing, Boston. Contact: Sharon Sutton, NCGA, 2722 Merrilee Dr., Suite 200, Fairfax, Va. 22031.

**Oct. 9-12:** Prestressed Concrete Institute's Annual Convention, Philadelphia. Contact: Tressa Ferrella, PCI, 175 W. Jackson Blvd., Chicago, Ill. 60604.

**Oct. 16-Nov. 22:** "The Art of Design," an exhibition of international designers' photos, drawings, and models, Milwaukee. Contact: Harry J. Wirth, School of Fine Arts, University of Wisconsin-Milwaukee, P.O. Box 413, Milwaukee, Wis. 53201.

**Oct. 17-21:** Course on the Application of Infrared Scanners to Detect Building Energy Losses, Burlington, Vt. Contact: Paul Grover, Infraspection Institute, 33 Juniper Ridge, Shelburne, Vt. 05482.

**Oct. 19-23:** 42nd National Preservation Conference, Cincinnati. Contact: National Trust for Historic Preservation, 1785 Massachusetts Ave. N.W., Washington, D.C. 20036.

**Oct. 20-21:** "Interface '88," Annual Humanities and Technology Conference, Marietta, Ga. Contact: Rex Recoulley, Humanities and Social Science Dept., Southern College of Technology, Marietta, Ga. 30060.

**Oct. 22-23:** Symposium entitled "Emerging European Architects," Harvard University Graduate School of Design, Cambridge, Mass. Contact: Office for Special Programs, Harvard University Graduate School of Design, 48 Quincy St., Cambridge, Mass. 02138.

**Oct. 23-26:** Associated Landscape Contrac-

tors of America, Interior Plantscape Division, Conference and Trade Show, Los Angeles. Contact: Martha Lindauer, ALCA, 405 N. Washington St., Falls Church, Va. 22046.

**Oct. 23-26:** American Fire Sprinkler Association Convention and Exhibition, Marco Island, Fla. Contact: AFSA, 11325 Pegasus, Suite S-220, Dallas, Tex. 75238.

## LETTERS

**Chicago Theater:** The structural solution described in the March article about the Chicago Theater Center [page 106] solved many problems for us—most notably the fact that the project would not have been financially feasible without it. The Coffey/Belford structural work was exemplary.

This project, however, did require considerable teamwork to be realized. One very major component of this team was the W.E. O'Neil Construction Co., the general contractor and construction manager of the project. Because of the project's innovation and complexity, new problems arose daily at the site and had to be solved swiftly. O'Neil worked collaboratively with Coffey and Belford, often initiating solutions. Many solutions required special efforts from everyone.

The theater also required many on-the-site solutions. In the case of the theater's interior decoration and color scheme, we were quite privileged to have the services of A.T. Heinsbergen, the individual and firm responsible for similar work in the Carnegie Hall renovation. The palette emerged gradually from scores of painted samples.

*Marery al Chalabi*

*Chicago Theater Restoration Associates  
Chicago*

**Surrounded by Plastics:** Very nice article on plastics ["Plastics, Past and Future," April, page 104]. I realize now that, as I read it, I was drinking coffee from a plastic cup. I'm writing this letter on a word processor, which is plastic. I'm sitting in a plastic chair. My phone, stapler, Rolodex, floor mat, binders—everything within reach here—is plastic. Maybe I'm working for the wrong association. Or I showed up at the wrong building for work this morning. Not a stick of wood in sight.

I went through the Monsanto plastic house in Disneyland when I was a kid, which was only a few years ago. I was fascinated by it, this large, mushroomlike thing on a stem. You took an elevator up through the center to get in. The house was divided into four sections and everything was white, except for some red furniture cushions. And everything was made of plastic. They called it the house of the future.

I wanted a house just like it, when I was a kid. Now I'll settle for most anything rather than to continue paying rent. A couple of refrigerator boxes even.

*Pete Kent*

*Western Wood Products Association*

**'Good' Tips:** Your Technical Tips article on "Inspecting Cast-in-Place Concrete" [June, page 125] is just the kind of information that we practitioners need but don't often get either in our formal education (and why not!) or in practice (working for others or ourselves).

Please keep up the good work and write more such "inspecting" or "site observation" articles on other materials. They'll help us do a better job.

*G. Gregory Dovey, AIA  
Chambersburg, Pa.*

**'Save the Gehry':** The word "incredibly" as used in your July editorial speaks volumes, and the word "folly" borders on tragedy. On behalf of the trustees of the National Training Fund, may I extend our congratulations and appreciation for your editorial [calling for preservation of Frank Gehry's structure housing the centennial exhibit of the Sheet Metal Workers International Association at the National Building Museum in Washington, D.C.], plus the outstanding article "Deconstructivist Construction" carried in the June issue [page 64].

We are, of course, devastated by the thought of scrapping this metal colossus. Both the Sheet Metal and Air Conditioning Contractors' National Association and the Sheet Metal Workers International Association have taken steps to try to extend the exhibit's longevity by at least one year.

The controlling factors in this case are of a political nature, and exhibits of this type do not readily fall within the definition of political achievements and/or concerns. To the contrary, interest in this type of exhibit is usually confined to those of the architectural, art, and museum communities, plus the industry that erected the structure.

When preliminary discussions commenced pertaining to celebrating the Sheet Metal Workers International Association centennial, no one conceived the magnitude of the exhibit in its final form. In those early discussions it was made very clear that dismantling would have to take place by September 1988.

But those discussions were followed by a chain of events that soon changed from the unknown to enthusiasm and, yes, to an obsession. When we were advised that Frank Gehry would be the architect, it became obvious that the end result would be far from routine; be it controversial or not, there was no question that it would be spectacular.

Gehry's impressive and monumental construction warrants something far more than public view for a mere 10 months and, subsequently, destruction at the hands of a junkyard scrap metal dealer.

*W.L. Fillippini  
Administrator  
National Training Fund, Sheet Metal  
and Air Conditioning Industry  
Alexandria, Va.*

*World Architecture*

## Mixed Reviews for New Construction In London's Docklands Redevelopment

London is in the grip of an enormous development boom. A few years ago, land that had lain derelict and worthless since the war suddenly became immensely attractive to developers eager to cater to the explosion of business activity that Thatcherism and the 1986 deregulation of London's finance houses brought to the capital (and to the whole southeast of England). Yuppie housing, massive office blocks, and dealing floors now are being built on former industrial and railway land and, above all, in the Docks where the boom started.

Until World War II, London's Docklands was the biggest in Europe, if not the world. With the decline of empire trade and the modernization of cargo handling, the whole vast area was virtually emptied. A few wharves continued to trade (the odd one still does), and a few enterprising young architects and developers colonized some of the warehouses nearest the city. But the remainder of Docklands was left as an enormous rotting maze with dusty streets bounded by the high, impenetrable brick walls of the wharves, here and there studded by (still occupied) public housing estates, for the inhabitants of which little or no work remained in the area.

To loosen the stranglehold of the past and reverse the stasis of the present, the government made a radical move. In 1980 it set up a new corporation to promote development and act as a lever to activate the whole mass. The London Docklands Development Corp. (LDDC) was revolutionary in a country that had produced more planning theory than practice since the war.

The LDDC was to be a facilitating agency, as opposed to the usual planning authority, which developers regard as inhibiting. The LDDC was required to provide infrastructure (roads, light railway, fiber-optic mail, a small airport) and, above all, to market the idea that the Docks could be developed. It was not to be concerned with dull, restrictive matters like zoning, appearance, or even democracy. In Britain, planning power usually resides in local councils, but the LDDC's powers override those of the local authorities, and it reports



*Top, Shadwell Basin housing by MacCormac Jamieson Prichard & Wright. Above, Lacey, Jobst & Hyatt's mixed-use Heron Quay.*

directly to the government, fundamentally in terms of financial achievement.

Extraordinary things already have been done through this instrument. One branch of the light railway now is working, and, as you whiz in the automated little trains on the overhead tracks through the Isle of Dogs, the center of Docklands and up to now LDDC's main stamping ground, a weird jumble of new buildings is revealed. Virtually all of them are not even second-rate. Poor copies of American commercial architecture are strewn around and against the overhead tracks.

Compared with the lumpen grossness of the commercial buildings, the housing looks at first to be almost delicate. But closer inspection reveals that most of it is a kind of muddled neo-vernacular style (consciously fostered by the LDDC) that brings suburbia to the heart of the great city. In earlier schemes you can find


debased cottagelike housing within view of Tower Bridge. As land values have risen—from zero in 1980 to more than £2 million an acre in well-favored spots now—developers have had to tighten up their act and produce terraces and courtyard condominiums that give at least some semblance of urban feeling. Still, there are no shops, very few restaurants, no small businesses, nor streets, nor squares, nor entertainment, nor public buildings. There is none of the glue that binds a real city together socially and environmentally.

Can anyone escape the Curse of Docklands and generate architecture that is authentic and humane? Precious few can, partly because of the tendency of developers to use good architects to make designs and then throw them out once the designs have been approved by the LDDC and other authorities.

One scheme that seems to have survived this process and even triumphed is MacCormac Jamieson Prichard & Wright's work at Shadwell Basin, where the archi-  
*continued on page 22*

Dave Bower

# At Last An Indoor Worth Weaving



# Outdoor Fabric into Your Designs.



## *It's The First Flame-Retardant Canvas You Can Warm Up To.*

Inside and out, there's nothing like awnings and decorative fabric treatments to add interest to commercial settings. The only problem is finding fabric that can measure up to your expectations as well as it does to fire codes. That's because most flame-retardant materials are coated with resins or made out of vinyl, making them shiny or stiff or both. Which is why Sunbrella Firesist® is such a breakthrough for designers.

Our material is woven entirely from self-extinguishing fibers — woven so it has the look and feel of traditional canvas. And yet its fibers are made of color-pigmented modacrylic. So they last much longer than any duck or cotton. And they provide rich, saturated hues, too. Hues that are colorfast so they can't be faded or washed out.

In addition, Sunbrella Firesist won't crack, peel, harden, mildew or rot. And it's highly soil resistant. In fact, we're so sure Sunbrella Firesist will live up to these promises, it comes with a 5-year limited warranty. And it has another advantage, too: It's highly breathable, making it very energy efficient.

Of course, Sunbrella Firesist meets the toughest codes like the requirements of the National Fire Protection Association and the California Fire Marshal's test. Which means you can specify canvas treatments such as awnings, canopies or decorative panels just about anywhere. And finally get the results you want. So find out about our wide selection of solids and patterns. Contact your local fabricator or Glen Raven Mills, Inc., Glen Raven, NC 27215,

919/227-6211. \*Sunbrella Firesist is a registered trademark of Glen Raven Mills, Inc. \*SEF-PLUS is a registered trademark of Monsanto Chemical Company.



## Sunbrella Firesist®

Circle 21 on information card

# EIFS AND 100 THE PAST, PRESENT AND

CHATEAU LAKE LOUISE, Lake Louise, Canada  
Originally constructed 1890, now a Canadian  
Pacific Hotel

Times change. Brick, stucco and pre-cast concrete aren't the age-old answers anymore. Because high-quality EIFS with 100% acrylic-based coatings can deliver excellent resistance to ultraviolet degradation, moisture and environmental pollutants. Plus, greater design flexibility.

Today, thousands of buildings, old and new, use EIFS. It's a lightweight,

# ACRYLICS. FUTURE OF EXTERIORS.



SAND LAKE IV, Orlando, Florida  
Completed by Pizzuti Development, Inc.  
May 1987



FULTON COUNTY JAIL, Fulton County, Georgia  
Now under construction  
Ova, Daniels, Busby — Architects

able wall system that can keep the  
ments out and the colors in. And Rohm  
Haas 100% acrylic polymers offer  
llent lasting adhesion and mechanical  
ngth properties for coatings, to help  
maintain its performance and  
hetic appeal for years to come.

There's no time like the present to see  
what it can mean to your future building  
projects. For more information on the  
durability of Rohm and Haas 100% acrylic  
polymers, write to our Marketing Services  
Department, Independence **ROHM HAAS**  
Mall West, Phila., PA 19105. PHILADELPHIA, PA 19105

ES AND 100% ACRYLICS. FOR BEAUTY THAT ENDURES.

Circle 23 on information card



**World Architecture** from page 17

pects have imagined a form that reflects the heavy Victorian nature of old dockland and yet produces modern, decently scaled housing. The development also engages creatively with the water—something that surely should have been part of the challenge every Docklands architect had to confront, yet far too few did. (Indeed, in the stolid heart of the commercial center of the Isle of Dogs, the shedlike office buildings actually seem to turn their backs on one of the most dramatic urban waterfronts in the world in favor of facing dreary little service roads.)

Two other schemes that have the courage to face their waterside setting are Heron Quay by Lacey, Jobst & Hyatt and the Cascades building on the edge of the Isle of Dogs by Campbell, Zogolovitch, Wilkinson & Gough.

At Heron Quay, Nicholas Lacey has created a series of spaces and flexible buildings that could form a varied pattern of uses and interaction of the public and private realms that might form a basis for a civilized city. Sadly, Heron Quay is immediately south of Canary Wharf, and, if that project succeeds, its gigantic and simplistic scale undoubtedly will replace Lacey's gentle, fragile, red-metal-clad vision of multifarious urbanity.

The Cascades building fronts the river and is altogether a tougher proposition. Ranging from two to 20 stories high, this mainly residential building suggests the scale that riverside housing in a great city could now have. It does not try to ape past patterns like Canary Wharf or the neo-vernacular estates, but tries rather to express the potential variety and individuality of its inhabitants.

In the mid-1980s, a completely new ball was bowled into the game by a group of North American developers led by First

*Canary Wharf: SOM in foreground, Pelli's tower in middle, and Royal Docks beyond.*

Boston and Credit Suisse. They proposed a giant new business center at Canary Wharf on the top end of the Isle of Dogs. This is to be the biggest new financial development in Europe, and both a receptacle for overflow from a city hard-pressed by development and a rival to it. After many vicissitudes, the scheme now to be developed by Olympia & York has started on the site to a master plan by Skidmore, Owings & Merrill with I.M. Pei and British architect YRM.

Compared with what has gone before in Docklands, the SOM schemes (the firm has produced several designs since its involvement with the first developers) have been admirable in many ways. They allow for an element of public open space in squares and boulevards. There is an intention to include shopping, entertainment, and even some housing in the predominantly commercial mass.

But the detailed design of Canary Wharf gives as much cause for dismay as that of the rest of Docklands. SOM has tried to reinterpret the traditional pattern of London's West End with squares and streets—but on a gargantuan scale. The public open spaces may look very good on plan, yet seen in section they are far too high and create spaces that will, compared with their models in Bloomsbury and Mayfair, be dark and mean. The genius of the Georgian square is that the buildings that surround it are about the same height as the great trees in the center. There is an extraordinarily sensitive balance between the works of man and the works of nature.

At Canary Wharf man will monstrously dominate nature because not only are the buildings far too high for the plan but they also are to be carried out in a kind of

architecture that is a travesty of the real London classicism with which the scheme purports to resonate. Enormous hulks of modern corporate office space are to be dressed up in precast pomo classicism with vestigial pastebord cutout pediments, overscaled entrances, and twiddly little details in a desperate and pathetic effort to put flesh on a grinning skeleton.

Now, much of the design in the Isle of Dogs is finished, and the great challenge of the Royal Docks opens to the LDDC and the developers. These vast tracts of waterfront, downriver to the east of the Dogs, already contain the airport (a short-takeoff affair that offers relatively quick flights to the Continent). The Royals are at least to be developed to a master plan, originally by Richard Rogers. Yet, even in its most recent form, the plan is sketchy, with huge segregated chunks being devoted to a shopping center, a "high-technology development," and a sports complex. Very little interstitial glue here—particularly as the area is to be carved up among a few very big developers, each of which will generate a tract. As usual, the LDDC wants to see "swift development." But local pressure has caused the LDDC to increase the housing element and to mix up uses.

Just possibly, the Royals will have time to become what Docklands as a whole ought to have been—a demonstration of how to make a humane, lively, and, of course, commercially successful city in the last years of the 20th century.

—PETER DAVEY

*Mr. Davey is editor of London's Architectural Review.*

## Conference Explores Unfinished Journey of Australian Design

Billed as "the largest architectural conference in the southern hemisphere," the annual meeting of the Royal Australian Institute of Architects was indeed "an international feast." It began in June at Darwin with a journey through the center of the land from the origins of Aboriginal settlements of 40,000 years ago. It culminated in a tour of 1,000 architects through Romaldo Giurgola's new Parliament House in Canberra, followed by four days of meetings in Sydney.

The 200th anniversary of European settlement in Australia, the completion of Parliament House, and the invitation of major international speakers contributed to setting the theme, "reflections on unfinished journeys." Organizer Lawrence Nield declared that "Australian architecture has arrived at an uncertain civilization, a balancing act between power and sensitivity. This conference is to look at what we have achieved and how to keep going."

The opening reception was held at the Exhibition Center by architects Philip

*continued on page 26*





**ICE & WATER SHIELD  
PRESENTS  
THE FINE ART  
OF PRESERVING  
A MASTERPIECE.**

When you create something innovative, dramatic, substantial, you ought to give it the best protection possible from costly water damage.

Ice & Water Shield—developed by the makers of Bithuthene® Waterproofing Systems—offers the most cost effective, long-term protection against ice dam and wind blown rain damage on the market today.


This tough, flexible self-adhering membrane installs easily under shingles, slate, shakes, tile, metal and around all building details where additional waterproofing is needed.

What's more, Ice & Water Shield never interferes with the integrity of your design because it's completely invisible after installation. For more information, contact E.R. Davis, W.R. Grace Construction Products Division, 62 Whittemore Ave., Cambridge, MA 02140. And protect your landmark from watermarks.

**Ice & Water Shield™** GRACE

Circle 25 on information card





# TRUSSWALL

## T H E · S H A P E S · O F T H I N G S · T O · C O M E

Trusswall from Kawneer introduces the rounded look to the high span entrance. Trusswall spans the clear story entrance area with the structural strength and the desirable aesthetic appeal of the rounded mullion. Formed by circular extruded aluminum chords connected by a separating web that adds stability, strength, and variety, Trusswall becomes a real design alternative.

### **There are two sides to every story.**

On the outside, Trusswall presents a number of faces. One is the innovative circular cover for the sculpted look. Another is the more austere approach, silicone glazing, for an uninterrupted line. And the rectangular cover presents a third more traditional light.

On the inside, Trusswall offers a customization limited only to the imagination. The two-piece construction allows the exterior finish to mix or mate with the building exterior while the interior chords can complement the interior attitudes. The color palette of Fluropon® finishes suggests even more design alternatives.


With four web options to choose from, design flexibility increases. The choices are offered. The choices are yours.



But while the design options offer flexibility, the integrity of the structure remains inflexible. A thermal break, and the flexibility of either 1/4" or 1" glass attest to Trusswall being ready and willing to take on nature's harshest elements.

Trusswall. Further evidence of Kawneer's commitment to space.

**Kawneer**  
THE DESIGNER'S ELEMENT.



For product information on Trusswall contact:  
Kawneer Company, Inc. Department C  
Technology Park—Atlanta 555 Guthridge Court Norcross, GA 30092

**World Architecture** from page 22

Cox, Richardson Taylor & Partners, a tensile masted and cabled celebration of diaphragm enclosures. Similar glamour and unabashed style was evident along the refurbished Circular Quay that leads to the Sydney Opera House, where the inaugural ceremony took place.

Kenneth Frampton of Columbia University attacked the Manhattanization of the great cities of the world, which he called "rampant ecological monstrosities." Yet he acknowledged the growing urban improvements of Sydney and the reputation of the Opera House as provocateur and popular success of place making. Frampton was less generous with suburbs, a settlement form in Australia that rivals its endless proliferation throughout the United States.

Melbourne architect Daryl Jackson insisted that modernist mottoes and other stylistic creeds are now defunct, to be replaced by "critical intelligence" and an attempt to impart meaning and clarity.

How this can be accomplished even by a one-man office was enthusiastically shown by Glenn Murcutt. A prize-winning architect without employees, he explained that by typing his own letters he knew precisely what he had said and that by being responsible only for himself he had gained the "freedom to give time." His attempts to produce "an architecture of place" are based on "a species of buildings" tailored to the local ecology. Steel

frame and corrugated metal, they are sensitive and serene passive climatic modulators that sit lightly on the land.

Without embarrassment Arata Isozaki, Hon. FAIA, spoke of his own constant and irregular learning—a personal journey that has not been a single straight road. His own work he characterized as sometimes "schizophrenic eclecticism," a "reflection of confused times." He said his architecture is becoming more grounded and less naive and cited as an example his building for the new Bond University, which will be his first building in Australia.

Daryl Jackson, master planner of Bond University, compared it to a city. As Australia's first private university, it will serve the rapidly expanding Gold Coast. Planning will stress public access.

The almost seamless quality of the con-

ference presentations was ruptured now and then by three-minute pitches from national manufacturers who, as conference cosponsors, flashed slides of steel beams and water closets at the conclusions of major talks. Also of substandard quality were the packed concurrent sessions of the International Committee of Architectural Critics. Certainly the globe-trotting Frampton had the most impressive list of important recent buildings. In every continent he looked for "realism . . . , poetics of tectonics . . . , and typologies from culture that have presence." Perhaps the most jarring of the critics' reports was that of Sam Hall Kaplan of the *Los Angeles Times*. To reach 3 million readers, he said, he "must be rude. Take them and shake them," he recommended, as the "ring-master in a circus between architects and the public."

The concluding session was on the unfinished journey of Australian architecture. Jackson best expressed the optimism of Australian architects when he recommended the "fertility of double-headed hybrids. Art wedded to science should take command, not technological dummies." He applauded the "multi-vectors" of "an identifiable Australian view. . . . The Australian innovation is toward yet another condition of modernism."

—JEFFREY COOK, AIA

*Below, Sydney's new exhibition center by Philip Cox, Richardson Taylor & Partners.*



*Get a grip on your filing problems.*



The Institute

# Vision 2000: The Architectural Profession's Outlook on the Future

Vision 2000 is a multiyear program established by AIA "to assess and ultimately shape the future of architecture." In late June in Chicago, 20 architects, educators, and allied professionals gathered for a two-day workshop to address a complex array of forces in society that will affect architecture. The open discussion touched on issues including the rise and/or demise of the architectural profession, the changing global economy, "the marching demographics" and the housing crisis, "smart" and "sick" buildings, "the death of the American corporation," and the differences between Western and Eastern cultures.

In conjunction with the conference, AIA published preliminary findings of a survey predicting that the most influential trend in 21st-century architecture is the "urbanization of suburbia," followed by the "architectural challenge of renovating built America."

In response to Vision 2000's survey of future trends, architecture critic John Pastier said, "I found some predictions are perennials. I have been hearing since the early '50s that we are going to have more

leisure time and less work, and I was shocked to read a few weeks ago that people are putting in longer work hours than ever before. Also since the early '50s I have been reading about lightweight materials, state-of-the-art building techniques, and how they are going to revolutionize the world. That still is as far over the horizon as it was then."

The Vision 2000 program was organized to gather information and opinions from a broad range of groups involved with architecture, including public officials, clients, educators, the building and real estate industries, and the general public. Information is being collected through conferences and workshops, surveys, and independent research. Published reports are available from AIA for a fee.

As part of the first stage of Vision 2000, the Institute for Alternative Futures outlined 27 social, technological, economic, environmental, political, and professional trends that are expected to influence the built environment and the profession of architecture in the future.

The picture that emerges shows the

architectural profession facing major changes, including shifting residential and work patterns, an aging urban landscape and deteriorating infrastructure, large-scale demographic changes, an information revolution, and the need to compete in a global economy. These initial findings presented an overall sense of optimism and "clearly do not subscribe to the current intellectual fashion of anticipating the decline of America." In more specific predictions, some with the tone of science fiction, the report foresaw that in the early 21st century home buyers may use computers to design their own houses and then transmit the plans to computerized factories for customized assembly by robots. Developments in biotechnology may eliminate the need for indoor plumbing as we know it, the report added.

Such diverse issues were narrowed to 14 societal trends, which served as the basis for a survey of 201 persons in the design and building industries. According to the survey participants, the trend most likely to have a major impact on architecture at the beginning of the next century is the creation of a new kind of cityscape through the urbanization of the suburbs. The growth of so-called emerging cities in what were until recently suburbs is being driven mainly by private-sector decisions about the location of new office space.

The study reported that between 1979 and 1986 the suburban share of national  
*continued on page 32*

*We've got a handle on how to make your filing faster and neater. In 40% less space. Wrinkle free. For a FREE catalog, give us a call. 1-800-854-6868.\**


**PLAN  HOLD**

*The Originator of Vertical Plan Filing*

*\*In California: 1-800-432-7486 • 17421 Von Karman Avenue, Irvine, CA 92714 • Fax No: 714-474-8076*

Circle 29 on information card





Consultants:  
Structural Engineer:  
Aristo Engineers and Associates  
also serving as the design team for the  
Electrical and Mechanical Engineer:  
Frippin Stroud, Carl, and John, Inc.  
also serving as the design team for the  
Associates  
in WA state  
Civil Engineer:  
John E. ...  
in WA state



E8  
F25  
A member of  
GRIFFIN DATA ASSOCIATES  
Metal

# AT ANDERSEN, WE DON'T SUBSCRIBE TO THE THEORY THAT BEAUTY IS ONLY SKIN DEEP.

Beauty, we believe, comes not merely from a building's exterior, but also from within. And perhaps no other commercial window offers the exterior design freedom and inner beauty of low maintenance Andersen® Perma-Shield® Flexiframe® windows.

For with this versatile window line comes the natural warmth and understated elegance of a wood interior. One that can be stained and painted to complement any decor, any time the decor changes.


Andersen Flexiframe window systems offer many custom design advantages. You can create large, unobstructed views or add dramatic shapes. With the crisp clean lines and smooth tight corners that characterize all Andersen® windows.

So to those who would prefer to judge a building solely by its cover, might we suggest that you respond instead to an inner calling. Call 1-800-635-7500 for the name of your local Andersen commercial representative. Or write Andersen Commercial Group, P.O. Box 12, Bayport, MN 55003.

Circle 31 on information card

ANDERSEN  
COMMERCIAL  
GROUP™







# OUT OF SIGHTLINES.



EFCO's Shadowline™ is a high performance ribbon window system with hidden mullions. A factory glazed system which provides an exterior butt-glazed appearance with sightlines as narrow as  $\frac{3}{8}$ ". The operating vents are indistinguishable from adjacent fixed lites. Installation is performed from the building's interior and requires no structural glazing at the job site.

For performance specifications regarding the Shadowline and other EFCO windows, refer to Sweet's (Section 08500/EFB). Or call us toll free.

**1-800-221-4169**

(In Missouri 1-417-235-3193)



More Windows, More Ways, Than Anyone™

EFCO CORPORATION, P.O. Box 609, Monett, Missouri 65708-0609

Circle 33 on information card

**The Institute from page 27**  
 office space inventory rose from 46 to 57 percent. This unprecedented shift in the location of white-collar employment is redefining the traditional city. In California, the Newport Beach/Irvine area is the state's third-largest concentration of office space, while Tysons Corner outside Washington, D.C., is now Virginia's largest commercial office center and contains one-quarter the office space of downtown Washington.

The trend is likely to continue, driven by economic forces and fundamental preferences, according to the study. Land costs are significantly lower in suburbs than in downtowns, and the U.S. economy continues to shift toward a service and information base (jobs in manufacturing are expected to drop from 20 percent to 10 percent by the year 2000). The IAF study reported that suburb-to-suburb automobile commuting has become the predominant national commuting pattern.

The report said that traditional terms like "city" and "suburb" are inadequate for describing these emerging urban structures that have come to be known as "urban villages," a term popularized after it appeared two years ago in an article in *The Atlantic* entitled "How Business Is Reshaping America." However, at the Vision 2000 workshop John Pastier faulted the term. "Both halves of the expression don't apply to the phenomenon. These places are not urban. They are not vil-

lages." Pastier calls the trend "the Sun-Belt-ification of development. . . . The hot growth areas have taken on a form of development that is auto-oriented, dispersed, segregated in both the physical land use sense and in a social, cultural, ethnic sense. It is anti-urban. It is disconnected. It is anti-pedestrian. It is not going to go away."

The IAF report also outlined serious problems that already plague these emerging "downtowns in the suburbs." Growing traffic congestion has become the most visible development issue of the 1980s, water and sewer infrastructure are being stretched to the limit in high-growth areas, and office vacancy rates are high.

The second most influential trend affecting architecture is the challenge of renovating the built environment. According to the report, between 1981 and 1986 nonresidential rehabilitation grew on the average by almost 14 percent per year, substantially exceeding the average growth rate of 8.3 percent for new nonresidential construction. Based on this growth pattern, the rehabilitation market is likely soon to outgrow the entire nonresidential construction sector. The lack of prime new urban sites, the general interest in preserving architectural landmarks, and tax laws will all continue to contribute to this shift. In this era of rebuilding, there will also be a critical demand to reconstruct America's decaying infrastructure in older cities, as is already evident in the Northeast corridor.

The only other of the 14 trends that a majority of the survey participants believed will have a major impact on the built environment in the year 2000 is the changing demographic composition of America. The IAF report addressed eight major demographic shifts including a slower population growth, an aging society, a proportionate decline in the number of young adults, a "baby boom echo," more women entering the work force, growing minority groups, increased immigration, and a decline in the formation of households.

Over the next 12 years the U.S. population will grow more slowly than at any time in history except for the decade of the Great Depression. By the year 2000, the number of people between the ages of 35 and 47 is expected to rise by 38 percent, and the number of people aged 48 to 53 will rise by 67 percent. The report stated that the population over age 65 actually will grow more slowly between now and the year 2000 than it has in recent years, but those 85 and over will be the fastest-growing segment of the elderly population for the next 30 years. The most significant implication of the changing demographics will be the creation of affordable housing.

Two technological trends ranked high in the survey. Forty-seven percent of the respondents believed the information revolution (high technology storage, access, and transfer; increased technical capacity

*continued on page 33*

## Who Sealed the Flood Gates at Washington Harbour?

**SEAL MASTER**  
 ...with  
**Deucedly Clever**  
**Inflatable Seals**

FIND  
 US IN  
 SWEET'S  
 DIRECTORY  
 #07920/SEA





PHOTO PROVIDED BY SVERDRUP CORPORATION




# SEAL MASTER CORPORATION

368 MARTINEL DRIVE • KENT, OH 44240-4369 USA • (216) 673-8410 • FAX (216) 673-8242

INFLATABLE SEALS AND OTHER CUSTOM RUBBER PRODUCTS

# How To Chart A Sensible Course Through The Insurance Jumble



# PROFESSIONAL LIABILITY INSURANCE

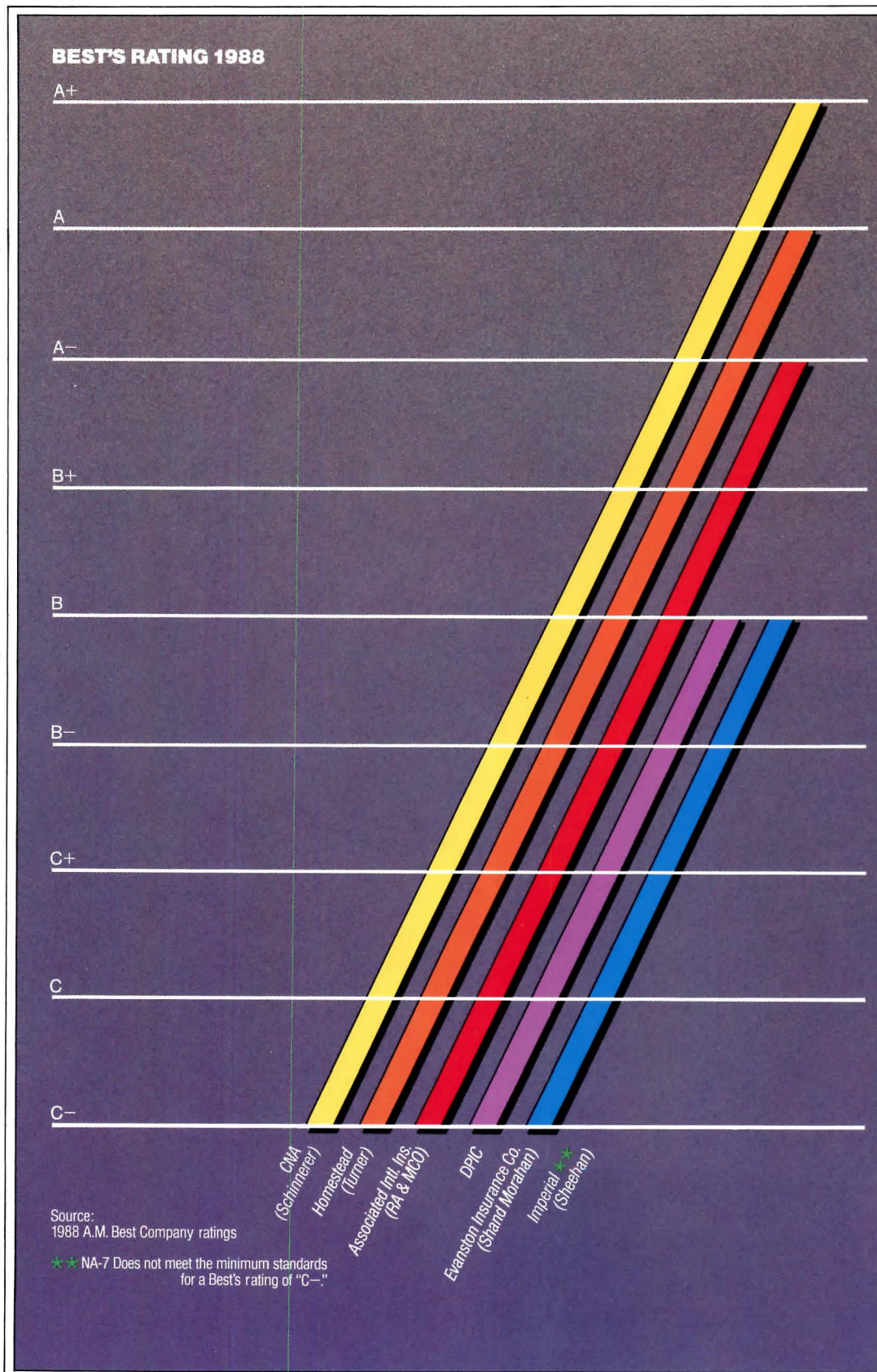
## The A,B,C's Of Companies

Financial advisors recommend comparing the A.M. Best Company rating of financial strength when you select an insurance company. This rating is important to you as a strong indicator of a company's future performance and stability.

According to the National Association of Insurance Commissioners (NAIC), between 1981 and 1987 the number of insolvencies for insurance companies licensed in at least two states increased by over 600%. If this should happen to your insurer, you can be left uncovered if a claim occurs.

CNA, the largest insurance organization offering liability insurance to architects and engineers,\* has earned an A+, Best's highest rating. This measure of excellence is a reflection of our management strength and our ability to meet our obligations, now and in the future.

\*Coverage offered through Victor O. Schinnerer & Company, Inc. CNA/Schinnerer is proud to have earned the commendation of the AIA and NSPE/PEPP.




# It Pays To Look High And Low

No professional liability insurer offers a broader range of coverage choices to architects and engineers than the CNA Insurance Companies and Victor O. Schinnerer & Company, Inc. These choices give you greater control over your insurance costs by letting you more precisely match your coverage to your needs.

The chart shows two examples of the flexibility you have with CNA coverage offered through Schinnerer\*. CNA's flexibility accommodates all sizes of firms by providing the lowest deductible of \$2,000, minimum liability limits as low as \$100,000 and maximum liability limits as high as \$15 million.

\*CNA/Schinnerer is proud to have earned the commendation of the AIA and NSPE/PEPP.



# PROFESSIONAL LIABILITY INSURANCE



## The Long And Short Of Liability Protection

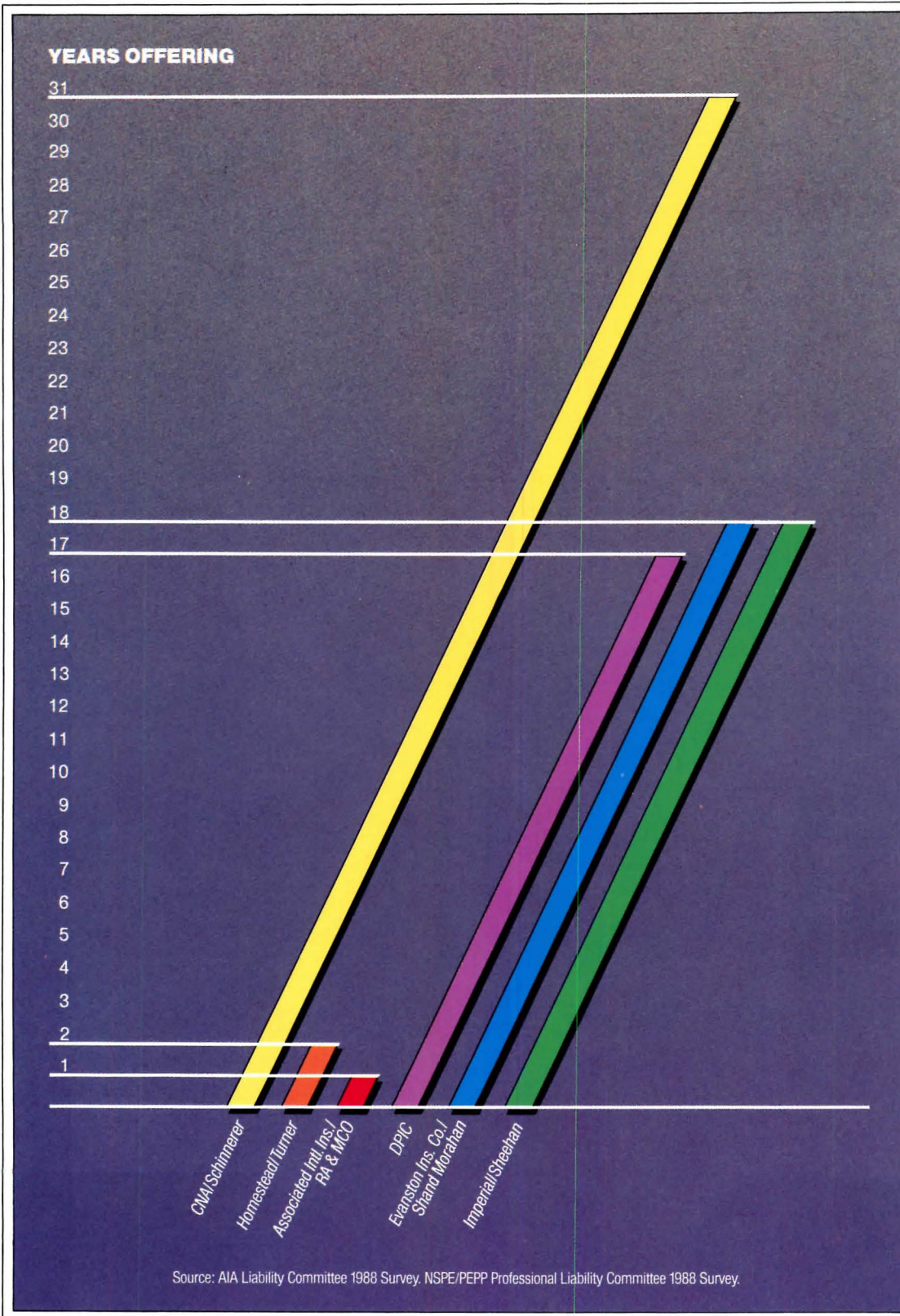
Paying a professional liability premium today doesn't mean a company will be willing or able to protect you two or three years down the road. But, there is a good way to predict a company's future dependability; look at its past performance.

The CNA Insurance Companies and Victor O. Schinnerer & Company, Inc., have offered a professional liability program\* for architects and engineers continuously since 1957. No other company has been in this volatile field as long. And we reward those who remain loyal to our program and who have favorable claim experience with a premium credit.

Part of the CNA commitment is to maintain a high quality program. So we offer you choices that let you match your coverage to your individual needs. And a nationwide network of claims offices to help you if a claim arises. We also offer loss prevention seminars, newsletters and other guidelines to help you minimize claims.

Have your independent agent contact Victor O. Schinnerer.

\*CNA/Schinnerer is proud to have earned the commendation of the AIA and NSPE/PEPP.



Victor O.

**Schinnerer**  
& Company, Inc.

Underwriting Manager  
Two Wisconsin Circle  
Chevy Chase, MD 20815-7003  
(301) 961-9800, Telex 892340

Chicago, (312) 565-2424  
New York, (212) 344-1000  
San Francisco, (415) 495-3444

**CNA**

For All the Commitments You Make

Coverage for this program is provided by Continental Casualty Company, one of the CNA Insurance Companies.

Circle 101 on information card

Printed in U.S.A., August, 1988

**The Institute from page 32**

to link people and ideas across distances; the effect of technological advances on decision-making) would have a major impact. According to Duncan B. Sutherland, considered by AIA to be an "expert on the office of the future," the greatest challenge in the information revolution is to understand the role of the human being in the informational process. "This madness that we call the office today is absurd. It is a function of a set of constraints which existed in the 1600s and 1700s. Those constraints don't exist anymore," said Sutherland.

The respondents to the survey did express the opinion that the most important factor of this information revolution will be the requirement to integrate technology and human needs of the workplace.

The survey also found that only 37 percent saw the automation and materials revolution as a major factor affecting the built environment. The IAF report states that the built environment will almost certainly be transformed by the "materials revolution" during the 21st century. However, based on the approach of the building industry—limited research and development, corporate aversion to risk, resistance of the labor force to change, the difficulty of predicting the lifespan of materials over long periods—the report predicts that changes in materials are more likely to be "evolutionary rather than revolutionary during the 1990s."

The fifth-highest-rated trend was America's need to be competitive in a global economy. The survey found that 43 percent of the respondents saw this as a major factor. They believed the most significant impact of shifts in the world markets would be that more foreign architects and firms will become involved in American construction.

The impact of energy issues was believed by less than one-third of the participants to be a major factor. This is surprising, since America was in the middle of an "energy crisis" just 10 years ago and it was common to hear predictions that we would deplete the world's renewable energy sources by the year 2000.

There was a similar response to the issue of the deteriorating environment. Only 31 percent of the respondents saw this as a problem having a major impact.

The indoor environment—the quality of indoor air, the effect of building materials, asbestos, radon gas, and the "sick building syndrome"—was believed by fewer than a quarter of the respondents to be a major factor. The survey found that, although 48 percent of the technologists/scientists thought the indoor environmental issues would have a major influence, only 16 percent of the architects agreed.

In response to this finding, at the roundtable discussion, Paul Teicholz, a scientist and engineer from Stanford, Calif., said, "It is staggering to me to think that only 16 percent of architects felt that concern

for the indoor environment would have a significant impact on the nature of the built environment. . . . What are they doing if they are not worried about the indoor environment? People live in their structures, right?"

Professional trends related more directly to architecture also evoked relatively low responses. Growing client sophistication and the changing nature of professional liability both were charted in the bottom half of trends identified as likely to have a major impact. As might be expected, architects viewed liability as more influential than did other professionals, but only 30 percent of architects said it would be a major factor. More than a third of all participants said that the professional issues would have either slight or hardly any impact on the built environment.


On a relative scale, governmental and social trends were not seen as having prime consequences by survey respondents. Twenty-seven percent believed that the economic polarization of America would have a major effect, while only 19 percent said that a national resolve to tackle social problems would have a major impact. The fewest respondents in the survey said that architecture will be influenced in a major way by a demand for accountability and efficiency in government.

The survey also questioned the role of the architect in the next century and suggested areas in which architects could make the greatest contributions. When given a list of seven such possible areas, the most frequently cited was designing livable cities, followed by designing good

*continued on page 37*

**PROFESSIONAL LIABILITY INSURANCE**

**Now you can earn premium credits for loyalty & loss prevention.**



The CNA Insurance Companies and Victor O. Schinnerer & Company, Inc., announce two ways you can save money on your professional liability premium. We now offer two *new* premium credits to qualified firms with acceptable loss experience if

- Your firm has been insured continuously for at least five years in our program\* (5% credit) *or*
- Your firm has annual billings up to \$5 million and puts emphasis on specific loss prevention measures (5% credit)

Firms that meet both qualifications can earn a 10% premium credit. For more information, have your independent agent contact Schinnerer.

\*CNA/Schinnerer is proud to have earned the commendation of the AIA and NSPE/PEPP.

Circle 37 on information card

Victor O.

**Schinnerer**  
& Company, Inc.

Underwriting Manager  
Two Wisconsin Circle  
Chevy Chase, MD 20815-7003  
(301) 961-9800, Telex 892340

Chicago, (312) 565-2424  
New York, (212) 344-1000  
San Francisco, (415) 495-3444

**CNA**

For All the Commitments You Make®

Coverage for this program is provided by Continental Casualty Company, one of the CNA Insurance Companies.  
NOTE: Credits currently not available in all states. Credits apply to limits up to \$1,000,000.

# EUROPEAN DESIGN HAS FOUND ITS PLACE IN

Our remarkable new line of Hostess™ kitchen sinks gives you the best of both continents.

Designed and crafted in Europe, these sinks have sleek, elegant curves made of the finest fire-clay ceramic for the look and feel of luxurious china.

And their design features reflect the sophistication of American lifestyles. With contoured shapes, custom-fitted utility baskets and optional cutting boards that offer more room for creativity.

In addition, all four distinctive models are available exclusively in Champagne or Pearl White.

The American Standard Hostess kitchen sinks. Where European design and American ingenuity come together.

To find out how successful our Hostess sinks can be for you, see your local American Standard wholesaler or call 1-800-821-7700 (ext. 4023) for your local showroom.

For our Luxury Products Brochure, write to American Standard, PO Box 6820, Piscataway, NJ 08855-6820.



THE AMERICAN KITCHEN.



*American  
Standard*  
PURE LUXURY

Visit our Showplaces: Chicago (III Crossroads of Commerce, Suite 100, Rolling Meadows) 312-506-0800; Dallas (12344 Inwood Rd.) 214-991-0841;  
Los Angeles (116 N. Robertson Blvd.) 213-657-7600; New York (40 W. 40th St.) 212-703-5484; Pittsburgh (100 Ross St.) 412-471-8200.

Circle 39 on information card

# Why are today's progressive architects turning to Point Line® CADD?

# S I M P L I C I T Y

## Building productivity.

“Fast is an understatement! After installing Point Line CADD, it took me less than a day to learn and it has increased my productivity every day since.

That's good business.”

**Peter A. Combs, A.I.A.**

Combs Gould Associates  
Atlanta, GA




## A unique marketing tool.

“We looked at 15-20 different software packages. No one else compares with Point Line's integrated 2D and 3D programs, easy-to-learn commands and fast screen regeneration capabilities. We can

## As easy to use as your imagination.

“After just three months our new Point Line CADD system had us turning out work faster than our sales department could ship it out. No one's faster with implementation when we install a new update or train a new operator. Point Line is clearly superior.”



get the jobs out quicker, with more detail and added saleability. It gives us a real marketing edge.”

**Clare Henry Day, A.I.A.**

Day & Associates  
Redlands, CA


**Donald J. Frost, A.I.A.**

MSI General Corporation  
Milwaukee, WI



## There is a difference in software performance.

If you would like to see for yourself how Point Line could save you more time, money and increase productivity, call 608-256-3025 or write Robi Graphiks, 122 E. Olin Ave., Suite 270, Madison, WI 53713.



For more information, circle the appropriate inquiry card number:

1. Send me literature on Point Line CADD. Circle # 69
2. Name of the nearest dealer. Circle # 71
3. Coupon redeemable for FREE Architectural CADD Symbols Disk with purchase of CADD module. Circle # 73



 **POINT LINE®**

## The Institute from page 33

buildings and making housing available to everyone.

The survey revealed a general lack of consensus among respondents on changes they foresaw in architectural services by the beginning of the next century and on changes in the role of the architect. At the roundtable meeting, Fred Bell of Stow & Davis furniture company said that architects are experiencing a severe identity crisis. "There must be a core activity that professionals are known to be responsible for," said Bell.

Sutherland further questioned the purpose of architects. "Is it AIA's responsibility to ask the question, 'Is there a legitimate role for architecture'?" That is the hardest question for a profession to ask itself, always. Do we have a legitimate role? Because the immediate answer is in self-preservation, we say, yes, of course we do. We are beautiful, wonderful, and needed. But there are an awful lot of professions throughout history that have disappeared. Lots of them. I am not sure that architecture might not be one of them eventually."

Addressing issues of change in the practice of architecture, social scientist Robert Gutman, Hon. AIA, called "the professions" relics of the organized way of answering the questions of society and dealing with its problems. Gutman also questioned the profession's commitment to self-regulation. "What is happening and is likely to happen for a long time to come is that there is a kind of battle going on between the established professions and the way they carve up the territory and all these new fields and types of expertise that are emerging outside of or near to the professions," said Gutman.

According to Pastier, "the profession is dividing itself into design architects with a capital D and people who are more bread-and-butter practitioners. It is both good and bad. It is good in the sense that there has been in the last five to 10 years much more attention being paid to architectural design by the general public and by the profession itself. It is bad in that it has created a sort of elite class of people who perhaps by opening up an umbrella in New York will send people to opening up umbrellas in Los Angeles—or maybe the direction is the other way."

At the meeting in Chicago, the participants also focused on the necessity for architecture to define its mission. "And by that we mean recapture values by returning to an understanding and promulgation of spiritual and philosophical principles," said educator and social activist Amy Freeman Lee.

Benjamin E. Brewer, FAIA, reaffirming the importance of this social concern, asserted, "Nat Owings said that Skidmore, Owings & Merrill was not founded to do brick and mortar building. It was founded to produce an impact on society."

—LYNN NESMITH

## St. Louis Hosts Conference On 19th Century Architecture

American architecture's 19th-century equivalent of "form follows function" could well have been "style signals purpose." So argued Alex Krieger, Boston architect and Harvard professor, in a keynote speech to the AIA national design committee meeting in St. Louis in July.

This was the second of three design conferences the committee scheduled for this year, each to meet in a different city to study American architecture of a different century: Annapolis, Md., (April) for the 18th century, St. Louis for the 19th, and Los Angeles (Nov. 4-6) for the 20th. Michael Dennis, architect and author, is serving as a consultant to help plan the year for the committee, which is chaired by Glenn Garrison.

Krieger suggested that the 19th century was not an arbitrary style war. He decried what he called "the Great Regression theory" of Lewis Mumford and Sigfried Giedion—the notion that a nascent modernism was crushed at the time of the Chicago World's Fair by timid reactionaries. "History was used polemically in the 19th century to express the purpose and importance of the building," he said.

Krieger also pointed to Copley Square in Boston as an example of what Americans did well and did badly in the 19th century. The individual buildings—Trinity Church, the Boston Public Library, and others—were superb, he said, but the ensemble was a failure. As did Dennis in an earlier talk, Krieger argued that American architecture has always been more interested in the individual building than in the idea of collective urban form. Dennis traced that bias back to Thomas Jefferson. "The Paris Jefferson knew," Dennis said, "was that of the new villas, freestanding pavilions out beyond the boulevards. He saw them as the ideal language for an agrarian republic, a language ideally suited to an emerging nation of individuals." Dennis noted that an urbanism of individual freestanding buildings facilitates changes of style and eclecticism, in contrast to the more orderly and continuous influence of attached buildings that is characteristic of European urbanism.

Krieger suggested that the "private streets" of St. Louis, like many other 19th-century suburban places, achieve an ideal balance between European order and American individuality. "A regular colonnade of trees controls the idiosyncrasies of the individual houses," he said. He called this model Elm Street but noted that it is also Live Oak Street, Sycamore Street, Palm Street, and Banyan Street.

Historian Peggy Darnell, in a slide lecture on landscape and one on architecture, placed the history of St. Louis within the larger context of the 19th century.

—ROBERT CAMPBELL, AIA  
News continued on page 39

*Origination*  
1891  
*Sullivan*

Truly great architectural masters understand the magic of detail in their buildings. And now, you can create a little magic of your own with Graphicalad panels by Cupples.

The finish on a Graphicalad panel adds revolutionary detail to aluminum cladding without adding greatly to its cost.

For more information about this revolutionary new product, write to **Cupples Products, 2650 S. Hanley Rd., St. Louis, MO 63144**, or call **Phil Moran at (314) 781-6729** today.

**CUPPLES PRODUCTS**  
DIVISION OF H. H. ROBERTSON COMPANY  
2650 South Hanley Road • St. Louis, Missouri 63144 • (314) 781-6729

*Graphicalad*

Entablature detail of Wainwright Building by Louis Sullivan. Restoration by State of Mo.

Circle 43 on information card

# When you reach the top seat, the power struggles are over.



How powerful can you look when you're struggling to make a minor adjustment to your chair?

- Make an executive decision to look at the high-back executive Connex chair, with controls on the side. Where they're easy to get to. It's one example of the ergonomic design that Connex takes further than any other chair. Ever.
- Examine the patented mechanism that controls back support as you recline. Or the front pivot that reduces leg pressure as you tilt back.
- It's all based on the idea that a simple seat adjustment should never cause a power struggle in the office. Call 1-800-482-1616.

**KIMBALL ARTEC**<sup>®</sup>  
THE CHOICE THAT WORKS.

DIVISION OF KIMBALL INTERNATIONAL,  
WORLD HEADQUARTERS, JASPER, IN 812-482-1600

## Practice Design Risk Retention Group Issues First Liability Policies

The first design industry risk retention group to be established under the 1986 amendments to the 1981 Risk Retention Act began issuing policies this year.

The act and its amendments, which Congress passed to make easier the formation of "captive" insurance companies that offer policies nationally, require that such companies be licensed in at least one state. The Architects & Engineers Insurance Co., Northbrook, Ill., met final qualifications for licensing in Delaware on April 29, according to an AEIC spokesman, and had issued 23 policies by the end of June.

Captive insurance companies are owned by the insureds and typically are reinsured by an established insurer. Until the 1986 amendments, captive insurance companies were often established "off-shore" (a term referring to the practice of incorporating within the jurisdiction of Caribbean island nations). Captive insurers are, in effect, creating a corporation through which they insure themselves.

To make liability insurance available in a restrictive market, and to counter state insurance laws that hamper the formation of interstate captive insurance companies, the 1981 act established that a "risk retention group," licensed in one state, may act interstate as a domestic captive insurance company. The 1981 act was aimed at product manufacturers. The 1986 amendments opened the act to others.

In the case of AEIC, all insureds become shareholders, investing capital at the rate of 2.5 percent of gross revenue. Minimum capital investment is \$50,000; maximum is \$1 million. To reduce collective risk, prospective shareholders first must meet AEIC prequalification requirements.

A major benefit of the self-insurance approach is an open system of premium setting, said C. Roy Vince, a consultant who assisted in the formation of AEIC. The AEIC base premium ranges from 0.4 percent of annual gross revenue per \$1 million policy limit for firms with \$50 million in fees to 1.75 percent for firms up to \$5 million. This basic rate varies from minus 25 percent to plus 35 percent, depending on individual company risk characteristics that are determined by the qualification process.

A one-time charge of up to 100 percent of the base rate provides prior-acts coverage. The minimum premium is \$35,000. Limits up to \$5 million are available with an additional \$5 million on a case-by-case basis.

AEIC has a 50-50 quota share agreement with Progressive Casualty, which is licensed in all 50 states. Progressive issues policies and is responsible for all obligations under a policy. AEIC reinsures Progressive for 50 percent of liability insurance up to

\$3 million; Progressive underwrites the balance of the risk. Progressive was interested in AEIC because of Progressive's success with risk retention groups within the banking industry, Vince said.

Premiums charged thus far range from 2.16 percent to 4.37 percent of the design firm's gross fees, with the purchase of prior-acts coverage, Vince said. "The prime motivation for any A/E firm coming into the program should not be rate saving," he stressed. "Instead, the AEIC-Progressive program offers the design community the opportunity to control its own destiny."

"Because we are not tied as much to the financial market as is brokered insurance, our rates stay relatively constant in good times and bad," said Joseph S. Brown, AIA, a managing partner of Everett I. Brown, Indianapolis. "There is a possibility, too, that our presence will result in lower liability insurance costs in general because of the competition we represent for the open market."

"Control is a key drawing point to joining a risk retention group," said Frank Lebman, senior vice president of Ewing Cole Cherry Parsky of Philadelphia, an AEIC member. "Insurance companies seem to have arbitrary ways of setting fees and penalties. With AEIC we know exactly how our premiums are established. For that reason alone, even if rates were higher than we could get on the open market, I'd want to stay with AEIC."

"There is a lot of skepticism in the marketplace because risk retention groups represent a new approach," said Brown, who is also chairman of the AEIC qualifications committee. "The evaluation process involves an extensive qualification form and a visit by an AEIC loss-prevention expert. High risks are well known in the building industry. So we identify and control these risk areas. When we accept a firm, we follow with a letter of suggestion, pointing out what could make the firm better. Each year we follow up with another visit. Lower premium rates are the incentive for members to follow the recommendations."

"We are interested in AEIC's promise of improved claims management and the ability to have some say in the quality of the attorneys," said Robert E. Stauder, AIA, of Hellmuth, Obata & Kassabaum, San Francisco. "Our main concern with AEIC is that it is targeted to smaller firms, and has yet to issue a policy with the 'additional \$5 million on a case-by-case basis,' which we would need. We have an independent consultant studying our liability-insurance options now, including AEIC."

The amended 1981 Risk Retention Act, renamed the 1986 Risk Retention Act, allows businesses, professionals, associations, and governmental units to join together either to secure group-rate insurance or, as in the case of AEIC, to form a self-insuring risk retention group.

*continued on page 41*

*Application*

Through a proprietary process, graphic images are photo-transferred in Duragraphic™, a fluoropolymer coating from PPG, to aluminum sheets. Images can be solid, geometric or even appear to be three dimensional, using any combination of two colors. All three techniques are shown on these panels from AT&T Corporate Center, Chicago.

For more information about this revolutionary new product, write to **Cupples Products, 2650 S. Hanley Rd., St. Louis, MO 63144**, or call **Phil Moran at (314) 781-6729** today.

**CUPPLES PRODUCTS**  
DIVISION OF H.H. ROBERTSON COMPANY  
2650 South Hanley Road • St. Louis, Missouri 63144 • (314) 781-6729

*Graphicized*

Circle 47 on information card

# No one in this universe goes further with door frames.

No one, but Curries.

Curries has more standard frame options to choose from than anybody else. In 12, 14, 16, or 18-ga. cold-rolled or galvanized steel. And 16-ga. stainless steel.

You can order them any

way you want. Knocked down. Set up and spot welded. Set up and arc welded. Or set up and full welded.

And Curries custom frames are formed just one way. Your way. They can be assembled and welded by your local Curries distributor. So there's less chance of damage in shipment. And you don't have to put up with costly delays.


You see, Curries delivers **on time**. So you get what you want. When you want it. Correct. Complete. No excuses.

Call your Curries distributor today. No one goes further to provide you with the **total opening**—doors, frames and finish hardware.

He's in the Yellow Pages under "DOORS" or "DOORS-Metal". Or see Sweet's 8.2 Cur. Curries Company, 905 South Carolina, Mason City, IA 50401.  
© Curries Company 1987 CU-1687

**CURRIES**   
**ESSEX**  
INDUSTRIES INC.

Circle 49 on information card



### Practice from page 39

The risk retention approach allows some self-control of risk and increases the availability of liability insurance in a tight market, but it also requires a substantial commitment and investment by each member of the risk retention group.

One notable off-shore captive insurance company was that set up by members of the Association of Soil and Foundation Engineers. Once one of the highest-risk professional groups, soils engineers became one of the lowest-risk groups largely because of risk control measures built into their captive firm's insurance requirements.

Laws governing interstate insurance made establishing an off-shore captive insurance company almost impossibly difficult, however. The 1986 Risk Retention Act was intended to quickly open new avenues of insurance to "those affected by the insurance crisis," noted Sen. Bob Kasten (R-Wis.) in the legislative history of the act. The act was not intended to be a solution to the liability crisis, according to the legislative history.

—DOUGLAS E. GORDON

## BRIEFS

### Asian Architecture Conference

The third biennial Asian Conference of Architects will be held Nov. 7-11 in Seoul, South Korea, with the role of architects in Asia as its theme. The conference is being organized by the Korea Institute of Registered Architects in conjunction with the Architects Regional Council for Asia. Contact: Asian Conference of Architects, 3 Secretariat, Korea Institute of Registered Architects, 1603-55, Seocho-dong, Seocho-gu, Seoul, Korea.

### Chattanooga Design Competition Winner

Schwartz-Kinnard Architects with John Meder-Architect of Charlottesville, Va., have been selected in a two-stage invited competition to design a mixed-use riverfront development along the north shore of the Tennessee River in Chattanooga, Tenn. The main component of the complex will be a 75,000-square-foot building that will include a new 500-seat proscenium theater, an experimental theater, and a renovated 350-seat theater. The development will also include 80,000 square feet of office space, 20,000 square feet of retail, and 40 housing units.

### Glass Block Design Award Winners

The Pittsburgh Corning Corp. has announced the winners of the first "PC GlassBlock" architectural design competition for projects using Pittsburgh Corning's products. Prizes in three categories totaled \$20,000. First place for a completed project went to Charles F. Rogers II of Perry, Dean, Rogers & Partners, Boston, for the Seeley G. Mudd chemistry building at Vassar College; second place, Krueck & Olsen Architects, Chicago, for a glass and steel residence in

Chicago; honorable mentions, EDAW Inc., Alexandria, Va., and Leers, Weinzapfel Associates, Architects Inc., with Alex Krieger Associated Architects. In the category of planned, pending, or in-works projects, first place went to George E. Brewer of Boston, for a vacation house in the Bahamas; second place, Allan P. Shope of Greenwich, Conn., for a residence in Connecticut. In the category of conceptual projects, a class of 16 architecture students at the University of Texas at Arlington won first prize for a design for renewal of derelict urban walls into living spaces. Honorable mentions in this category were awarded to James Carpenter, New York City; Craig D. Newick and Linda Lindroth, New Haven, Conn.; and Douglas Oliver, Houston.

Jurors for the competition were James Ingo Freed, FAIA, of I.M. Pei & Partners; Thom Mayne of Morphosis; Terrance Sargent, AIA, of Lord & Sargent Architecture; Craig Taylor, AIA, of Skidmore, Owings & Merrill; and Stanley Tigerman, FAIA, Chicago.

### Rome Prize Fellowships


The American Academy in Rome has announced the 1989-90 Rome prize fellowship competition in the fields of architecture, landscape architecture, and advanced design arts (urban planning and design arts including interior, industrial, graphic, fashion, and set design). The deadline is Nov. 15. Fellowships provide winners with a stipend, travel allowance to and from Rome, housing, most meals, and a studio/study space at the academy's facility in Rome. No courses are offered; winners pursue independent study. Applications are available from the Fellowships Coordinator, American Academy in Rome, 41 E. 65th St., New York, N.Y. 10021, (212) 517-4200.

### Veterinary Hospital Design Winners

A design by Gregory R. Miller, an architecture student at Kansas State University, and Tracy Ann Carlile, a veterinary medicine student at KSU, won first place in a student design competition for a veterinary hospital sponsored by Hill's Pet Products.

### Architectural Research Conference

The Architectural Research Centers Consortium will sponsor a research conference in Champaign, Ill., Nov. 13-15. The conference is intended to establish networks of researchers, determine long-term research agendas, and lay the groundwork for a second conference on the role of architectural research in international construction competitiveness. Topics for the November conference are materials and structures, environmental systems, representation and simulation, construction automation, and building economics. For more information contact: Carolyn Dry, Architectural Research Center, University of Illinois, 24 E. Green St., Suite 18, Champaign, Ill. 61820. □



*Imagination*

What's more, each design is a one-of-a-kind creation. Yours. You'll never see your pattern repeated for anyone else, so each Graphicalad panel reflects your singular appreciation for final detail.

This unique cladding is very affordable, putting ornamentation within reach of just about everyone — and every budget.

For more information about this revolutionary new product, write to Cupples Products, 2650 S. Hanley Rd., St. Louis, MO 63144, or call Phil Moran at (314) 781-6729 today.

**CUPPLES PRODUCTS**  
DIVISION OF H.H. ROBERTSON COMPANY  
2650 South Hanley Road • St. Louis, Missouri 63144 • (314) 781-6729

*Graphicalad*

Circle 51 on information card



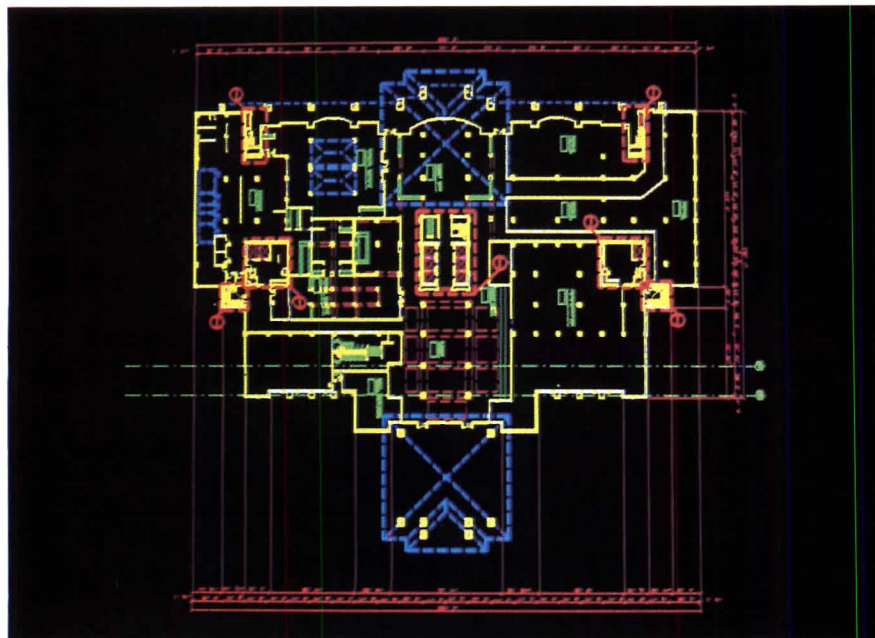

## Concept to completion. a synthesis of design

Intergraph offers an architectural system that integrates the design office. Our CADD system understands the creative process — the language of design, the dynamics of presentation, the precision of drawings and documentation.

Intergraph's flexible environment enhances the collaborative design effort, providing accurate communication and avoiding duplication of work.

Master the creative process...  
concept to completion.

Call today for information on Intergraph's advanced system for architectural design, presentation, and production.  
800-826-3515 or 205-772-2700.



*Designed by The Callison Partnership,  
Seattle and San Diego.*

**INTERGRAPH**

Circle 53 on information card



Foyer. All my visitors enter through the kitchen.



# SieMatic®

SieMatic kitchen interior design. To receive your full-color Kitchen Book and a Specifier's Manual, send your request on your company's letterhead to SieMatic, One Neshaminy Interplex, Suite 207B, Treose, PA 19047.

Circle 55 on information card





# There's not much that's typical about this office building.

## Except, maybe, the relentlessly red Pella Windows.

The owner wanted an alternative to the typical office building around Tucson.

The architect said that playfulness had been left out of today's architecture.

And from the beginning, Pella's custom color was the logical choice for carrying out the design.

Needless to say, this 70,000 square foot office building stands out in a neighborhood of predictably severe granite and glass offices. Williams Center features rounded corners, the playful juxtaposition of unusual shapes, and a dashing color scheme of red and white. You can't miss it.

In fact, the main entrance is easily recognized. It's under what appears to be a giant red metal water slide. Inside, however, the mood changes. Visitors and tenants reach their offices after passing through a charming courtyard with waterfall, meandering pool, lush vegetation, waterside seating, and contemporary sculpture.

The building's shape is the logical outgrowth of a desire to give all tenants a sense of place, regardless of how much or how little space they have. Small tenants aren't stuck with just a carved out portion of a rectangle. Here, tenants can even choose spaces with higher ceilings, or two-story spaces.

### About those red windows.

It actually started with the red metal roof. Pella's custom color department scientifically matched the roof manufacturer's color, and applied it to the windows and trim. And, to be sure that the doors matched perfectly, even supplied the paint for the metal door manufacturer.

Pella's custom color capabilities are unlimited. You may choose the most unusual color in the known world, and putting it on a Pella Window will just be typically Pella. Plus, it's a super tough enamel finish that resists

cracking, fading, chipping, and all sorts of plagues due to exposure. Yet, for all this protection on the outside, all you see on the inside is solid wood, ready to stain or paint.

### The Pella Type E Slimshade.<sup>®</sup> For the sake of appearances and energy savings.

All windows feature the insulating efficiency of the Pella Double Glazing System with adjustable Type E Slimshade<sup>®</sup> blinds between the panes of glass. This gives an attractive, consistent appearance to windows from the outside, and the convenience of built-in blinds from the inside.

For the owner, it also means low maintenance because the blinds are protected from dust and damage by the removable inner glass panel.

Energy saving, too. The low E coating on the blinds is highly effective at reflecting radiant heat back outside, which saves on air conditioning inside. And Pella's low air infiltration means energy dollars won't be lost.

For more information on Pella products for commercial projects, contact your local Pella distributor. Look for Pella in the Yellow Pages under "Windows," call Sweet's BUYLINE, or see Sweet's General Building File. Or simply return this coupon.

Please send me more information on Pella Clad products for commercial projects.

Name \_\_\_\_\_

Firm \_\_\_\_\_

Address \_\_\_\_\_

City \_\_\_\_\_

State \_\_\_\_\_ Zip \_\_\_\_\_

Phone \_\_\_\_\_

**Mail to:** Pella Windows and Doors Commercial Division, Dept. T4418, 100 Main Street, Pella, IA 50219. Also available throughout Canada.  
© 1988 Rolscreen Company.

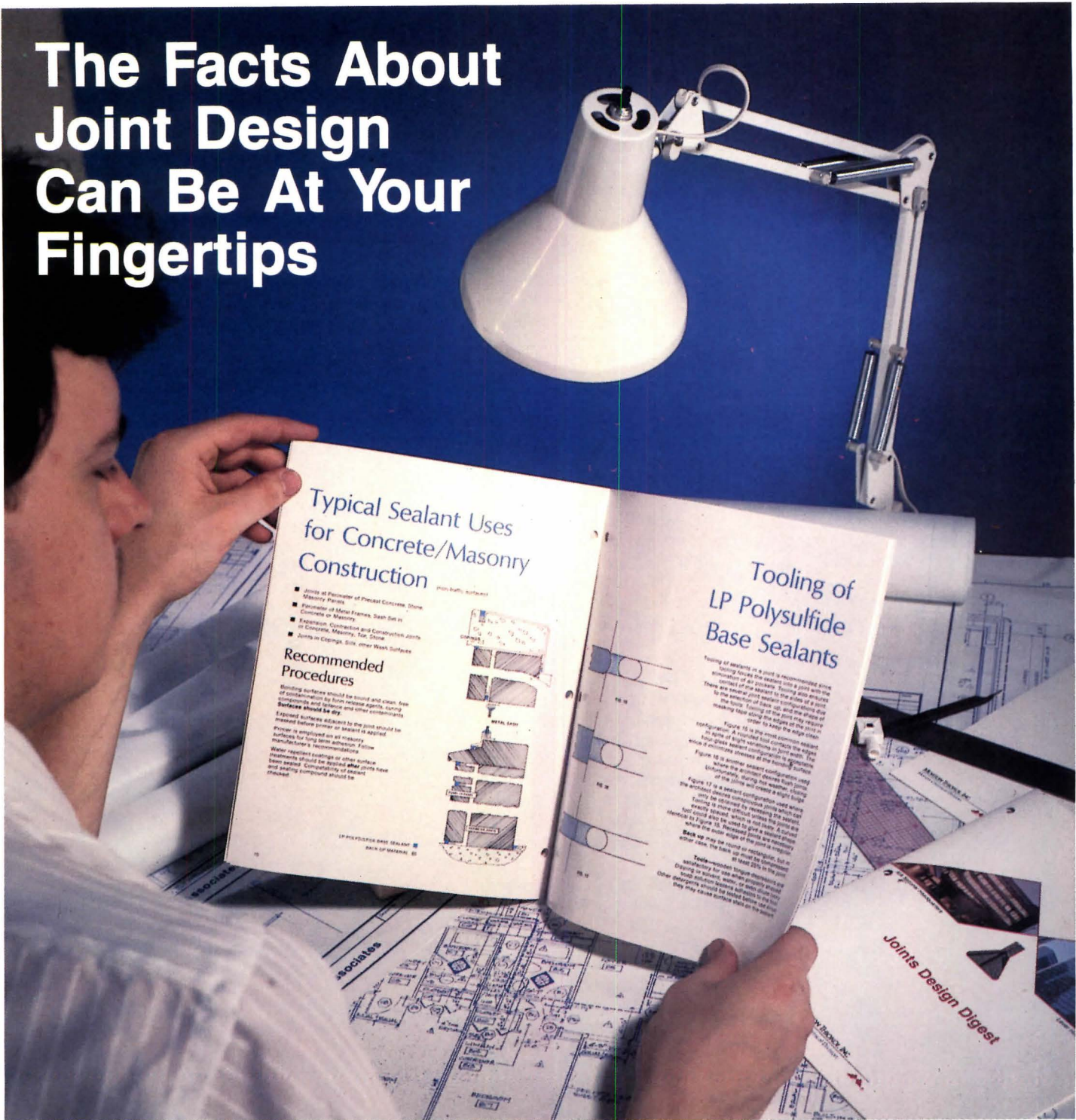
### Bring your designs to Pella.

Williams Center  
Tucson, AZ  
Architect  
John Campisano & Associates  
Tucson, AZ  
Owner  
Shull/Jones Builders, Inc.  
Tucson, AZ

Circle 57 on information card



# The Facts About Joint Design Can Be At Your Fingertips



How much movement will take place in ten foot concrete panels? How wide should joints be for structural steel, stainless steel based on a movement capability of  $\pm 25\%$ ? How deep should a 1/2 inch concrete joint be to withstand movement?

The Joints Design Digest will tell you. It's a good reference guide to keep on file. And

it's written to help you design the right types of joints for sealants based on LP® liquid polysulfide polymers...the polymers that have been serving the building construction trades for more than three decades.

Send for your copy of the Joints Design Digest today! You'll have the facts on joint design whenever you need them.

**MORTON THIOKOL, INC.**  
Morton Chemical Division



Mkt. Comm. A • 333 W. Wacker Drive • Chicago, Illinois 60606-1292


Circle 59 on information card

®Registered trademark

# What's all the flap about?

With the introduction of the VELUX® Model FSF, the days of fixed skylighting have changed dramatically. Until now conventional fixed skylights could only offer natural overhead light, with no ability to vent hot stale air and allow fresh air to enter. The VELUX Model FSF, with its unique ventilation flap, has changed all that. This exclusive VELUX feature lets you enjoy the benefits of limited ventilation, and the Model FSF is priced as low as \$158\*.

The innovative VELUX Model FSF is another good reason for choosing VELUX roof windows and skylights.



The exclusive VELUX ventilation flap opens easily to allow air flow in or out. The removable easy-to-clean filter keeps dust and insects outside.



Standard cord for easy operation of ventilation flap.



Optional rod control is available.




**The world leader in roof windows and skylights.**

Circle 61 on information card

\*Retail price for FSFHH-9 including VELUX Type L Flashing kit.

©1988 VELUX-AMERICA INC. ®VELUX is a registered trademark



**FREE**  
28 page full  
color brochure

Mail this coupon. We will send you a free copy of "The Complete Guide to Roof Windows and Skylights" and a price list within 24 hours.

Name \_\_\_\_\_  
Firm \_\_\_\_\_  
Address \_\_\_\_\_  
City/State/Zip \_\_\_\_\_

VELUX-AMERICA INC. P.O. Box 3268 Greenwood, S.C. 28648  
VELUX-CANADA INC. 16817 Hymus Blvd. Kirkland, P.Q. Canada H9H3L4

# Great minds don't think alike.



No. 1 in a series.  
Max Pack data-entry stations designed by  
Mike Tatum, The HOK Interiors Group, Dallas.

This isn't exactly what we had in mind when we created PLACES.<sup>™</sup> But it is what Mike Tatum had in mind.

Mike thought people in 36-square-foot workstations shouldn't feel like sardines. And he wanted their computers sitting within reach. But not on their laps.

He also wanted something no one had ever seen before.

With everything from fanlights to fabrics, wood to glass, PLACES gives you the freedom to create the spaces you always wanted to.

No matter what you have in mind. For more information call 1-800-344-2600.

**HAWORTH**

They're built.

Circle 63 on information card

# DO ARCHITECTS NEED TOILET TRAINING?

## **Tighten up your Bobrick specs and close the washroom door to flimsy, unsafe imitations.**

According to a nationally conducted survey of architects, Bobrick is considered No. 1 across the board. Quality, design, durability, functionality, vandal-resistance, service. And we estimate that

Bobrick is specified in 9 out of 10 major projects.

So what's the problem? Too frequently, the specs are written without a clear standard of quality and the architect's intentions are compromised down the line.

With Bobrick, edges are hemmed for safety, vendors keep vending, soap dispensers stand

up to time, leakproof means leakproof, fit and finish are superb—you've got the idea.

But, you should specify Bobrick as the standard of quality and put some teeth into it. What a

shame to put your heart and soul into architectural perfection and lose it in the washroom!

Want an Architectural Representative who will help you prepare layouts and specs? Call 800/553-1600. In CA call 818/764-1000, ext. 283. Or write to: Bobrick, 11611 Hart Street, North Hollywood, CA 91605.



## **BOBRICK Washroom Equipment**

New York Los Angeles Toronto

Photograph: Motion Picture Industry Pension Plan Office Building, Studio City, CA. Architect: William F Burch, Architects, Inc., Manhattan Beach, CA. © 1987 Bobrick Washroom Equipment, Inc.

# LET YOUR IMAGINATION SOAR...

PITTSBURGH CORNING  
**PC GLASSBLOCK®**  
PRODUCTS

You can transcend right angles ... or *any* angles ... when you design with PC GlassBlock®.

Serpentine. Undulating. Cylindrical. These are the forms that tempt you ... call you ... when your imagination is freed from the limitations of more conventional building products.



Harness the beauty—and function—of natural light. Or create glowing surfaces with artificial illumination. Design walls that seemingly float ... unconfining rooms that offer openness with privacy. The patterns, sizes and shapes of PC GlassBlock® invite the unique and daring.

But aesthetic freedom and drama are not its sole advantages. PC GlassBlock® products do so much more. They insulate ... reducing solar heat gain and noise. Lower interior light requirements. And keep out dirt, dust and drafts.

American-made PC GlassBlock® products have been providing imaginations with boundless design possibilities for over 50 years.

For information, call our PC GlassBlock® Hotline at 800-992-5769.

Or write Pittsburgh Corning Corporation,  
Marketing Department AGB-8,  
800 Presque Isle Drive, Pittsburgh, PA 15239.  
In Canada, 106-6 Lansing Square, Willowdale,  
Ontario M2J 1T5, Tel.: (416) 222-8084.



HINES INDUSTRIAL BUILDING  
Westborough, MA  
Architect: Drummey Rosanne Anderson, Inc.  
SOLAR REFLECTIVE Glass Block, VUE® Pattern

Circle 67 on information card



LIBERTY CENTER  
Troy, MI  
Architect: Rossetti Associates  
VUE® and ESSEX® AA Patterns

SCHOOR DEPALMA  
ENGINEERING OFFICES  
Manalapan, NJ  
Architect: Wayne Lerman Architect  
DECORA® Pattern





# ARCHITECTURE

This seventh annual issue on recent world architecture stands apart from its predecessors for its unusually fecund crop of prominent, large-scale, and complex buildings. Our lead article concerns Norway's most costly and ambitious post-World War II building to date, the Norges Bank. Our final building is Moshe Safdie's new, "furiously ambitious" National Gallery of Canada, which attempts, writes Robert Campbell, "to create a truly public and monumental building symbolizing a nation and its aspirations."

Other projects are only slightly less ambitious, and, with minor exceptions, each could be commended for reflecting a particular genius loci and the kind of "urban restraint and sensitivity" that Nils Finne finds in the Norges Bank. In Barcelona, a sensitive urban design and building program is transforming the entire city; in Berlin that vast German public housing and public works program known as IBA (International Building Exhibition) has produced a new harvest of buildings, the most satisfying yet; in Stockholm, a block-sized library/archives/housing complex combines old and new, modern and postmodern elements; in Prague, 40 years of controversy have yielded a huge, glassily modern addition to the historic National Theatre; outside Matara, a major new Sri Lankan university has sprung up combining vernacular and modern design elements; in Lyon a new, sleekly sophisticated French architectural school recently opened.

This year more buildings—both large and small—are rooted in modernism than in some form of historicism. Overall, however, style seems less an issue than in years past. In several cases, the same writer recommended to us two or more buildings of different styles, sometimes by the same architect. Good horse sense and sensitivity, rather than polemics and posturing, seem—mercifully—to be the order of the day.—ANDREA OPPENHEIMER DEAN

# Norway



## 'Structuralist' Bank Shares a Block with Historic Buildings

The most expensive and ambitious building in postwar Norway is also one of the most difficult to find. In a distinctly Norwegian reaction to the hype of international architectural currents, the Oslo firm of Lund & Slaato has created a new headquarters for Norges Bank that is a remarkable exercise in urban restraint and sensitivity. The building, located in the oldest section of Oslo, is decidedly antimemorial, an irony considering its \$416 million cost, 16-year gestation period, 645,000-square-foot area, and symbolic representation of Norway's overflowing, oil-supplied coffers.

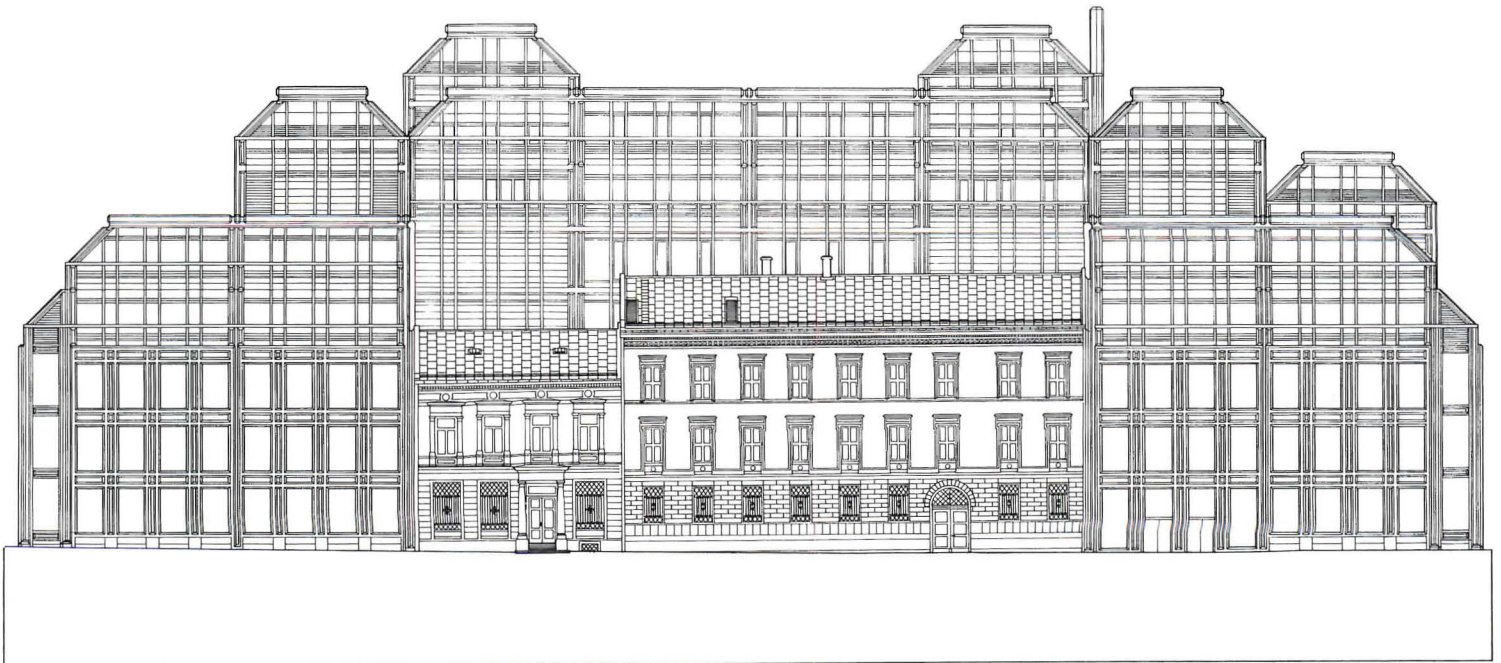
The most compelling image of the building is the aerial view, the three-dimensional representation of the plan. Kjell Lund, the principal in charge, has described the design as a three-dimensional fabric imposed upon the site, an entire city block including two groups of historic buildings, dating from 1624 to 1860. The structure of the new building is a tartan grid system with a primary module of 10.8x10.8 meters combined with secondary zones (for structural and technical support) that are 90 centimeters center to center.

Having established the parameters of the grid, Lund developed the building form as two concentric layers, separated by courtyards. The outer layer, mostly three stories high, is articulated into four corner blocks connected to each other by historic buildings on two sides and by new construction on the other two sides. The inner layer is higher, six to eight stories, and is punctuated by two tower elements

*Above, aerial view shows contextual fit. Facing page, new bank square, with main public entrance in corner building.*

placed centrally rather than at the corners. The building figure, a double "O," brings natural light into every office, with a building depth that is often only 38 feet.

Kjell Lund is a proponent of structuralism, which he defines as "a method of composition based on additive primary geometric units with secondary zones that vary in size and character." In the Norges Bank building, the 10.8-meter-square unit supported by four octagonal precast columns—the "house," as Lund calls it—is joined to other identical units, maintaining the 90-centimeter zone in between units for mechanical, electrical, and other systems. The resultant construction is "overstructured" in the sense that four columns are employed in many locations where one column would suffice.





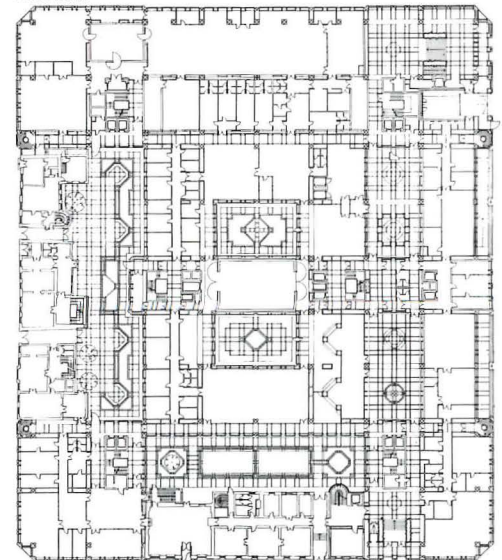
Lund argues that at Norges Bank the magnitude of technical systems required for each module justifies surrounding each "served space" with clearly defined "servant spaces," thus allowing easy access for program changes. Lund's motivation is therefore at least partly functional. However, he also is clearly enamored of the sense of "room" created by each aedicular unit, as well as the idea that the structural unit is somehow the key to the building's esthetic.

How do the pieces of the neutral building fabric acquire specificity and meaning? Lund answers that site relationships transform individual building elements. For example, adjacent to each corner pavilion stands either historic construction or new or some combination. The north corner is flanked by historic buildings on both sides. The west corner, the main entry, has a historic building on one side and new construction on the other. The entry cor-

ner also neatly terminates a new public square that Lund has created in front of the old Norges Bank headquarters. Thus, the new and old Norges Bank buildings are diagonally adjacent, a fact that may have influenced the diagonal leitmotif in the new building's structural system. More obvious is the commonality of materials and roof forms: the old building's robust Richardsonian granite walls and sloping copper roofs are precisely echoed in the new building's trabeated granite panel system and in the use of copper for roofs, some wall panels, and the basic window system.

The idea of structuralism, then, centers on a revelation of function and a revelation of structure. In Norges Bank, the logic of structural frame, whether concrete or granite, and infill panel, whether glass, copper, or wood, can be read clearly on both the exterior and interior of the building. This internal logic is simultaneously

First floor




*Above, one of several courtyards. Facing page, interiors are marked by 'diligent manipulation of surfaces and materials.'*



Photographs by ARFO Fotostudio

*Right, a courtyard on the building's west side, with sculpture by Kristian Blystad. Facing page, a rooftop view shows similarities and contrasts.*



the building's most successful and weakest aspect. It lacks drama but has tremendous solidity.

On the interior, zones of stone and metal alternate with zones of wood and carpet. The main banking hall, for example, with large grilles of stainless steel and brass, creates a vivid image of the interior as a giant cash register. Courtyards of course are differentiated by the various building walls, new and historic, that enclose them, and also by subtle changes in landscape and paving. However, even given the most diligent manipulation of surfaces and materials, the visitor is confused by too many similarly shaped spaces, both interior and exterior. One wonders whether a larger space, a grand cloister, could have served as a common point of reference for the building's inhabitants. The plan has the complexity of a small city, but the town square unfortunately is missing.


After establishing a three-story-high cor-

nice line at the street edge, Lund clad the entire upper structure in copper. It is, as he describes it, "a mountain of copper that has given a particular image and identity within the larger context of the city." It is a compelling image when viewed from above.

At street level, however, the building seems intentionally episodic, a series of pieces carefully scaled to the surrounding context. *Norges Bank* responds directly to Alberti's notion that the building is a small city, and the city a large building. The quiet geometric rigor of the site organization locks this building into its urban context. Its walls mediate beautifully between past and present Oslo, a small and finely scaled European capital.

—NILS C. FINNE

*Mr. Finne, a 1985 Fulbright fellow in Helsinki, now works for Richard Meier & Partners.*



Photographs by ARFO Fotostudio

# Sri Lanka

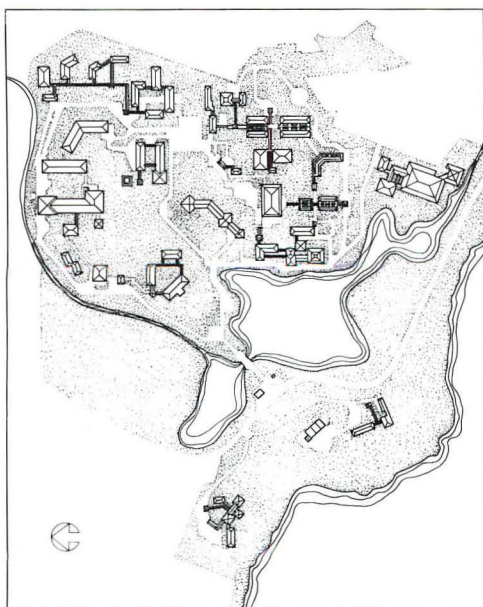
## *Gracefully Horizontal University Buildings Overlooking the Sea*

*Architect Geoffrey Bawa writes as follows about his new University of Ruhunu in Matara, Sri Lanka.*


The 75-acre site on the southernmost coast of our island consists of three hills overlooking the sea to the south and high enough on the northern and eastern slopes to have splendid views inland as well. The site itself was an overwhelming influence on the plan. We sought to accentuate certain views, frame others, and give delight and surprise at every turn through the buildings and landscape. The landscape was to be as important as any building placed in it.

The lowest slopes, nearest the sea, were designated for residential use, including rooms for single professors and lecturers, an academic guest house and club, and the vice chancellor's residence. On the hill with wide views of the sea are the arts buildings, while the science building is on the hill further inland. The buildings on both hills tumble down to the valley between, which houses shared facilities such as the students' coffee shop, the library, and an open-air theater.

*This new university, perched on a hillside overlooking the Indian Ocean, re-creates in form a traditional Sri Lankan Village.*







Photographs by Dominic Sansoni



The buildings are organized into groups, linked by covered walkways. The plan follows the pattern of a village or small country town and is easily accepted and understood by the students. The connecting walkways allowed us to use pavilions and gazebos with built-in seating and verandas, which provide varied spaces for pause, contemplation, and visual enjoyment of the landscape.

Buildings and landscape are given equal emphasis, neither overwhelming the other. There is no great change of mood and feeling as one steps into or out of a building. *The major change is a gradation of light, as in moving from the shelter of a large roof to that of a large tree.* This slight

*Regional materials—brick, stucco, timber, and tile—are used exclusively to unify the campus design. Wide verandas and large overhanging roofs, typical of the region, provide a subtle transition between interior and exterior spaces.*

change is further softened by an intermediate open veranda.

All the materials are local. The larger buildings are reinforced concrete frames and brick walls, stucco finish, timber framing for the tile-clad roofs, and wide overhanging eaves.

The same materials and methods of building were used throughout—brick walls sheltered by wide verandas and

large overhanging roofs. The last have been the dominant architectural elements in Sri Lanka from earliest times.

Ronald Lewcock of MIT wrote in the February 1986 issue of the *RIBA Journal*: "The apogee of Geoffrey Bawa's work so far is undoubtedly his new University of Ruhunu at Matara. Here he has created a skein of stairs and walkways draped over a steep hillside. He has captured every conceivable view, and where there was none, created his own. One climbs up through the buildings and looks down over incredible orange tiled roofscapes below and, beyond, the Indian Ocean. Modern and traditional materials match and blend perfectly." □



Photographs by Dominic Sansoni



# Spain



## *Brightening a City With a Web of Modest Interventions*

Barcelona has changed dramatically in its first few years of democratic city government. The city council has launched an urban development program that challenges most of the methods and principles of traditional city planning. The massive program, with more than 200 new squares, parks, gardens, avenues, and other public works approved or completed in the last seven years, aims to transform the public face of the city in time for the 1992 Olympic Games.

The program's chief strategist is Oriol Bohigas, the well known architect and former editor of *Arquitecturas Bis*. In place of "abstract planning based on idealized models," he says, he has promoted a project-by-project series of decentralized interventions. This strategy has produced

a complicated web of projects, developed by planners and other professionals with community participation.

The most daring and controversial aspect of the Barcelona planning program has been its concentration of limited funds on improving the city's public spaces, relatively inexpensive ventures, "which will produce an immediate and tangible political return," says critic Ignacio Sòla-Morales, and, it is hoped, attract and shape private growth and rehabilitation.

Many of the new projects are traditional urban monuments, homages to heroes and symbols of the city. With the new political climate, statues held in city warehouses since the civil war are re-emerging, and new works have been dedicated to persons such as Pablo Casals and Picasso, who is honored with a sculptural fountain by Antoni Tàpies in the new Passeig de Picasso. The former grandeur of Barcelona's boulevards is commemorated by the ornate turn-of-the-century streetlights brought out of storage for the new pedestrian promenade on the Avinguda de Gaudí.

Barcelona's planners also have sought urbanity at a more fundamental structural level. Locally, their aim has been to re-assemble from the multiple disciplines of public works (traffic control, drainage and sewage, electrical and lighting, paving, planting, etc.) the idea of the public space as an integrated local project, with a specific author and an identifiable character. "A street is not a highway," says planning director Josep Acebillo. "And when a highway enters the city, it must be converted into a street—it must be given a geometric structure and signification."

In the new districts, Barcelona's planners have not been able to use street-and-square, figure-ground concepts, but have had to accept existing configurations of development. A useful model has been the site-specific sculpture of Richard Serra and other artists, in which the work of art is conceived as a critical intervention in an existing context.

Serra was invited to design one of the first of the new public spaces, the Plaça de las Palmeras. The roughly rectangular site is divided in two by long, curving con-



Facing page, turn-of-century light standard in *L'avinguda de Gaudi* (Màrius Quintana and municipal architect Pere Falqués). Above, *La Plaça de Sóller* (municipal architects Josep M. Julià, Josep Lluís Delgado, Carme Ribas)—view of Xavier Corberó's sculpture 'Homentage a les Illes.' Right, *La Plaça de las Palmeras* (municipal architects Pedro Barragán and Bernardo de Sola, sculptor Richard Serra); below, view of wall with bandstand.



crete walls. One side is a playing field with a monumental light tower; the other contains a grove of trees and a bandstand. The park was developed by city architects from Serra's sketches. The curving walls lack the tension of Serra's "Tilted Arc" in New York—the immediate surroundings have been too sympathetically rendered—but the park works well as a public space, and Serra's gesture functions at a critical, or "significatory," level at the larger scale of the building blocks around it.

Many other artists have collaborated on designs, including several Americans, most notably Ellsworth Kelly, whose pow-

erful sculpture "Totem" has been erected in the new *Plaça del General Moragues* not far from Serra's work.

The greatest challenge is more modest projects, where limited intervention—often a simple repaving—is intended to draw out an implicit but undeveloped structural character that distinguishes the space. In the old suburban town of Sant Andreu, for example, the repaving of several streets has produced a pedestrian axis that links all the important elements of the quarter, from the train station to the market, and gives a new focus to a district lost in the city's expansion.

The *Plaça de Sóller*, by members of the city's Public Space Design Department, is an example of the most direct means of defining urban space—the traditional urban park. The large paved plaza at the lower end of the park is enclosed on three sides by a covered arcade. Another border of trees encloses the terraced gardens on the upper half of the site, which surround a large pool. Xavier Corberó's sculpture "Homentage a les Illes" is situated in the middle of the pool.



The most interesting designs make use of the inherent ambiguity of enclosure when objects rather than borders are used to define space. Like many projects, Daniel Freixes's Parc del Clot uses monumental light towers as space-defining elements: four towers mark the park's precinct, which has no firm or regular physical boundary. The park is cut diagonally by a walkway, which bridges part of the lower recreation plaza. This space is also defined by a line of arches for artificial illumination.

The flamboyant light towers at Luis Peña-Ganchegui's Parc de l'Espanya Industrial, a water park (or modern Roman bath, as he calls it) were also designed as platforms for fireworks and public festivals. The towers stand in a monumental line between the new Sants railroad station and the park, above a mammoth grandstand overlooking the lake. On the opposite side of the park, the water forms an intimate canal to establish the border of the park with the smaller, more ragged blocks of the suburban town of Sants.

Also at Sants, Helio Piñón's and Albert Viaplana's Plaça dels Països Catalans is

the most intriguing of all the projects completed so far. The architects were given as a site the entrance to the new railroad station—a deck built over the railroad tracks, unable to support anything heavier than a layer of pavement. They decided to develop the bleak potential of the site, emphasizing the confrontation between the vast empty space and the long, low profile of the station, designing on the horizontal, as they cryptically note, "like water poured out on the ground." The space is anchored by two metal structures: a tall pavilion and an undulating arcade. The two stand carefully on the delicate pavement (the columns of the pavilion all have shoes), which is subtly arched across the site. The solution is implicitly critical, and the discomfort it causes is a chilling antidote to the gaiety of Peña's nearby water park.

The two projects embody opposite visions of the role of public space in the city. Peña's park is descended from Wright's Midway Gardens, the old Madison Square Garden, and Robert Moses's Jones Beach bathhouses, to cite a few American pre-





David Cohn

*Facing page: far left, La Via Júlia (sculptors Sergi Aguilar, Antoni Roselo); top, El Parc del Clot (Daniel Freixes, Vicente Miranda); middle, La Plaça dels Pàisos Catalans; bottom, light standard. This page, El Parc de l'Espanya Industrial Luis Peña-Ganchegui, Fransesc Rius).*

cedents. Piñón's and Viaplana's Plaça, on the other hand, points back to the austere clarity of the great paved space surrounding Juan Hererra's Escorial.

The rehabilitation effort has begun to crystallize around the open-ended project Del Liceu al Seminari, directed by Lluís Clotet with the help of Oscar Tusquets. This proposal eventually will see a cluster of new cultural facilities in the renovated quarters of several old ecclesiastical institutions in the Raval, the district directly west of the Barrio Gótico. The project includes a new museum for contemporary art by Richard Meier in the former Casa de la Caritat, a city cultural center, and a new library in the former Convent dels Angels. Clotet also proposes a Gran Plaça to give a public face to the

new institutions. The elaborate scheme, which includes several other plazas, a garden, underground parking, and a new pedestrian network, aims to open the district to the rest of the city, ending its long period of isolation and decline.

With the selection in 1986 of Barcelona as the site of the 1992 Olympics, city planners are facing for the first time the prospect of substantial private development. Master plans have been initiated to focus and shape development under the city's control. The Olympic Village, for example, will be built largely on land leased from the city, using designs approved by the city and following a master plan developed for the city by the firm of Martorell Bohigas & Mackay.

In its effort to return the city to the service of its inhabitants, the Barcelona city council has done much to restore architecture to the service and aim of improving everyday life in the city.

—DAVID COHN

*Mr. Cohn is an American writer based in Madrid.*

# Finland



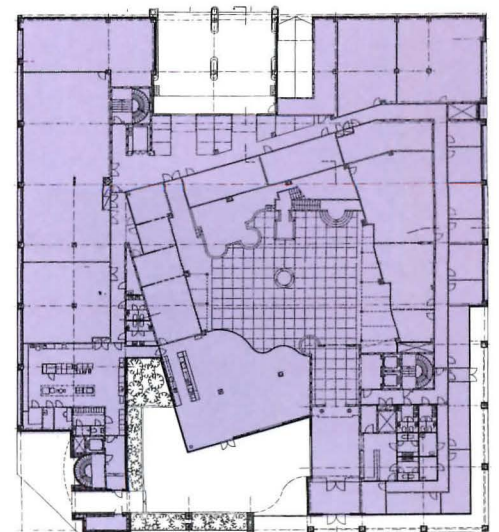
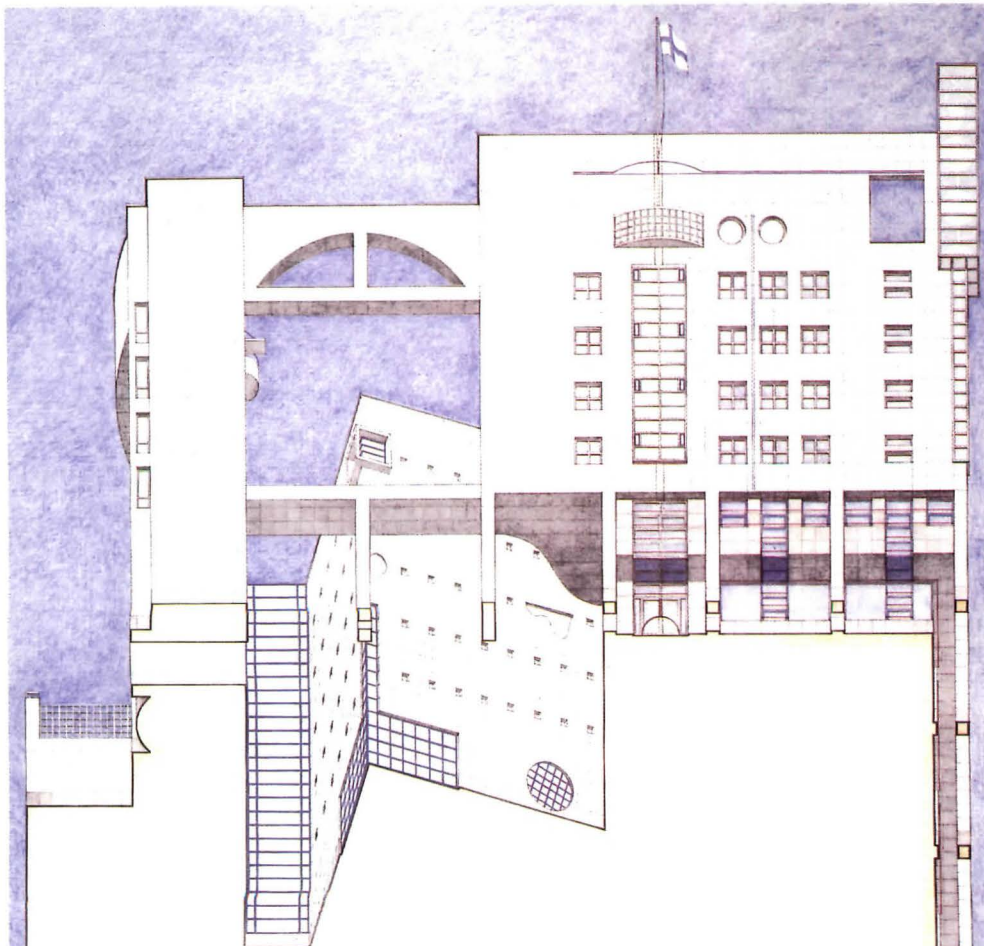
## *Office Building of Cubes, Curves, and Processional Spaces*

The company is a publisher of magazines on culture, politics, and other special interests. In a nation of 5 million, 300,000 Finns read one of the company's weeklies.

Architect Ilmo Valjakka was given three design criteria: the building should have a personal image, should represent quality modern architecture, and should have an atmosphere that stimulates creativity. The building program called for editorial staff offices, an auditorium, library, three photographic and video studios, a photographic laboratory, two testing kitchens, and the inevitable saunas and a bar in a total of 12,600 square meters.

The basic geometry of the building consists of two squares, one inside the other. The inside square, forming a solid cube, is rotated 16 degrees from the building's primary mass, the outside square, which has a building-height cutout facing the street. This cutout forms an oversized gateway that provides a clear view from the street of the inside cube and the building's spatial order and composition. In addition, the building's facades were articulated and detailed to be in harmony with neighbors in this high-density, mixed-use area of Helsinki.

The building is organized as a procession from small to large places, whether from the street to the heart of the building or from private workstations to the most public center of the building—the heart of the building being like a town



Ground floor





square. Along these processional routes, one passes through a number of transitional spaces—active, leisurely, semi-public, among others. The placement and detailing of openings makes wall elements look transparent and increases spatial flow in the building.

The editorial offices are single loaded in the inside cube around the multistory atrium of the “town square” and also wrap around the perimeter mass of the building. The irregular void between the inside and outside squares serves for circulation and brings natural light and fresh air into the building. The communal spaces are on the ground floor; amenities, such as the sauna with its terrace, are on the top floor.



The design approach, as explained by the architect, resembles cubist esthetics. The geometry is limited to cubes and circles and their parts. The objective was to create a spatial order that would make its imprint on the mind and senses in many different layers to elicit memories and a sense of uniqueness.

The building was completed in June 1987. For its inauguration, the Finnish composer Harri Wessman wrote a concertino for piano and chamber orchestra. Said the composer on his work in relationship to the building, “I was given a very unusual commission: compose a piece on this building. As I was wandering around the construction site it became clear to me that the reliefs in the central court, the ‘town square,’ are like melodies drawn onto the walls, giving birth to arches, pianolike curves.”—PETER LIZON, AIA

*Mr. Lizon is an architect and planner and teaches architecture at the University of Tennessee, Knoxville.*

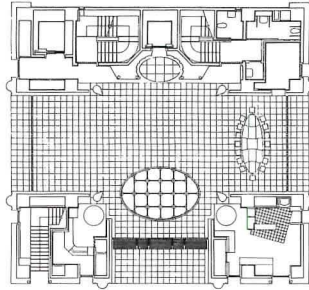


*Facing page: above, a side view of the exterior; below, a drawing of the front elevation. This page, two views of the interior ‘town square.’*



*Clockwise from above left, detail of an interior balcony in the Finnish publishing house; space between inside cube and perimeter mass; an interior entry. □*

# Japan



First floor

## High-Rise Beacons Mounted on a Mysterious Black Box

Shinsaibashi-suji, a street in a major commercial and entertainment district in Osaka, is crowded with people most days and nights of the week, and competing for their attention are countless signs and neon lights. In a daze from information overload, one might easily fail to register another addition to this visually aggressive environment, but an establishment that opened last year on a spot where the street meets the Dotonbori River manages to make its presence known to even the most befuddled pedestrian. Kirin Plaza, by architect Shin Takamatsu, is hard to miss because he does not play the game as everyone else does. Instead of lights and signs added to a facade, his building has huge beacons that account for half the building height. These are mounted on what is quite literally a black box, possessing an aura of faintly sinister mystery that is in sharp contrast to the cozily obvious images projected by its neighbors.

Kirin Plaza is a commercial complex with a dash of culture thrown in. On the first floor are the entry hall and a cafe/bar; the basement, second, and third floors are occupied by restaurants; an exhibition space is on the fourth and fifth floors; and a theater is on the top two floors. Takamatsu was responsible for the interiors on the first, third, sixth, and seventh floors; Kazuko Fujie designed the fourth and fifth floors.

The owner of Kirin Plaza is the hotel and insurance arm of a group of companies probably best known for beer. Today Japan is undergoing what social commentators refer to as a "diversification of values"; that is, the Japanese, now having the wherewithal, are starting to embrace many different life styles and develop many different tastes. Kirin Plaza seems intended for a specific group within this now segmented market: the young Japanese who have grown up with computer games and throwaway digital watches and who feel comfortable with, not threatened by, the prospect of automation.

The main structure of Kirin Plaza is steel-framed, reinforced concrete. The building proper is clad in granite, both polished and matte, and is articulated by cylinders and panels of stainless steel and



Hiroshi Watanabe

aluminum that suggest the parts of a complex machine. This provides a base from which rise four slabs wrapped in green, translucent panels formed of a film printed with a *washi* (Japanese paper) pattern and sandwiched between glass. Such panels have been used to striking effect by other Japanese architects including Fumihiko Maki in his Museum of Modern Art in Kyoto. Kirin Plaza's four slabs light up at night, recalling the *andon*, the traditional Japanese floor lamp, and become a helpful landmark for late-night revelers disoriented by darkness and drink. The lights, however, are so intense that they are lighted to only 40 percent of their full power. Three times a night there is a short,

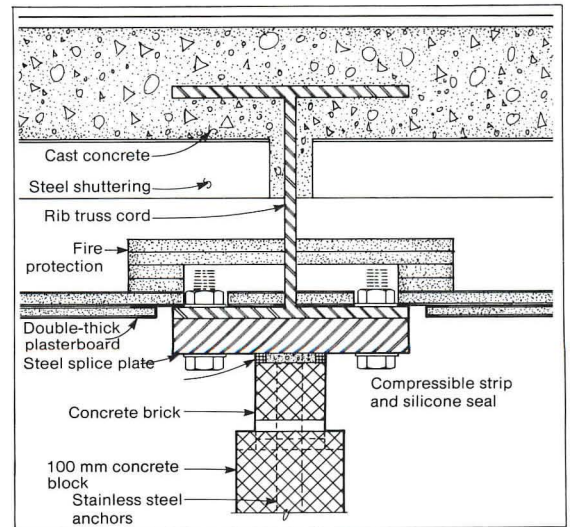
computer-run show, but otherwise the lights are steady.

Kirin Plaza suggests an oversized Gobot, the hit Japanese toy of a few years ago that by twisting and turning its interlocking parts could be transformed from, say, a dump truck or a fighter plane into a fighting automaton. Even when sober, one half expects this fancy beer hall at any moment to turn itself into a looming mechanical warrior ready to wreak havoc.

—HIROSHI WATANABE

*Mr. Watanabe is an architect in Tokyo. He has been a correspondent for Architecture Plus and is a frequent contributor to ARCHITECTURE.*

# England



*This large addition to a 19th-century cricket stand in the heart of London combines tradition with engineering technology. The new upper tiers provide sheltered seating beneath a series of marquee-like fabric tents.*



# Hungary



## *A Regional City Becomes the Capital Of a New Architecture*

It is unusual for a country's architecture to be infused with new blood from a regional city rather than its metropolitan center. It is even less usual to see two such creative waves from the same region in a single generation. Since 1975, the city of Pécs has replaced Budapest as Hungary's architectural center.

Pécs's first innovative architectural phase began in 1972 when 40-year-old Robert Mischl, a liberal and spirited director of the regional planning office—a rarity, especially in a rigid bureaucracy—began his tenure. Mischl hired a bright, young architectural instructor, György Csete, plus his best students from the University of Budapest and, most important, gave them an unusual degree of design freedom. These designers, tired of the soulless, prefabricated-concrete-panel buildings that dominated the country, took their building forms from local folk art, nature, myth, and ritual, in the tradition of Csete's friend Imre Makovecz in Budapest (see Sept. '84 and Sept. '85). The group's mentors were Herbert Green and Bruce Goff, its touchstones Rudolph Steiner's Gothenaemum and Bruno Taut's Glashaus pavilion.

Group Pécs, as it became known, has disbanded, but its members serve as mentors to a younger generation of architects who not only work in Pécs but, unlike their elders, come from Pécs and are committed to it and its liberal leadership. The charming, hilly city, home to Hungarians, Germans, and Slavs, was founded by the Romans whose presence is still keenly felt. Pécs's cathedral is Romanesque, and the city has numerous Gothic remains and a well-preserved mosque from the period of Ottoman rule. Baroque and neoclassical urban dwellings still stand, and ubiquitous turn-of-the-century art nouveau architecture is being restored. As significant as the city's rich history and archeology is that it was spared from 1950s and '60s urban renewal by lack of funds.

Because of Pécs's heterogeneous architectural inheritance, the work of the second wave of Pécs architects, including Sándor Dévényi, Árpád Weiler, and Péter Várnagy, is eclectic. It is a synthesis of forms from the past adapted to present uses, a thoughtful translation that appears




*Opposite page, adjacent buildings determined the form and fenestration pattern for Sándor Dévényi's highly individualized residence. Above and right, Dévényi's 1988 mountainside villa with its art nouveau qualities makes reference to the surrounding landscape in form and material.*

vigorously new while it fits effortlessly into the existing fabric of this old city.

The best known of this new generation of architects is Sándor Dévényi (see Sept. '87, page 68). At 40 he has just quit his job as studio head in the regional planning office and has formed a private architectural cooperative. His single-family house on Pécs's István Street (winner of Hungary's most coveted residential design

award) is a small infill building that follows the form, eave line, and fenestration rhythm of the existing buildings along the street. However, the contextual faithfulness soon stops and inventiveness begins, as seen in the shape of openings, in the warm Mediterranean palette, and in the playful patterns formed by window and door mullions.

Dévényi's hillside villa of 1988 in the Mecsek mountains just outside Pécs establishes a dialogue with nature. Its fieldstone, slanted walls, roof shapes that echo the contours of the hills, wooden supporting members, and treelike subdivisions of doors and windows make it appear to be an element of nature that has grown out of the side of the mountain.





Arpád Weiler, 40, held the position of studio head in the regional planning office until this year when he joined Dévényi's cooperative. Weiler is especially interested in the challenges of urban conditions, particularly of corner sites. His Katalin Street building of 1985, containing six apartments, had to fit on a sharply angled lot, which generated the sawtooth plan. Since the building's immediate neighbors are covered in stucco, a material that in Weiler's opinion lacks the precision of masonry, the architect decided to repeat instead the brick of a nearby landmark factory. The exuberant silhouette created by his rooftop bay windows, dormers, and oriels recalls the roofline of the 1852 building that used to stand on the site.

*Above, Arpád Weiler's 1985 Katalin Street apartments redefine an urban corner site. Facing page: Weiler's Déryné Street apartments (above) and Péter Várnagy's Citrom Street building (below) reflect a new vernacular modernism responsive to tradition.*

The Déryné Street lot had been vacant since 1963 when the original building of 1728 was hopelessly damaged by the collapse of part of the network of old cellars crisscrossing the city beneath the building's basement. Here the adjacent 19th-century homes of the city's rich burghers called for a continuity of eave line, materials (brick), and fenestration type. Weiler's ingenious solution matches the neighbor's eave but creates three floors

plus an attic that "disappears" behind the roof, where the old building had only two stories. The 10-unit new building has stores on each side of the entrance lobby and below-grade parking.

Péter Várnagy, 45, still directs a studio at the regional office. His 1985, mixed-use project at Citrom Street, unlike Weiler's buildings, is freestanding. It was constructed on a long-vacant no-man's-land where densely built houses once stood and paid homage to both history and archeology. Várnagy's building is long, with a straight side that parallels the reconstructed ancient city wall, and an undulating side that follows the curved facade of the old Citrom Street row houses. As a result of the curve, the building bulged and became





too fat for the proposed double-loaded corridor scheme, so Várnagy created a tiny interior court of serendipitous charm. The use of brick on the exterior continues an old Pécs tradition, as do the high roof and pronounced band at the eave. The pointed end of the building directs attention to the richly ornate entrance of the main post office, which it faces.

While a similar spirit imbues the work of these three architects, they belong to no formal group. Their most abiding professional tie and design commitment are to their city and its history. — JOHN MACSAI

*Mr. Macsai, a native of Hungary, has his own firm and is a professor of architecture at the University of Chicago.*



# Holland



## *Seemingly Sculpted But Highly Rational Bank Headquarters*

From a distance, the NMB bank headquarters in the dull and rapidly developing southeast perimeter of Amsterdam rises like a mountain range above its flat-roofed neighbors. Closer up it inevitably brings to mind images of castles, caves, and other loci of fantastic creatures.

It is a set of 10 interconnected brick towers, each plastic, seemingly leaning, and topped by a glass pyramid. It seems to have been sculpted out of clay by the hands of its architect, Ton Alberts.

It brings to mind images of the work of Gaudí and the disciples of Rudolph Steiner, and, most appropriately, the remarkable and idiosyncratic buildings of the Amsterdam school of the early decades of this century.

Mention these allusions to Alberts and he expresses thanks for each. But when he gets down to describing the genesis of the design, he speaks in terms of pragmatic, functional concerns. Chief among them are the saving of energy and the provision of a stimulating environment for the bank's employees. Alberts describes his approach as "organic." His definition of "functionalism" is broad enough to encompass a good deal of humanism and environmentalism, and he regards energy conservation as an ethical as well as an economic imperative.

The program was partially drafted by a

committee of employees, and among other things called for a high degree of control by individuals over their environment and a healthful indoor climate. So health-conscious were the employee representatives that they suggested a minimum of elevators, climbing stairs being conducive to fitness.

The program called for division of the office space into units of 40, later increased to 50, workstations. This was the genesis of the tower concept. In plan, rising from three to six stories, the towers resemble gingerbread cookies with holes cut out of their centers. The holes are atria, and the angular work spaces surround them.

The glass-topped atria play an important role in the building's energy performance: they and south-facing windows admit heat that is stored in the towers' unusually thick walls for use in cold weather. The appearance of massiveness is accurate. There is nearly a half-million cubic feet of concrete in these walls.

There is no airconditioning system as such. Cool air is admitted at night, put through a thermal energy transfer device, and circulated within the building in the heat of day.

Nor is there a mechanical humidifier; a profusion of indoor planting provides the humidity. The planting, in turn, is sustained by rainwater, collected and sent through a series of sculptural pools and watercourses.

Alberts even explains the towers' chamfered walls in environmental terms. Their angle deflects winds in desirable directions and helps with sun admission. Alberts speaks of the energy and other consultants as virtual collaborators in the design.

The towers are linked by a continuous pedestrian "street" at second level. The street describes an eccentric "S" in plan. Its ceiling sometimes undulates and it offers a pleasing sequence of views.

The street is punctuated by public spaces such as lounges and eating areas and by the 10 soaring atria. At each atrium center on "street" level is a piece of sculpture. Otherwise the art is integral.

There is an abundance of decorative touches. Some are striking, such as the wonderfully crafted doors along the street. Others are less so, such as the flaring, overscaled sconces at the main entrance that, with the slanting columns, create an atmosphere of early movie-set moderne.

But, in all, the street is a bright, cheerful, changing experience, the antithesis of the long, sunless corridors that characterize conventional office buildings.


And the work spaces are even more unusual. The angular plan makes them highly individualistic, and no one is more than six meters from daylight.

And the workers have their desired control: task lighting supplements ambient, and all windows are operable and have individually controlled interior blinds (there are also exterior sunshades operated by computer).

The building was more economical to build than conventional counterparts, thanks to varied use of repetitive, prefabricated elements. Its energy features virtually guarantee low operating costs.

In all it is a successful office building from both management and employee viewpoints. It is also a striking, apparitional presence in an otherwise stupifying setting.

—DONALD CANTY, HON. AIA



Facing page, the complex's peaks and valleys arrayed along the street atop a parking podium. Above, it faces a shopping plaza.

Photographs © Jan Derwig



*Top left, the second-level pedestrian 'street.' Middle left, characteristic decoration. Bottom left, a typical work space. Above, view upward in an atrium. Above right, decorative wall panels at the crest of an atrium. Note slit windows. They are used in the bearing wall of each atrium to the full extent that its structural function allows. Lower right, an entrance lobby. □*

Photographs © Jan Derwig



# Colombia


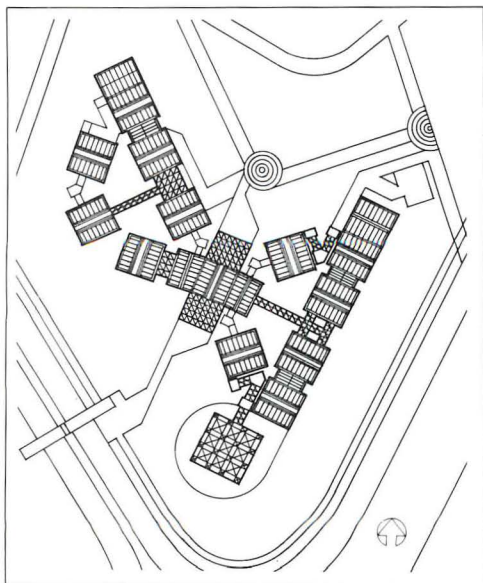
## *Triangulation Gives A Children's Museum A Sense of Discovery*


The idea of building a children's museum in Bogotá was enthusiastically promoted by Belisario Betancur, president of Colombia from 1982 to 1986. This was his favorite personal initiative, and he gave full support to its planning and design and raised funds for it from private donors. A private building company donated design services and hired Willem Goebertus, one of the finest young architects in Bogotá. The museum thus was born of a marriage of public initiative and private support. It is now in the hands of a nonprofit organization, especially created to manage it.


The land, donated by the city government, is a triangular corner in the core of the Simon Bolívar park project, the largest open space now under construction in the metropolitan area of Bogotá. This special location and the regulations imposed by the master plan for the park were two of the guidelines for a design that also takes into account two neighboring public facilities, a large amusement park with a variety of structures, and the main civic square.

The triangular grid that regulates the master plan is projected onto the layout of the museum, which links two main tri-

*A series of masonry blocks linked by multicolored metallic bridges and metal frame roofs form Bogotá's new museum.*







angles (each with a courtyard) via a central hall containing the entrance. The whole plan also forms a triangle, with a square greenhouse at the vertex, the site's focal corner. This irregular layout seems slightly confusing at first, but it allows a certain degree of mystery and discovery and interesting perspectives of the different spaces and forms.

Goebertus chose to design small, varied spatial units, or modules, instead of one massive building. Each module is at once part of a family and individual, designed for a special purpose. The modules' interior spaces are shaped in basilical form, with a high, central nave, two rows of columns, and two smaller (and lower) aisles. Light enters through clerestories, in this case skylights protected against

*The interior, with its irregular layout, black walls, and clerestory lighting, achieves an element of mystery and intrigue.*

direct sunlight. The interior walls are painted black to provide a background for the objects on display and to create a neutral space.

The neighboring amusement park, with all its characteristic metallic structures, gave Goebertus the idea of using metal frames as another architectural theme. Each unit displays its roof structure above the solid brick walls. The units are linked by metallic bridges and passageways. The buildings thus are endowed with the spirit of the fairground, increasing a sense of playfulness appropriate to the museum. Colors that identify each module range

from primary to complementary tones. The surrounding areas are still unfinished, but, when the park is completed around 1992, the site will be filled with all sorts of native plants.

Children's museums in Europe and the United States tend toward high-tech assemblies. A happy consequence of Colombia's technological limitations is that this museum depends on human beings to function—a large group of young people specially trained to guide the children and work with them. The architecture has proven its quality by its flexibility and suitability for daily activities.

—ALBERTO SALDARRIAGA ROA

*Mr. Saldarriaga is a critic and architect with his own firm in Bogotá.*



# Australia

## *Sturdy, Neoclassical Monument Shelters a Symbolic Stone*

On Jan. 1, 1901, the English Lord Hope-toun was sworn in as governor general of the new Commonwealth of Australia, created by the federation of six colonies. The plaster pavilion erected to mark the spot in Sydney's Centennial Park (named for the centenary of settlement in 1788) was a quixotic, pseudo-classical, circular temple topped by a sugar-icing cupola. The monument lasted only about four years.

Alex Tzannes's design of a permanent tempietto over the original Commonwealth stone recalls the earlier pavilion in its austere neoclassical evocation of the Pantheon type of structure, but he has attempted to give the type a simplicity and lightness, especially in the treatment of the dome, which hovers above rather than bears down on the sandstone rotunda base.

The Federation monument has an outer colonnade of Doric columns in six pairs to signify the six Australian states of the Commonwealth. The hypnotic solar reflector disk on top of the dome has been supplemented by a series of regularly spaced slits in the drum to admit rays of sunlight to successive areas of the interior. The

gentle incline of the ground surrounding the monument is echoed in the stone paving, which rises as it approaches the central Commonwealth stone.

The monument combines landscape architecture with the contribution of Imants Tillers, who designed and executed the artwork covering a portion of the underside of the dome. It consists of images applied to some 1,440 vitreous-enamel-coated steel panels. The remainder of the underside of the dome is left white, as if to draw attention to the apparent emptiness of much of Australia, to its lack of content, and to its comparative youth.

The dominant motif on the north side is a slouching cowboy-convict figure who blunders into a field of Aboriginal imagery made up of interconnected centers—meeting places in the landscape linked by paths. This scene fades out and is opposed on the other side of the dome by a spectrum of colors representing Western analytical consciousness. Thus the mural symbolizes the two poles of Australian identity, European and Aboriginal.

The Federation monument's copper dome is raised above the sandstone entablature on slender metal stilts. In its lightness, the dome is a deliberate contrast to the temple below it—a contrast that is utterly unclassical in expression and sets up a dichotomy in the monument between old and new, past and future. Hovering

in the air like some alien flying saucer, the copper dome is the new above the old, the past giving way to the future.


A pond around the perimeter under the upturned lip of the dome bounces dappled light onto the underside of the dome that registers the quality of the day. This is one of many instances of the care and attention to detail that has been lavished on the monument.

But for all this care and conscientious attempt to give the Federation monument a contemporary meaning, it remains tied to the Pantheon type on which it was modeled, a closed, self-contained symbol of an empire ruled from Rome.

The inscription on the entablature, MAMMON OR MILLENNIAL EDEN, is from the poem "Australia" by Bernard O'Dowd, who as a young man cherished the ideal of an independent, republican Australia. It is hard to see how the imperial vocabulary of the Federation monument conveys the same sentiments as O'Dowd's poetry.

At this moment, Australia's future is open inasmuch as Australia is a young country finding its place in the world, shaping an identity for itself that as yet remains fluid, unresolved, and, in some sense, primitive. — PHILIP DREW

*Mr. Drew is an architectural historian and author of Leaves of Iron, a study of the work of Glenn Murcutt.*



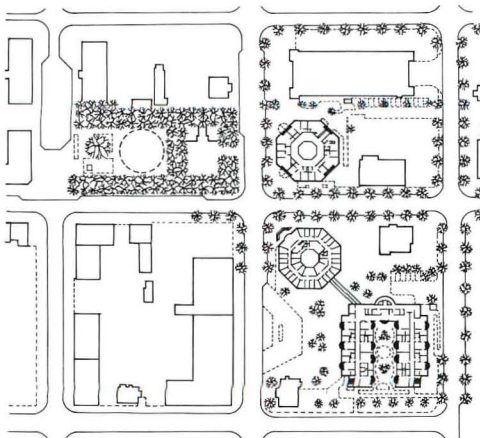
# Sweden

## *Skillful Blending Of Buildings of Vary- ing Types and Ages*

Carl Nyrén (born 1917) is one of the indisputable masters and grand old men of Swedish architecture today. Though he studied with Peter Celsing, the great Swedish mannerist, Nyrén's work and his personality are of a more modest and rationalist kind.

Nyrén's work has always been marked by well-studied typical sections and details, mostly structuralist in the '60s and '70s. During the last 10 years, his interest in historical building types has increased, and his work has included a gamut of classical figurative idioms for windows, oriels, skylights, and eaves and for whole building volumes. But the architect has not abandoned the rationalist principles that guided his earlier work. His approach shows the balance and freedom that comes with long experience, as evident in this recently completed block of buildings in Uppsala, containing a city library, archives, and housing.

The exterior is shaped by the complex's



*Facing page, Uppsala's new complex employs polychromatic brick. Right, the library with its basilican hall.*

focal space, the basilica-shaped, two-story main hall of the library. (Making libraries richer in experience than the flat, one-story cultural supermarkets of the '60s is a general tendency in Sweden today.) Around the Uppsala library's light-filled, simple main hall its secondary rooms are placed like small chapels in a church.

The exterior of the central space has the conspicuous, slightly oversized skylights that make it look like the city halls or guild halls of the northern European baroque. The library's offices continue the simple and repetitive architecture of the two old, paneled, wooden town houses remaining in the block. The dense housing that was added to help finance the whole project has been broken down into four traditional house shapes with gables facing the street.

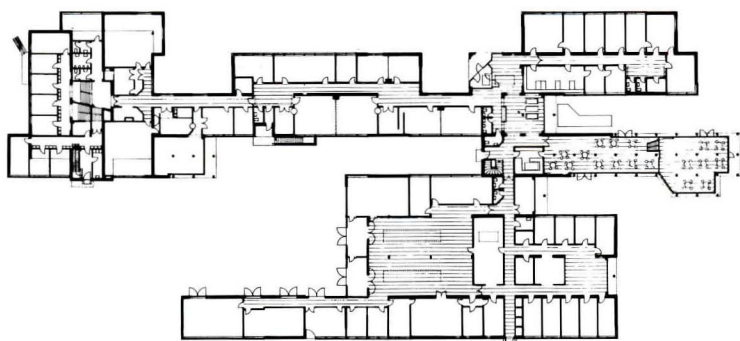

Nyrén's virtuosity in meshing the needs of building type and place is evident in his handling of the library's entrance. Four-fifths of the facade on the main, pedestrian street was occupied by the two old town houses. The challenge was to design an entrance that would respond to this context but also prepare the visitor for the experience of the big library hall. Nyrén's solution was a flight of stairs to the street and an oversized rose window protruding over the roofline. These mark the entrance with means familiar to traditional, vernacular architecture. The stairs lead to a narrow passage into a very small courtyard from which the huge hall is glimpsed. It is an almost Sitteanesque staging that puts rational parts together to form a rich and complex whole. As one of the librarians put it, "Everything is so well thought out and yet you keep discovering new nooks and angles all the time."

There are also more symbolic or literal references. The black and red brick, for example, is an homage to the great Gothic cathedral of Uppsala, which, in its 19th-century dress, has the same mixture of different brick. More important, though, the complex in its richness and complexity responds to a complicated program and to its role as a block between a pedestrian street and a thoroughfare consisting of old low-rise and new high-rise buildings. Nyrén's design choices clarify and explain the situation. —CLAES CALDENBY

*Mr. Caldenby is an editor of Arkitektur in Stockholm.*



# Denmark



Photographs this page by Arkitektgruppen I Arhus

## *A Cheerful and Uncomplicated Working Environment*

As interest in the environment of the workplace increases, so does the number of conferences on the subject. At one of these the English psychologist Alan Hedge called for creating "manageable buildings on a human scale that are healthy, that give occupants pleasure, that foster positive feelings toward the workplace, that facilitate productivity, and that are adaptable to change." Hedge's words came back to me recently when I visited Purup Electronics A/S in Denmark. The building does not fit his bill completely, but it comes close.

The Purup building was designed by Arkitektgruppen I Arhus and completed in 1985. Situated near a residential area, it mimics not only the domestic scale but also the forms and materials of the neigh-

boring single-family houses. Thus the building's spaces, forms, and materials are familiar to people working there. Added, though, is excitement from lofty communal areas, sophisticated use of color and detail, and some inspired ideas about movement, views, and vistas.

People who work for Purup's may be less self-directed in their jobs than their grandparents were, but what a stimulating place they have to go to every morning. It is also healthy: materials have been chosen with care, and air quality is good. Everybody works near daylight with operable windows and views outside. Nobody is in doubt whether there is rain or sun outside, whether it is early or late. From the communal meeting space and canteen there is an endless view over farmland, on which employees can feast their eyes.

Moving through the building is uncomplicated. It is easy to find the way but never boring. Surprises turn up around each corner: unexpected wall treatments, sudden strong color effects, stark geometric shapes embedded in the linoleum floor, balconies jutting out or recessed, short

*Located within a residential area, this Danish workplace adapts to its surroundings.*

views, long vistas, continual variety.

An east-west access spine runs from the front reception area to a rear exit. Along the spine lie administration offices and the large canteen with meeting space to the south, and to the north the sales department, reached through demonstration and training areas. The spine continues through a waiting area (with a near view of a small, still pond and a long view toward the sea), past rest rooms and a kitchen into the production spaces. Apart from the sales department, which is housed in a two-story section, the rest of this building complex consists of narrow, interconnecting, one-story blocks with extension possibilities at either end. They are built of yellow-gray brick with yellow-gray tile roofs, supported on concrete columns.

—BODIL KJÆR

*Ms. Kjaer is a Danish architect and critic who has practiced and taught in England, France, and the United States.*

# West Germany



© Casey C.M. Mathewson



© Casey C.M. Mathewson

## Some Big Names Show Their Stuff At Berlin's IBA

Although the images of West Berlin's International Building Exhibition (IBA) have been filling the pages of architectural magazines for years, many of the most intriguing projects are only now being realized.

One of the first completed IBA projects, Viennese Rob Krier's Ritterstrasse social housing (see Sept. 1983), needed facade renovation scarcely four years after it was finished. And Krier's rigid adherence to the historic block structure, resulting in some static and monotonous urban spaces, seemed slightly contrived. But now that the scheme has been fully completed, with Phase 2 finished this year, Krier's network of courtyard, square, and street spaces is full of the life of children and elders in shady arcades and has other place-making qualities.

Also, the elegant brick detailing of Phase 2 bespeaks Berlin's long-standing fascination with fine brick craftsmanship and helps integrate the complex with historic Berlin. Perhaps best of all, the awkward, glued-on ornament of Krier's earlier work is absent here.

Right around the corner in the Lindenstrasse housing complex of 1987, Dutch architect Herman Hertzberger tried an approach more closely linked to the esthetic tenets and social vision of 1920s modernism. The light-filled, transparent, and dynamic quality of Hertzberger's work contrasts sharply with the static blocks of Krier's Ritterstrasse across the street.

By treating stairwells as semipublic rooms linked by a stair, Hertzberger accommodates an essential in-between level of publicness.

The glassed entry doors to each apartment give views into foyers that many inhabitants have turned into a kind of display space for their way of life. Indeed, user participation in the design and building process was encouraged here by having the first occupants complete their own

*Two views of Phase 2 of Rob Krier's Ritterstrasse housing, which creates a web of lively, open spaces.*

tilework, carpets, colors, and other decoration as they wished. The result is a close-knit neighborhood.

Some 300 yards west of Hertzberger's experimental neighborhood is John Hejduk's 48-unit housing and artists' studio complex of 1988. A slender, 14-story tower of studio loft apartments forms an urban landmark more reminiscent of San Gimignano and Manhattan than the traditional six-story blocks of Berlin. Hejduk skillfully employed two butterfly-roofed wings to flank the tower. Together the three elements define the street and step back to create a square. By mixing high- and low-rise elements Hejduk sought to create a dynamic urban place offering more than the existing block-type structures. Unfortunately, detailing of the tin-hat balcony enclosures and entrances is primitive and ad hoc, and the complex shows insufficient respect for its tenants.

A few blocks away is Aldo Rossi's Koch-



strasse housing of 1987, offering a vivid example of the strengths and weaknesses of the architect's seductive yet chilling brand of theoretical architecture. In his desire to create a coherent street space for the Kochstrasse, Rossi has managed to eliminate all feeling of human scale and the messy vagaries of existence. He has created an impenetrable wall on the Kochstrasse, reminiscent of the neighboring Berlin Wall.

Rossi's well-crafted brick facades, steel lintels, and glass winter-garden balconies, facing the side street, allude to the industrial architecture of turn-of-the-century Berlin. The result is a cold, industrial sense of place that recalls train stations, bridges, and industrial architecture, images of which have been influential in creating Berlin's nostalgic, somewhat mysterious genius loci.

Leaving Kreuzberg's southern Friedrichstadt behind, we encounter in the Tiergarten district many projects under way near the "Kulturforum," which includes Scharoun's Philharmonic Hall and State Library. Right next to Mies van der Rohe's cool National Gallery of 1968 is James Stirling's Science Center of 1988. One of the IBA's few public buildings, it provides office and research space for visiting scientists and scholars and comprises primarily cell-like office spaces. A Beaux-Arts building on the site was preserved and five new ones added with walls of alternating blue and pink stucco. The new buildings differ in form, but "windows are applied like wallpaper" on each, in Sterling's words. They are grouped around a garden with four glassed loggias around it. The loggias have triangular concrete columns set in stonework drums.

By combining architectural quotes from many sources, Sterling sought to make a statement about late-20th-century society. But next to the dignity of Mies this building speaks mainly of affluence.

The most important achievement of the IBA, in contrast to other building exhibitions (such as Berlin's *legendary* 1957 Interbau), is that it adheres to no single architectural position. Instead, it has experimented with a wide spectrum of architectural solutions. Growing out of the democratic process that created it, the IBA's sense of plurality and freedom of expression stand as its pervading and enduring achievements.

—CASEY C.M. MATHEWSON



*Mr. Mathewson is a photographer and writer based in Berlin.*



*Facing page: above, a view of Herman Hertzberger's housing based on 1920s modernism; below, John Hejduk's housing and artists' studio complex combining high- and low-rise elements. This page: above, Aldo Rossi's Kochstrasse housing; below, James Stirling's Science Center.*



Photographs © Casey C.M. Mathewson

# France

## 'Sensitive, Ingenious' Design for a School Of Architecture

The new school of architecture at Lyon is a clear and elegant design statement, the result of a major competition launched in 1981 following a fire that destroyed the original school buildings. Submissions were invited from several French architects as well as internationally known designers including Lucien Kroll and Mario Botta. However, the winners were two young architects, Françoise-Helene Jourda and Gilles Perraudin, who were already working in Lyon.

Their scheme established a distinctly urban building in an otherwise suburban setting in Vaulz-en-Velin. The campus there is a random collection of educational buildings, sports facilities, and parking areas built up over the last 20 years or so and set among a mixture of recent housing developments on the outskirts of Lyon.

The designers were required to provide the full spectrum of educational spaces, from design studios, laboratories, and workshops to classrooms and administrative offices. The client also desired a "limpid, clear vessel floating in an ethereal space," with a budget of about \$60 per square foot.

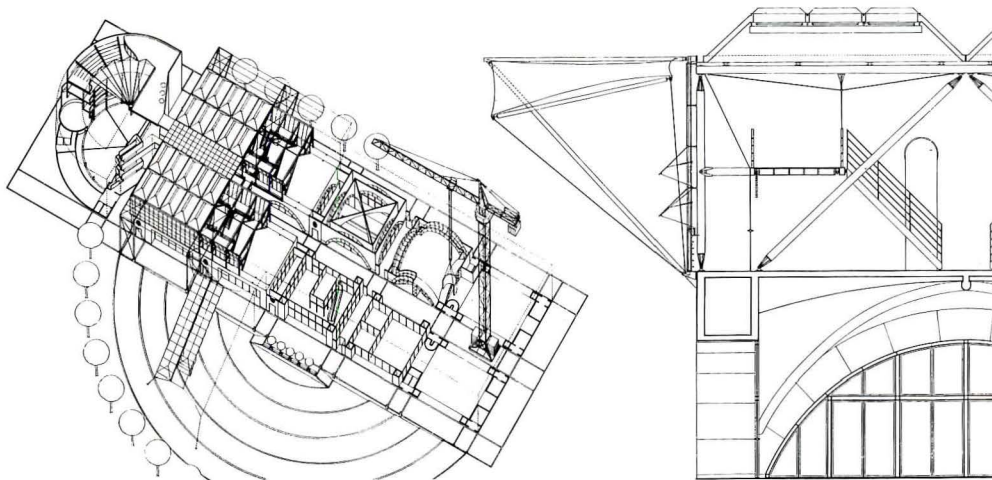
The designers divided the facilities between two linked buildings. The school itself is housed in a long, low, rectangular block, planned for up to four floors and linked to a second, semicircular building that accommodates the administrative offices. As if to emphasize their different functions, these two blocks are quite different both in plan and form.

The offices, seen as spaces relatively unlikely to change, have been planned on four levels in a crescent enclosing a top-lighted entry court and stair hall. Built of finely detailed concrete and with narrow slot windows in the outer wall, these spaces look into the court and the school beyond.

By contrast, the school is a series of large open spaces. The design differentiates between classrooms and studios by locating the more formal teaching spaces—seminar rooms, library, and laboratories—at ground level within a series of double-height rooms. As if to reflect the permanence of the knowledge base, this part of the building is two wings of solid and elegantly detailed concrete. The studios are



Photographs by S. Couturier



above, in double-height open spaces with a series of mezzanine galleries.

The school and the office building have clearly delineated anatomies and are linked by a circulation spine. The semicircular, daylighted entry hall, enclosed by the offices and designed for school gatherings, connects directly to the single, central, top-lighted "street" that provides access to all the classrooms and studios.

This clear, rational organization of the buildings, both in plan and section, extends throughout the scheme to the design of the structural and servicing systems, the choice of materials, and the smallest details of their assembly. It is an approach that makes reference to the work of Louis

Kahn. Classrooms are within concrete vaults separated by thick walls that not only provide structural stability but also define service distribution, staircases, lavatories, and storage.

By contrast, the studios are planned within an open framework of timber. Glued, laminated columns and beams are joined by cast steel ties. Each of these specially designed connections is a beautiful object, shaped to express its role in the overall pattern of the building's structural system. The system is completely exposed internally, and the fully glazed external walls ensure that the bones of the building are also clearly visible from the outside. These light, glassy facades



*The school is divided into a rectangular classroom block shaded by fabric sails (right) and an administrative section in a crescent structure (below) linked to it. Left, studios occupy double-height open spaces marked by exposed wood framing and a series of mezzanine galleries.*

along the length of the building are shaded by silver-gray fabric sails that are bracketed delicately off the facades by tubular steel compressive struts and tension cables. Along the facade fronting the main campus, this system of supports has been extended with a colonnade along the edge of the school.

As well as clearly expressing the structural systems, the designers have thoughtfully developed the environmental control systems in the school. The studios' external walls, for example, consist of two leaves of single glazing, separated by a wide cavity. Not only does this define a route for people walking through the studios, but it also allows naturally warmed air to be extracted from the cavity and used elsewhere in the conditioning of the building. Natural light is generously provided by clear glazing over the "street" and entry hall, admitting direct sunlight that is supplemented by carefully screened top-lighting within each of the coffered structural units forming the roofs of the studio spaces.

In its making, this new school of architecture by Jourda and Perraudin is a demonstration of the sensitive and ingenious use of materials. In its realization, it not only creates a fine place for learning but also inspires those designers who will visit and use it. —BRIAN CARTER

*Mr. Carter is a design critic and architect with Ove Arup Associates in London.*



# France

## *A Composition of Window Walls Above the Seine*

The Arab World Institute, on the left bank of the Seine just upstream from Notre Dame Cathedral, is the first major new public building in a very long time to have been completed on a prominent central Paris site to designs by French architects.

The architecture is itself intrinsically French, for, in contrast to major Parisian projects by non-French architects, from Piano & Rogers's Beaubourg to I.M. Pei's pyramid at the Louvre, the Arab World Institute reflects peculiarly French architectural preoccupations. Its urban form is finely honed to its specific Paris location while its imagery has been adapted from high-tech (for want of a better term) to evoke the confluence and contrast between Arab and Western culture, ancient and modern, in a vocabulary entirely in tune with the France of the 1980s.


The Arab World Institute was founded in 1980 by France and 19 Arab countries to foster knowledge of the Arab world, its languages, cultures, and spiritual values; to promote cooperation and exchange between France and the Arab countries (especially in science and industry); and to enhance relations between the Arab countries and Europe.

Jean Nouvel, Pierre Soria, Gilbert Lezenes, and Architecture Studio won a limited competition and were commissioned to design the building, which President Mitterrand made one of his *Grands Projets*. The building's completed public facilities include a museum, a library, a 360-seat auditorium, spaces for temporary exhibitions, a roof terrace, a rooftop restaurant, and a battery of glazed, high-speed elevators. There are also staff offices, a chamber for the high council, underground parking spaces, and the like.

According to Nouvel, the basic design concept has remained unchanged since the competition, despite cost-cutting exercises and numerous amendments to details of the internal layout. The building is composed of two parallel, interconnected ranges, separated to the west by a dramatically narrow chasm. The great sweeping curve to the lower, northern range is intended to imply *urban continuity* between the Seine frontage and the Boulevard St. Germain, while the garden front



© Deidt Von Schaeuwen



© IMA/Georges Fessy



© IMA/Georges Fessy

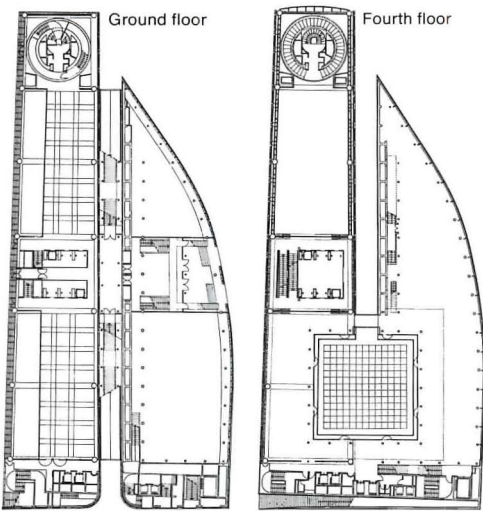

to the taller, rectilinear range lines through with the rear elevation to the neighboring university block, from which it is separated by a modest gap. The focal point, designed to be seen from afar, is the spiraling "tower of books," visible through clear glazing to the northwest corner of the rectilinear block.

But by far the most eye-catching element of the detailed design is the "diaphragm wall," which occupies almost the entire length of the institute's garden front. Visitors approach this front obliquely, through the garden, from a white-marble-clad portal designed to resemble a shattered cube. As one gets closer, it becomes apparent that the south-facing glazing to this elevation is protected internally by panels made up of variously dimensioned dia-

phragms, arranged symmetrically within borders of pierced metalwork.

The diaphragms, operated electronically, open and close like camera irises to control the passage of sunlight into the building. As seen from the outside, the apparent density of *this facade* varies subtly, depending on daylighting levels. The effects are more marked within the building, where changing patterns of light and shade are highly evocative of those cast by the pierced screens traditional to Arab culture—an analogy consciously created, as a symbol of the building's purpose, with a form of present-day Western technology chosen as much for its geometric similarities with Arabic decorative motifs as for its efficiency in controlling sunlight.

If the south-facing facade draws paral-



Facing page, views showing relationships with the Seine and Notre Dame, and two-story museum space. This page, the diaphragm wall and a closeup from inside.

rels between Arab and Western cultures, the window wall overlooking the Seine is designed to emphasize the institute's central Paris location. Splendid views over the city are exploited to form the backdrop for the works of Arab art displayed in the museum. But, whereas the museum display cases were designed by Nouvel to be as unobtrusive as possible, the views of Paris are seen through what he has described as "a 60-meter-long venetian blind"—fixed horizontal baffles, intended to suggest a degree of separation between the modern city and the museum's objects.



Yet a third, and distinctly different, approach to window-wall design has been used for the elevations surrounding the inner court (where a fountain of mercury is planned, if funds can be found). Here, relatively conventional glazing to offices and part of the museum is supplemented by a screen consisting of slightly translucent squares of white marble, suspended a catwalk's width away from the windows, on the outside of the building. The marble squares are set far enough apart to allow glimpses into the court, but close enough together to prevent any internal space being overlooked, or losing privacy from any other.

The environmental variety within the building extends to still greater extremes, from the totally enclosed subterranean

auditorium to the roof terrace, with its breathtaking views, and from the almost oppressively low ceilings in the entry foyer to the play of light penetrating the building's full height through the top-lighted glazed elevator well.

Moreover, the building exudes confidence, and rightly so, for it provides tangible proof that the French can produce a monumental building worthy of their capital with home-grown talent and in an idiom all their own. For that reason, the Arab World Institute is the most significant architectural achievement of President Mitterand's first term in office. Now elected to a second term, what will he do for an encore? —CHARLOTTE ELLIS

*Ms. Ellis is an architect living in Paris.*

# Taiwan



## *A Firm's Modernist Works Enriched by Traditional Touches*

For quite some time after World War II, Taiwan's architecture was, as a whole, rather mundane and uninteresting. Other than some housing, few new buildings were built, and most of them were derivative of the West or reinterpretive of the past.

The dramatic change in Taiwan's architecture came with its improved economy and with the return of many talented Chinese architects in the 1960s and '70s from the United States. Some came back because of the U.S. recession, others were lured by new opportunities on the island, and still others felt a sense of responsibility to their homeland.

Among those who returned, C.Y. Lee has been one of the most productive and innovative. He was born in China, earned his B.S. in architecture from Cheng-Kung University in Taiwan, and went to the United States in 1962. After completing studies at Princeton, he worked for several years for the Boston Redevelopment Authority as an urban designer and for

William Pereira, I.M. Pei, and others as an architect. Back in Taiwan in 1978, he asked his friend C.P. Wang, a graduate of Washington University in St. Louis, to join him as partner.

One example of the many modern buildings by Lee and Wang is the San Shong building in Taipei, a dramatic office building with an interesting flow of interior and exterior spaces. Lee said he was inspired by Henry Moore's sculpture in designing this building. The Tung Wang Han Kung project has a similar flow of interior and exterior spaces; however, its motif is derived from Chinese architecture.

In the Ta An public housing project, Lee has made a new attempt to integrate traditional Chinese architecture into his design. The project, located next to an elevated highway, is on an L-shaped site that runs north-south about 660 feet and east-west about 800 feet. Two local streets had to be incorporated, so the site is divided into three parcels.

The architect put taller buildings, of 13 to 18 stories, next to the elevated highway to maximize building volume under a given floor area ratio of 4.2. Seven-story

buildings are in the back. The size of apartments varies from 864 to 1,224 square feet, and there are 1,429 of these units, plus a small amount of retail space on the ground level. The towers, dramatically clustered on the edges of a large block, surround a secure, innovative Chinese garden planted on the top of one story of parking.

All units are oriented south, the preference of local residents. Each has three balconies. The elevator lobby has natural lighting. For the taller buildings, reinforced concrete structure, shearing walls, and flat slab construction were used; the lower buildings are reinforced concrete structures. Exterior walls were surfaced with brick, mosaic, and artificial stone. The total building area is approximately 1.5 million square feet, and total construction cost was \$25 million in U.S. dollars, or about \$17 per square foot.

Although Lee used Chinese motifs extensively throughout the building and garden designs, he broke many classic rules. Thus, his design shows a certain freshness when compared with the classic. At the same time, his efforts to draw from his heritage set this project apart from ordinary Taiwan public housing projects.

Lee's critics say his designs are no different from the current postmodern fashion in Western countries, except for his use of the Chinese motifs. Nevertheless, his interest in integrating classic Chinese tradition with contemporary architecture creates some exciting new possibilities. His attempts to inject Chinese spirit into his architecture do not depend solely on exterior expression. In his design for a research laboratory for the Academia Sinica, the outward form is no different from any Western architecture but the flow of space is derived more from Chinese courtyard houses.

Since his return to Taiwan, Lee has spent considerable time reviewing Chinese culture. He studied philosophy under the renowned Mo Chun-San. He practices Tai Chi regularly. He has found new expression in Chinese ink painting. In rediscovering his heritage, he is not bound by the traditional rules of Chinese architecture; he still is influenced by his Western training.

C.Y. Lee, among others, is struggling to integrate Western techniques with an understanding of his own heritage.

—WEIMING LU

*Top right, the San Shong building. Top left, Ta An public housing project. Above, research laboratory for Academia Sinica.*

*Mr. Lu, a native of China, is executive director of the Lowertown Redevelopment Corp. in St. Paul, Minn.*

# Malaysia



## *Spaces for Betting And Monitoring Races Remotely*

*C.S. Lim, of the firm Lim Cheok Stang in Kuala Lumpur, Malaysia, writes as follows about his new Sungei Besi off-course racing center near the Malaysian capital.*

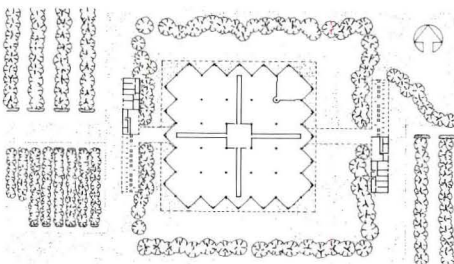

This building type is a first in Asia. In almost all race courses, the spectator's view of horses is from the grandstand. However, in this off-course center, the only means of watching a race is closed-circuit television. Television sets are located in each of four tote-hall quadrants.

There are separate, airconditioned betting enclosures for ordinary members and owners, each with full betting and viewing facilities and an area providing refreshments. The ordinary members' enclosure has a specially designed and landscaped private garden betting enclosure where members can enjoy a paddocklike atmosphere. The public is served by two large open-air kiosks on the eastern and western side of the complex.

The building is steel and covered with a metal roofing system. There is no wall along the periphery of the building. However, the roof around the periphery is lower than the central roof to form a skirting and prevent rainwater from splashing in. The main roof is 24 feet high and the skirting roof 18 feet high. The roof design allows for cross ventilation and convection air movement and gives the building a machine-esthetic image, resembling an airplane about to take off.

A garden surrounding the main building will be heavily landscaped and has many outdoor television sets and monitors to encourage the punters to enjoy this new concept of "garden betting."

The finishes require minimum maintenance, and the structural system was chosen to allow conversion of the building into a sports complex. □



*The architect describes his building as 'a horizontal reposing structure with a crowning center and extended fingers terminated by rectangular pavilions.'*

# Czechoslovakia



## *Crystalline Cube Added to Prague's National Theatre*

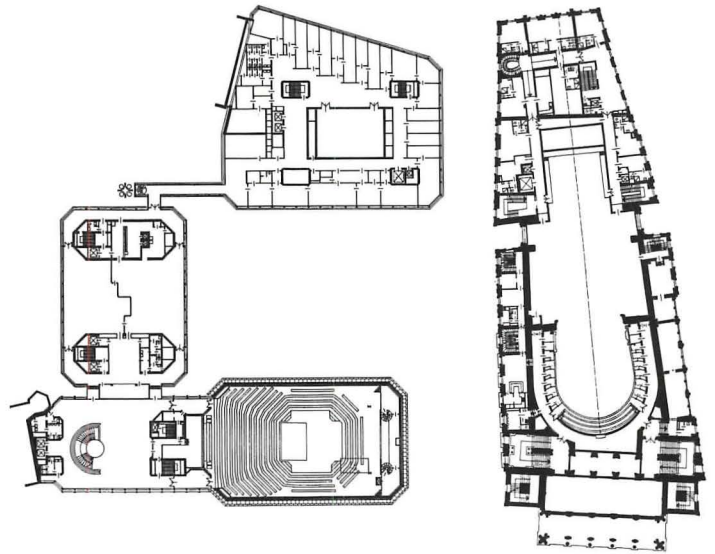
It took some 40 years to crystallize ideas for expansion of the National Theatre in Prague. Though it is now completed, the polemic continues. The issue of the relationship between old and new remains the main topic of debate.

The National Theatre has been a symbol of the Czech National Revival of the 19th century. Located on the Vltava River, the original building was designed by Josef Zitek, financed by a nationwide collection, and completed in 1881. After a mere three months of use, however, it burned down. Another collection to rebuild raised the necessary funds in 47 days. The rebuild-

ing by Josef Schulz, an associate of Zitek, was finished in 1883. Since then, the patriotic Czechs have demonstrated strong feeling toward their National Theatre and any proposed changes to it or its surroundings.

The most visible and controversial part of the expansion is the portion called the New Scene. Side by side with the historical building, it faces the important National Avenue (Narodni Trida). In general, the buildings of the expansion complex and the historical theater share comparable proportions, scale, cornice heights, tapered tops, vertical articulation, horizontal layering, and a ground-level treatment that respects the pedestrian. In addition, the light brown exterior finishes of the additions attempt to relate to hues of the historical theater.

Nevertheless, controversy remains on how the design literally crystallized into the form of a glass cube, which is in direct contrast to the neo-Renaissance charac-



ter of the historical theater. Chief architect Karel Prager explains: “The vertical and horizontal tapering of the walls optically reduces the closed compact mass. The outside envelope made of hollow glass blocks mirrors, shimmers, and reflects the light and the surrounding objects, thus helping to dematerialize the building mass to become a pendant of the historical building of the National Theatre.”

The historical theater is connected with the expansion buildings underground where actors, stage workers, props, air, water, and other services circulate. The historical building actually consists of three parts: the theater of Zitek; the so-called temporary theater (which was there before the National Theatre was built in 1881 by Zitek); and the Schulz House. In the reconstruction project, these three parts were united to extend the original stage, the stage services, mechanical equipment, and dressing rooms. The reconstruction archi-

*Facing page, National Avenue (Narodni Trida) with the glass facade of the New Scene building and the historical National Theatre beyond. This page: top, New Scene building from the Theatre Plaza; above, its lobby; right, its auditorium.*

tect of the historical building was Zdenek Vavra with Frantisek Flasar.

The expansion’s urban design concept was created by architects Pavel Kupka and Ivo Loos. The new complex consists of four buildings: (1) the 80x85-meter, six-story podium under the Theatre Plaza, including the energy center for all the buildings, storage, workshops, services, and parking for 219 cars; (2) the seven-story restaurant building, with two restaurants, a cafe, snack bar, kitchen, and services; (3) the seven-story rehearsal building, containing a two-story ballet/opera rehearsal hall, a theater rehearsal hall, and meeting rooms; (4) the New Scene building, with

a flexible stage for a proscenium theater of 405 seats or an arena theater of 563 seats. The foyer features a circular monumental stair.

The glass enclosure of the New Scene building provides both acoustic and thermal insulation. Especially crucial is the acoustic muffling of the street noise, which is reduced from 95 decibels to 35 decibels by several layers of the perimeter wall and the hollow glass blocks of 80x60x40 centimeters, weighing 40 kilograms. Each of the 4,306 glass elements installed on the facade was individually blown (like a big rectangular bottle) and exposed to gamma rays that colored the glass light brown to match the sandstone facade of the historical building. —PETER LIZON, AIA

*Originally from Czechoslovakia, Mr. Lizon is an architect and planner and teaches architecture at the University of Tennessee, Knoxville.*

# Canada

## *National Gallery That Is a Symbol Of National Pride*

The new National Gallery of Canada in Ottawa by Parkin/Safdie has been the most heavily publicized Canadian building since Moshe Safdie's own Habitat housing pyramid at Expo 67 in Montreal.

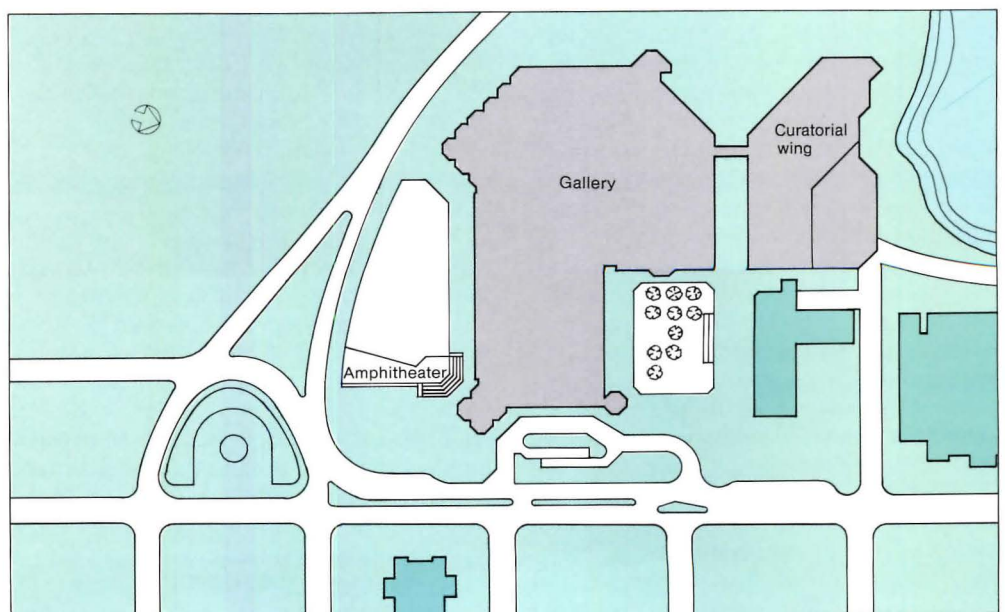

Safdie, the Israeli-Canadian whose home now is in the Boston area, hasn't had an altogether good year. His vast project for Columbus Circle in New York was shot down by a citizen lawsuit, and Safdie was replaced by another architect.

The National Gallery, however, is a different story. Safdie and his gallery were featured on Canadian television and on the cover of *Maclean's*, the Canadian equivalent of *Time* magazine, with the headline "Triumph of an Outcast." The nine-page article informed us that the casters-out were the members of the "Canadian architecture establishment."


For Canada, one senses from all this, the new gallery is more than a building. It marks a rite of passage for a nation whose image abroad, fairly or unfairly, has been that of a likable but unsophisticated society notable for vast empty plains, healthful outdoor living, nasty hockey players, aggressive real estate developers, and boring politicians. Certainly it has not been a culture thought of as particularly artistic. Going to see a show of Canadian art has been, until recently, about as probable an activity as going out for Irish food. The Canadian pride in the new National Gallery is a pride in the emergence of a new and more urbane Canada that is joining the ranks of great nations. Canada itself, one guesses, may be feeling like a triumphant outcast. Or perhaps it is only Ottawa, the small capital of a nation that also has Montreal, Toronto, and Vancouver, that feels the triumph.

Such concerns are heavy baggage for architecture, and, not surprisingly, Safdie's gallery is a furiously ambitious building, an attempt to create a truly public and monumental building symbolizing a nation and its aspirations and also functioning properly as a home for art. Brilliant in conception, the gallery largely succeeds at both these major goals. But it is often disappointing in details.

*Above, gallery from atop Parliament.*







Photographs by Allen Freeman

It is set on a bluff high above the Ottawa River, just across from a similar bluff on which stands the magnificent Gothic-revival Parliament House, one of the great public buildings of North America. Parliament House, covered with spires, has a prickly surface and silhouette. The new gallery imitates it by means of an exterior skeleton of concrete framing and a roofline broken by faceted glass-domed pavilions.

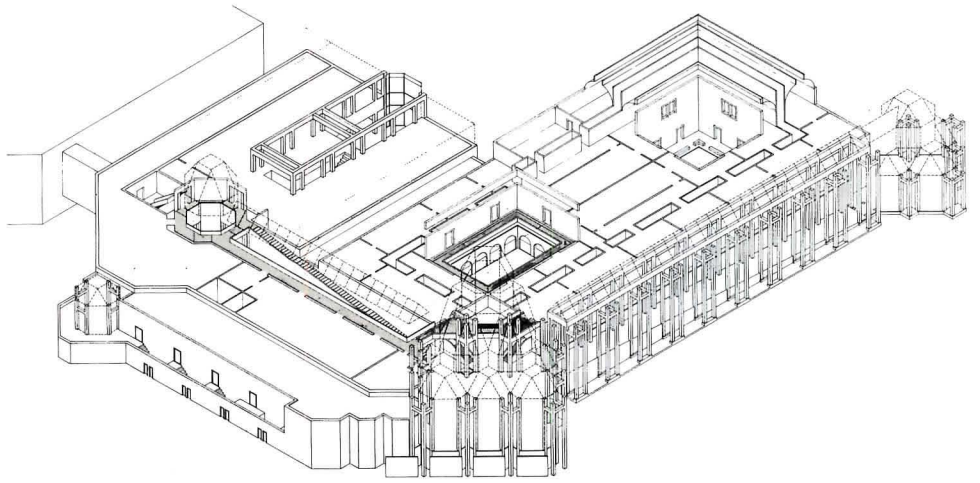

Seen from any distance, these devices work well. The gallery is bold on the skyline, but not so bold as to upstage Parliament House. Up close, the devices are less satisfactory. There seems no reason for the concrete exoskeleton except its looks. The glass domes with their many facets do not suggest a clear or convincing geometry, and they lack a definite shape. Nor do they seem well related formally to the solid museum walls—too solid?—of flame-finished, pink Quebec granite from which they rise. Coming closer yet, one is confronted at the base of the main glass pavilion by a clumsy skirt of fire stairs hidden behind blank walls. The grand conception still holds up, but the gallery lacks the compulsive attention to resolving form and detail that so important a building needs. One recalls, by contrast, James Stirling's Staatsgalerie in Stuttgart, where another strong urban idea is complemented by an impressive command of detail.

Inside, Safdie's gallery has drama and a powerful sense of public procession. The ground floor is dark and somewhat disorienting, a character emphasized by the many ugly little signs the management has found it necessary to post. But this floor is devoted mostly to secondary uses—auditorium, coat check, cafeteria, gift shop, offices. The museum really begins as you start to walk up the great "Colonnade" ramp that leads from the small entry pavilion toward the largest of the glass pavilions—the so-called Great Hall—one flight up.

The Colonnade, framed in concrete columns, floored and edged in the same pink granite as the exterior, is flooded with light from a glass wall on the left that opens to a panorama of Parliament House on its bluff. Procession through the museum becomes a procession through the city as well. This is a building, Safdie says, that is "curious about its surroundings." At the top of the Colonnade the extraordinary interior of the Great Hall unfolds as you approach. Its interlocking octagonal geometry is much more *intelligible inside* than it was outside, and it soars to an impressive 140 feet, articulated by fabric sun-



Photographs by Allen Freeman



*Facing page, above, the long, glassy, buttressed south elevation, with entrance pavilion at right, Great Hall at left, and ramped Colonnade extending between. Left, from inside the Great Hall, the 1876 Italian-Gothic dome of the Parliament Library is prominent in the distance. Motorized, triangular fabric sunshades at the top of the space are seen again at top of this page in straight-up view. Right, the Colonnade is topped by a linear, peaked skylight, as is the second circulation spine (above) extending from the Great Hall at a right angle to the Colonnade.*

shades that open and close like the petals of a flower.

The Great Hall is a major public space for Ottawa and Canada, used for various functions and ceremonies. It, the Colonnade, and a so-called Concourse that also leads into and out of the Great Hall, possess a civic character, like the streets and squares of a traditional city. The Great Hall is a chunk of new public realm that in no way trivializes the art, to which it remains the grand entrance. And at night, lighted from within, it is a lantern high in the sky over Ottawa.

From the Great Hall, visitors filter off in various ways into the galleries themselves, on two levels. Those on the top level are directly skylighted, while those on the lower level receive natural light through a series of unique light shafts. These shafts are lined with reflective silver mylar, and, even though they must penetrate down one whole story through the building, they still provide an astonishing amount of daylight. On an overcast day, the artificial lights can be turned off and the galleries will continue to glow at a perfectly acceptable light level.


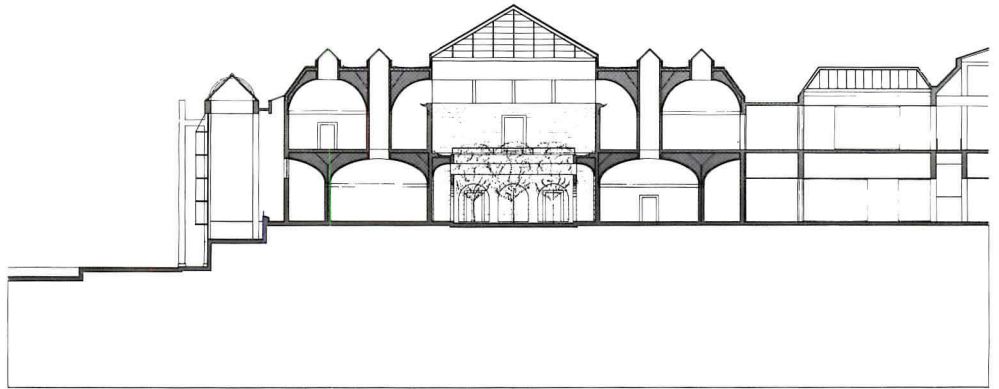
Most of the galleries on both floors have vaulted ceilings down which the daylight washes evenly to illuminate the walls. Pleasant in scale, gently alive with ever-changing natural light, these are among the best gallery spaces of recent years.

The National Gallery is enormous, 600,000 square feet in all, so it isn't surprising that circulation sometimes becomes confusing. But there are benefits to things not being perfectly clear. You stumble unexpectedly, for instance, on two lovely courtyards and a Victorian-Gothic convent chapel interior, saved and transported from another site. One courtyard has in its center a shallow, glass-bottom pool of water kept in constant motion by a small pump. Below the pool, on the ground floor, is a lobby space for which the pool functions as an ever-changing skylight.

The National Gallery is full of such inventions—some of them risky, most of them successful. If everything about the gallery isn't a complete triumph, it is nevertheless a major building and one that, perhaps by the very scope and shortfall of its ambition, seems already to have become a symbol for Canada.

—ROBERT CAMPBELL, AIA

*Section shows light-shaft system. Photos at near right and above, two of the vaulted galleries; far right, view across corridor. Facing page, the Great Hall at twilight.*

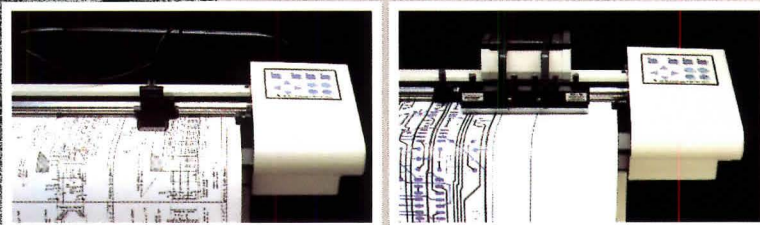







**For nearly  
three decades,  
companies  
have drawn  
on Houston  
Instrument.**

**Now it's  
your turn.**



*Houston Instrument, PRIORITY RESPONSE, and SCAN-CAD are trademarks of AMETEK, Inc.*

Select a Houston Instrument™ plotter, and you're not only opting for the best price/performance on the market—you're choosing an industry leader with a proven track record. For nearly 30 years, companies have relied on HI for quality products, reliable service, and attractive prices.

Take HI's sleek new DMP-60 Series plotters—they're designed to impress even the most demanding CAD professional. Industry experts agree:

*"Houston Instrument's DMP-61 delivers a remarkable combination of high speed, gorgeous plots, and very competitive price."*



*Editor's Choice  
Dec. 22, 1987*

HI's commitment to solid, innovative products is underlined by designed-in versatility. The SCAN-CAD™ option lets a DMP-60 Series plotter double as a scanner. The Multi-Pen accessory speeds colorful, complex drawings. And HI's one megabyte buffer board lets the DMP-60 Series plot several originals—without tying up your computer.

Proven performance, proven value—that's HI plotters. Flexible. Fast. Accurate. Software compatible. Reliable. And backed by HI's PRIORITY RESPONSE™ customer support programs which include overnight product-replacement service, leasing, and warranty coverage.


All this from an industry leader that companies have drawn on for nearly three decades—Houston Instrument.

Now it's your turn. Begin by calling 1-800-444-3425 or 512-835-0900 or writing Houston Instrument, 8500 Cameron Road, Austin, Texas 78753.

**HOUSTON  
INSTRUMENT**  
A DIVISION OF **AMETEK**

Circle 87 on information card

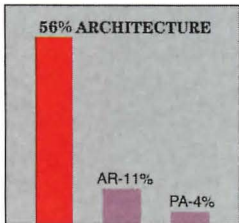
# Architects Agree there's no Equal\*



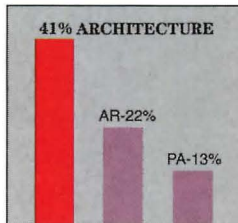
**ARCHITECTURE is the profession's leading publication...and independent research proves it!\***

The independent Readex® Survey of May 1987 shows Architecture is the...

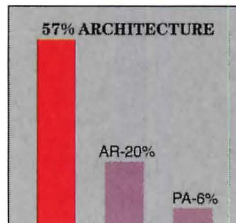
**PREFERENCE...**  
of a vast majority of architects for useful technical information



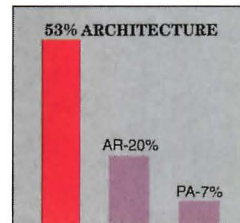
**LEADER...**  
for useful design information



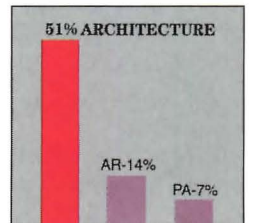
**CHOICE...**  
of a majority of architects for useful professional practice information



**MOST RESPECTED...**  
and valued magazine in the industry



**MOST HELPFUL...**  
magazine to a majority of architects in their work




## And that's exciting!

ARCHITECTURE continues to build excitement by providing editorial coverage of both the design and the technological aspects of architecture to a degree unmatched by any other magazine in the architectural field.

*We're Building Excitement*



# Enter the 1989 AIA Honor Awards Program



THE AMERICAN INSTITUTE OF ARCHITECTS

**AIA  
HONOR  
AWARDS  
1989**


**EXCELLENCE**

**IN DESIGN**

Postmark date for Entries: October 31, 1988  
Postmark date for Submissions: November 28, 1988

*For complete information, contact:*

The American Institute of Architects  
Awards Director  
1735 New York Avenue, N.W.  
Washington, DC 20006



## CONCRETE MASONRY INDUSTRIAL BUILDINGS won't burn, rust, dent and are secure and long lasting.

Here is a handsome, practical alternative to the "Mail order" industrial or warehouse building. A Concrete masonry structure designed specifically for your business gives you these advantages:

**Lower insurance rates:** concrete masonry can't burn or melt. The savings in insurance costs can be substantial.

**Maintenance free wall surface:** Once your building is up, the concrete masonry walls are essentially maintenance free. Both sides of the wall provide a finished surface, needing little or no painting.

**Secure building:** Solid concrete masonry walls provide excellent security for the building's contents.



*Designed by Jorge Pardo, AIA*

**Design flexibility:** Concrete masonry is available in many shapes, sizes and colors. You get no "cookie cutter" design but a building that is distinctively yours.

**Availability:** Concrete masonry and masons are located throughout the country. Your building isn't shipped in.

Discover the concrete masonry advantage in warehouses and industrial buildings.

Send us this coupon or contact your nearest NCA member producer.



**NATIONAL  
CONCRETE MASONRY  
ASSOCIATION**

2302 Horse Pen Road • Herndon, Virginia 22070

Marketing Department  
National Concrete Masonry Association  
2302 Horse Pen Road, P.O. Box 781  
Herndon, Virginia 22070

Send me complete information on the concrete masonry advantage for industrial buildings.

Name \_\_\_\_\_

Company Name \_\_\_\_\_

Address \_\_\_\_\_

City \_\_\_\_\_ State \_\_\_\_\_ Zip \_\_\_\_\_

Phone \_\_\_\_\_

AR9-88

# RAPIDOGRAPH® RENDERING

Gene Shankman, a professional artist, has for twenty-five years been involved with architectural illustration and fine art.


"The Rapidograph® pen has been a mainstay in all of my architectural drawings," says artist Shankman, "and adds a delicate, decorative touch to many of my fine art paintings."

Speaking of the Rapidograph pen's versatility and response to provide rapid and fine detailing, he comments, "It gives me the ability to add a change of pace and authenticity to all of my impressionistic paintings."

No other drawing medium provides the crisp, precision detailing of pen-and-ink drawing. Drawing interpretations are unlimited if different colored ink lines are used; or by combining black or colored ink lines with transparent watercolor, or ink washes, or even pastels or colored pencils.

Graphics studios or departments now using the Rapidograph precision for crisp clean floor plans and elevations can offer a new excitement for presentations whether new designs or restorations by showing proposals in their best possible light a Rapidograph renderings.

It is the high-performance value of the Rapidograph pen that makes it the most widely used and proven by





# ...Victorian neighbors by Gene Shankman

more architects, illustrators, graphic artists, designers, drafters and fine artists than any other technical pen throughout the United States and Canada.

Koh-I-Noor also offers the Rotring Rapidograph pen with disposable ink cartridge; pen breathing channels don't need cleaning because they are thrown out with the cartridge when ink is depleted; a new cartridge provides a clean, new breathing channel. Cartridges with black and five colored inks are available. Accept no substitutes for Koh-I-Noor and Rotring Rapidograph technical pens, the original technical pen technology.

Single pens and studio sets in a number of configurations are available. Ask your dealer, or send the coupon for details. Koh-I-Noor Rapidograph, Inc., 100 North St., Bloomsbury, NJ 08804 201-479-4124. In Canada: 1815 Meyerside Dr., Mississauga, Ont. L5T 1G3 416-671-0696.

*These drawings by Gene Shankman are copyrighted by the artist and may not be reproduced for any reason without written permission from the artist.*



## KOH-I-NOOR RAPIDOGRAPH®

a **rotring** company

Koh-I-Noor Rapidograph, Inc., 100 North St., Bloomsbury, NJ 08804  
In Canada: 1815 Meyerside Dr., Mississauga, Ont, L5T 1G3

Please send complimentary Catalog describing Rapidograph technical pens, drawing inks and other drawing and drafting items.

Please send me the names of Koh-I-Noor dealers in my area.

NAME \_\_\_\_\_

FIRM \_\_\_\_\_

ADDRESS \_\_\_\_\_

CITY \_\_\_\_\_

STATE \_\_\_\_\_

ZIP \_\_\_\_\_

A-9/88

©1988 by Koh-I-Noor Rapidograph, Inc.  
®RAPIDOGRAPH is a Trademark of Koh-I-Noor Rapidograph, Inc.

Circle 93 on information card



# MAKING AN ENTRANCE BARRIER-FREE IS AS EASY AS THE PUSH OF A BUTTON.



Physical Education Building, College of DuPage, Glen Ellyn, IL; Architects: Wight & Co., Downers Grove, IL.

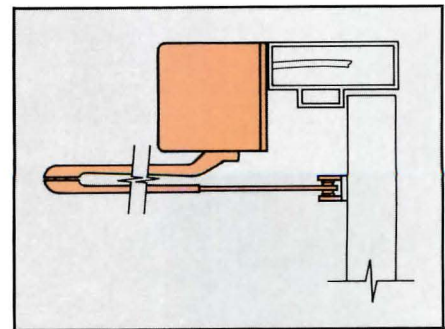
Now entrances can be easily accessible for people who are handicapped. The LCN 4820 Series switch-actuated, pneumatically-powered Auto-Equalizer opens doors to 90° and keeps them open for up to 30 seconds.

The heavy-duty door closer gently closes

doors upon completion of the timing cycle. And since low kinetic energy is used in opening, the need for safety mats, guardrails, or other safety devices is eliminated.

For more information about the LCN Auto-Equalizer and other closers designed to solve

entrance accessibility problems, call your LCN representative, see Sweets Section 8, or write LCN Closers, Princeton, IL 61356, (815) 875-3311. In Canada, Ingersoll-Rand Door Hardware, Mississauga, Ontario L5E-1E4, (416) 278-6128.



## LCN CLOSERS

Part of worldwide Ingersoll-Rand

Circle 95 on information card

# Myths and Realities of Japanese Building

By William H. Coaldrake

Beauty may lie in the eye of the beholder, but in Japanese architecture what is seen is frequently not there, and far more is present than is actually seen.

Japanese buildings have become a source of fascination to us all, both as icons of tradition and as symbols of modernity. Traditional architecture, as found at the Katsura Imperial Villa, readily seduces the visitor with its graceful forms and subtle nuances of materials and surfaces. Monuments like the Tōshōgū mausoleum at Nikkō stun the senses with their gilded grandiloquence. Soaring high-rise buildings in Tokyo's Shinjuku subcenter defy earthquakes with innovative flexible-frame technology. Names of Japanese architects such as Tange, Maki, Isozaki, and Andō are on the lips of students of architecture the world over, much as those of Le Corbusier, Wright, Mies, and Gropius were a generation ago.

Japanese architecture may be fashionable, even faddish, but enthusiasm has not necessarily been matched by understanding. At best, interpretation is superficial or stereotyped. At worst, it is patently

*Mr. Coaldrake is a research fellow in Japanese history in the school of Pacific studies at the Australian National University in Canberra. Born in Tokyo, he received his doctorate from Harvard University in 1983 and taught history of Japanese architecture there until 1986. He has been a visiting research fellow of the University of Tokyo department of architecture. In 1980 he received the first membership in the Kyoto Association of Traditional Master Builders ever offered to a non-Japanese.*



Figure 1



Figure 2

incorrect. What, then, are some of the prevailing illusions about Japanese architecture, and what is the reality that lies beyond them?

*Illusion No. 1: The Japanese house is built of thin paper and wood.* Traditional Japanese buildings are thought to be fragile structures, their interior spaces subdivided by rice-paper-covered screens called *shōji*. In reality, *shōji* screens are covered not with rice paper but with much stronger mulberry paper, and they do not subdivide any Japanese interior at all. These important and attractive translucent fittings are used around the periphery of the living and working areas to admit light from outside the building, as is evident at the Katsura Villa with its rows of *shōji* lining the major exterior walls (Figure 1). The functional subdivision of the interior of a Japanese house is provided by *fusuma*, sliding panels covered with thick paper similar in consistency and texture to our wallpapers. Customarily decorated with paintings and design motifs, *fusuma* are the major feature of many Japanese rooms and the backing for some great works of Japanese painting (Figure 2).

Wood also is of paramount importance, not, however, as frail matchstick construction but as some of the most durable building components in the world. Particularly notable are certain softwoods. Historically, the straight-grained Japanese cypress, (*hinoki*), a long-lasting softwood highly resistant to weathering, was the preferred structural timber for major building projects until the 13th century, when forest supplies became depleted. Parts of the great 7th-century temple complex of Hōryū-ji that were built of cypress are still

Figure 3



standing (Figure 3). Scientific tests have shown that cypress actually becomes stronger for 300 years after it is cut down. Then during the next 700 years it merely returns to its original cut strength. This performance has rarely been equaled by any building material, traditional or modern.

But wood, for all its importance and durability, does not dominate the traditional Japanese building. Terra-cotta roof tiles have been used conspicuously on many of the most important buildings. These baked clay tiles are beautiful and resistant to both fire and time—a building with a tile roof can endure more than a thousand years.

The main method of tiling uses pan or trough tiles laid in rows down the roof; the interstices between the rows are protected from rainwater by semicircular cover tiles (Figure 4). Ridge end tiles are veritable works of sculpture of some size and presence. Symbolism is often used in their design; for instance, the character for

Figure 4



water, *mizu*, used on the end faces is an invocation to the deities for protection of the building against fire.

*Illusion No. 2: The importance of stone is minimal.* It is true that the Japanese do not use stone in the same way as European masons. However, stone, in small or large blocks, hewn or unhewn, roughly piled or intricately interlocked, plays a vital role in Japanese building. Masonry—that is, the manipulation and mastery of stone for building—is one of the most

important aspects of many Japanese buildings, and the stonemason historically has been one of the most venerated professionals (Figure 5). Buddhist temples, such as the main hall of Hōryū-ji, customarily are set on carefully constructed stone podiums in the manner of classical Greek buildings. Even the more modest traditional residences have timber-framed walls set on stone footings. Stone is also one of the chief materials used in the major art of the Japanese garden designer, whose

Figure 5



role is inextricably bound to that of the builder.


Castles of the 16th and 17th centuries had massive walls of hewn granite. The sophistication of castle drywall engineering, with the walls' subtly curved lines, constitutes one of the highest achievements of Japanese civilization. The sweeping, "folding fan"-shaped walls of Osaka Castle soar to 80 feet in height, and many of the rocks used in its barbican gate houses weigh seven to eight tons. The largest single rock is 46 feet wide and 16 feet high and must weigh more than 100 tons. It is the equal of the largest rocks used in any known structure in the world. Such stones were transported as far as 200 miles to castle sites. Rocks for the walls of Edo Castle, the headquarters of the Tokugawa shogunate, all were transported by ship from quarries in the rugged Izu peninsula. The rocks were so large that a ship could carry only two rocks on a trip.

*Illusion No. 3: Japanese architecture lacks the monumentality of major European buildings.* The inaccuracy of this often repeated Western misconception is demonstrated at once by the stone in castle walls. The largest castles ever constructed were those great citadels of Edo and Osaka. The main keep of Edo Castle rose to the height of a 20-story office building of today. Himeji-jō, completed in 1609, is the largest existing castle in Japan. Its inner compound alone would have comfortably enclosed the combined castle precincts of Carnavon, Beaumaris, Harlech,

and Conway, the four most impressive edifices built by England's master castle builder, King Edward I.

The Japanese achieved monumentality not only in stone but also in wood. The Daibutsuden, the Great Buddha Hall of Tōdai-ji, is generally considered to be the largest wooden building in the world. Rebuilt into its present form at the turn of the 18th century, it reaches 160 feet to the ridge pole and is 185 feet wide (Figure 6). When first constructed in the mid-

Figure 6



dle of the 7th century, however, it was two-fifths wider than the present building. Even so, the existing structure is a daunting edifice, with massive internal pillars nearly 6½ feet in diameter rising to support the huge tiled roof. In the sense that monumental means colossal, these buildings are clearly monumental and outrank in size and durability many works of European architecture.

*Illusion No. 4: Japanese buildings use no nails.* Japanese and Westerners hold this as a tenet of architectural faith. Actually, a large premodern building project required enough nails to keep a metalsmith toiling from dawn to dusk for many months turning out nails of all varieties from pin-sized and sharpened at both ends, for securing floorboards, to foot-long nails with heavy rounded heads, for holding down tiles at the edge of the roof.

The correct premise of the incorrect conclusion "Japanese buildings use no nails" is that nails do not perform the major structural connections in Japanese build-




Figure 7



ings. Instead, the building frame is held together by an intricate system of mortise and tenon joinery (Figure 7). Angled and spliced joints have great strength and flexibility; they flex to absorb the destructive energy of earthquake vibrations. However, many of the important joints are strengthened by nails, and some, such as the interfaces of rafters and purlins, are held together by nails alone. A special chisel with a swordlike hilt had to be invented to make the nail holes, which were eight to 12 inches deep.

*Illusion No. 5: The entire building is simple and restrained in character.* Japanese architecture, when it appears most simple, may actually be most complex. Master builders frequently resort to the most complex means to achieve what seems in the end to be effortless. The illusion of restraint and simplicity conveyed to Western observers is mainly the result of our not knowing enough about what we are seeing.

Figure 8



A clear illustration is the cypress shingle roof of the Old Shrine of Katsura Villa (Figure 8). The guileless, rustic shingles of the roof surface are piled up intricately underneath. Eaves that seem to flow smoothly out from the walls actually are supported by a complicated internal truss that is very difficult to construct.

The typical internal truss, which supports the roof, has large, rough-hewn tree trunks layered horizontally to carry the ridge pole, and thick cantilever arms to support the eaves. Such a heavy horizon-




Figure 9

tal truss system is the secret of the stability and strength of most Japanese buildings and is found universally in buildings as diverse as the traditional farmhouse and the castle tower (Figure 9). The Japanese truss stabilizes the building on its foundations and locks the joinery of the frame into place so that it can withstand the most destructive "vertical jolt" type of earthquake, which tends to shake a building off its foundation and spring apart its joinery vertically, causing structural collapse. The heavy truss beams also place the pillars and beams of the frame beneath under tension and compression, enhancing their structural strength. The entire system is far from simple in concept and execution.

Westerners also tend to dismiss outright any building with a decorative flavor not matching our own preconceptions. The prime example is Nikkō Tōshōgu, the mausoleum complex dedicated to the founding Tokugawa shogun (Figure 10). It has become fashionable among historians and

Figure 10



architects to condemn Nikkō for its extravagant ornamentation, even as they praise Katsura for its "simplicity." In the 1930s, the German architect Bruno Taut found the highest levels of architectural achievement in the "functional simplicity" of Katsura and in his next breath called Nikkō "barbaric, overloaded Baroque." We are entitled to our prejudices, but we should not let them cloud objective judgments. Nikkō is a supreme political statement by the 17th-century shogunal establishment, and as such its style is eminently suited




Figure 11

to its function. Its immediate impact may be a profusion of detail and color that overwhelms the observer, but its details include craftsmanship of the highest order, such as painstakingly crafted bracket arms with black lacquer and inlaid gold designs used for the Yōmeimon (Figure 11).

In Japan, for every Katsura there is a Nikkō. It is erroneous to see even teahouse architecture purely in terms of restraint and simplicity. Like the tea ceremony itself, the form of the teahouse obeys complex architectural rituals that appear simple only to the untutored eye. The variety of materials used in the typical tearoom is a key to this. It is proper to remember that Toyotomi Hideyoshi (1538-1598), one of Japan's great tea patrons, had a portable teahouse built of gold and other sumptuous materials such as silk to entertain and impress the emperor.

Recent restoration at Katsura itself has revealed that the buildings originally were much more colorful and polychromed than they appear today. Their brilliance and gloss subdued by time bring to mind the initial European enthusiasm for the clean, pristine marbles of the Parthenon, which, it was believed, demonstrated the noble restraint of classical Greek taste. Later it was established that these buildings had been gaudily polychromed in reds, blues, and golds when first completed.

*Illusion No. 6: The interior is designed on the basis of ma (space-time intervals).* This is the most persuasive and seductive of all the illusions. The word *ma*, after all, has become a part of the standard Western vocabulary of Japanese architecture. It is used universally by Western commentators as well as by many Japanese architects to explain the system of design that created the subtle spatial qualities of the traditional interior (Figure 12). Here we believe we are approaching the central mystery of Japanese architecture.

Unfortunately we are not. *Ma* is a misnomer in the way it is used at present. Its significance in Japanese architectural design must be rigorously reassessed in




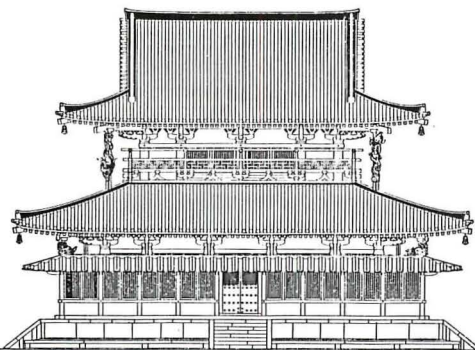
Figure 12

relation to the Western use of space as a manipulable design concern.

In my experience of living and working in traditional Japanese building practice, I have not encountered even one master carpenter who uses the term *ma* in its contemporary Western architectural interpretation. In traditional Japanese architecture, *ma* has two meanings, neither of which coincides with “space-time” design intervals.

*Ma* is used first to designate a room, as in *kyaku-ma*, *i-ma*, or *hiro-ma*. In this context it means “place”—the place for a guest, the place for living, the place for an audience, respectively. The second meaning of *ma* is “the space between,” the operative word being “between.” In this sense, *ma* designates the distance between two pillars, with emphasis on the role of the trabeated structure rather than the space it subtends (Figure 13). The old-

Figure 13



est existing printed carpenters’ design manual, the *Designs for Samurai Architecture* of 1655, demonstrates this usage clearly. The description of proportions to be used in building an *agetsuchimon* (gateway with clay-covered roof) states: “The diameter of the pillar is to be calculated as one-tenth of the distance between the two main pillars (*ma*).” Thus, *ma* as “the distance between” is the servant of structure. It is invested with a linear character rather than a spatial quality. In fact, the more common traditional word is *ken*, another way of reading the same ideographic character. *Ken* simply means the span of the bay unit. Its linear value was standardized in 1886 at 1.82 meters (almost six feet) for international trade, but until then its actual length depended on the building and the carpenter.

The term *ma* became popular for describing aspects of Japanese architecture when, in the mid-1960s, Western-educated Japanese architects such as Arata Isozaki, aided and abetted by enthusiastic but unin-

formed foreign architects and anthropologists, attempted to explain Japanese architecture to Western audiences in terms that were at once tantalizingly exotic (“*ma*”) and reassuringly familiar (“space”). They invested *ma* with new architectural meaning by borrowing its medieval meaning of an interval between two actions in *Nō* and *Kyōgen* drama and of the breath or space between notes in accompanying music. They combined this usage with Western spatial interpretation to create the “space-time” interpretation of *ma* in common currency today. The medieval master carpenters who built the splendid palaces and *Nō* stages where these “space-time” activities occurred would be startled to learn that their modest span unit had assumed international spatial significance today.

Analysis of Japanese architecture in terms of “space” has been done primarily in the postwar era. The concept was so alien to Japanese thinking that there was no word for it in the Japanese language until after the feudal era ended in the mid-19th century. The term *kūkan* was concocted from the character for *kū*, meaning air/sky/emptiness/unreality, and the character for *ma* (read as “kan” in compound form), meaning interval or between. *Kūkan* migrated from general usage into Japanese architectural thinking only after Western books on architecture, such as Sigfried Giedion’s *Space, Time and Architecture: The Growth of a New Tradition*, were translated into Japanese in the 1950s. The tendency toward Western spatial analysis of traditional Japanese architecture became pronounced in the 1960s, and fascinating spatial terminology has found its way even into analyses of old farmhouses in Japan.

Interesting as this approach is for the Western designer, it leads us nowhere but astray when we set out to understand premodern Japanese architecture in the historical context of its construction. It becomes perfectly clear as we look at the tightly interlocked framework of an



Figure 14

18th-century Kyoto-region farmhouse during its dismantling and restoration that the tangible structure was the builders’ primary concern, not as a nebulous “skeleton of space” but as a solution to the practical problems of shelter and security (Figure 14). Even the contemporary timber-frame residence is a complex erection in which space was an afterthought. Historic monumental buildings, such as the large Buddhist temples, central to the tradition for nearly a millennium, did not enclose much physical space at all. Worship services and lectures were conducted outside the buildings, which served as stage or backdrop for ritualistic and intellectual activities. Much of the interior was created almost as an incidental by-product of building an impressive exterior. Even when there were large interior spaces, the most important ceremonies generally were held outside. The grand rituals to mark the completion of the Great Buddha Hall of Tōdai-ji, one of the world’s largest premodern buildings, took place in the front courtyard.

It is thus more profitable to think of Japanese architecture first and foremost in terms of structure and proportion rather than space. We should use *ma* sparingly and as it was intended by the carpenters who first applied it. The spaces may be visually exciting, but the structure of the building and the tangible problems of proportional relations between its parts were more important to the traditional builders who designed them.

How have these false impressions come about, and what do they tell us about Japanese architecture and even about ourselves? The fundamental problem is that Japanese architecture needs to be seen as both “Japanese” and “architecture,” but the one is interpreted only rarely in terms of the other. We may appreciate in general that any building reflects a variety of social, political, religious, economic, and technological factors, but for Japanese architecture these have not been satisfactorily defined.

In Japan, the fabric of society and architecture is closely interwoven because of geographic insularity and tightly knit group dynamics. Foreign observers seldom see beyond the sublime sense of place or materials or the exotic traditional roof styles to the living matrix that spawned them. On the other hand, Japanese specialists who understand the context may have trou-

ble grasping the minutiae of technical architectural aspects.

Western architects have limited opportunities for acquiring sufficient knowledge of Japan's history, language, and society to draw meaningful conclusions about its architecture. Views of eminent Japanese architects that find their way to the West often are filtered through a Westernized training. Many Japanese architects freely admit to being more informed about contemporary trends in the United States and Europe than about Japanese architectural traditions.

Strictly speaking, the work of many contemporary Japanese architects does not constitute Japanese architecture. Certainly these architects may have to deal with a uniquely difficult Japanese urban environment of tight, irregularly shaped sites and problems of fire and earthquakes. Yet their contextualism is rooted in an international ethic, not a Japanese one. Kisho Kurokawa's Wacoal Building, which gazes down on the Imperial Palace in the center of Tokyo, is designed like a high-tech pencil sharpener (Figure 15). From the exterior, it may be judged architecturally to be as much

Figure 15



“Japanese” as Jefferson's Monticello is “American” or the Sydney Opera House is “Australian.” None of these is truly indigenous, but each has become a symbol of its context. Indeed, the visual anarchy of contemporary Japanese cities seems to have given Japanese architects license to indulge in a high level of experimentation. They no longer feel compelled to create buildings in harmony with their setting



Figure 16

because the prevailing character of the setting is chaos (Figure 16). Although much Japanese architecture today is important in its own right as design, it has ever less to do with long-established Japanese traditions.

Japanese architecture is popular in the West not only because it speaks a language that is exciting and challenging in its context but also because it is reassuringly familiar in a global perspective. However, while Westerners expect the Japanese to address their own traditions, Japan frequently expects them to address Western traditions. This is hardly surprising when we remember that the educational system established by the Allied occupation after World War II drilled into the Japanese that everything before the war was “feudal,” “emperor-centered,” “bankrupt,” and “bad” and that everything Western was new and good. Only a handful of major Japanese universities even now offer systematic courses in the history of Japanese architecture.

This is why Western concepts of space and even of *ma* have found a ready home in Japan. Tange's gymnasium and swimming pool building for the 1964 Tokyo Olympics used a tensioned steel cable suspension system to achieve the swooping effect of the traditional Japanese temple roof. The building may resemble a Japanese temple on the outside, but inside it is more like a Gothic cathedral. Swimming in the main pool is like floating in the incorporeal sacred space of Chartres Cathedral. Tange himself says that his overall design was based on the plan of the Circus Maximus in Rome. A quarter-century later, his latest project, the new Tokyo Government Headquarters complex in Shinjuku, has been accused of resembling the twin Gothic towers of Notre Dame, while his Osaka Bioscience Institute Building, opened in October 1987, features a large pyramid on one of the roofs, invoking perhaps a Parisian motif of more recent origin.

In other words, the intellectual orientation of Japanese architects is Western as often as it is Japanese. This is not surprising in a country now buying Van Goghs and Corots as fervently as we once purchased Hiroshige wood-block prints. In general, Japanese architects are consciously internationalizing though we may still find in Japan today a consistent output of buildings formally or thematically related to tradition. In the mid-19th century, when the country dismantled its feudal system, Japan set out to beat the West at its own

Figure 17



architectural game in order to survive in a rapidly changing world, with the result that the quintessential monuments of the Meiji period are Western-style buildings such as the Akasaka Detached Palace and the Tokyo Station Building (Figure 17). These are more than imitative. They were designed to demonstrate command of Western architecture through familiarity with Western design, mastery of new technology, and ability to extend and enrich the models upon which the buildings were based—in this case Versailles and the Amsterdam Railway Station, respectively.

**T**he purposive Western character of contemporary Japanese architecture causes confusion when we try to interpret the Japanese present. The Western bent of contemporary perception in turn distorts our view of the Japanese past. Western preoccupation with design and theory and the separation of design and construction leads us immediately astray when we approach traditional Japanese architecture, which was the undocumented practice of the master builder before it was formulated into design principles. The traditional master builder was responsible for both design and execution of a building project. Unity of design and execution is evident in the organic characteristics of traditional buildings, such as the pragmatic application of modules throughout.

We can correct obvious but pervasive errors about Japanese architecture. More important, we must recognize how our thinking about Japan has been conditioned by our own cultural and architectural experience, especially our misunderstanding of the cultural identity of Japanese architects today and of the role of Japanese master builders of the past. In both traditional and contemporary architecture, we should look with renewed vigor at the character of the builders in order to dispel illusions and understand the reality of the buildings. □

# THE NEW HEWLETT-PACKARD ELECTROST PLOTTER: 406 D.P.I. UNDER \$23,000.

This is a piece of an actual plot. Actual size.

To see the big picture, call 1-800-752-0900, Ext. 787B.

We'll send you an original plot and a complete information kit.

\$22,900 is U.S. suggested retail price for D size model.  
E size model is \$27,500.

PE12802 ©1988 Hewlett-Packard Company



# The new Monogram built-in refrigerator has something new built in. A dispenser.

For years, it seems to have been taken for granted that free-standing refrigerators should contain all the latest technical advancements.

While built-in models have mostly been left to rely on good looks alone.

But now this state of affairs is about to change.

We are introducing a built-in refrigerator that is as sophisticated as anything available today, and yet as aesthetically appealing as any of the more conventional built-ins.

Its major advantage is obvious.

Unlike any other built-in, this new Monogram refrigerator offers ice and water through the door.

But its other virtues are less readily apparent.

For one thing, it's the only built-in that is controlled *electronically*.

Its vital functions are constantly monitored by a computer which enables this refrigerator to do such things as warn users if the interior temperature is too high.

*Beep* when the door's been left open.

Or let them know if there's been a power failure.

It also has another outstanding virtue.

*Capacity.*

Unlike conventional 36" wide built-in refrigerators, this one measures 42".

Which means it can hold things that are impossible to put into smaller built-ins, such as full-sized party trays.

We've also given it microwave-safe Quick Serve™ trays that slide

*under* the shelves, to free up even more space.

Plus a built-in wine rack.

Along with this new refrigerator, we are introducing electronic single and double wall ovens.

A highly versatile *electronic* modular downdraft cooktop.

An exceptionally good-looking *gas* cooktop.

And a matching compactor.

Together with the other Monogram products, they form something no one else offers.

The only complete *line* of built-in appliances.

Which can make life a lot easier when you're specifying products for a new kitchen. Because you no longer have to deal with several different companies.

Instead, you only have to deal with *one*.

And it's a company that goes just a little further when it comes to service.

Who else offers a source of information as *comprehensive* as the GE Answer Center® service?

(Just call 800-626-2000 any hour, any day of the week.)

Who else backs their products with a nationwide network of *factory-trained* service professionals?

No one else.

Only GE.

Circle 99 on information card



**Monogram.**





# Building in Developing Nations

*Architecture for 'a half-primitive, half-high-tech world.' By Forrest Wilson*

**W**e must build a new world, a far better world—one in which the eternal dignity of man is respected," said Harry S. Truman in a radio address to delegates at the opening session of the United Nations conference in San Francisco on April 23, 1945.

The dream of building a better world after World War II rested on the export of industrial technology to "underdeveloped" nations. It was to be a peaceful transfer of power creating "one world" of health and light, white walls, and flat roofs. The "arsenal of democracy" as the United States termed itself during the war, was prepared to beat its swords into condominiums.

Le Corbusier boarded a Liberty ship in La Harve and headed for the United States with his "modulor" in his pocket, ready to esthetically revolutionize American industrial production. The backward forces of primitive building and vernacular architecture were to be overcome by a brave new world of basic forms in concrete block sized by the golden section, if Corbu had his way.

Today, architects are not quite as sure of themselves as they were 40 years ago. The buildings of pre-industrial cultures continue to compete with those of the industrial world. Where the two meet, a seesaw battle takes place. Industrial buildings are juxtaposed with primitive and vernacular. A single street may have facades of sun-dried brick and low-e curtain walls. Metal skins win temporarily. Victory is not final, for indigenous building forms return to center stage in the guise of luxury hotels and cultural "theme parks." There are handcrafted temples in Kathmandu, Nepal, that are neighbors to fast-tracked, CADD-designed hotels. German and French tourists plug television sets into convenient outlets in stuccoed mud walls of exotic Tunisian grain storage bins. Truman's "new world" is a mixed bag.

How do architects design in a half-primitive, half-high-tech world? How does this world go about building? The following interviews provide some answers from a sampling of nations.

## *Afghanistan*

*Afghanistan is an arid, mountainous country with a population believed to be a little over 15 million (1986 estimate). Its rivers are unnavigable and used for irrigation. Agriculture is the mainstay of the economy, although less than 10 percent of the land is cultivated. Afghanistan straddles the historic silk route to India through the Khyber Pass. It has been conquered by Darius I, Alexander the Great, Arab invaders, Genghis Kahn, and Tamerlane. England gained control in 1907 after two wars, and Afghanistan regained independence from England with a third British-Afghan war in 1919. The country became a republic after a military coup in 1973. Pro-Soviet leftists took power after a bloody coup in 1978, and in December 1979 the Soviet Union began a massive military airlift into Kabul. Soviet troops fought Afghan rebels until recently when the Soviets began to withdraw.*

Stanley Hallet, associate dean and chairman of the Catholic University of America department of architecture and a former

Fulbright lecturer at the University of Kabul in Afghanistan, describes his study of Afghan architecture: "When at the University of Kabul, I was asked to help develop an architectural curriculum. We felt strongly that the students first must understand their own architecture. Even before the Russian invasion the university student body was highly political and frequently closed down the school through strikes. During these periods we organized both Afghan faculty and students to study, draw, and examine traditional Afghan architecture. When school was in session, the research was used for studio problems. In many ways, the research and field work provided a rich educational experience.

"The lessons were in rammed earth and sun- and fire-baked brick. Beautiful, carved wood, prefabricated window systems were slipped into primitive masonry structures. The elements of construction were modularly coordinated. Complex and sophisticated heating and ventilating systems were well integrated into floors and walls. Spatial organization to ensure family privacy was brilliant. Wind scoops ventilated rooms during the summer, and elaborate coiled underfloor systems radiated heat during the winter. Fortresslike farmhouses were surrounded by six- and eight-foot rammed earth walls built from the ever present and abundant supply of earth.

"From the ingenious yurt mobile framing systems to the elaborate wood and stone buildings of Nuristan, many lessons could be learned. There appeared to be no new building problems. Afghans knew how to build for Afghans. People need the same things today they have always needed—privacy and community, rest and activity, shelter and a sense of place."

## *Africa*

Claudia Russell, an American architect who has supervised State Department building projects in various North African countries, talks about today's environment for building in Africa: "Quantity surveying is commonly used in bidding in Africa, as it is in Europe. This may be because bidders in Africa are often foreign or because of a European colonial heritage. Government funding agencies want a fixed fee, but bidders want the freedom and security of the quantity survey. They prefer to make additions or subtractions based on the quantity fee. With fixed sums there seem to be more trade-offs and negotiations because a formula for predetermining trade-offs is not there. The onus falls on the contractor to bid the job holistically and carefully rather than rely on assigning prices to predetermined quantities.

"Codes are a big issue—whose codes, when, and how will they be applied against whose materials? Power sources and voltages are always different. In one project I know of, an Ethiopian electrical contractor, using British standards and U.S. materials, bid on an existing building in a fourth country. Codes become a huge issue when there are U.S. codes, local building practices, and foreign materials all mixed together.

"There are differences in infrastructure to look at as well. In



America, fire codes assume there is a fire department. This is an invalid assumption in many parts of the world. Likewise, many U.S. building systems are critically dependent on continuously operating electricity. Electrical stoppages are common in the Third World. Maintenance schedules are critical.

"The work site is a scene unto itself. Scaffolding is often bamboo, and workmen without shoes or hard hats hoist and install precisely machined metal and glass panels brought to the site on donkeys.

"The extremes of heat and cold play havoc with many roofing materials. Most built-up roofing does not appear to stand up well. It was my observation that an impervious material with quick runoff versus a flat roof construction was the most effective.

"Timber is often plentiful, but it must be treated to prevent bugs and rot. On one project it was cheaper to fell native trees, send them to Europe for milling and preservative treatment, then ship them back, than it was to import American products. The wood is also excellent. In some areas, African mahogany is so plentiful it is used in packing crates.

"With respect to constructors, I found that the most critical demand is asking for a right angle. The concept does not naturally exist for them. They may have never seen one. It was an issue that forced me to beat my head against the proverbial wall—one with rounded corners.

"Skilled labor in Africa is difficult to find. There is therefore a constant need for supervision. There seems also to be a general lack of respect for construction dangers. There is a fear factor in America instilled in the workplace that works as a safety factor. When Allah is in charge of site safety, the workers apparently can ignore danger.

"The cultural twists are interesting too. My favorite recollection is of the prayer rugs cut from carpet scraps that sprouted up all over town. Of course, when a project is completed, there are always local customs to be honored, such as the slaughtering of a lamb and sprinkling its blood on the building and building equipment.

"A huge issue for the Third World is the energy consumption of U.S.-style buildings. The loads and demands are outrageous. There is the perception of those in underindustrialized countries that American airconditioning is a Cadillac compared to the ox cart of indigenous climate-control techniques. Those who can afford airconditioning want it. Yet American systems require enormous amounts of power. On one project, a mile-long trench a meter deep and a half-meter wide was dug with pick and shovel to run an electric cable. At what point does a U.S.-style building no longer have a right to the huge amounts of power it drains from subsistence-level cities?"



Cecil Steward

## China

*The population of China is estimated at more than 1 billion. The country has a centrally planned economy with economic development coordinated in five-year plans. Despite rapid industrialization in recent years, China remains predominantly agricultural with about 75 percent of its work force engaged in agriculture. Cultivation is limited to 15 percent of land surface. China is one of the world's major mineral producers and the 10th-ranking oil producer. The first documented Chinese civilization was the Shang Dynasty, about 1500 B.C. to 1000 B.C.; the last of a succession of dynasties was the Ch'ing Dynasty,*

*1644-1911. China became a republic Jan. 1, 1912, following the Wuchang Uprising. Western powers had forced an opening for overseas trade in 1834. Foreign wars and internal revolutions culminated in the civil war of 1945, which established the People's Republic of China in 1949 following the ouster of U.S.-backed Chiang Kai-shek. In 1950 the People's Republic entered the Korean War against U.S. and United Nations troops. The United States and the People's Republic established diplomatic relations on January 1, 1979.*

Cecil Steward, FAIA, dean of the college of architecture at the University of Nebraska at Lincoln, has been a frequent visitor to China and has worked with Chinese architects: "Architecture in the People's Republic of China is in the midst of epic change. Recently there has been an intense debate between traditionalists and modernists. One argues for a technologically modern architecture that retains its distinctive Chinese characteristics. The other looks for images to express the culture of a new society. They would forge an esthetic from the expression of modern construction methods and materials that would reflect the society's social development and individual creativity.

"Eight years ago all buildings except those of major importance were built from standardized designs using standardized components from manuals of building types patterned after Russian designs of the 1950s.

"China is now embarking on a massive construction program. In 1986 the country reported a capital facilities investment of \$79.97 billion in U.S. dollars, representing a 16.7 percent growth over 1985. There are more than 160,000 projects under construction at a value of \$241 billion. The single largest construction investment is in urban and rural housing.

"Construction goes on despite an environment of crucial demand and rapid change. Responsibilities have shifted from state selection of construction 'companies' to competitive bidding. Choice is restricted, there are materials shortages, tradesmen are inexperienced, tools are simple, there is a shortage of

*Above, rammed earth construction in Shaanxi Province, China.*

architects, construction codes, and inspectors, and management is inefficient.

"Major changes are under way. The government has announced the establishment of a national network of 345 'construction quality-control stations' to regulate the building industry. Concurrently, they have introduced a 'thorough responsibility system.' Managers' and workers' wages and bonuses are tied to work quality. They have also introduced a system of two-year technical training of construction workers.

"The Beijing Association of Aesthetics in Science and Technology was created in 1986, as well as the All-China Association of Aesthetics, acknowledging the importance of esthetics to architecture, communications, and medical science and technology. The objective, according to their report, is to prevent 'economic progress from creating a world of ugliness.'

"The Architectural Society of China and the Capital Architectural Art Committee in Beijing recently recognized 32 projects in the first design awards ceremony ever held in China. Requirements were projects that had been in use for at least one year.

"China's new values have been evolving for about 40 years, the open-door policy for the past 10. This is a very short period in Chinese history. Chinese architects have a unique opportunity to influence the images of a dominant world culture. Will the architecture be distinctive to China, and will it be contemporary with the society and culture of the new 'Middle Kingdom?'"

## India

*India, a country of about 800 million people, is divided into two separate economic entities: villages supported by primitive agriculture, in which 40 percent of the population live in poverty, and urban India, one of the world's most heavily industrialized areas. Approximately 70 percent of the country's work force engages in agriculture. India has one of the oldest civilizations in the world. The 4th to 6th centuries after Christ marked the golden age of Hindu culture for its science, literature, and arts. The Mogul Empire and European encroachments began in 1526, and in the 17th century the British, operating as the East India Co., gained control of most of India. After the Sepoy troops mutinied in 1857, the British supported the native rulers. Discontent with British rule intensified, and Mahatma Gandhi led the movement for independence from 1919 until his assassination in 1948. British India was partitioned into India and Pakistan in 1947, and several hundred thousand died in the disorders that followed. India became a democratic republic on Jan. 26, 1950. India and Pakistan have fought wars in 1947-48, 1965, and 1971. India faces continuous runaway population growth, labor strife, and intercaste violence.*

Uttam C. Jain, an architect whose work is financed primarily by public and governmental agencies, supplemented by private enterprises, observes some of the differences between Indian and American building: "The Indian building industry lacks standardization and industrialization. It rests on local craftsmen, indigenous materials, and traditional building techniques. The present regulatory environment is fragmented and ineffective, even though the building industry is politically stable.

"Indian practice is labor intensive, and construction is more of a craft than a technology here. Handcraft still takes precedence over mechanized operations, and the workers' skills vary at different levels of building activities. Industrial manufacture

is restrictively specified for fixtures, fitting, fenestrations, and servicing the edifices. Tradition also influences building practice in large measure. Indian architecture offers to the architect the same kind of freedom and choice as that of a painter who paints his canvas intuitively.

"In my practice, I tend to give buildings a handcrafted look to the extent possible. This gives a building an instant association with its place and its people—edifices belong to the place.

"I have not had the opportunity to assess North American building technology closely enough to offer an opinion of it. Perhaps its large scale of practice makes it seem less virtuous. There certainly is a higher degree of specialization in American designing and construction than there is in India. One general impression is that North American practice is more a response to technological pressures. And, to us, computerized practice is a distant drumbeat.

"At one time, Corbu and Kahn were Indian heroes, and their images and modern style still linger. Postmodernism without taking anthropological roots primarily seems handy for catering to popular taste, but it makes for buildings with appearances unrelated to context. There seems to be a lack of debate on architectural issues."

## Libya

*The Socialist People's Libyan Arab Jamahiriya has a population of 3,876,000 (1986 estimate). Discovery of oil in 1958 transformed Libya from a poor agricultural country into one of the world's leading petroleum producers. Petroleum accounts for 95 percent of export earnings and more than half the national income. Agriculture is the work of half the labor force. Occupied at various times by Carthage, Rome, Arabia, Morocco, Egypt, Spain, and the Ottomans, Libya was a base for pirates during the 18th century. It was seized by Italy in 1911, and Libyan resistance against the Italians continued until the 1930s. Crucial desert battles of World War II were fought in Libya. The country became an independent constitutional monarchy on Jan. 2, 1952.*

Faisal Banani is a graduate of the school of architecture of the Libyan technical university in Tripoli. He formerly headed one of the largest architecture firms in Libya: "Architectural information is costly in Libya. For instance, the designers of the Tripoli Sports Center had to hire one English firm that did nothing more than supply Olympic standards, and at considerable cost. When part of the Central Bank of Libya burned in 1975, Libyan architects repairing the damage lacked structural and other related drawings. The former Italian architect was hired as a consultant to supply them, again at considerable cost.

"Libya has nationalized its architectural and engineering services. Although priority is given to Libyan firms, the market is open to foreigners. Libyan fees are lower than those of their international competitors. International firms will not accept less than 6 percent on \$20 million to \$30 million projects, which is almost double Libyan fees. Their justification is the unstable financial market and the fact that Libyan government agencies, like government agencies the world over, never pay on time.

"Most construction in the early 1970s was done by foreign firms. Libyan companies were unfamiliar with specialized buildings such as banks and sports centers, and there was little local labor. So construction work is being done by Egyptian, Tunisian, Italian, Romanian, and South Korean companies. Each foreign company brings in its own workers. Different nationalities are

*Residences in Libya  
integrate outdoor 'rooms.'*

paid different wages for the same work. Egyptian labor is cheapest, German the most expensive, and Italians in between.

"Egyptians are the best workers in concrete, stone, and brick and are generally excellent builders despite their low wages. Tunisians do excellent ceramic work, and both Moroccans and Tunisians are excellent in the restoration of historic buildings.

"By the mid-1970s, a fifth of Libya's population consisted of illegal immigrants. When political problems arise, the workers are then rounded up and dumped on the borders, which creates a very noticeable labor shortage in the construction industry.

"A few international firms are in complete control of Libyan construction. When the government goes to bid, four or five contractors ostensibly participate. Actually only one or two submit reasonable offers. Sophisticated research of building costs is undertaken by the Libyan secretariat of housing. If bids are unreasonable projects are scrapped.

"Libya's total population is well over 3 million. Economic development is drawing major immigration to central cities. Half the population of Libya lives in two major cities, 1 million in Tripoli, 600,000 in Benghazi.

"There is a single school of architecture, which opened in 1969. The school has 200 students and the professors are Egyptian. There is a new generation of architects graduating who have learned how to design with new building materials that local builders don't yet know.

"In spite of this, the Libyan architect has princely power. The architect stops the job with a letter to the contractor and a copy to the client. If the contractor talks to the client, the client tells him to talk to the architect."

## Nepal

*Nepal is a mountainous kingdom in the Himalayas between India and China. It is the only Hindu kingdom in the world. Its 17.5 million people are primarily agrarian with fewer than 10 percent living in cities. There is some livestock raising and textile manufacture. Tourism is a major source of foreign income. A British protectorate from 1816, Nepal was granted independence in 1923. It was controlled by the Ranas family and isolated from foreign influence and economic modernization until 1951 when a limited constitutional monarchy was established.*

Nepalese architect Ambika P. Adhikari talks about building in his country: "Architecture in Nepal is predominantly hand-craft, although, in a small but growing sector, building practices are similar to those of North America and Europe. Nepalese



Faisal Banani

architecture is remarkably beautiful and sophisticated. It is an architecture of limited resources—of temples, public buildings, and exterior spaces skillfully designed and superbly built. The architecture of Kathmandu and its surrounding valley may be among the most beautiful in the world.

"The influence of architects and building professionals is increasing, and has a major effect on government and institutional buildings built under government control. There are about 200 local A/E firms.

"Despite the growing acceptance of the concepts of modern architecture, it is not blindly accepted as superior to indigenous building. North American practice is

the model, but extreme differences in economy, building technology, and development of the building industry make modernization of building practice an enormous problem.

"Spatial configuration of contemporary buildings conflicts with cultural needs. Proud owners of modern houses add worship rooms, change the kitchen, and redesign the dining room. Traditional Nepalese buildings, on the other hand, do not achieve a high degree of thermal comfort. Dampproofing is lacking, solar control nonexistent, and sanitation poor. There is little horizontal spatial flexibility in traditional buildings, and vertical expansion is blocked by intricate roof construction.

"Blending modern and traditional design, despite their individual inflexibilities, is the architectural challenge. Modern technology can correct traditional Nepalese building shortcomings. This blending is crucial in the strong traditional setting of Nepal. Building must be low cost, labor intensive, and use minimal material. Passive solar, daylighting, natural ventilation, dampproofing and lightweight roofing are among the first considerations. Site and services, zoning for solar accesses, and preservation through recycling must be addressed in the regulatory area.

"The successes and failures of North American technology are important in Nepal not as a model but as a lesson."

## Nigeria

*With more than 100 million people, Nigeria has the largest population of any country on the African continent. It is the world's sixth leading petroleum producer, and its oil wealth accounts for the strongest economy in black Africa. Agriculture employs 70 percent of the work force. A former British protectorate, Nigeria gained independence in 1960 and became a republic in 1963. Civil war raged from 1967, when the Eastern Region, proclaiming itself the Republic of Biafra, seceded, until the secessionists lost in 1970. After 13 years of military rule, Nigeria returned peacefully to civilian rule in 1979.*

B.O. Koleosho & Partners, Architects, is a firm in the capital

city of Lagos. B.O. Koleosho, a graduate of the Catholic University of America architecture school, worked in the United States before returning to Nigeria: "The major clients for the construction industry in Nigeria are government, private enterprise, financial institutions, quasi-government agencies, public corporations, industrial concerns, multinational firms, and foreign companies.

"Of these, the government is the largest client. It has spent billions of dollars since the early 1970s on thousands of kilometers of expressways, bridges, airports, and school buildings. This construction boom has slacked off somewhat, but contracts for oil refineries and power stations continue to be awarded. Also, there are small-scale investments in building from the private sector including schools, houses, and light manufacturing facilities.

"The most common construction material is sandcrete blocks. Although shop drawings are seldom used, architects' drawings are common. The standard form of contract was derived from the RIBA. Quantity surveyors participate on major building projects.

"In large projects involving heavy industrial layouts and intensive civil engineering works, interface with U.S. practice is possible. Nigeria can benefit from American technology, construction expertise, and cost-saving and time-scheduling techniques. Nigeria also can learn from America's tradition of fine craftsmanship.

"One of the attractions of being an architect in Nigeria is the great opportunity to design and build. Architecture in Nigeria is largely an urban profession, but urbanism itself is a growing phenomenon. There are not many architects, and the few that are there tend to be widely dispersed. Urban renewal and rural development for the building market is untapped. This is in marked contrast to the United States, where the profession appears saturated, and the young American architect spends years as a donkey over a drafting board. This may explain why the same people, usually over 40, are featured continually in U.S. magazines.

"The low level of technical education of most construction workers makes construction challenging in Nigeria. The architect's supervision duties may turn him into a site foreman. The educational-level difference between architect and builder is much greater in Nigeria than in the United States. Also, Nigerian clients may pick their own consultants, which causes problems if the consultants are lazy."

## *Saudi Arabia*

*The population of the Kingdom of Saudi Arabia numbers just over 11.5 million people. Arabia was inhabited for thousands of years by nomadic Semitic tribes before it was united by Mohammed in the early 7th century. His successors brought Islam and the Arabic language to the entire Near East and North Africa, but Arabia itself soon returned to its former nomadic status. The Saudi dynasty was founded by Ibn Saud, who overthrew Turkish rule in Nejd in 1913 and by 1926 captured the Turkish province of Hasa, the Hejaz, and most of Asir. Oil was discovered in the 1930s, transforming the new country's economy.*

Bari Fez Barrington, an architect and construction manager, speaks from his experience of building in Saudi Arabia: "The major client is the Saudi government, in the form of ministries specializing in different services, with one central finance ministry that holds all allocated funds.

"The primary difficulty of working in Saudi is the international

mixture of firms working on any given project. U.S. documents can be used to direct Greek, Saudi, Korean, Italian, and German construction companies. This makes third-party coordination necessary by construction managers and project managers.

"Although Saudi Arabia appears to be in a building slump at this time, various projects in all fields remain under construction. The use of North American practice techniques is creating high-quality, innovative conditions with incentives based on negotiations with a selection of contractors. Saudi Arabia is strictly oriented to bidding and low prices.

"Inspection companies police all approvals for each ministry on each project. Liability lies with the contractor, not the consultant. The attitude is that the contractor should know better, which can lead to problems such as design compromises.

"The Saudis basically use U.S. standards for construction. They also use foreign labor, and there are few local crafts of any kind, although there are some Saudi-manufactured products.

"U.S. and European design is accepted. The government is searching for Islamic cultural ties, and Egyptian architects seem to fit that bill at the moment. However, in Saudi Arabia, what you see mostly is U.S. and European building design.

"Saudi architectural education appears to produce architects competent to solve technical problems, but who are not tested by a registration board or in practice. The few Saudis who have their own practices immediately hire foreigners to do the work. Again, there is very little traditional influence, and the foreigners appear more anxious to perpetuate Islamic tradition than do local architects."

Stephen J. Kirk, an associate of Smith, Hinchman & Grylls, is a value-engineering program manager under contract to the General Directorate of Military Works of the Saudi Arabian Ministry of Defense and Aviation: "The vast reserves of oil and minerals can underwrite the Saudi economy for centuries. Yearly expenditures are based on oil demand and price. Over half of each year's budget is allocated for building construction, roads, and other public works.

"The general vision of designers has been that of an oil-rich country embarking on a bold new architecture. The result has been buildings that reflect neither the cultural nor the climatic conditions. However, after 25 years of architectural extravagance created by designers from all over the world, the Saudis are returning to the basics of resource economy and functional efficiency.

"There are several reasons for this decision. The facilities designed, with few exceptions, house highly sophisticated mechanical and electrical systems. Little thought has been given to maintenance requirements. The notion of unlimited wealth has spawned facilities that will be underutilized for years. Energy efficiency and water conservation seldom have been considered—both are precious resources subsidized by the Saudi government. Energy is provided by oil-generated electricity, and water in the coastal areas comes from desalinization, also subsidized and distributed by the government.

"Serious problems have surfaced with existing facilities. It is difficult, sometimes impossible, to find spare parts for sophisticated systems supplied by companies from all parts of the world. Maintenance and operation of complex equipment by unskilled labor takes its toll. Facilities designed by many nationalities, based on differing standards, add to the problems of replacement, maintenance, and operation.

"Buildings designed seven or eight years ago have not been built because cost was significantly higher than anticipated. Other buildings are partially constructed, awaiting final funding.

Value engineering, introduced by SH&G, is used to bring projects into construction, effect savings, and make projects economically feasible. Energy is conserved, maintenance simplified, and the need for spare parts reduced by reducing HVAC equipment size. Locally available concrete structural systems can be used to save both cost and time."

## Tunisia

*The population of Tunisia is about 7.4 million (1986 estimate). Agriculture is the economic mainstay, although mining and tourism are important. The land was settled in the 12th century B.C.*

*by the Phoenicians, who established the powerful city-state of Carthage, which was defeated by Rome in 146 B.C. The region was taken by the Vandals in the 5th century, the Byzantines in the 6th, and the Arabs in the 7th. It was a pirate stronghold in the 16th century and became a French protectorate in 1881. The nation gained independence in 1956 after intense nationalist agitation. The Republic of Tunisia was established in 1982.*

Stanley Hallett (also interviewed for this article regarding Afghan architecture) was a Peace Corps volunteer in Tunisia: "My search for low-cost housing began at MIT. After graduating in 1964, I went to Tunisia to build housing and ended up building hotels for tourists. The country invited Peace Corps volunteers, then assigned them to the bureau of tourism.

"Low-rise hotels were built of vernacular materials—stone, rubble, and plaster, with brick vaults. Construction was traditional sun-dried brick. The mason tied a string to his hand and to a stake in the ground, inscribed a radius, and built a dome. Rough rubble and brick walls were trued with plaster.

"In the south of Tunisia, where I spent months studying villages, the Tunisians built a vast array of housing types. Some were constructed above ground, others dug underground or directly into the sides of mountains. A French planner converted and connected several underground houses into a hotel. The guests descend and wander through a labyrinth of rooms and tunnels interspersed with skylighted courts.

"There was a plethora of forms sometimes carved out like a lunar landscape, sometimes laid up in brick, sometimes formed in place out of rubble, stone, and mud. Where did such variety come from to be localized in one particular place? I visited and revisited the area for the next 10 years to piece together the history.

"The Berbers situated their villages on mountaintops as refuges from invading Arab tribes. They descended down the mountainsides and burrowed and built in the valleys below in different ways and at different times as local conditions, history, and geographic conditions permitted. Each invading culture brought its own architecture and techniques. With each addition a new syn-



*Stairways and four-story grain storage vaults in Tunisia.*

thesis emerged. The Tunisians were constantly enriched by one invading culture after another. The major invaders today are European developers that come to build tourist hotels.

"As designers seeking a unique solution to low-cost construction, we were incredibly naive. The problem was far more complex than developing a cheaper mud. There proved to be no miraculous connection between low cost and housing. Every culture had already and ingeniously found the best, most practical means of providing shelter for itself."

Ali Djerbi, director of the Tunisian Institut Technologique d'Art, d'Architecture et d'Urbanisme, adds his impressions: "The culture of Tunisia today crosses time from the Middle Ages to ours. We search for a new way to create architecture that will extend from our roots to the future. The modern movement brought new ways of thinking about architecture. Although it did violence to indigenous forms, it provided useful analytical tools.

"Corbu's work begins with the analysis of traditional architecture. His concepts of space and light were formed during travels in the south of Algeria. The purity of form, relationship between geometry and spatial organization, function and space, and the clarity and simplicity established the base of modern architecture. These are the lessons Le Corbusier learned from the Mediterranean vernacular architecture of North Africa.

"In the south of Tunisia, people have made impressive vernacular adaptations to the environment. They live with nature and deal with climatic problems directly on the site. An ideal image of the relation of man and site is found here. Solutions for all formal relationships—the dome, vault, and rhythm of repetition—can be found in our vernacular architecture.

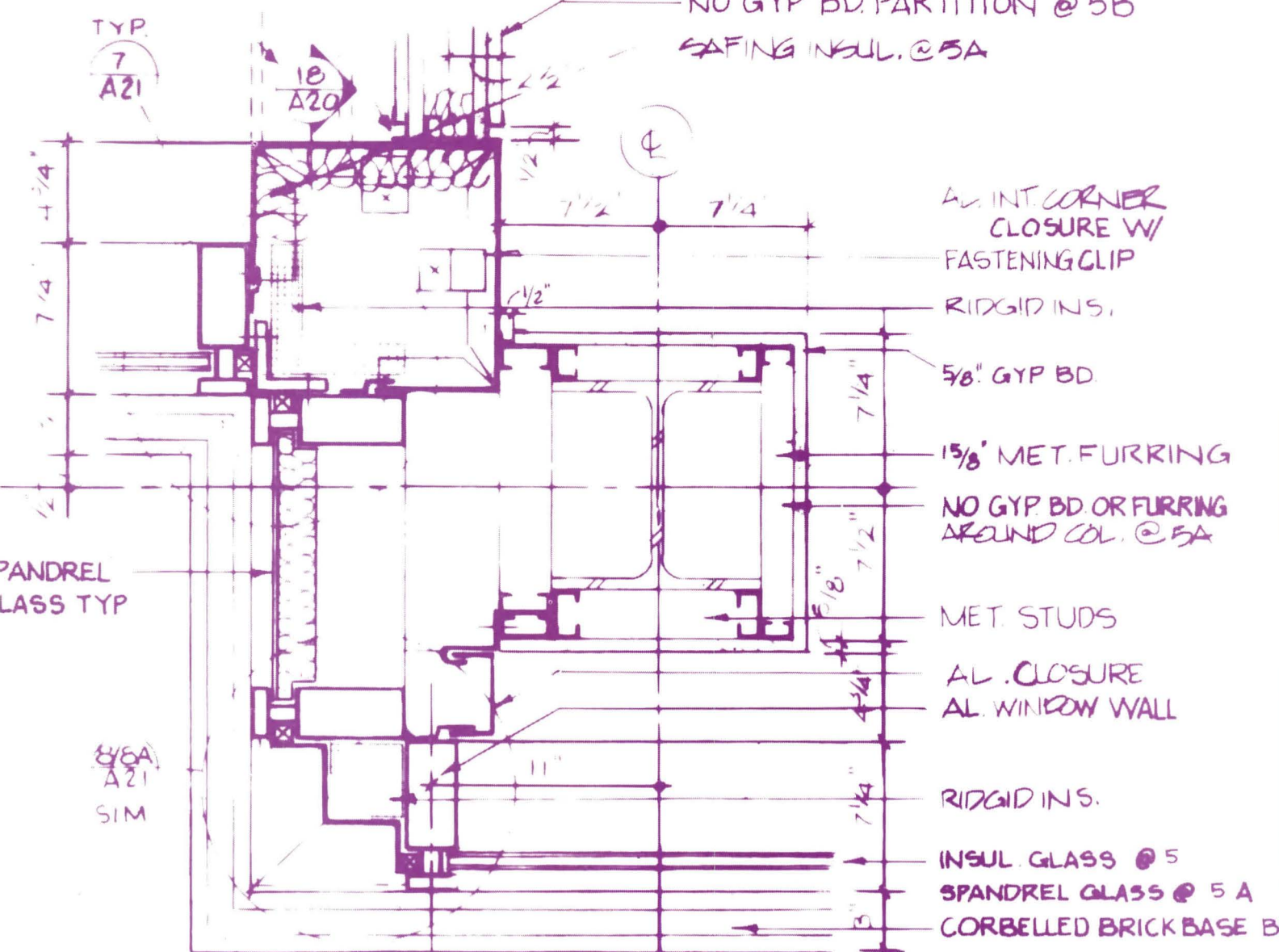
"Space is created in direct response to body function and attitude. Furniture is superfluous. All that is needed can be found in the space. For instance, the bed is the architectural form of sleep. It is not only a bed, it is a place of quiet, a space inside a space where there is security to sleep without light or noise. The bed space for wintertime is not high off the ground. The walls hoard the warm air during the day and diffuse it over the sleeper at night. The summer space is upstairs, outside, surrounded by air far from the ground. Windows call in fresh air during the night, and are closed during the day to keep the inside cool.

"We find in Arabic calligraphy a movement from right to left. Going from right to left, and downward, and continuing to the left, when I reach the left I cannot move. If I want to move I have to change my steps. I cannot move. I have to stop and punctuate. We find this in architectural forms. The elevation is calligraphy. All must be related—the form, the structure, the space, and the language." □

GYP BD. MET  
TUD @ 5

PAINT REVEAL  
BLACK (TYP)

2 LAYERS 1/2" FIRE CODE GYP. BD EA. SIDE  
1 LAYER 5/8" GYP. BD EA. SIDE @ 5A  
NO GYP BD. PARTITION @ 5B  
SAFING INSUL. @ 5A



5, 5A, 5B

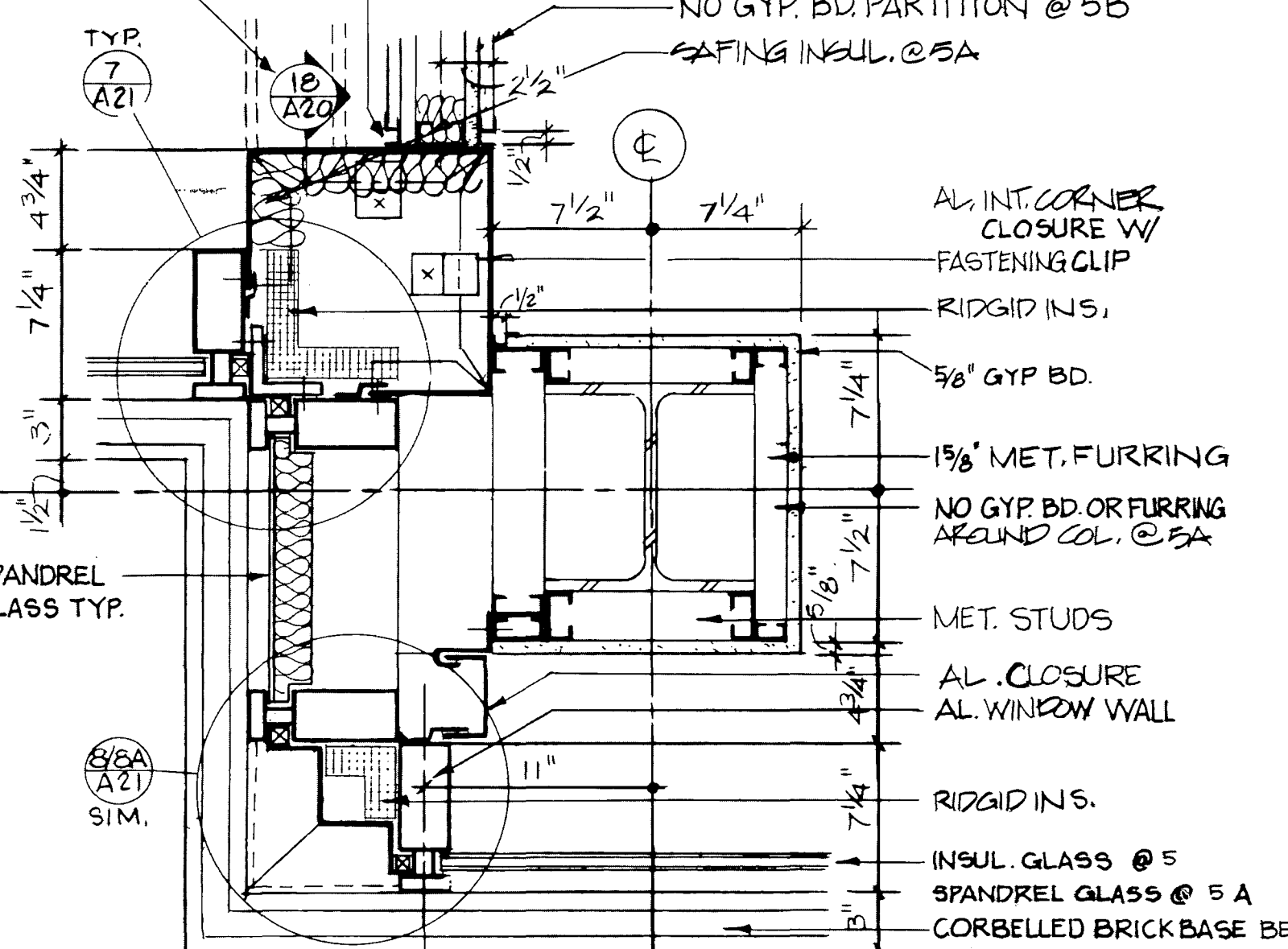
CORNER OF AL WINDOW WALL

Which one would you choose

TYP. BD./MET.  
TUD @ 5

PAINT REVEAL  
BLACK (TYP.)

2 LAYERS 1/2" FIRE CODE GYP. BD. EA. SIDE  
1 LAYER 5/8" GYP. BD. EA. SIDE @ 5A  
NO GYP. BD. PARTITION @ 5B  
SAFING INSUL. @ 5A



PANDREL  
GLASS TYP.

AL. INT. CORNER  
CLOSURE W/  
FASTENING CLIP

RIDGID INS.

5/8" GYP. BD.

1 5/8" MET. FURRING

NO GYP. BD. OR FURRING  
AROUND COL. @ 5A

MET. STUDS

AL. CLOSURE  
AL. WINDOW WALL

RIDGID INS.

INSUL. GLASS @ 5

SPANDREL GLASS @ 5A

CORBELLED BRICK BASE BE

5A, 5B

CORNER @ AL. WINDOW WALL

# they cost about the same?

**New DuPont Silver Slicks: a cost-competitive alternative to diazo, with superior image quality.**

Get choice without compromise.

Initially, the Silver Slicks System is architects and engineers a cost-competitive alternative to diazo for document production—but, as you can see in the above, with superior image quality.

Diazo films can be cloudy or have mottled colors and textures. But Silver Slicks are clear. Their high clarity

permits more layers per composite for complete bid sets. It also reduces the chance of misinterpretation.

And your drawings reproduced on Silver Slicks won't fade, yellow or smear. In fact, they'll have an archival life over 100 years—even in convenient filing sizes.

Call 800-527-2601 for complete information. Or write DuPont Company, Silver Slicks, Room G50661, Wilmington, DE 19898.



Circle 103 on information card

**Sizzling color—  
dazzling design  
These are fountains  
destined to shine!**

**Introducing the Haws Fashion Plates Collection**

Take a walk on the wild side. Indulge in a little fantasy. Dabble in the exotic. Haws' new high-fashion models have great personalities, whether you like boldness or charm, polish or playfulness.

There are alluring shapes that will steal your heart... and hues that will snatch your breath away.






These are drinking fountains and electric water coolers that can hold their own indoors and out—from the most formal concert hall to the most friendly park walk. If only space permitted, we'd show off the entire collection's drama, depth and delight.

Only Haws could offer such a beautiful partnership of beauty and brains.

Preview our complete Fashion Plates Collection, with our compliments. Call or write today for a free copy of our Fashion Plates Portfolio, including 17 water coolers and drinking fountains designed for excitement.



INTRODUCING THE

*Fashion Plates*<sup>TM</sup>

COLLECTION

# Finding New Uses for Computers

By Oliver R. Witte

Like any new technology, the computer was first put to use as a replacement for existing procedures. Early consideration of the computer by architects focused on whether it could do better or faster what they had been doing manually. Some concluded that it could, but others remained skeptical. Even now, many in the profession are unconvinced that even repetitive drafting can be done more efficiently with a computer than by hand in every case.

As a technology matures, users find that it affords opportunities they had not anticipated. Architects in this second stage of development of computer technology are discovering techniques that expand their horizons and make feasible a range of services that previously were out of the question. A handful of architects now are reaching for a third stage, in which both the technology and the techniques adapt to each other to make significant changes in the process of architecture.

Most architects who use computers today believe it is a mistake to try to force total automation. The best principle still is "use the right tool for the job." They point out that television has not replaced radio, the microwave oven has not replaced the range, and the telephone has not eliminated the postal service. Even carbon paper is making a comeback in fan-fold computer paper, of all places. Pencils and tracing paper are likely to be around for a long time, even in the most automated offices.

The following vignettes illustrate techniques being employed by practitioners at various stages in the evolution of computer-aided design.

Simpson Gumpertz & Heger, San Francisco, has found unexpected uses for the computer in reconstruction. Water had damaged balconies at St. Mary's Gardens, an apartment project in Oakland, Calif. Because of the variables in demolition and replacement, the probable bids were likely to be quite high. To protect both the owner and the contractor, Raymond W. LaTona, a principal in the firm, prepared working drawings for six types of demolition and six types of replacement framing. Thus the contractor could give a unit price, depending on which combination was necessary.

Simple computer techniques made it possible to draw all eight sheets of combinations in 35 hours of drafting with Cadvance by Isicad. Manual drafting would have required more than 100 hours and would have made unit pricing unfeasible.

Creighton Nolte, AIA, a San Diego architect, finds that his Macintosh computer helps him with construction contract administration by allowing him to quickly create and update construction schedules. Frequent changes to a construction schedule make manual techniques too cumbersome. But the computer handles the changes conveniently and recalculates the effects of each new circumstance, thus avoiding misunderstandings and possible subsequent litigation.

Nolte also takes advantage of the Macintosh's exceptional ability to merge text and graphics. Documents that combine these elements help him present his design concepts more effectively to clients, investors, tenants, and public agencies because he is showing and explaining simultaneously.

Slow	Fast	
		1 Existing power junction box (to remain)
		2 New power junction box feed
		3 New data junction box
		4 New data outlet
		5 New wall-mounted smoke detector
		6 Existing wall-mounted smoke detector
		7 Existing light switch
		8 New light switch
		9 New 4-way supply air diffuser
		10 Tree
		11 Tree
		12 New sliding bypass door
		13 New bifold door
		14 New door with room number and door identification

The biggest bottleneck in the automated office is the pen plotter. Stenbro Associates, Chicago, took a look at its symbols and discovered that some very nice trees took up to a minute and a half to plot. John H. Hanson, AIA, the firm's president, ordered a review of office standards. The result speeded plotting and eliminated graphic redundancy, clearing the way for drawings that are simpler and clearer. The "before" and "after" figures above show how Stenbro conveys more information with less drawing on its Point Line CADD system.

Stenbro eliminated all letters except on life safety symbols, such as smoke detectors. New equipment (Lines 2, 5, and 8) is shown in heavy lines, existing equipment in light lines. No figure has more than four sides to avoid confusion with a circle. Line 4, for example, shows a data outlet. The amount of poché has been reduced. Line 9 shows an air supply diffuser. Without the fill, interior triangles can indicate which vanes are active.

Lines 12 and 13 show new doors. On Line 14, the confusing jumble is replaced with a single number and letter, indicating Door A in Room 34, underlined to distinguish door numbers from other numbers. Other information is placed in the door schedule—now easier to reference from a drawing.


Existing house




Scheme permitted by code and style ordinance



Proposed demolition



Alternative proposed by historic preservation board



Architects are skilled at visualizing changes before they occur. Conveying those visions to clients and regulatory agencies can be difficult. Image Network, Coral Gables, Fla., harnesses its computer to persuade.

The client, the historic preservation administrator of Coral Gables, wanted to save a registered house from demolition to make way for a 20-unit apartment building. At a public hearing, Image Network presented simulations showing how the property looked at present, how it would look after demolition, how it would look with the kind of apartment building permitted by local regulations, and how it would look with an alternate plan that would save the house and yield 21 apartments.

The city's historic preservation board was shocked to see what damage could be done legally. By unanimous vote, it denied the demolition permit and began work on getting new rules adopted.

Image Network photographed the site, took it into the computer with a Howtek color scanner for display through a Targa 16 video adapter by Truevision. The replacement apartment buildings are composites of scanned photos of existing buildings in the neighborhood, merged and edited with Image Network's Inscale. The site plan was drawn with Autocad.

The drawings below are from a study for a new sports complex in Chicago, proposed by Skidmore, Owings & Merrill in association with Murphy-Jahn. The complex, which probably will not be built, involved pairing a football and a baseball stadium. A single dome on a track would permit either stadium to be covered or uncovered as needed.

The proposal for a movable dome, built of metal facets, was so unusual that the architects felt a large model should be built to facilitate public understanding. But working out the design of the dome and determining the exact size and shape of the facets, so the model shop could build it, turned out to be a major undertaking. In what might be the first illustration of the practical benefits of deconstructivist architecture, SOM built a computer model of the dome, dismantled it into its component pieces, and measured them, using the new IBM Architecture & Engineering Series software on IBM RT hardware.

Figure 1 shows a round dome on a square stadium. But it developed that the optimum shape of the stadium was more rectangular. Stretching the round dome to fit over the rectangular stadium (Figure 2) was easy. Then, by pulling apart progressively smaller and smaller components, the dome finally was reduced to pieces that could be measured (Figure 3).

At this point, the architects decided that some of the facets were too large and asked for new measurements based on different sizes of facets. The computer made the recalculations simple. Figure 4 shows the completed model as it was displayed for the public.

Figure 1

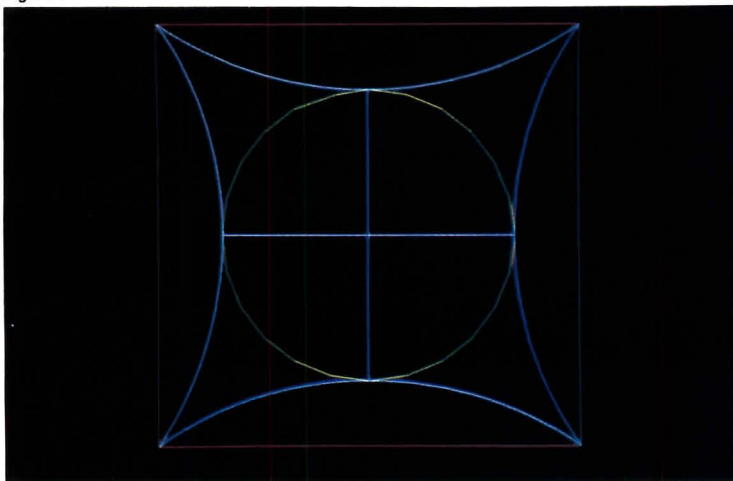


Figure 2

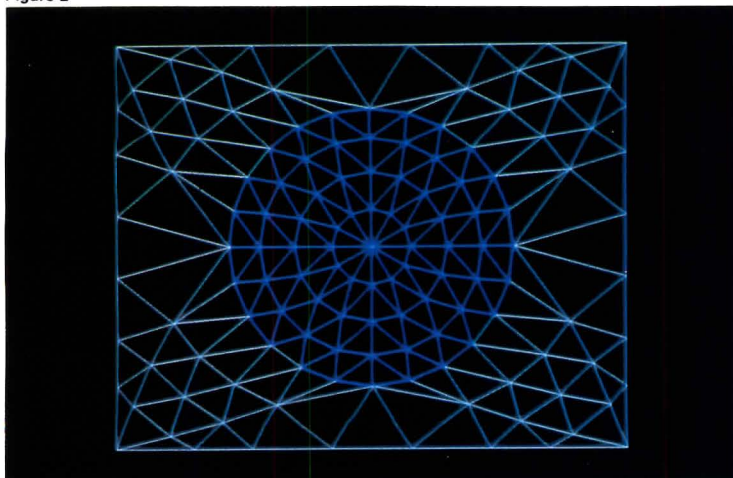


Figure 3

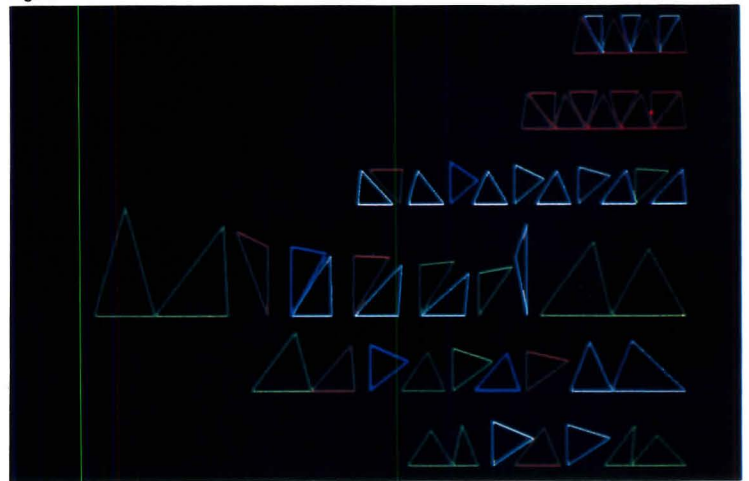


Figure 4





The next big step in the development of computer-aided architecture is likely to come in conceptual and schematic design. Future advances are likely to become progressively smaller in drafting, word processing, accounting, scheduling, and the like. But not until design partners reach for the computer in preference to the pencil will the full benefits of automation begin to be realized in the profession.

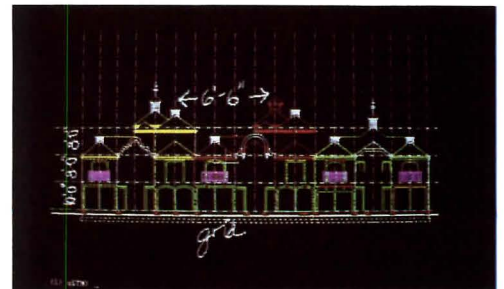
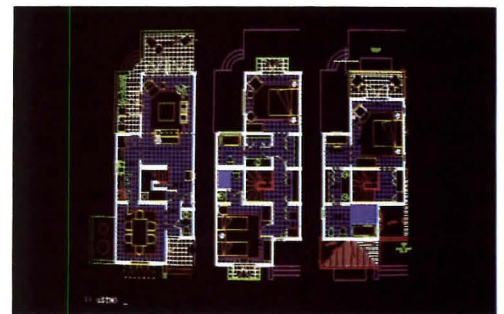
One of the pioneers in this approach is the Whitney Group, Houston. The firm has no drafting tables. Development of a design from its earliest stages—what Gunnar Birkerts calls “brain waves”—is done with Microstation on a Compaq 386/20 computer. The slides shown on this page illustrate the process in the design of the Pond Bay Club, now under construction on St. John in the U.S. Virgin Islands.

The computer screen in the top photo shows one of the preliminary site-plan alternatives presented to the developer of this resort retreat. To the right, the top screen shows the final space layout of one of the multilevel units. The exterior elements are combined in the gridded elevation, middle, which still looks and feels “schematic” with its hand-lettered dimensioning. The shaded elevation shows the final elevation (all renderings were shaded with color using the Microstation software).

Gary Whitney, a principal of the firm, readily testifies that the computer has changed his practice. Design and drafting have become integrated parts of a continuum. Project architects Al E. Younkin, AIA, and Carrol P. Tabor, AIA, say that this approach increases the percentage of time on a project that can be classed as design from the normal 30 percent to more than 50 percent.

Note the use of color as an organizing tool. It’s like having 256 colored pencils in the designer’s hands. To switch to another pencil, the designer just points the cursor at the desired color.

Using the computer as a production tool rather than a design tool makes CADD a wall, not a bridge. Whitney believes the computer is great for production, but even better for design. □





How to build a communications edge  
into your next commercial building.

**AT&T's Premises Distribution System: A single wiring system that meets all your clients' communications needs.**

Once, setting up the right building communications system was simple—all you had to worry about was wiring for telephones.

Today's building environment is far more complex, requiring a variety of voice, data and image systems, often from a variety of vendors. Each supported by an individual wiring scheme designed for it alone. Making it difficult to meet the communications needs of each of your clients.

Well, now AT&T can make the installation, expansion, and integration of communications systems simple again. With a complete wiring system that provides connectivity for the various types of equipment your tenants may wish to use: the AT&T Premises Distribution System (PDS).

**A lot to take advantage of.** AT&T's PDS incorporates every necessary element—from the cabling plan to the system administration products.

All of which results in a number of distinct advantages.

The advantage of accountability—PDS is


backed by a firm AT&T commitment to provide connectivity with virtually every major vendor's equipment, including AT&T's.

The advantage of flexibility—PDS makes it easy to use the best product for each communications function. Your tenants are not locked into a single vendor's technology. And PDS supports voice and data transmission, as well as image, digitized video, and other forms of communication.

The advantage of expandability—PDS allows users to connect equipment through universal jacks that fit standard wall outlets.

**The "AT&T" advantage.** PDS is backed by a comprehensive range of consulting, design, engineering, and service support to ensure the system meets current and future communications needs. Our Application Assurance Program is a commitment that your PDS will support certified applications for a full five years.

For more information, call AT&T at 1 800 247-1212, Ext. 597 or mail the coupon. Or contact your authorized PDS distributor.



AT&T's PDS is a comprehensive system of basic components, from inside wire to electronic apparatus, including the Universal Information Outlet above, through which users can access PDS with hardware from virtually any vendor.

© 1988 AT&T

AT&T	ARCH 9/88
P.O. Box 1278, Morristown, NJ 07960-1278.	
Please send me more information about the AT&T Premises Distribution System.	
Name _____	
Title _____	
Company _____	
Address _____	
City _____ State _____ Zip _____	
Phone (        ) _____	



**AT&T**

The right choice.

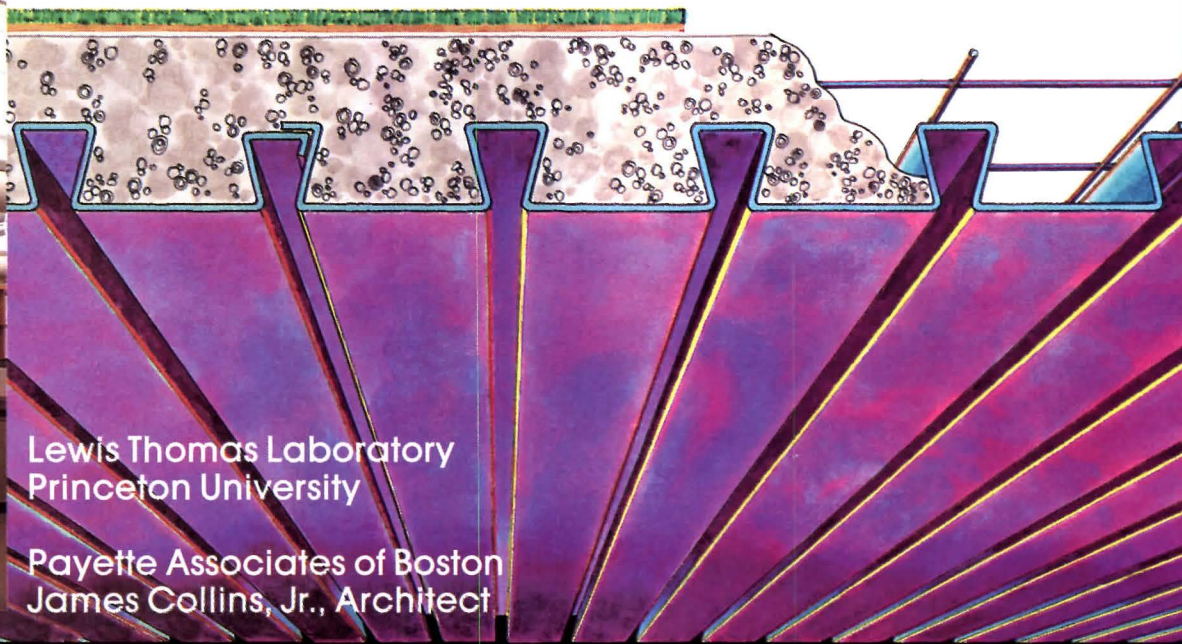
Circle 107 on information card

# EPICORE®

## COMPOSITE FLOOR SYSTEM

**Design with a Floor and a Ceiling in Mind!**

*One of the more versatile products on the market today!*



Lewis Thomas Laboratory  
Princeton University

Payette Associates of Boston  
James Collins, Jr., Architect


- HOSPITALS ■ LABORATORIES ■ SCHOOLS
- OFFICE BUILDINGS ■ AIRPORTS ■ CONVENTION CENTERS
- HOTELS ■ MOTELS ■ WAREHOUSES
- UTILITY PLANTS ■ MANUFACTURING FACILITIES

**AS A FLOOR**... Ideal when there is a need for rearranging loads within a building. Less vibration in floors which can disturb sensitive equipment. Able to sustain the impact of heavy and moving loads.

**AS A CEILING**... Built-In Hanging Feature allows for overhead changes with a minimum of inconvenience. Exposed and painted with an attractive finish creates a very desirable appearance. Built-In Hanging Feature provides flexibility for interior designing of lighting and other mechanicals.

**AS A FLOOR, AS A CEILING**... Acoustical roof and floor construction provides optimum in sound absorbing factors.

**FOR EVERY TYPE OF BUILDING. ALL THIS AND MORE.**



HANGING DEVICES

*We would be pleased to hear from you.*

**EPIC**®  
METALS CORPORATION

Eleven Talbot Avenue, Rankin PA 15104  
PHONE 412/351-3913  
TWX 710-664-4424  
EPICMETAL BRDK





# Redwood

Architects: EPR Inc.

Natural beauty, durability and stability make it the natural choice for creative designs that endure. Send for Redwood Architectural Guide.

 CALIFORNIA REDWOOD ASSOCIATION 405 Enfrente Drive, Suite 200 • Novato, CA 94949 • (415) 382-0662  
MILLER REDWOOD COMPANY • THE PACIFIC LUMBER COMPANY • REDWOOD EMPIRE, INC.

Circle 111 on information card

Twenty  
years

Our static electricity tests prove that our carpet fibers will never give you a jolt.

on  
the  
edge,  
testing  
the  
elements.

Our Colorfast Warranty says our customers' carpets can take ten years of sunlight exposure without fading.

Our fibers have to be perfectly rooted in the carpet backing to gain our approval.



We don't certify any carpet that can't stand up to the daily stampede.



Pull back the edge of any carpet made from BASF Fibers and you'll find a Performance Certification label. Proof that we've tested that carpet against all the elements that work against it. Things like static electricity, exposure to light, the constant stampede of traffic and the strength with which the fibers are rooted in the backing. For 20 years, BASF Fibers has been at the leading edge of product performance testing. Subjecting carpets to a barrage of more than 21 rugged tests. Ensuring that our Zeftron® nylons stand up to the elements. Guaranteeing that our products live up to your expectations. In the future, as in the past, you can look to BASF Fibers to stay on the edge, testing the limits of product performance so that our customers' carpets perform for you.

BASF Fibers. Celebrating 20 years of leadership in Performance Certification.

Circle 113 on information card

**BASF Corporation**  
Fibers Division

**Zeftron<sup>®</sup> nylon**

**BASF**



# Six major reasons to specify Sloan...

# the first time.

At first glance, it's difficult to imagine how these six different buildings are related. But if you take a closer look at their histories, you'll find they all share a common theme: the washrooms in all six buildings have been refitted with Sloan flushometers.

True, these buildings don't look old enough to need major plumbing repairs. But the fact is, the original flushometers that were installed just didn't hold up. Even after repeated servicing, they continued to malfunction. They didn't shut off properly. They leaked at the stops. In some cases, they even flooded the washrooms. In short, they weren't Sloan flushometers.

Unlike substitutes, Sloan flushometers offer proven, reliable service. With built-in quality at an affordable price. That's why today more buildings are equipped with Sloan flushometers than with any other brand.

Only Sloan's rugged, tamper-proof design can assure the quiet, dependable operation so critical in buildings like these. Plus, Sloan flushometers are built to last for years with only minimal, routine maintenance—an important consideration for specifiers who value time and money.

The next time you consider specifying a substitute, think about these six buildings. Then specify Sloan. The first time.



1. Psychiatric Center of Michigan Hospital, New Baltimore, MI   2. YMCA of Raleigh, NC  
 3. Barnett Bank, Tampa, FL   4. S.E. Louisiana University School of Nursing, Baton Rouge, LA  
 5. Southwest Financial Plaza, Phoenix, AZ   6. North Central High School, Spokane, WA



**SLOAN VALVE COMPANY**

10500 Seymour Avenue, Franklin Park, IL 60131

*A Tradition of Quality and Pride*



Cool

a

warm

day

the

way


you

warm

a

cool

one.



Today, a new generation of advanced gas cooling equipment brings to commercial air conditioning the same economy and reliability that gas brings to heating. Before you design your next project, let your gas company show you how right gas cooling can be. Gas. America's best energy value. Circle 117 on information card

## How to go 20 years without a leak ... beautifully

Don't sacrifice beauty for function and economy. Our KLIP-RIB™ concealed fastener roof system gives you good looks without leaks along with guaranteed long life. The system is engineered for retrofit as well as new construction and with our Zinalume® finish carries a 20-year performance warranty. We also have a wide variety of durable paint finishes and colors to choose from. Plus, our patented clips reduce installation time, give weathertite construction and a strong, clean design line. For more information on our watertight case, simply phone or circle our reader service number.


NW-Region HQ:  
Tacoma, WA, 206-383-4955  
Western Region HQ:  
Sacramento, CA, 916-372-6851  
SW-Region HQ:  
Dallas, TX, 817-481-3521



**ASC  
PACIFIC  
INC.**

Circle 119 on information

# PRODUCTS



## Custom Wood Furniture

The "High Boy" cabinet (shown above) was built for use as either an electronics center or a dry bar. The cabinet is constructed of curly birch and ebony leather wrapped legs and measures 84x28x18 inches. Designer/craftsman Dale Broholm is an experienced wood furniture maker with many pieces to his credit, including some now in private collections and in the Boston Museum of Fine Arts. Among Broholm's other work is a drop leaf table with sharp triangular sides for a dining surface where space is a consideration. The mahogany, satinwood, and wengé inlay table measures 29x30x60 inches, and seats up to six people. A queen-size, knock-down bed in either painted maple or select natural woods features cedar slats, a rubber mat, and postmodernist-appearing conical legs that narrow into balls that rest upon the floor.

*Dale Broholm*

*Circle 401 on information card*

*Products is written by Amy Gray Light.*




## Versatile Tubular Lighting Fixture

TLS-5 Neon System features red and blue neon that runs along either side of an extruded aluminum tube housing a fluorescent light (shown left and below). Using standard lengths, tube modules can be joined together to form two continuous lines of neon alone, or with fluorescent uplight or downlight accents, or with Staff 1 circuit track that accepts any Staff 1 circuit track fixtures. The corner couplers are designed so that there is no visible interruption in the neon light.

*Staff Lighting*

*Circle 403 on information card*



## Solid Glass Furniture

"The Pristine" coffee/cocktail table (above), made entirely of glass, measures 36x17 inches. Separate pieces have been combined and integrated into a solid piece, and the colored designs are created by inlaying or sandwiching stained glass into clear glass. All furniture is custom made to the user's design or specifications. Company logos can also be accommodated.

*Alam Industries*

*Circle 402 on information card*

*Products continued on page 148*

# BLACK MAGIC

## Enkadrain® Matting: What Every Subsurface Wall In America Should Be Wearing.

Our 3-dimensional mesh of nylon magically solves the problems of hydrostatic pressure.

With Enkadrain matting in place, water drains away easily. Stress on subsurface walls is fully relieved, so wet basements become a thing of the past.



*Enkadrain installs easily against residential and commercial foundation walls after waterproofing to provide an escape route for water and relief from hydrostatic pressure. See Sweets 02710/BAS.*

Enkadrain offers huge advantages over graded aggregate, gravel, or sand blankets. Lightweight, flexible, and compression-resistant, it installs easily without heavy equipment and with considerable savings over weighty alternatives. What's more,

Enkadrain comes with its own filter, so it won't clog like gravel.

The powerful protection of Enkadrain answers a great need.

Close to 60% of residential basements are leaky—a problem Enkadrain can solve. And Enkadrain has been hailed all over the country for its effectiveness in highway and commercial building construction. It's equally beneficial in new construction or retrofit.

It improves drainage in planters without adding significant weight. And it's just the right stuff for earth-sheltered homes, underground parking, and pond liners.

Send us the coupon below or call 704-258-5050 for a free information kit on our one-of-a-kind engineering magic.



*Gaining ground through ingenuity.<sup>SM</sup>*

Clip out and mail to:

Akzo Industrial Systems Company  
One North Pack Square  
P.O. Box 7249 Asheville, NC 28802-9990

AIA 09

I Specify  Buy  Other \_\_\_\_\_  
 I'm interested in using *Enkadrain*® for

I have a current project and anticipate the need for \_\_\_\_\_ sq. ft. by \_\_\_\_/\_\_\_\_/\_\_\_\_.

Please have a salesperson phone me  
(\_\_\_\_) \_\_\_\_\_

Name: \_\_\_\_\_

Title: \_\_\_\_\_

Company: \_\_\_\_\_


Address: \_\_\_\_\_

Phone: \_\_\_\_\_





FROM JOHN WILEY & SONS AND THE AIA, PUBLISHERS OF  
*Architectural Graphic Standards...*  
**THE NEW MASTER REFERENCE OF THE PROFESSION**



# ENCYCLOPEDIA OF ARCHITECTURE

## DESIGN, ENGINEERING & CONSTRUCTION

Joseph A. Wilkes, FAIA, Editor-in-Chief  
 Robert T. Packard, AIA, Associate Editor

Now architects, engineers, construction contractors, teachers and students, and every professional and academic library can have access to the knowledge and expertise of 600 recognized authorities in this single source.

This is the first comprehensive architectural encyclopedia of international scope ever published. And its emphasis on architectural processes and building technology make it among the most practical reference works of any kind in its field. Balanced, practical coverage includes:

**DESIGN** -- Urban Planning; Interior Design; Landscape Architecture; Architectural Styles; Architectural Competitions

**ENGINEERING** -- Testing; Systems of Construction; Civil Engineering, and more

**CONSTRUCTION** -- Systems; Documents; Management; Equipment; Claims; Funding; Project Report Services; Building Diagnostics; Bonds and Sureties; Fireproofing; Hazardous Materials, and more

**BUILDING TYPES** -- Aquariums to Concert Halls, Libraries to Zoos

**MATERIALS** -- 9 articles on concrete alone, plus everything from Acrylics to Terrazzo

**BIOGRAPHIES** -- Prominent Architects, Firms, and Schools

**LITERATURE** -- Articles on the Literature of Architecture; Pattern Book Architecture; Media Criticism; The U.S. Architectural Press, and more

**LAW** -- Arbitration; Mediation; Insurance in Construction and Design; Contract Administration, and much more

- first comprehensive reference in its field
- 500 articles, most with bibliographies
- emphasis on architectural processes and technology of building
- 3,000 illustrations
- 4,000 pages in 5 volumes
- 500 tables
- 8 1/2" x 11" double column text
- sponsored by the AIA
- 100 biographies of leading architects

- Volume 1:** Aalto, Alvar to Concrete, General Principles  
 0471-80747-8                      749 pages                      February 1988
- Volume 2:** Concrete, Lightweight Aggregate to Hunt, Richard W.  
 0471-63246-5                      849 pages                      August 1988
- Volume 3:** Industrialized Construction to Polyesters  
 0471-63244-9                      approx. 800 pages                      January 1989
- Volume 4:** Pope, John R. to Systems Integration  
 0471-63245-7                      approx. 800 pages                      July 1989
- Volume 5:** Tabler, William to Zoos  
 0471-63243-0                      approx. 800 pages                      December 1989
- 5 Volume Set**                      0471-63351-8                      December 1989

**ORDER NOW AND SAVE!**

Enter your prepaid subscription order before December 31, 1988 and qualify for the prepaid set price of \$850.00.


*Save \$50 off of the subscription price,  
 \$150 from the single copy purchase price.*

- Price per volume, single copy purchase ..... \$200.00  
 Price per volume, by subscription to set ..... \$180.00  
 Prepaid set price (until 12/31/88) ..... \$850.00



**WILEY INTERSCIENCE**  
 605 Third Avenue  
 New York, NY 10158

Order from your bookseller or write to Dan Sayre.  
 Free Prospectus available upon request.  
 Prices subject to change and higher in Canada. Order #9-0346



### Versatile Office System

The Cetra office system, above, is designed to allow a high degree of design flexibility. Various panel heights ranging from 42 to 80 inches are available, with several panel options offered such as acoustical, sectional, translucent, smoked, and more. Raceways hold and channel electrical wiring, and a patented duo-durometer channel manages wiring. Ambient lighting in three intensity levels is available, and work surfaces and edge treatments may be specified in wood, laminate, or a

combination of both. A variety of horizontal or vertical pulls may be ordered.

*Kimbell Artec*

Circle 404 on information card

### Retractable Awning System

A Retractable Aluminum Awning System has aluminum blades that open to any position, interlocking in an extended and closed position to act as a shingled roof or adjusting mechanically to any degree of openness desired, thereby creating an "open roof" atmosphere. The system

operates on a standard 120 VAC electrical and may be customized to cover any area. The blades are heavy-gauge aluminum with a baked-on finish that comes in four standard colors or in special colors upon request. The fireproof system is also designed to remain nonabsorbent to the sun's rays.

*Retract-A-Roof Corporation*

Circle 405 on information card

### Puncture-Resistant Wall System

The Toughwall exterior insulation and finish system is designed to protect structures from the abuse of high traffic or vandalism. The system can be mechanically fastened to virtually any substrate, and over existing walls. The Toughwall system is reputedly lightweight, water repellent, and an excellent insulator.

*STO Industries Inc.*

Circle 406 on information card

### Dehumidifying System

The Dry-O-Tron combination dehumidifier and pool water heater for indoor pool enclosures uses recaptured heat from the humidity it extracts to heat the pool's water, cutting operation cost. This enables architects to mix living spaces with wet areas such as swimming pools or spas with less risk of structural damage from internal condensation.

Moisture passes through a dehumidifier coil and is cooled below its dew point.

The system's closed-loop energy recycler

*Products continued on page 152*

# LEARN THE FACTS!

## Beware of misleading fire rating data

Ambiguous and potentially misleading information on glass block fire resistance has been disseminated to architects, interior designers, owners, builders and national code bodies by a U.S. distributor of a foreign-manufactured glass block.


Get the facts before you specify any glass block for fire-rated applications!

All UL fire-rated glass block on the market are tested in accordance with UL9, "Fire Test of Window Assemblies," for a 45-minute period in openings not to exceed 120 ft<sup>2</sup> in area.

All national building code bodies recognize nothing longer.

The UL window assembly tests performed on the imported glass block do not qualify these glass block products for use as wall assemblies. Presently, no glass block are qualified as fire-rated wall assemblies as no glass block presently can pass the UL wall assembly test.

Don't be misled by incomplete information. Get the facts about glass block fire rating. Ask for the free brochure, "GLASS BLOCK FIRE RATING FACTS," by calling our Architectural Products Hotline at 800-992-5769; or write Pittsburgh Corning Corporation, Technical Systems, 800 Presque Isle Drive, Pittsburgh, PA 15239.



## Harvard University Graduate School of Design

### FACULTY POSITION BEGINNING ACADEMIC YEAR 1989-90

#### URBAN PLANNING AND DESIGN: REAL ESTATE DEVELOPMENT AND FINANCE

A full-time junior position is available for a person qualified to offer instruction in real estate development and finance to graduate students in architecture, landscape architecture and urban design. In addition to teaching, the person holding this position will be responsible for academic administration and will be expected to conduct research that advances instruction and scholarship in the field.

The position may be filled at the instructor or assistant professor levels. Applicants should have completed the Ph.D. or have equivalent research experience in planning, economics, business, design, or a related field. Candidates should have demonstrated or have strong promise of excellence in teaching and research. A background in design and an understanding of the public and private sectors' perspectives on development are preferred.

Harvard University is an equal opportunity/affirmative action employer. Academic appointments are subject to review and approval by the Governing Boards of Harvard.

Application forms are available from the following address:

Office of the Assistant Dean for Academic Administration  
Graduate School of Design  
48 Quincy Street  
Gund Hall 305  
Cambridge, MA 02138

Applications should be received as early as possible, but no later than January 17, 1989. Applicants should not send dossiers with initial applications.

**NOTHING NEGATES  
A GOOD PRODUCT  
FASTER THAN  
A QUESTIONABLE  
INSTALLATION.**

# IF YOU'RE COUNTING ON A ROOF TO DO ITS JOB, PICK A CONTRACTOR WHO KNOWS HIS.

We've been keeping people dry long enough to know a finished roof is only as good as its installation. That's why Manville depends on a select, established network of approved contractors to make sure building owners get the most out of every Manville roof.

The Manville Approved Roofing Contractor program



assures you of a knowledgeable, experienced, approved installer who works directly with your Manville sales representative and district engineer to get your job done right the first time. He's the best there is.

And the roofing materials he's trained to use and install are equally reliable.

In addition to high quality roofing felts, asphalts, and insulation, Manville also provides a full line of engineered accessories designed to fit your roofing needs. Plus, the most comprehensive systems guarantee program in the industry.

Remember, when you're looking for a contractor for your next roofing project, select a Manville roofing contractor. The best in the business.

For more information on our roofing systems, see your Manville sales representative, or contact Manville, P.O. Box 5108, Denver, Colorado 80217-5108.

Circle 131 on information card





**Manville**  
Total  
Roofing Systems

### Products from page 148

captures the latent heat that is given off in the process and returns it to the pool along with the condensate. Dry-O-Tron may be specified almost anywhere that wet areas have been included indoors. The product may also be used in retrofit design.

*Dry-O-Tron*

Circle 407 on information card

### Rail Seating

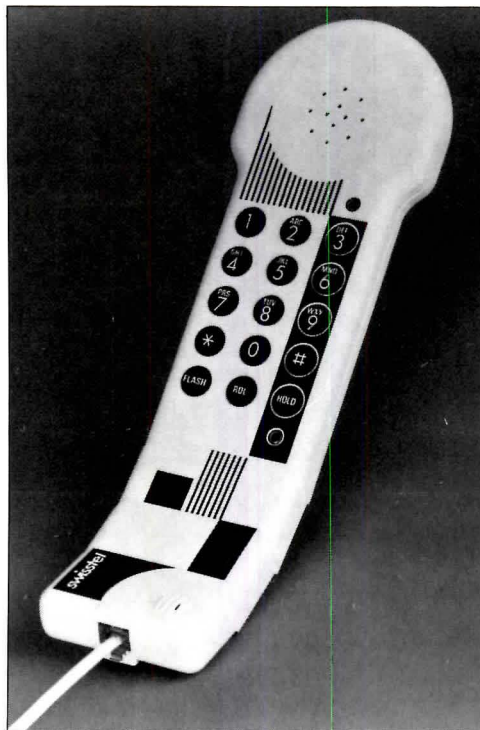
The AE9000 Series Rail Seating, constructed of either wire grid or perforated metal, features one- to four-seat units in straight and radial segments, with or without backs. Three table models are offered, with two litter or ash receptacles to match. The seating is carried on a heavy steel rail, which can be pedestal-mounted or freestanding and is coated in a two-stage powder-coat finish in 10 standard colors.

*Forms + Surfaces*

Circle 408 on information card

### Designer Telephone

The Swisstel telephone from Switzerland, shown above right, comes in 10 colors, features a slender (1/2-inch thick) silhouette, contains virtually no wiring, and comes with five accessories: a cushion for the ear; skid stoppers to prevent the phone from slipping and sliding on smooth surfaces; a retractable wall hook; a larger detachable hook for hanging the phone; and a shoulder cradle. The Swisstel also



has an on/off light, hold button, on/off switch, flash button that accesses services, redial button, flexible mouthpiece, and a modular jack that connects the telephone to most standard telephone cords. On the back of the telephone are a ringer volume control, a pulse/tone switch, and an indicator light for when the phone is on.

*Swisstel Inc.*

Circle 409 on information card

### Decorative Designs Catalogue

A newly published catalogue details 75 authorized, licensed designs of architect Frank Lloyd Wright. It features the work of four licensees selected by the legal heirs to Wright's estate, as well as photographs of the designs, product dimensions, materials used, and significant historical information. A perspective on Wright and his work, with reproductions of many of his original designs, is also included. The licensees reproducing a collection of the architect's designs are Cassina S.p.A. of Milan, Italy, for furniture (distributed in America by Atelier International Ltd.); Oakbrook-Esser Studios Inc. for art glass windows; F. Schumacher & Co. for fabrics, wall coverings, and rugs; and Tiffany & Co. for china, crystal, and silver.

*Frank Lloyd Wright Catalogue*

Circle 411 on information card

### Sun Control Blinds

The Skyshield sun controller is a non-retractable louver blind available in different slat widths that clip into rigid slat carriers or rack arms, tilting the slats from closed to fully open in one direction. The blind may be installed horizontally, vertically, or at any intermediate angle, and can be fabricated to fit any window shape.

The Skyshield is suggested for skylights, sloping windows, and in situations where conventional blinds would be unsuitable.

*continued on page 155*


# OUR FREE GUIDE PUTS YOU ON TOP OF CEDAR ROOF CONSTRUCTION.

This manual is designed to aid architects and builders in the proper application of cedar shakes and shingles.

Every page is filled with details and guidelines. Covering topics such as mansard roofs. Low slope and cold weather roofs. Vapor barriers. Fasteners. And much more.

It's everything you need to stay on top of cedar roofs. And it's free!

**NEW ROOF CONSTRUCTION**



Please send me the free brochure "New Roof Construction."

Name \_\_\_\_\_

Address \_\_\_\_\_

City \_\_\_\_\_ State \_\_\_\_\_ Zip \_\_\_\_\_

**RED CEDAR SHINGLE & HANDSPLIT SHAKE BUREAU**

515 116th Avenue NE, Suite 275, Bellevue, WA 98004-5294

Circle 135 on information card



**BRITE VUE**

**Tempered Glass Entrance Systems**

Brite Vue tempered glass doors, sidelites and transoms without vertical frame members form magnificent entrances with expansive areas of nearly total vision.

Write or call today for complete information.

**Brite Vue Glass Systems, Inc.**

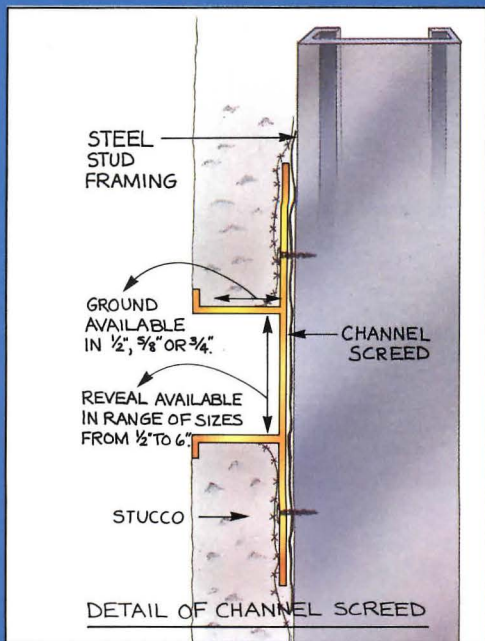

1021 Walnut Ave., Pomona, CA 91766, (714) 628-5557,  
So. Calif. (800) 344-4554, No. Calif. (800) 445-5525,  
Outside Calif. (800) 423-1885, Telex 757808 FAX (714) 628-5345

Pacwest Center, Portland, Oregon  
Architects: Stubbins Associates and Skidmore, Owings & Merrill •  
Glazing Contractor: Culver Glass Co.

Circle 137 on information card

# Fry's Aluminum Architectural Moldings

## Add a Third Dimension to Your Design



North Pole Senior High School — A silent sentinel in the snow-covered frontiers of Alaska. A symphony of visual impact and originality, made possible with Fry aluminum moldings. Custom extrusions, carefully matched colors, and factory fabricated intersecting pieces allow this design to flow in an uninterrupted fashion.

Fry's other capabilities to aid your unique design include radiused moldings and fabrication enhancements to ease installation. No longer a purely functional product, **Fry aluminum moldings** provide you with design options as limitless as your imagination.

**FRY REGLET**  
Aluminum Architectural Moldings

625 South Palm Avenue  
Alhambra, California 91803  
(818) 289-4744

2777 Peterson Place  
Norcross, Georgia 30071  
(404) 441-2337

Look for us in Sweets catalog 09200/Fry.

Circle 139 on information card

# Performance Without Sacrifice

**E**ngineered for extraordinary performance. Designed for exceptional aesthetic appeal. The Classic series of surface mounted door closers from Rixson-Firemark.



- The clean, uncluttered geometric line...
- cold, rolled steel arm...
- durable *metal* cover for uncompromised plated finishes...
- A precision mechanism characterized by cylinder tolerances held to .0005 of an inch.

Indeed, this is the Classic surface mounted door closer.

**RIXSON**

RIXSON-FIREMARK  
A MARK IV INDUSTRIES COMPANY  
9100 West Belmont Avenue, Franklin Park, Illinois 60131 (312) 671-5670

Circle 141 on information card





### Products from page 152

Blinds are also available to suit curved glazing such as barrel vaults. Controls feature a cord tilter for small, high-level windows; a lever for low-level windows; handwheel; gearbox with detachable rod and handle for large, high-level windows; electric motor with manual switching; an automatic constant light level control; clock or thermostat override; artificial lighting control; and custom control panels. The manufacturer was awarded the British Design Council Award for Excellence in Design in 1985.

*Technical Blinds International Inc.*  
Circle 412 on information card



### New Door Hardware

The HEWI door hardware program now includes lever handles, thumb-turns, a tubular passage latch, and a privacy dead bolt. The tubular latch is designed with heavy springing for use with steel core lever handles, providing retraction of the 1/2-inch bolt with 28-degree rotation of the hub. Both the latch and dead bolt, shown above, have front plate covers of nylon to match the color of the lever handles and thumb-turns and are available in 2 3/8-inch or 2 3/4-inch backsets. The passage latch and lever handles are UL-approved and compatible with the latch and mortise locks of several U.S. manufacturers.

*HEWI Inc.*  
Circle 413 on information card

### Modified Bitumen System

Rhoflex Delta modified bitumen membrane is applied where the conventional method of torch application is not preferred.

By combining an adhesive and flameless heat technique, the adhesive is sprayed, rolled, or brushed over the entire under-surface of each roll during application, and flameless heat sources are then used to fuse the edge and end laps to rolls already applied. The manufacturer claims that the Rhoflex Delta system achieves a secure and watertight adhesion of the membrane to the substrate.

*Teltex*  
Circle 414 on information card

### Ceramic Tile Importer

The Santa Fe Collection, a ceramic tile importer, features more than 100 styles of tile in all sizes, and colors, including standard 4x4-inch tiles; floor tiles 6x6 inches or 12x12 inches; and tiny 3/8x3/8-inch or 1x3-inch tiles. The Santa Fe Collection represents manufacturers in Japan, Mexico, Spain, Italy, and Brazil.

*Santa Fe Collection*  
Circle 415 on information card


### Mobile Conference Table

The Concorde conference table folds in half so that it can be rolled out of the way or stored. The table comes in either a rectangle or boat shape and accommodates up to 10 people. Rectangular tables are offered in four sizes: 3 1/2x10 feet, 3 1/2x12 feet, 4x10 feet, and 4x12 feet. Boat-shape tables are available either 10 or 12 feet long and 3 1/2 or 4 feet wide in the

middle. The tabletops are standard plastic laminate in a choice of 25 colors and four wood veneers, or a material that resembles soft glove leather, which comes in six colors. Tabletop edge treatments are a bullnose edge trim in wood or a shock-absorbing urethane bullnose edge. Legs are of 16-gauge steel tubing in either chrome finish or a choice of three colors.  
*Howe Furniture Corporation*  
Circle 416 on information card

### Concealed Masonry Flashing

A through-wall concealed masonry flashing combines a metal foil with a glass fiber Mylar reinforcement end sheathing. Called Fiberweb 300, the 1/3-mil metal foil is surrounded by sheets of polyester film bonded to a glass fiber reinforcement. Average total thickness of the product is 7 mils. Because of this construction it can be  
*continued on page 156*



Rockford Business Center  
Emerson Fehr, Architects & Planners

OUR 33rd YEAR!  
And STILL THE LEADER

Since 1955<sup>®</sup>  
**Kalwall** THE DAYLIGHTING EXPERIENCE!

The Most Highly Insulating Light Transmitting, Light Diffusing System. For Walls, Window-Walls, Window Replacement.

Kalwall Corporation, P.O. Box 237, Manchester, NH 03105.  
Phone 800-258-9777 or 603-627-3861.  
Kalwall: A High-Tech Building Systems Company.

Harvard University  
Graduate School of Design

FACULTY POSITIONS  
BEGINNING ACADEMIC YEAR 1989-90

ARCHITECTURE: DESIGN PLUS SPECIALTY

Full-time senior and junior positions are available for persons qualified to offer graduate level instruction in architectural design studio, with a second specialty such as design theory, visual studies, or professional practice. Responsibilities will include teaching design studios, supervising design theses and offering lecture and seminar courses in the second area of specialty. In addition to teaching, persons holding these positions are responsible for academic administration and will be expected to conduct design or research activities that advance scholarship or professional practice in the field.

Senior positions may be filled as professor "without limit of time" (tenure) or for a fixed term. Candidates for senior positions should have a professional degree in the field and an excellent record in teaching; candidates for tenure also must have distinguished achievement in design or scholarship deemed by peers to be a significant intellectual contribution to the field. Junior positions may be filled at the instructor, assistant or associate professor levels. Candidates for junior positions should hold a professional degree in the field; preference will be given to candidates with advanced scholastic preparation; experience in teaching design and demonstrated achievement in professional practice or scholarship.

ARCHITECTURE: BUILDING CONSTRUCTION,  
OR DESIGN PLUS BUILDING CONSTRUCTION

Full-time junior positions are available for persons qualified to offer graduate level instruction in building construction, or in design with building construction as a secondary specialty. Responsibilities for persons primarily qualified in building construction will include offering lecture and seminar courses in this area and consulting with students in design studios. Responsibilities for persons primarily qualified in design would include teaching design studios and offering lecture or workshop courses in building construction. In addition to teaching, persons holding these positions are responsible for academic administration and would be expected to conduct research that advances instruction and the continuing development of the GSD Laboratory for Construction Technology.

These positions may be filled at the instructor or assistant or associate professorial levels. Applicants primarily qualified in building construction should have completed the Ph.D. or have equivalent research experience in engineering, design or a related field. Candidates primarily qualified in design should have a professional degree in architecture. Preference will be given to candidates with advanced scholastic preparation, experience in teaching building construction and demonstrated achievement in scholarship or professional practice.

Harvard University is an equal opportunity/affirmative action employer. Academic appointments are subject to review and approval by the Governing Boards of Harvard.

Application forms are available from the following address:

Office of the Assistant Dean for Academic Administration  
Graduate School of Design  
48 Quincy Street  
Gund Hall 305  
Cambridge, MA 02138

Applications should be received as early as possible, but no later than January 17, 1989. Applicants should not send dossiers with initial applications.

Circle 145 on information card

Products from page 155

placed tightly in mortar beds with less chemical reaction than standard copper flashing, because the construction prevents the metal foil from touching the mortar, reducing the possibility of deterioration due to acid or alkali reactions. The unique construction also allows it to be formed more easily than copper to the exact shape required for the installation, even at extreme temperatures. Fiberweb 300 comes in 150-foot, 48-inch rolls and is also available in 12-, 16-, 18-, 24-, and 36-inch-wide rolls. A flashing tape for sealing all lapped joints and sealing any punctures made during installation is also available.

*Dur-O-Wal Inc.*

*Circle 417 on information card*



Open Office System

The Tempo 3 Radius office system (above) is offered by Shaw-Walker in response to surveys of architects and other users who specify open plan systems.

The Tempo 3 Radius line begins with 48-inch-wide acoustical panels, also available in 40-, 53-, 60-, 65-, and 75-inch heights and in 33 standard fabric colors. A 3½-inch-radius panel trim, in three trim options, completes the sleek, soft appearance. Reveal strips fit over panel-to-panel connections. No tools are required for panel installation.

Work surfaces are radiused on all four sides, and an adjustable articulating keyboard shelf can be stored when not in use to conserve space. Radius binder bins are modular, and the top and door front can be removed to form a bookshelf. A concealed door pull retracts into the bin when open and can be raised from any position. Display shelves and bookshelves for low-end panel versions, as well as hanging and mobile pedestals, are also available.

The Tempo 3 wire-management system has a 13-inch capacity, allowing installation of up to six 20-amp circuits and 14 25-pair telecommunications cables per panel. Each circuit can service up to

*continued on page 158*

# Making more elevators makes Dover No.1.

Every year since 1979 Dover has made more elevators than anyone else in America.

For the tallest office building in Austin, Texas, we built the fastest elevators in town. Four high-rise elevators in One American Center move passengers at 1,000 fpm. Dover Trafloomatic II® microprocessor controls further speed service by minimizing response time.

Fourteen other low and mid-rise Dover elevators serve this enormous new downtown office, shopping and dining complex.

For information on Dover elevators or assistance on any elevator project call your local Dover office. Or write Dover Elevator Systems, Inc., P.O. Box 2177, Memphis, TN 38101.

*One American Center*

*Owner: Rust Properties*

*Architect: Morris Aubrey and Associates*

*Contractor: Gilbane Building Co.*

*Elevators sold and installed by Dover Elevator Co., Austin, Texas*

**DOVER**<sup>®</sup>  
**ELEVATORS**



Harvard University  
Graduate School of Design

SENIOR POSITIONS IN ARCHITECTURAL DESIGN  
AVAILABLE BEGINNING FALL 1989

The Faculty of Design is seeking persons qualified to fill full-time senior faculty positions in architectural design with a second specialty such as visual studies, design theory, or construction technology. Appointments may be made as Professor for a fixed term up to five years, or "without limit of time", the Harvard equivalent of tenure. Responsibilities include instruction, creative activity in design and/or scholarship, and academic administration.

**QUALIFICATIONS:** Candidates for full-time positions should hold a professional degree in architecture or related design field, and be qualified through advanced scholastic preparation and/or professional practice. Candidates should be experienced teachers and must have demonstrated excellence in teaching design studios as well as courses in the second area of specialty. In addition, candidates for appointment "without limit of time" must have a distinguished record of creative achievement in design and/or scholarship deemed by peers as a significant intellectual contribution to the field. A demonstrated commitment to education and institutional development is required.

**RESPONSIBILITIES:** The responsibilities for instruction in design will be directed primarily toward graduate students in architecture and over time may include offering and coordinating core studios, offering advanced option studios and conducting tutorials for masters theses and independent studies. Instruction in the second specialty over time may include lecture, seminar and workshop courses as well as supervision of independent studies and doctoral students and will be directed to GSD students in architecture, landscape architecture and urban design, as well as other graduate students at Harvard.

Conducting design and/or scholarly creative activities within the school is an important responsibility of the position. Senior faculty are expected to seek support and lead scholarly activities that include advanced students and junior faculty. Publication and/or exhibition of creative work is expected. Professional consultation and/or practice outside the school is permitted provided that it meets University and GSD criteria and does not interfere with the full-time academic responsibilities.

All full-time faculty assume administrative responsibilities that include student advising as well as participation in the governance structure of the department and school, and on occasion, the University. Persons holding positions "without limit of time" are expected to join with the other senior faculty in the development of faculty and curriculum and to lend their efforts to continued improvement of the school.

**ADMINISTRATIVE POLICIES:** Appointments in the Faculty of Design are subject to the academic and administrative policies of Harvard University and the Graduate School of Design. Persons holding full-time positions must maintain primary residence in the Boston area and may not concurrently hold academic appointments or accept teaching assignments at other schools. Further information regarding applicable policies is available in the GSD Faculty Handbook.

Harvard University is an equal opportunity/affirmative action employer. Academic appointments are subject to review and approval by the Governing Boards of Harvard.

Application forms are available from the following address:

Office of the Assistant Dean for Academic Administration  
Graduate School of Design  
48 Quincy Street  
Gund Hall 305  
Cambridge, MA 02138

Applications should be received as early as possible, but no later than January 17, 1989. Applicants should not send dossiers or other materials with the application form.

Circle 147 on information card


Products from page 156

10 duplex receptacles for six circuits. Vertical channels within each panel allow specification of optional receptacles at work-surface heights.

A low-profile task light fits beneath the system components and features a bilateral prism lens that distributes light evenly over the entire work surface. All Shaw-Walker products come in a wide variety of steel, laminate, and wood finishes that complement the manufacturer's other components and computer-support furniture.

Shaw-Walker Company

Circle 418 on information card



Ultrasonic Measuring Devices

The Sonin measuring instruments use ultrasonic waves and a microprocessor to compute and measure the distance, area, and volume of a space, including windows, walls, floors, furniture, patios, pools, walkways, and driveways, as well as wall covering, carpeting, tiling, paving, painting, or carpentry.

Because the device uses ultrasonic waves processed by custom-designed microchips, measurements are computed in seconds. Electronic readings appear on the liquid crystal display. The Sonin has two memories and a calculator, so it can add and subtract and compute areas and volumes of different spaces. The Sonin 60 measures up to 60 feet. Other models measure up to 150 and 250 feet. The Sonin is pocket sized and weighs six ounces.

Sonin Inc.

Circle 419 on information card

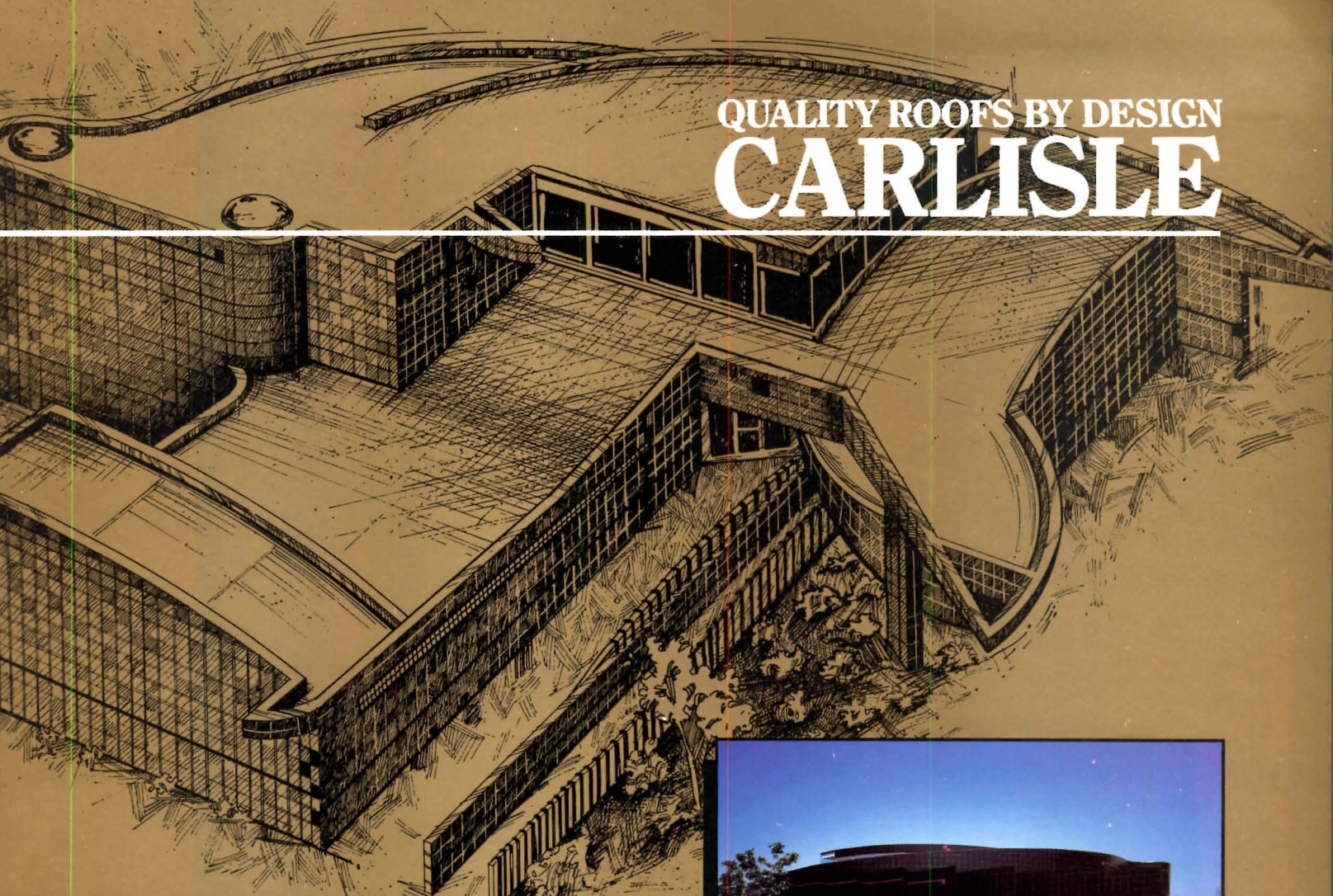
Interior Color Specifying System

A color specifying system designed to make interior color selection easy for designers features 840 colors, 600 of which are new. The ColorAnswers system is based on the specification needs of specifiers and designers and on current and projected color trends.

Colors are arranged in a fan deck which separates color hues. Specifiers can access these colors through a color case that

continued on page 160

# QUALITY ROOFS BY DESIGN CARLISLE



## Unique design considerations make Carlisle's Fully-Adhered Roofing System Max Klein's choice.

"Design A" follows the irregular contours of the roofline—and fits them like a glove.

Call it unique, exciting or striking. When Max Klein, a major plastics housewares products manufacturer decided to build a new corporate headquarters, he resolved it would be unconventional, beautiful and memorable.

Designed by Detroit architect, Harvey Ferrero, the Southfield, Michigan structure is all of these.

The inventive architectural concept is difficult to describe. Its spirals, curves, slopes and angles flow with an irregular but fluid geometry.

And the first-class-plus building required a top-of-the-line roofing system. One flexible enough to follow the intricate geometry of the roofline. A system strong and reliable enough to perform outstandingly under Michigan's rigorous weather conditions. A system that is fully adhered to hold fast for thousands of tomorrow's.

**They chose Carlisle's "Design A" Fully-Adhered Roofing System.**

Owner, Phil Brodak, Brodak Roofing of Wixom, Michigan observed "The roof has more angles than I've ever seen. It is flat, circular, barrel-shaped and juts in every imaginable direction.



Architect: Harvey Ferrero  
Roofing Contractor: Brodak Roofing & Sheet Metal  
Carlisle Manufacturer's Representative: Holmes Associates

And because the roof is visible, it had to have a smooth, perfect, solid black surface."

Concluded Brodak, "The Carlisle 'Design A' system is the only roof I know that could perform well under such design considerations. It was the perfect solution. Its fully-adhered roofing system allowed us to go wherever the roof went." Carlisle's roofing membranes include the standard EPDM and a new polyester reinforced EPDM. Both are available in designer colors—basic black Sure-Seal® or the innovative white-on-black Brite-Ply™.

Next time you need a roofing system try a Quality Roof by Design . . . try Carlisle.

### Need more information?

Call a Carlisle representative/distributor. Or call Carlisle SynTec Systems toll free at 1-800-233-0551. In Pennsylvania, 1-800-932-4626. In Canada, 1-416-673-5557. Or write Carlisle SynTec Systems, P. O. Box 7000, Carlisle, PA 17013.

**CARLISLE**  
Carlisle SynTec Systems

Randolf Tower / Chicago, Illinois  
White terra cotta surface is shown  
partially cleaned



**SURE KLEAN**

## Restoration Cleaners

Loosen  
And Wash Away  
Dust, Dirt,  
Carbon, Algae  
and Mold from  
Masonry.



Pressure rinsing after  
application of Sure Klean  
Restoration Cleaner

To restore the original appearance of your masonry building, turn to Sure Klean®. Offering over 20 specially formulated restoration products for cleaning tile, terrazzo, brick, marble, stone, terra cotta and most other masonry surfaces.

Requiring only a simple cold water rinse, Sure Klean® Restoration Cleaners are easy to apply. Safer to the surface, more efficient and cost-effective than sandblasting or steam cleaning.

**SURE KLEAN** Restoration Cleaners  
make the dirtiest masonry buildings look like  
new again.



**ProSoCo, Inc.**  
Chemicals for Construction

P.O. Box 171677, Kansas City, KS 66117  
Stone Mountain, GA/South Plainfield, NJ  
913/281-2700

Circle 151 on information card

### Products from page 158

has 3 $\frac{3}{8}$ x4 $\frac{1}{4}$ -inch swatches. Each swatch includes information on the reflective values so it can be determined if the color meets specific lighting requirements.


Selected color families will be represented by individual color cards, so that a large selection of color hues within the same color family is immediately accessible. The two color cards currently available represent the most popular colors used in residential decorating and current trends, based on the manufacturer's research. One contains shades of light, midtone, and accent colors, and the other card, called Whites and Lights, features 24 varying shades of white and lightly tinted colors. The new system will also feature spice and traditional colors, sun-washed desert shades with a Southwestern influence, and soft pastels. Color selections from the new system will be available in all Sherwin-Williams interior paint lines.

*Sherwin-Williams*

*Circle 420 on information card*

### High Definition TV System

Eidophor large-screen video projection systems, reputedly the world's largest-screen video projection systems, feature screen sizes ranging from 13x10 feet to 53x39 feet. Now a new High-Definition TV (HDTV) system for use with theater-size screens has been introduced.



The Eidophor Model 5177 Multi-Standard HDTV projection system provides a light output of 3,300 lumens and will project up to 40-foot-wide images on regular motion picture screens. Other product features include high luminance on any surface; easy viewing even in severe ambient lighting; multistandard, meaning no interaction between primary colors; an aspect ratio that is easy to change; and modular construction, for ease of maintenance. The Model 5177 is increasingly being used in theater ventures. Benefits cited for using the HDTV are lower production costs, easier editing, uniform quality of images, the ability to film a whole range of special effects, easier programming of live and canned events, and the minimization of piracy through encryption of program material when it is transmitted to the cinema via satellite or cable. *Information Display Systems, a division of Science Applications International Corporation.*

*Circle 421 on information card*

*Products continued on page 162*



**BRITE  
VUE**

## Revolving Doors

Brite Vue revolving doors form luxurious appearing entrances and deliver smooth, efficient performance year after year. Three or four wing models are available. Door wings and enclosures are fabricated in aluminum, stainless steel, architectural bronze or brass with satin or mirror polished finish. Speed control can be mounted in overhead canopy or in the floor.

Write or call today for complete information.

### Brite Vue Glass Systems, Inc.

1021 Walnut Ave., Pomona, California 91766, (714) 628-5557,  
So. Calif. (800) 344-4554, No. Calif. (800) 445-5525,  
Outside Calif. (800) 423-1885, Telex 757808 FAX (714) 628-5345

Windwood Center, Virginia Beach, Virginia  
Architect: Williams, Tazewell & Cooke • Glazing Contractor: PPG Industries

Circle 153 on information card

# Redwood

## Specifier's File

Free folio of literature for architects illustrates the beauty and performance of redwood.

Grades and Uses  
Properties and Uses  
Redwood Homes  
Architectural Guide  
Landscape Guide  
Exterior Finishes  
Interior Finishes  
Rooftop Decks

Name \_\_\_\_\_

Firm \_\_\_\_\_

Address \_\_\_\_\_

City \_\_\_\_\_ State \_\_\_\_\_ Zip \_\_\_\_\_

Telephone \_\_\_\_\_

California Redwood Association  
405 Enfronte Drive, Suite 200  
Novato, CA 94948

Miller Redwood Company  
The Pacific Lumber Company  
Redwood Empire, Inc.

Circle 155 on information card

D E S I G N  
F O C U S



**S**pectra-Glaze® wall systems provide an extraordinary focus on design flexibility plus low initial and lifecycle costs. Select from the endless possibilities that unlimited color, scoring, pattern and texture will provide. Plus you'll save the cost of on-site finishes and subsequent refurbishing.

**Spectra-Glaze II**  
FACTORY GLAZED MODULAR WALL UNITS

1988, all rights reserved,  
and ® Reg. U.S. Pat. Off., Canada and other  
countries by THE BURNS & RUSSELL CO.,  
Box 6063, Baltimore, MD 21231.  
301/837-0720, 800/638-3188, FAX 301-837-949  
TELEX 87-791. Sweet's 04200/BUR.

Circle 157 on information card



## Make Tile and Hardwood Floors Feel as Warm as They Look

**W**ood and Tile floors are warm and inviting to the eye, but cold to the touch. You can change that by installing radiant floor heating from Wirsbo. The system is simple. Warmed water is circulated through a network of specialized plastic tubing beneath your tile, hardwood, or carpet floor. It's an easy system to install, compatible with any heat source, and more energy efficient than nearly all other heating methods. So make the part of your design your clients touch most as warm as it looks. Specify Wirsbo Radiant Floor Heating.

**W**e'll help you design the most efficient radiant heating system on your current or next heating need. Find out all the benefits of Radiant floor heating. Call or write:

Wirsbo Company  
1026 East Riverside Blvd.  
Rockford, IL 61111  
(815) 282-1141



Circle 159 on information card

THE SCHOOL OF ARCHITECTURE AND URBAN PLANNING  
UNIVERSITY OF WISCONSIN-MILWAUKEE, USA

WILL AWARD


**US \$125,000  
IN CASH PRIZES**

TO THE WINNERS OF THE

**INTERNATIONAL  
CITY DESIGN  
COMPETITION**

A CONCEPT COMPETITION FOR IDEAS  
ABOUT THE FUTURE OF THE INDUSTRIAL CITY

INTERNATIONAL  
**CITIES**



**DESIGN  
COMPETITION**

The International City Design Competition is an open competition sanctioned by the International Union of Architects (UIA) with no eligibility requirements for professional licensure or residency. Registrations with the fee of US\$75 must be postmarked no later than November 30, 1988. Cash will not be accepted. Checks, money orders, or bank drafts must be made payable in US dollars to: SARUP/UWM FOUNDATION/ICDC, and sent to:

ICDC

School of Architecture and Urban Planning  
University of Wisconsin-Milwaukee  
P.O. Box 413  
Milwaukee, Wisconsin 53201, USA

Submissions, limited to 3 boards, will be due May 1989. The winners will be announced in July. Requests for information and a free videotape should be sent to the address above, or telephone USA 414-229-4014, and ask for the ICDC Staff.

#### **Decorative Metals**

A new concept in decorative metals is Sublichromie/Odyssey anodized aluminum that has vibrant colors saturated on its surface. Using a coloring process, anything that can be printed on paper can now be put into aluminum. Sublichromie/Odyssey has won two design Oscars in Europe at the International "Batimat" show and a Certificate of Achievement at the Roscoe Awards in New York City. Free samples and information are available.

*Advanced Technology Inc.*

*Circle 422 on information card*

#### **Look of Granite**

A smooth, clear, gel-coat finish embedded with granite chips produces a variegated look that resembles granite, without the cost and weight of granite. The interior or exterior finish is available in a variety of colors and can be applied to most seamless glass fiber products, including planters, tables, seating, waste receptacles, and sand urns. Because of its durability, the granite finish also works well on sculpture, signage, and architectural details.

*Krueger Inc.*

*Circle 423 on information card*

#### **Computer Software Search Service**

A service called Softwhere? helps construction firms find the best software for their particular needs. The independent software search service keeps information on file on more than 23,000 software packages. The service claims the reports it sends to clients that request them are unbiased, since the service does not sell the packages. Prospective clients send Softwhere? an analysis form outlining what they want from a program and how much they intend to spend. For a flat fee, the service reports back to the clients all the packages that meet their particular needs and where the programs can be obtained.

*Softwhere?*

*Circle 424 on information card*

#### **Corner Glass Block**

The new Weck corner glass block has a 90-degree bullnose corner with uninterrupted reinforcement channels. The Weck channel allows room for continuous reinforcement with fully adequate mortar space at all points in the structure.

*Glashauss Inc.*

*Circle 425 on information card*

#### **Office Chair**

The Discovery ergonomic office chair has four controls that adjust seat height, back and seat inclinations, and back height. All adjustments are made while the user is sitting in the chair. Foam cushions bonded to molding underneath the upholstery in the back support and the seat, as well as additional integral foam, prevent damage to the chair and enhance comfort.

*Fixtures Furniture*

*Circle 426 on information card*

*Products continued on page 164*





# HEAT MIRROR™ made it fly

Create a naturally-lighted glass enclosure for thirty-nine full-size aircraft, and still comply with one of the country's toughest energy codes. That's the challenge Ibsen Nelsen and Associates faced in designing the Museum of Flight at Boeing Field, Seattle, Washington.

The solution? Use over 55,000 square feet of Heat Mirror insulating glass. Heat Mirror provides the same level of solar control as dark tinted glass, yet lets in *over four times more natural light!* There's less need for artificial lighting and a net reduction of 35 percent

in the Museum's projected annual energy budget.

Compared to other low-e glazings, only Heat Mirror offers *Total Performance*: controlling winter heat loss, summer heat gain, ultraviolet radiation, sound transmission and condensation better than any other insulating glass available today.

To find out how Heat Mirror can open up your design options, contact Southwall Technologies, 1029 Corporation Way, Palo Alto, CA 94303. (415) 962-9111. Or see us in Sweet's: 08810/SOU.

**For immediate help on a current project, call our Architectural Services Department, toll-free:**

**(800) 365-8794**



*For Total Performance Windows.*

Heat Mirror is a trademark of Southwall Technologies.  
© Southwall Technologies 1988.

Circle 161 on information card

### Placement System for Structural Decks

An anchor bolt placement system to position anchor bolts when pouring post-tensioned and conventionally reinforced concrete decks is available with either 1/2-inch or 5/8-inch bolts that snap into a specially designed galvanized steel clip that is then nailed to the plywood deck. Bolt height is easily adjusted to meet specified deck thickness. The system requires no template stripping.

*Cal-Con Products*

*Circle 427 on information card*

### Insulation and Finish System

Energex seamless exterior wall insulation and finish system (EIFS) provides insulation, shape, and texture to almost any new or existing exterior wall.

The Energex system consists of four components: a rigid board insulation, reinforcing mesh, Energex matrix, and a finish. The rigid board insulation is a panel of expanded polystyrene available in varying thicknesses. The layer of reinforcing mesh helps prevent surface cracking and can be used in conjunction with an optional glass fiber mesh for high-impact areas. The cement-based matrix embeds the mesh and provides adherence for the acrylic polymer finish, which is designed to resist moisture, fire, and fading. It is available in more than 90 colors and a variety of textures. The Energex system will adhere to virtually any sound substrate on new or retrofitted construction, and

it can be prefabricated or applied at the project site.

*Vitricon, division of Polymer Plastics Corp.*  
*Circle 428 on information card*

### Insulated Glass

Low-e insulated, tempered glass is now standard on Sunrise venting and fixed windows from Roto Frank of America. Tinted low-e glazing is optional. The transparent coating is said to exceed the energy efficiency of triple glazing and to eliminate up to 71 percent of the ultraviolet rays that can damage and fade fabrics.

The coating has a 10-year warranty against peeling and deterioration.

*Roto Frank of America Inc.*

*Circle 429 on information card*

### Interlocking Weatherstrip

Andersen Windows' Frenchwood Gliding Door features a full-length meeting-stile interlock/weatherstrip system that provides a continuous flexible seal along the meeting stiles. The continuous silicone bulb weatherstrip makes contact with the stationary panel interlock to provide the seal. The operating meeting-stile interlock tapers from the top and bottom to the center. The top and bottom engage first with the stationary interlock, and the stiles are drawn tightly together in a scissor-type action as the panels close, "zipping" the door shut.

*Andersen Windows*

*Circle 430 on information card*

### Fire-resistant Duct

A fire-resistant plastic weave duct from ATS Products features a flame spread of 5 and smoke density of 5 on both inside and outside surfaces. The duct may be used in semiconductor clean rooms without the need for internal sprinklers when used for nonflammable corrosive vapor exhaust. The duct has been approved by Factory Mutual Research and listed by the California State Fire Marshal.

*ATS Products Inc.*

*Circle 431 on information card*

### Accordion Doors

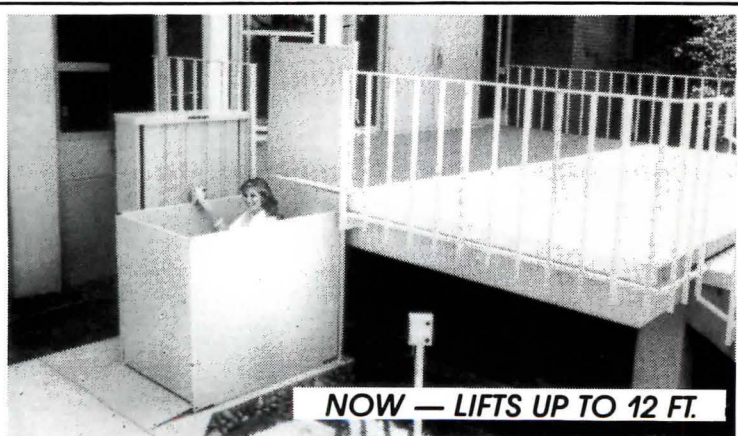
Won-Door two-track accordion-type folding doors are made of corrugated steel for extra strength and feature surface colors and finishes permanently bonded so that they are scratch-, dent-, and ding-resistant. Pins and rollers suspend every panel. The folding door's patented design enables it to span curved openings. Many different height and weight capabilities are available at a weight of just 4.2 pounds per square foot. Different types of STC sound-rated partitions have a patented two-track system with no internal parts and air space between the two walls that creates a cushion against severe blows. A special repair section of track is provided so that damaged partitions can be removed and replaced without disturbing the rest of the partition.

*Won-Door Corporation*

*Circle 432 on information card*

# PORCH-LIFT<sup>®</sup>

**VERTICAL WHEELCHAIR LIFT**  
provides a safe, simple solution  
to architectural barriers




Whether you're modifying an existing building or designing a new one, accessibility to the handicapped is important. And PORCH-LIFT provides the simple, economical solution . . . indoors or outdoors. This safe vertical wheelchair lift platform anchors permanently beside the steps, using a minimum of space. Motor and mechanisms are enclosed. Runs on 110 volt current. Weatherproof finish. Choose from eleven models with varying lifting heights up to 144 inches. Shipped ready for installation.

**WRITE FOR A FREE BROCHURE AND NAME OF THE DEALER NEAREST YOU.**

**AMERICAN STAIR-GLIDE CORPORATION**

Dept. A1A-0988, 4001 East 138th Street, P.O. Box B  
Grandview, Missouri 64030

*Circle 163 on information card*



**BRITE VUE**

**Aluminum doors clad in brass or stainless steel**

Now you can design monumental entrances at an affordable price! Brite Vue narrow, medium or wide stile aluminum doors are clad in brass or stainless steel with satin or mirror polished finish... entrances of exceptional beauty and structural integrity.


Write or call today. Costs are lower than you think.

**Brite Vue Glass Systems, Inc.**

1021 Walnut Ave., Pomona, California 91766, (714) 628-5557,  
So. Calif. (800) 344-4554, No. Calif. (800) 445-5525,  
Outside Calif. (800) 423-1885, Telex 757808 FAX (714) 628-5345

Thomas Jefferson Building, Washington, D.C.  
Designer, Glazing Contractor: Capitol City Glass Co., Inc.

*Circle 165 on information card*



For those who appreciate  
the difference between plain and simple.

Catalyst.™  
Designed by Warren Snodgrass for Haworth.  
Call 1-800-344-2600.

**HAWORTH**®  
They're built.

Circle 167 on information card

# They're Talking About Us.

*"Of the six plotters in this review, paper loading with the Artisan is the easiest."*

*"Calcomp didn't cut corners on quality with their entry into the low-cost plotter field. The Artisan 1023 does excellent plots at high speed. Highly recommended."*

*"...21.8 minutes multi-pen, matching... the fastest D-size plotters tested."*

*"The control panel sports 16 rubber 'chicklet' buttons and a two line LCD (liquid crystal display) that prompts the user in any one of six languages. Settings can be saved for four different users."*

*"The thorough User's Guide is AutoCAD-oriented and covers nearly everything you need to know to operate this plotter."*



CADalyst magazine recently reviewed our Artisan™ plotter in an article called "Plotting with AUTOCAD, part 3". We thought we'd let them tell you how we feel about this new high-performance addition to our plotter family.

If you want to hear more, call 1-800-CALCOMP and learn how Artisan works, in detail and drawings. Or write CalComp, P.O. Box 3250, Anaheim, CA 92803. In Canada, call (416) 635-9010.

We draw on your imagination and Artisan are trademarks of CalComp Inc. ©1988 CalComp Inc.

We draw on  
your imagination.™

 **CalComp**  
A Lockheed Company

Circle 173 on information card

**MAIN OFFICE**

1735 New York Avenue N.W.  
Washington, D.C. 20006  
(202) 626-7300

**James P. Cramer**

Group Publisher

**Jesse Sims**

Production Manager

**Cynthia Kellar Duck**

Assistant Production Manager

**Bernard F. Kroeger**

Circulation Manager

**Kelly L. Collins**

Assistant Circulation Manager

**Nancy Perri**

Assistant to the Publisher

**Bob Kliesch**

Publisher

**ADVERTISING SALES OFFICES**

**New York/Connecticut (215) 254-9800**

Michael J. Davin  
994 Old Eagle School Rd., Suite 1010  
Wayne, Pa. 19087

**New England (404) 980-6740**

James A. Bauschka  
6520 Powers Ferry Rd., Suite 200  
Atlanta, Ga. 30339

**Philadelphia/Pittsburgh (215) 254-9800**

George T. Broskey, Eastern Sales Manager  
994 Old Eagle School Rd., Suite 1010  
Wayne, Pa. 19087

**Southeast (404) 980-6740**

James A. Bauschka  
6520 Powers Ferry Rd., Suite 200  
Atlanta, Ga. 30339

**Midwest (312) 527-1055**

Jack E. Bergren  
Barbara Mitchel  
1337 The Merchandise Mart  
Chicago, Ill. 60654

Jack E. Bergren (414) 786-4286

2530 Coach House Dr.  
Brookfield (Milwaukee) Wi. 53005

**Southwest (314) 569-3210**

Richard Grater  
1466 Summerhaven  
St. Louis, Mo. 63146

**West/Northwest (619) 450-6462**

James A. Anderson, Western Sales Manager  
5830 Oberlin Dr., Suite 300  
San Diego, Calif. 92121

**Europe 0211-65-2031**

Erich Hillerbrand  
Media + Marketing Services  
Eitelstrasse 32  
4000 Dusseldorf 30  
West Germany

Circle No.	Page No.
	AIA Membership . . . . . 107
107	AT&T Technologies . . . . . 136-137
119	ASC Pacific . . . . . 144
123	Akzo . . . . . 146
117	American Gas Association . . . 143
163	American Stair-Glide . . . . . 164
39	American Standard, Inc. . . . 34-35
31	Andersen Corp. . . . . 28-29
1	Armstrong . . . . . Cov. 2-1
3	Armstrong . . . . . 2-3
5	Armstrong . . . . . 4-5
113	BASF Fibers . . . . . 140-141
65	Bobrick Washroom Equipment . . 49
137	Brite Vue . . . . . 152
153	Brite Vue . . . . . 161
165	Brite Vue . . . . . 164
157	Burns & Russell . . . . . 161
37	CNA . . . . . 33
101	CNA . . . . . 32A-32D
173	Calcomp . . . . . 166
111	California Redwood Association . . . . . 139
155	California Redwood Association . . . . . 161
149	Carlisle . . . . . 159
11	Coyne & Delany . . . . . 11
43	Cupples . . . . . 37
47	Cupples . . . . . 39
51	Cupples . . . . . 41
49	Curries . . . . . 40
	Dover . . . . . 157
121	Dupont-Cordura . . . . . 144A-144D
103	Dupont-Imaging Systems . . 128-129
33	EFCO . . . . . 30-31
17	Eclat . . . . . 15
109	Epic Metals . . . . . 138
139	Fry Reglet . . . . . 153
99	General Electric . . . . . 120-121
171	Georgia Pacific . . . . . Cov. 4
21	Glenn Raven Mills . . . . . 18-19
25	Grace, W.R. . . . . 23
129	Harvard University . . . . . 148
145	Harvard University . . . . . 156
147	Harvard University . . . . . 158
63	Haworth . . . . . 48
167	Haworth . . . . . 165
105	Haws Drinking Faucet Co. . . 130-131

Circle No.	Page No.
97	Hewlett-Packard . . . . . 118-119
87	Houston Instruments . . . . . 104-105
53	Intergraph . . . . . 42
125	John Wiley & Sons . . . . . 147
143	Kalwall Corp. . . . . 155
27	Kawneer . . . . . 24-25
45	Kimball/Artec . . . . . 38
93	Koh-I-Noor . . . . . 110-111
95	LCN Closers . . . . . 112
15	LOF . . . . . 14
131	Manville Roofing . . . . . 149-151
9	Monier . . . . . 10
59	Morton/Thiokol . . . . . 46
91	Nat'l Concrete Masonry . . 108-109
13	Nucor Corp . . . . . 12-13
19	Peerless . . . . . 16A-16H
57	Pella . . . . . 44-45
67	Pittsburgh Corning . . . . . 50
127	Pittsburgh Corning . . . . . 148
29	Planhold . . . . . 26-27
69	Point Line CADD . . . . . 36
71	Point Line . . . . . 36
73	Point Line . . . . . 36
151	ProSoCo . . . . . 160
135	Red Cedar . . . . . 152
141	Rixson-Firemark . . . . . 154
23	Rohm & Haas Co. . . . . 20-21
35	Seal Master . . . . . 32
55	SieMatic . . . . . 43
115	Sloan Valve . . . . . 142
161	Southwall Technologies . . . . . 163
7	Steelcase . . . . . 8-9
169	Sub-Zero . . . . . Cov. 3
61	Velux-America Inc. . . . . 47
159	Wirsho Co . . . . . 161

# Did you miss valuable information offered by advertisers in last month's issue of ARCHITECTURE?

The manufacturers listed below and on the following page were advertisers in last month's issue who are anxious to provide you with their latest product information and literature for your planning needs. To receive this helpful information, just circle the appropriate numbers on the adjacent self-addressed, postage-paid response card.

**AT&T Technologies.** Premises Distribution System: A single wiring system that meets all your client's communications needs. *Circle No. 60*

**American Gas Assoc.** Send to receive full details on advanced gas cooling equipment. *Circle No. 36*

**American Plywood Assoc.** Send for our free booklet. It'll help you lower the cost of raising the roof. *Circle No. 78*

**Andersen Corp.** Custom-sized geometric windows are backed by the nation's largest window manufacturer. Ask your Andersen distributor about Flexiframe.

**Architectural Area Lighting Inc.** Send to receive a copy of our new catalog. *Circle No. 32*

**Bethlehem Steel.** Send for more information on Galvalume Sheet and its many applications. *Circle No. 86*

**CPG/Clearprint.** Try Clearprint vellum and see what you've been missing. Send today for further information. *Circle No. 92*

**California Redwood Assoc.** Free folio of literature for architects illustrates the beauty and performance of redwood. *Circle No. 24*

**Commonwealth Aluminum.** Commcoat™ Fluoridize® Coil, the new surface anodized can't match. Send for more information today. *Circle No. 72*

**DuPont-Antron.** When you specify contract carpet, make sure you ask for Antron Precedent®, and enjoy a carpet whose beauty will stand the test of time. *Circle No. 100*

**EBCO Manufacturing Co.** You'll find a full line of Oasis® Raddii water coolers and fountains designed to fit your design. *Circle No. 50*

**Evolution Computing.** Send for information about FastCAD's product family, benefits, XP Toolkit, hardware support and dealer location. *Circle No. 70*

**Foresight Resources Corp.** Drafix. The CAD package you'll be using in minutes and using for years. *Circle No. 68*

**Fry Reglet.** Fry's Aluminum Architectural moldings add a third dimension to your designs. Send today for more information. *Circle No. 88*

**Georgia Marble Co.** Send to receive more information and samples on The American Classics marble tile. *Circle No. 10*

**Georgia-Pacific.** Send for complete Dens-Glass exposure test results, product information, warranty, samples and a brochure outlining Dens-Glass application details on a variety of recent projects. *Circle No. 16*

**Grace, W.R.** UL-classified Mononkote Fireproofing meets or exceeds all recommended levels of performance. *Circle No. 28*

**Haworth.** With everything from fanlights to fabrics, wood to glass, PLACES gives you the freedom to create the spaces you always wanted to. *Circle No. 82*

**Haws Drinking Faucet Co.** Send for more information on how to incorporate the world's most popular drinking fountains into your outdoor designs. *Circle No. 102*

**Hewlett-Packard Peripher.** We'll send you an original plot and a complete information kit on the new Hewlett-Packard Electrostatic Plotter: 406 D.P.I. *Circle No. 64*

**ISICAD Inc.** PC-PRISMA delivers what others are promising: big system CAD performance on a PC. *Circle No. 66*

**Intergraph.** MicroStation has jumped to #3 in PC CADD sales world wide. Here's why: powerful graphics, speed and ease of use, flexibility, growth, quality, reliability and performance. *Circle No. 40*

**J.P. Stevens.** Introducing the Stevens Hi-Tuff Plus™ Total Roofing Systems. Send to receive more information. *Circle No. 84*

**Kawneer Co. Inc.** 350 Tuffline entrances are all their name says they are. For new and replacement doors in high-traffic and abuse-prone installations. *Circle No. 80*

**Libbey-Owens-Ford.** Eclipse® reflective glass offers incredible design freedom to create building facades. Send for product literature. *Circle No. 20*

**Lutron.** Introducing GRAFIK Eye™ Control: preset dimming with a sleek, thin profile design. Send to receive more information. *Circle No. 104*

**Manville Commercial Insulation.** Manville Sound Control Batts: a product that offers lower installed costs than rockwool, equal or superior acoustical values, and the additional benefits of fiber glass. *Circle No. 74*

**Manville Commercial Insulation.** Send for more information on the advantages of the Insul-Shield™ curtain-wall insulation system. *Circle No. 76*

**Minton Co.** When it comes to architectural imagination, combined with the fire code realities, Minton unlocks endless doors. *Circle No. 34*

**Monsanto Chemical Co.** Laminated glass lets you put in the windows you want, and keep out the sound you don't. Send to receive a free copy of our Acoustical Glazing Design Guide. *Circle No. 22*

**National Concrete Masonry Assoc.** Concrete masonry insulated walls deliver high thermal performance and won't rust, rot or burn. *Circle No. 48*

**North Carolina Granite Corp.** NCGC's formula for success: Tradition & Technology. Let it work for you. *Circle No. 30*

**Red Cedar Shingle.** Send for your free copy of "Roofing Manual" for information useful in specifying Red Cedar shakes and shingles. *Circle No. 38*

**Rixson-Firemark Division.** Rixson's Smoke-Chek™: efficient, reliable just when you need it most. From the pioneer and leader in smoke-activated door control. *Circle No. 12*

**Sanyo Fisher (USA) Inc.** The Sanyo Split System provides quiet, vibration-free heating and cooling without ductwork or windows. *Circle No. 18*

**Schlage Lock.** Send to receive more information if you want the flexibility and security of Intellis, or call (415) 467-1100 ext. 5324 for the dealer nearest you. *Circle No. 6*

**Sloan Valve Co.** Royal, Dolphin, Crown, Navel, Flush Valves; deadpan washers; vacuum breakers; electronic lavatory and sink faucets. *Circle No. 46*

**Southwall Technologies.** Send to find out how Heat Mirror can open up your design options. For immediate help on a current project, call our Architectural Services Department (800) 365-8794. *Circle No. 62*

**Steelcase.** When you buy our desks, cabinets and bookcases, chances are good, their paint job is indestructible. Almost. *Circle No. 8*

**Steelite, Inc.** Steelite stands ready to be your single source for total building enclosures, from roofing and siding, vents and louvers, through skilled technical and field support. *Circle No. 44*

**USG Interiors, Inc., Acoustone.** At last, the elegant answer to sound control. Lightly textured FROST panels with FINELINE Grid have an STC range of 45 to 49. Send for more information. *Circle No. 2*

**United States Gypsum Co., Ext. Durock.** Enduring beauty in stucco-looks or textures in a spectrum of creative colors. Do it all, once and for all with DUROCK Exterior Finish Systems. *Circle No. 4*

**Varitronic Systems.** Send to receive more information about the remarkable new Merlin Express Elite. *Circle No. 26*

**Vistawall Architectural Products.** Vistawall's revolutionary new system, Mor::Front, will color the way you think about storefronts. Send for more information. *Circle No. 42*

**Wirbo Co.** Send today and find out all the benefits of Radiant floor heating. *Circle No. 98*

For product information and literature from advertisers in this issue of ARCHITECTURE, circle the appropriate numbers appearing on the advertisements.



*When beauty is as important as performance*

**Built-in refrigeration for homes of distinction.**

Offer your customers and clients a new elegance — the new Sub-Zero 500 Series featuring an exciting new Eurostyled molded white and glass interior, combined with the exterior beauty of true built-in refrigeration and reliability of a high performance system. □ Including the new 500 Series, Sub-Zero has over sixteen models of full-size and undercounter built-in refrigerators, freezers and icemakers available. □ All models feature a 24" depth which enables them to fit flush with most standard base kitchen cabinets and affords easy accessibility to all stored items. All models are designed to accept decorative exterior panels of virtually any material, providing complete flexibility in the kitchen design. □ Features include an outstanding refrigeration system, automatic icemaker, easy glide crispers, self-venting, automatic defrost and adjustable storage flexibility. Every Sub-Zero unit is completely test run at the factory for total performance before delivery.

All this is backed by Sub-Zero's new 12-year protection plan. Ask for details.



SUB-ZERO FREEZER CO., P.O. Box 4130, Madison, WI 53711 — 608/271-2233



*Model 532 combination refrigerator/freezer with new optional panelized grille*

*Model 501R refrigerator and Model 501F freezer*



*Model 550 combination unit featuring bottom drawer freezer*

*Model 561 combination refrigerator/freezer*

*For more information contact your Sub-Zero distributor or contact Sub-Zero.*

*All 500 Series models shown feature new Eurostyled interiors*


Circle 169 on information card

# DENS-SHIELD™ TILE BACKER FROM G-P. IT'S NOT JUST LIGHT... IT'S WATER-TIGHT.

The lightweight, water-resistant properties of the common duck feather make it one of nature's most perfect designs. At Georgia-Pacific, these same features served as our inspiration in the development of Dens-Shield™ tile backer.

## **Easier To Handle And Less Expensive Than Cement Board.**

Dens-Shield is a full 33% lighter than Durock® or Wonder-Board®—and far less expensive than cement board, as well. Because it's lightweight and easier to cut, Dens-Shield is easier to handle and easier to install. Dens-Shield gives the same 1 and 2-hour fire rating as cement board, yet saves you installation time, effort and cost—and no special cutting or drilling tools are required. Dens-Shield is also less brittle than cement board, so it's less



likely to chip or break—especially at the corners.

## **Tougher On Moisture Than Conventional Gypsum Board.**

Dens-Shield's revolutionary core consists of a unique gypsum material that provides greater water-resistance and dimensional stability. Fiberglass mats on the front and back add even more protection, and an exclusive water and moisture-resistant coating makes the face practically waterproof. Properly installed, Dens-Shield requires no additional water or vapor barriers to prevent moisture from entering the wall cavity.


Dens-Shield is ideal for use as a backer board for walls or ceilings in tile baths, showers, locker rooms, or other high-moisture areas. It can be tiled, painted or papered and



is available either 4' x 8' x 1/2" or 4' x 5' x 1/2".

Check out the light-weight, tough-performing alternative to conventional tile backer. Specify Dens-Shield—the revolutionary material inspired by one of nature's most perfect designs.

For more information and the location of the Georgia-Pacific Distribution Center or Sales Office nearest you, call 1-800-447-2882, ask for operator #1.

Georgia-Pacific   
**MORE POWER**  
*To you!*™

Circle 171 on information card