

An aerial photograph of a city, likely Berlin, showing a large, modern, curved building with a glass and steel facade under construction. The building is surrounded by older, multi-story buildings with red roofs. A red train is visible on tracks in the foreground. The overall scene is a mix of old and new architecture.

ARCHITECTURE™

August 2005 | \$8.95 USA | \$11.00 Canada

sauerbruch hutton architects raise
the green ante with Germany's
environmental ministry.

PLUS
BMW gets the Hadid treatment
Saucier + Perrotte expands the universe
Sustainable structure goes more than skin deep

CEILING SYSTEMS

[Between us, ideas become reality.™]


1-877-ARMSTRONG

WoodWorks™ Custom Veneer Curved Ceiling | The Investment Building, Washington, DC | Cesar Pelli & Associates, New Haven, CT

armstrong.com/woodworks



Beyond the traditional white ceiling is our expressive portfolio of WoodWorks™ and MetalWorks,™ designed to create high visual drama. Now you can make a lasting impression using the warm elegance of wood and the sophisticated exuberance of metal. And leave the ordinary to others.

beyond white



Armstrong®

Circle 1 or www.architecturemag.com/productinfo





TEAM




PLAYER.

Teamwork just got easier. Combine multiple file types into a single, searchable document. Share critical information more securely. View and respond to project feedback seamlessly. And get everyone on the same page. Acrobat 7.0. Try it for free at adobe.com/collaborate and see how much more your team can do. Better by Adobe.™



Center for Environmental Science
& Technology Management
Architect: Cannon, NY
Product: Preformed metal wall panels



WHERE METAL REALLY SHINES™



1997 AIA/Western NY
Design Award

It's high-end design with a very affordable material. Preformed metal wall panels are a great example of a continuously improved product that today is inspiring award-winning design.

Available in natural copper and zinc, or steel and aluminum featuring high tech coatings, preformed panels offer dramatic architectural possibilities and exceptional durability. There's also an ever-growing selection of panel shapes, sizes, textures and colors. All of which enable you to bring distinctive visual effects to any building at a surprisingly affordable installed cost. Plus metal is 100% recyclable.


Explore the design possibilities at our web site. There's information on metal's architectural advantages, green design, case histories, photos, news, related links and more. See where metal really shines at:

www.themetalinitiative.com

Circle 74 or www.architecturemag.com/productinfo



36 A walkway into Germany's colorfully glazed Federal Environmental Ministry in Dessau by sauerbruch hutton architects leads past an old industrial building that has been expanded with a swooping brick-clad addition and turned into the agency's library.



practice

21 GREEN DESIGN: ALL SKIN AND NO BONES

In the rush to sustainability, designers have ignored what holds it all together: *structure*.

BY LANCE HOSEY

27 RESIDENTIAL HOTELS: RETURN OF A GOLDEN OLDIE

Witness the revival of an old mixed-use hybrid—but one with plenty of new challenges.

BY ROBERT KLARA

30 FIRM | OVERHEAD: WHEN LESS ISN'T MORE

BY HUGH HOCHBERG

11 EDITORIAL

12 LETTERS


15 NEWS

72 VIEWS

80 PROTEST

Please turn the lights off before you leave the building.

BY JANE HOLTZ KAY



design

32 ON THE BOARDS

Museum of the History of the Polish Jews by Lahdelma & Mahlamäki; a spa by Antoine Predock and Predock_Frane; a cathedral by Skidmore, Owings & Merrill. EDITED BY ABBY BUSSEL

35 FRESH AIR AND SUNSHINE

36 GREEN ACRES

The firm sauerbruch hutton pays an unusual homage to the Bauhaus with a sinuous, highly efficient government building.


BY AARON BETSKY

44 FLUID INJECTION

BMW's—and the people who make them—flow through Zaha Hadid's new swoosh of a building. BY AARON BETSKY

52 QUANTUM GEOMETRY

Saucier + Perrotte Architects explores boundary spaces at a private Canadian institute for theoretical physics.



process

61 GOING WITH THE FAUX

Old-world artisanship plus a splash of new technology ferry a San Francisco building back to the nineteenth century.

BY ROBERT KLARA

65 A FASTER RIDE

Destination-based elevators take off in the United States.

BY KATIE GERFEN

67 TECH | RENDER ME 3-D

A novel lighting study run on real-time computer-game technology yields real time and cost savings. BY ANNA HOLTZMAN

68 SOURCES | BRICK AND STONE

69 SOURCES | FURNITURE

70 SOURCES | OVERHEAD DOORS

79 AD INDEX

Volume 94 Number 8

Architecture® (ISSN 0746-0554; USPS 009-880) is published monthly by VNU Business Media, Inc., 770 Broadway, New York, NY 10003-9595. Copyright 2005 by VNU Business Media, Inc. For subscriptions: Single copies [USA]: \$8.95. Single copies [Foreign]: \$11.00. 1 year: \$59.00. Canada: 1 year: \$69.00. Foreign: 1 year: \$199.00. Allow 4–6 weeks. Periodicals postage paid at New York, NY, and at additional mailing offices. Canadian Post International Publications Mail Sales Agreement No. 40031729. Printed in the U.S.A. **POSTMASTER:** Send address changes to *Architecture*, P.O. Box 2099, Skokie, IL 60076-7999. Send undeliverable Canadian Addresses to Deutsche Post Global Mail, 4960-2 Walker Road, Windsor, ON N9A 6J3


COVER | TABLE OF CONTENTS

Germany's Federal Environmental Ministry commissioned sauerbruch hutton to design its headquarters on a remediated industrial site in Dessau. The new building is steeped in sustainable materials and strategies. Images this page (left to right): Guy Nordenson's torqued towers proposed for the World Trade Center site; Zaha Hadid's BMW building; and a rendering tests courtroom lighting for the GSA.

COMING NEXT MONTH

The new and improved universal design | Report from Istanbul | Secondary schools by Marmol Radziner, John McAslan & Partners, and Behnisch, Behnisch & Partner | Trends in daylighting

PHOTOGRAPHS ON COVER: MICHAEL ERXLIVEN, ER+TE STAHL-METALLBAU; FACING PAGE: JAN BITTER; ABOVE MIDDLE: WERNER HUTHMACHER



SCHOOL OF ARCHITECTURE
Student ... Nurria Ybarra

hangout or cantilever?

80% of our graduates are working
in the art and design industry

SCHOOL OF
ARCHITECTURE
Masters Degree only

ACADEMY of ART UNIVERSITY
FOUNDED IN SAN FRANCISCO 1929
BY ARTISTS FOR ARTISTS

1.800.544.ARTS
www.academyart.edu



**REGISTER NOW FOR FALL-
CLASSES START SEPTEMBER 1**

79 New Montgomery St., San Francisco, CA 94105
Nationally Accredited by ACICS, NASAD, FIDER (BFA-IAD), NAAB - Candidate Status (M-ARCH)

Circle 230 or www.architecturemag.com/productinfo

PUBLISHER
GARY J. GYSS
ggyss@vnuuspubs.com
(646) 654-5756

SALES COORDINATOR
LISA Y. HANUKA
lhanuka@vnuuspubs.com
(646) 654-5754

**ADVERTISING SALES
MIDWEST**
DAVE HAGGETT
dghaggett@aol.com
(847) 934-9123

SOUTH
REGGIE LAWRENCE
reg_lawrence@msn.com
(404) 327-7770

SOUTH CENTRAL/MIDATLANTIC
TODD TIDMORE
attidmore@yahoo.com
(512) 477-3806

NORTHEAST
DAN BURKE
BurkeMediaGroup@msn.com
(732) 229-2771

**EAST COAST/CENTRAL LIGHTING
ACCOUNTS AND INTERNATIONAL**
CLIFF SMITH
csmith@vnuuspubs.com
(646) 654-4478

WEST COAST
GARY J. GYSS
ggyss@vnuuspubs.com
(646) 654-5756

CLASSIFIED/PRODUCT REVIEW
FATIMA RUIZ
frui@vnuuspubs.com
(646) 654-5763

NATIONAL ACCOUNTS MANAGER
BONNIE WATTS
bawatts51@aol.com
(360) 546-0391

ADVERTISING INQUIRIES
(646) 654-5754

**CUSTOMER SERVICE AND
SUBSCRIPTIONS**
(847) 763-9050
(847) 763-9037 fax
architecture@halldata.com

**FOREIGN AND CANADIAN
SUBSCRIPTIONS**
(847) 647-7987

BACK ISSUES
(847) 763-9050

**ADVERTISING/EDITORIAL
REPRINTS**

For details please contact:
Jackie Day
Valeo Intellectual Property
(651) 582-3800
jjday@valeoip.com

PERMISSIONS
For one-time use of our content,
as a full article, excerpt, or chart
please contact:
Barbara Grieninger
(646) 654-4675
bgrieninger@vnubusinessmedia.com

LIST RENTAL MANAGER
JOHN LOGIUDICE
Edith Roman Associates
Blue Hill Plaza, 16th Floor
P.O. Box 1556
Pearl River, NY 10965-8556
(800) 223-2194
(845) 620-9035 fax

**SEND ADDRESS
CHANGES TO:**
Architecture, P.O. Box 2099,
Skokie, IL 60076-7999

Real Estate and Design Media Group

Publications: Architecture, Architectural
Lighting, Commercial Property News,
Contract, Hospitality Design, Kitchen and Bath
Business, Multi-Housing News

© 2005 by VNU Business Publications USA.
No part of this publication may be reproduced,
stored in any retrieval system, or transmitted in
any form or by any means, electronic, mechanical,
photocopying, recording, or otherwise
without the publisher's prior written permission.

EDITOR-IN-CHIEF
C.C. SULLIVAN
csullivan@architecturemag.com

EXECUTIVE EDITOR
ABBY BUSSEL
abussel@architecturemag.com

ART DIRECTOR
CASEY MAHER
cmaher@architecturemag.com

SENIOR EDITOR
BAY BROWN
bbrown@architecturemag.com

MANAGING EDITOR
ROBERT KLARA
rklara@architecturemag.com

ASSISTANT EDITOR
KATIE GERFEN
kgerfen@architecturemag.com

CONTRIBUTING WRITER
ANNA HOLTZMAN

EDITORS-AT-LARGE
AARON BETSKY
BRADFORD MCKEE

CONTRIBUTING EDITORS
LAWRENCE W. CHEEK
ANDREI CODRESCU
THOMAS FISHER
RICHARD INGERSOLL
EDWARD KEEGAN
STEVEN LITT
VERNON MAYS
JOAN OCKMAN
CATHERINE SLESSOR
MICHAEL Z. WISE

EDITORIAL INQUIRIES
(646) 654-5766
(646) 654-5817 fax
info@architecturemag.com

GROUP MARKETING MANAGER
KEVIN MARTY
kmarty@vnuuspubs.com
(646) 654 7369

PRODUCTION MANAGER
VINCE HABICK
vhabick@vnuuspubs.com
(646) 654-7238

PRODUCTION INQUIRIES
(646) 654-7308
(646) 654-7318 fax

**INFORMATION MARKETING
MANAGER**
MIA SHELTON
mshelton@vnuuspubs.com
(646) 654-7268


**INFORMATION MARKETING
COORDINATOR**
BRIAN ALEXANDER
balexander@vnuuspubs.com
(646) 654-7208

vnu business publications
USA

President & CEO: Michael Marchesano
Chief Operating Officer: Howard Lander
Group Presidents: Robert Dowling (Film
& Performing Arts); Mark Holdreith
(Retail); John Kilcullen (Music & Literary);
Richard O'Connor (Travel, Performance,
Food Service); Michael Parker
(Marketing/Media & Arts) Vice Presidents:
Joanne Wheatley (Information Marketing);
Karen Palmieri (Manufacturing and
Distribution)

vnu business media

President & CEO: Michael Marchesano;
Chief Operating Officer: Howard Lander;
Chief Financial Officer: Joe Furey; President
- VNU Expositions: Greg Farrar; President -
eMedia and Information Marketing: Toni
Newitt; Senior Vice President/Human
Resources: Sharon Sheer; Vice
President/Business Management: Joellen
Sommer; Vice President/Communications:
Deborah Patton; Vice President/Licensing
and Events: Howard Appelbaum; Director of
Business Planning and Development:
Jonathan Gordon; Editorial Director: Sid Holt



Work the way you think.

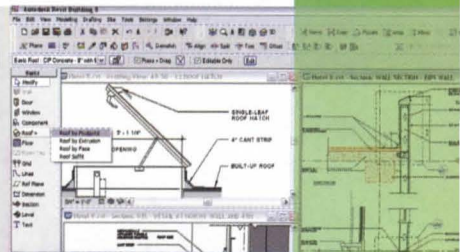
Idea:

Improve an architect's business by providing a more complete way to think about buildings, from design through construction.


Realized:

With Autodesk® Revit® Building software, design teams achieve superior documentation, more effective design coordination, and more productive collaboration. So clients are happier, you get more repeat business, and you're more profitable. Because it's created specifically for building information modeling, designing buildings and your work process with Revit Building can help you realize your ideas to compete and win. See how at autodesk.com/revitbuilding


Autodesk and Autodesk Revit are registered trademarks of Autodesk, Inc., in the USA and/or other countries. All other brand names, product names, or trademarks belong to their respective holders. © 2005 Autodesk, Inc. All rights reserved.



Autodesk



Water Jet Cutting...
cutting more intricate shapes and patterns.



Hanover® is known for its ability and willingness to meet the requirements of any design. Hanover® Architectural Products is proud to add Water Jet cutting to our line of profile and custom cutting services. Hanover's Abrasive Water Jet, controlled by exact CAD programmable settings, allows Hanover® to offer more intricate cutting. This will enable us to offer cutting services for the most distinctive patterns for logos, maps, entry ways, murals and special paving designs.

With the exactness that comes from the pinpoint cutting and precise CAD computer controls, Hanover's abrasive water jet cutting decidedly increases the accuracy over other more traditional methods of sawing. Arcs, circles, inside and outside radii are all cut with the same precision. Intricate patterns are duplicated distinctly, guided by the CAD programming. Multiple colored designs can also be accommodated. Custom cutting of Hanover® Products with custom colors and aggregate blends opens up endless possibilities.

Circle 71 or www.architecturemag.com/productinfo

HANOVER®
Architectural Products
www.hanoverpavers.com • 800.426.4242



CONSTITUTIONAL TYRANNY

BY C.C. SULLIVAN

Great news for ambitious developers and likeminded politicians: As of late June, it's *constitutionally okay* to invoke eminent domain in the name of boosting your local economy. (Cue: Joyous shrieks from economic development groups.) Does that mean that we should, as a society, allow the seizure of homes and businesses in order to improve the lot of a township or county?

Very rarely. Instead, for most Americans, the meaning of the recent Supreme Court decision in *Kelo v. City of New London* is that we should vote carefully for our political representatives and protest loudly when we disagree with their planning and policymaking. In the faded Connecticut town of New London, an act of pure tyranny forced the unlucky Susette Kelo—a middle-class woman living in a middle-class neighborhood—to fight through to the highest court in the land merely to assert her right to live where she grew up. A local referendum might have saved her, but her elected officials, in cahoots with powerful private forces and trying desperately to please a major pharmaceutical company, plowed over her house and those of her neighbors, their guns ablaze with fictional projections about inching up local tax proceeds and employment levels.

We've seen this all before. In Detroit circa 1980, the Poletown neighborhood was strafed to make way for a big GM auto plant. Michigan's Supreme Court allowed the use of eminent domain where there was: (1) no evidence of blight; and (2) no truly public use intended—two preconditions always invoked in precedents.

That was bad news for everyone: The Poletown decision, like the New London verdict, meant that "one's ownership of private property is forever subject to the government's determination that another private party would put one's land to better use," the Michigan judges wrote in a later decision. In fact, those words came in a reversal: a case in which a Wayne County airport tried to expand into adjoining neighborhoods. Although the huge project would have generated thousands of jobs and hundreds of millions in taxes, those benefits could not outweigh the owners' rights except under very specific conditions, said the state court.

Not so in New London. All the local leaders had to do was foresee higher tax revenues, and soon their chums in private economic development were redlining homes to make way for fashionable condominiums, luxury offices, and a trendy hotel. As urban planner and educator Jerold S. Kayden wrote recently, "It is important to draw a distinction between the *constitutionality* and the *wisdom* of using eminent domain for economic development." (The emphasis is original to his excellent article in the current issue of *Harvard Design Magazine*, published pre-*Kelo*.) Kayden's words make this point powerfully: The only way that the Susette Kelos of the world can consider their property sacred is to elect wise leaders—those who promise to forever protect their citizens from tyrannical planning.

CULTIVATING DESIGN-SAVVY GOVERNORS

More sensible planning on a regional level requires attention from wise governors, too, as the National Endowment for the Arts knows. Last month, the NEA announced its new "Governors' Institute on Community Design," an effort that—like the NEA's successful, 20-year-old Mayors' Institute on City Design—will push political leaders to better direct new development.

If the record of the mayoral program is any indication, this first major initiative launched by NEA's director of design, Jeff B. Speck, is a strong move. Building upon the progress some states have made with smart-growth, sustainability, and "livability" programs, Speck will bring governors to one-day workshops conducted by design experts and former state leaders. There, the NEA and an unexpected partner—the EPA—will work to persuade state officials to fight sprawl, protect watersheds, improve transit planning, and elevate the quality of public design in everything from housing to parks.

The key for the NEA (and each state) is to effect change in a timely way. But Speck has a tiny budget that will only let him schedule a few workshops each year. Too bad. The Governors' Institute has vast potential, and NEA's chairman, Dana Gioia, should push for better funding of his admirable new program. ■

Architecture's P/A Awards jury wants to see your best work. So hurry. The deadline for the world's most-anticipated design-awards program is August 26. Visit architecturemag.com for details.

Pathways® Architectural Solutions. Intelligent, sustainable, affordable.

It's a fact: Construction and demolition wastes comprise about 40% of the total solid waste stream in the U.S. But until now, it's been difficult to create aesthetically pleasing, economical spaces without drywall and fixed construction elements. Finally, there's an alternative you and your clients will love: Pathways Architectural Solutions, a complete portfolio of walls, floors and wiring designed to work together. Here are the kind of results you can expect from this flexible interior solution, compared to traditional construction:

- Breakeven within 24 months
- 100% reusable — no landfill waste
- 30% less time for initial build-out
- 50% faster reconfiguration
- Pathways Access Floor, with under-floor air, can cut HVAC energy costs 30%
- Up to 70% faster installation of Pathways Modular Power and Zone Cabling
- Pathways Privacy Wall provides acoustics superior to drywall
- Lighting solutions from Lightolier® can produce energy savings of over 50%

To learn more about a smarter way to build for the future, visit us at steelcase.com/products/architectural_solutions.

Steelcase®

©2004 Steelcase Inc.

Talk on the block

Peter Eisenman's creation [June 2005, page 38] seems yet another of his overintellectualizations and an effort to convince people of what Berlin's Holocaust memorial should mean, when in fact it ends up looking very much like a giant Nazi video game.

Constantine L. Tsomides

Newton Upper Falls, Massachusetts

A \$32 million heat sink in the middle of Berlin: Why couldn't they just have planted \$32 million worth of trees and hired a landscape architect to organize them in a grid format?

Dan Lawrence

Gaffney, South Carolina

A world of trouble

Great editorial on the World Trade Center fiasco [June 2005, page 15]. The elegance of the design for the Drawing Center building is in sharp contrast to the overall site "master plan" and its results. The recently published latest scheme for the first tower only amplifies your points.

Adam Gross

Baltimore


AN OPEN LETTER ABOUT THIS PLAN FROM N.E.A. DESIGN DIRECTOR JEFF B. SPECK IS AT WWW.ARCHITECTUREMAG.COM.

Get out of town

Richard Carson's Protest, "The Tyranny of the Urban Majority" [June 2005, page 87], is just a warmed-over version of the tiresome 'red state versus blue state' schism. In his bigoted, vitriolic tirade, Carson attempts to defend McMansion development not by outlining its benefits but by painting its detractors as SUV-driving, Starbucks-swalling "urbanists." If he wants to blame urban dwellers for a litany of ills, then he'd better back it up with some citations, and leave the fatuous name-calling to the politicians.

Kate Voshell

San Francisco



06 | 2005 ↑

In answering his own question, Richard Carson says, yes, gluttonous urbanists owe him and his ruralist brothers money. Urban areas pay more in federal taxes than do rural areas, which receive more federal money. I ask the author to deduct a portion of that difference from our bill.

Mark Zatopek

Austin, Texas

Double the fun

Your May 2005 issue was great. In one issue, trendy clashes with bad-boy wit via Robert Venturi and Denise Scott Brown—a manifesto reducing the mode of the day, "neo"-modernism, to a mere style revived from the past and proliferated by the loyal flock. And then, throw in Bernard Tschumi, the champion of twentieth-century situations and manifestoes. I have renewed my subscription with enthusiasm. Keep up the spirited debate.

Stephen Berry

Youngstown, Ohio

CORRECTION

The Great Harbor Design Center [July 2005, page 42] was cancelled and should not have been identified as a commissioned project.

DON'T JUST DRAW, WRITE!

Managing Editor, *Architecture*, 770 Broadway, New York, NY 10003; or rklara@architecturemag.com

The biggest difference between your office and this one?
You can change this one without a sledgehammer.

© 2004 Steelcase Inc.



Pathways® Architectural Solutions
Walls, floors and wiring that are moveable, sustainable, economical.
Truly, the smarter way to build for the future.
800.333.9939 www.steelcase.com

Steelcase

Do what you do better.™

**If you look real close you can see 25 years
of fire-rated glazing experience reflected in it.**



SCHOTT PYRAN® fire-rated glass-ceramics are an architect's best friend.

PYRAN® is everything you've been looking for in fire-rated glass. It's fire-protective, impact-resistant and, aesthetically speaking, quite fetching. PYRAN® Crystal offers the highest standard of clarity, transmission and true color rendition. And PYRAN® Star is both beautiful and economical. PYRAN® is available with a surface applied film, laminated or polished. It comes in large sizes and is easily accessible through distributors, fabricators and glaziers. For new construction or retrofit, spec the glass with a loyal following among fire professionals – PYRAN®.



Home Tech
SCHOTT North America, Inc.
Phone: 502-657-4417
Fax: 502-966-4976
E-mail: pyran@us.schott.com
www.us.schott.com/pyran

©2005 SCHOTT North America, Inc.

® PYRAN is a registered trademark of SCHOTT AG, Mainz, Germany

SCHOTT
glass made of ideas

FREEDOM TOWER REDO DRAWS FIRE


As has been widely reported, the redesign of the Freedom Tower, the centerpiece of the World Trade Center (WTC) site redevelopment in Lower Manhattan, was unveiled in late June. Sent back to the drawing board by the security-conscious New York Police Department two months prior, Skidmore, Owings & Merrill partner David Childs's revised design features a deeper setback from the street (90 feet instead of 25) and a 200-foot-tall, nearly windowless steel-and-reinforced-concrete base, designed to better withstand truck bombs and other threats.

The most volatile aspect of the new design, however, was the critical backlash. The architectural community took one look at the new scheme, drew in a collective breath, and came out swinging.

Nicolai Ourousoff, architecture critic for the *New York Times*, wrote that the redesign "evokes a giant glass paperweight with a toothpick stuck on top," but at the same time expressed compassion for Childs, who "was forced to redesign the tower on the fly." Other critics showed no such sympathy, and architecture blogs were host to a flood of vitriolic remarks.

But despite this outpouring of negative rhetoric, the Lower Manhattan Development Corporation (LMDC), responsible for the redevelopment of the WTC site, remains stubbornly optimistic. "This design has been received favorably in many circles," counters Stefan Pryor, president of the LMDC. "As the governor and mayor have suggested, it represents the iconic symbol that people are looking for to restore the Manhattan skyline. We are confident that its reputation will only grow in strength as time goes on."

On a site that inspires so much emotional response from local and national onlookers, designing a building that is readily and universally accepted is an impossible feat. Now that the final design has been set, it's clear that the controversy and tension surrounding the site casts a longer shadow than the 1,776-foot Freedom Tower itself ever will. **Katie Gerfen**



Renzo Piano's Zentrum Paul Klee opened to the public earlier this summer, nestled among the cornfields along the agricultural edge of Bern, Switzerland. The undulating glass-and-steel roof gives the \$86 million, 28,000-square-foot museum the appearance of three rolling hills, reminiscent of the painter's minimalist abstract forms. The ticket desk and an auditorium for lectures and musical performances occupy the largest volume; a permanent collection of 4,000 of the Bern artist's works resides in the center; and offices are situated in the third.

Paver Quiz

How often should you expect to replace clay pavers in a city sidewalk?

Paver sidewalks are typically serviceable beyond 40 years – and in Boston's case – 200 years and counting.

For all the technical paver information you need, go to our new website. A completely comprehensive resource when you are specifying pavers. Or to talk to a human, contact our paving engineer at 703-674-1540.

www.gobrick.com/pavers/architect



Real pavers are made of brick.

Roof Products, Inc. for Unique Roof Accessories.



EQUIPMENT ACCESS CURB

Allows full access through the roof for easy removal or change-out of interior equipment. Ideal for water treatment plants, supermarkets and other facilities where cumbersome equipment is housed. After roofed in, the special structural curb is installed with reinforced, removable covers with attached lifting lugs.




INTERIOR SKYLIGHT SAFETY SCREEN



OSHA approved! Interior Safety Screen mounting, instead of exterior mounting, eliminates additional jobsite labor because the screen is built into the RPI structural curb. Saves cost, provides clean exterior look, and offers maximum security against entry. Curb can be manufactured to any bar joist spacing, which eliminates reinforcing. RPI can also supply the skylights, or, just the screens to be mounted inside existing curbs.



... and, of course, your source for
Structural Curbs
for proper support



ROOF PRODUCTS, INC.

Chattanooga, TN • Phoenix, AZ

CALL TOLL FREE 1-800-262-6669

www.rpicurbs.com e-mail: rpicurbs@comcast.net

Circle 214 or www.architecturmag.com/productinfo

BUILDING COSTS GOING BALLISTIC?

The road to the construction site is often a rocky one, but that's going to be true in more ways than one, judging from producer-price index figures released in late July by the Bureau of Labor Statistics. According to Ken Simonson, chief economist for the Associated General Contractors, the construction trades—and, by association, architects and their clients—are going to have a rough time in coming months, as spiking costs for certain materials are passed on to building owners and developers, while costs for other critical materials waver unpredictably.

The Bureau's statistics paint a challenging picture: Dizzying climbs in the price of materials like cement (more than 12 percent over the past year due to increased demand and flat supply) accompany highly volatile prices for crude oil—the petroleum-based derivatives of which sway construction costs in everything from the making of plastic piping to gassing up the tanks of delivery trucks. "Nobody knows where crude prices are going," Simonson observes. "And a lot of trucking companies are already adding fuel surcharges."

Amid this turbulent ride comes a drop in steel prices, triggered by reduced costs for ore and scrap—the latter down 22 percent in the past year. And while this is good news, it's expected to do little to quell fears of price volatility, especially since "the contractor doesn't have much time to shop around," Simonson says. **Robert Klara**

⇒ On July 25, Santiago Calatrava and his client, developer Christopher T. Carley, announced plans to build a mixed-use high-rise tower near Chicago's Navy Pier. If it passes the city's planning commission in its current form, the 115-story, \$500 million tower will be 2,000 feet tall when measured to the top of its 542-foot spire. At that height, it would best both the Sears Tower (1,729 feet) and the proposed Freedom Tower in Manhattan (1,776 feet) to become the nation's tallest building.

⇒ The British Antarctic Survey has chosen the London-based team of Faber Maunsell and Hugh Broughton Architects for the Halley VI research station to be built on the Brunt Ice Shelf in Antarctica. The competition-winning design (March 2005, page 32), which features ski-like feet, can be moved by bulldozers in case it needs to be relocated. On-site assembly of components prefabricated in England is expected to start in early 2007 during the region's two-month-long summer, and will culminate in a hand-over to scientists in December 2008.

RICHARD SOLOMON, 1943-2005

Noted architect and educator Richard Solomon, who headed up Chicago's Graham Foundation for Advanced Studies in the Fine Arts, died July 14 from complications of cancer treatment. He was 62.

Educated at MIT and Yale, Solomon had served as Graham's director since 1993.

An influential and intrepid institution, the 49-year-old foundation funds architectural projects, research, and publications such as a study of Quonset huts in Alaska and, last year, a contest to re-envision Chicago's lakefront, which yielded submissions such as a floating park. Under Solomon's leadership, the foundation also gave millions of dollars to numerous preservation projects.

"Richard will be long remembered for his wisdom, fairness, optimism, and undaunted spirit," the Graham Foundation eulogized on its web site. "His broad vision and universal interests transformed the work and lives of innumerable people in Chicago and around the world."

Prior to taking the organization's helm, Solomon served as editor of the Chicago-based *Inland Architect* magazine and taught architecture at the University of Illinois. He was in private practice between 1977 and 1984. **Robert Klara**



Paver Quiz

What is the minimum recommended thickness of paving brick for vehicular traffic?

2¼". Light traffic pavers can handle all except the heaviest of traffic loads.

For all the technical paver information you need, go to our new website. A completely comprehensive resource when you are specifying pavers. Or to talk to a human, contact our paving engineer at 703-674-1540.

www.gobrick.com/pavers/architect



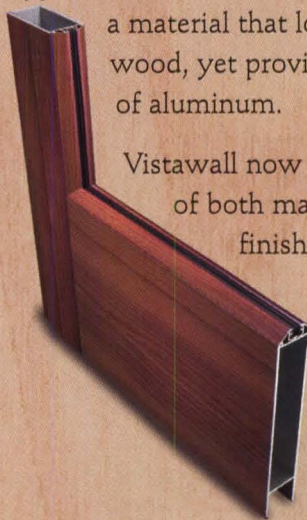
Real pavers are made of brick.

LOOK CLOSELY. IT'S NOT WOOD.

Introducing Natura™. Aluminum inspired by nature.



Natura™ finish is aluminum that provides everything you love about beautiful wood. Our process creates a natural wood-grain appearance that is baked into the finish for a material that looks as good as wood, yet provides all the benefits of aluminum.



Vistawall now offers you the best of both materials in ten wood finishes.

Go with the grain.


VISTAWALL®
ARCHITECTURAL PRODUCTS

800-869-4567

natura@vistawall.com

Circle 204 or www.architecturemag.com/productinfo

PIERRE EL-KHOURY, 1930-2005



One of Lebanon's most prolific and respected architects, Pierre El-Khoury, died last month at 75. Sheikh Pierre, as he was called, was trained at the École des Beaux Arts in Paris, and like many architects of his generation, developed a portfolio that included modernist work as well as more traditionally inspired projects, including a number of preservation efforts.

For Khoury, it was the site that presented the main challenge in a design. His own 1959 home in Yarze, Lebanon, vies with Wright's Fallingwater for its skillful integration with its distinctive natural setting. He also had an abiding interest in places of worship, having designed several churches, monasteries, and convents. The Basilica of our Lady of Harissa, a monumental, swooping mountaintop structure that juts out over the Jounieh Bay in the capital, is one of Khoury's most notable projects. He did maintain a mastery of diverse building types, however. His Roumieh Prison with its elaborate interconnected set of triangles and hexagons exemplifies the architect's breadth of ability.

Khoury was also a celebrated urban planner, having both designed new towns and participated in the renewal of a number of Beirut neighborhoods. While he did ascend to the post of minister of public works in the 1980s, it was conceiving unique solutions for each new site that propelled him. Of the more than 200 different projects he authored, there are few cookie-cutter solutions among them. In the end, his most significant legacy is arguably the many younger architects he mentored, whose own buildings now dot Beirut's cityscape. **Bay Brown**

⇒ Las Vegas is going green. In June, Nevada Governor Kenny Guinn signed into law a bill requiring all new state-funded projects to meet LEED certification or equivalent standards, effective immediately. Buildings that attain a silver rating will be eligible for tax credits or abatements for up to ten years after construction. Following in the footsteps of Washington, which adopted similar standards in April, Nevada is only the second state to adopt such a codified sustainable-building standard.

⇒ The AIA has selected New Orleans and Alexandria Township, New Jersey, for an expansion of its Sustainable Design Assessment Team, a community-assistance program (June 2005, page 19). The goal is to help these locales, in addition to five other cities chosen in April, to improve their environmental, economic, and social sustainability.

⇒ Last month, the ASID released a report that evaluates the personnel and project makeup of small- and medium-sized interior design firms. It was determined, after a survey of 405 firms, that two-thirds of all interior design businesses in the United States are sole practitioners or small firms, and that about half of all the commissions these firms undertake are renovation projects, while about 80 percent are residential. The report is available for purchase at www.asid.org.

⇒ Robert Murase, a noted landscape architect in the Pacific Northwest, died on July 18 at the age of 66. A former professor at the University of Oregon, he was best known for his design of the Garden of Remembrance in Seattle. Murase completed dozens of projects characterized by a Japanese influence over the course of his 40-year career. The designer's 23-year-old Seattle- and Portland-based firm specializes in urban design, planning, and landscape architecture.

⇒ In late July, Holland, Michigan-based contract furniture giant Haworth announced the appointment of Franco Bianchi, formerly director of Haworth's operations in Italy, as president and CEO. He succeeds Dick Haworth, who will remain with the company as chairman of the board.

Paver Quiz

Herringbone, basketweave, stacked bond or running bond – which pattern is best for vehicular traffic?


The herringbone pattern best resists the forces of vehicular traffic. For all the technical paver information you need, go to our new website. A completely comprehensive resource when you are specifying pavers. Or to talk to a human, contact our paving engineer at 703-674-1540.



www.gobrick.com/pavers/architect

Real pavers are made of brick.

America's One Source For Unique Projects



Columns

Medallions

Bases

Retaining Walls

Scrolled Brackets

Balustrades

Piers

Stairs

Panels

(800) 388-8728 - www.wausautile.com

11th Street Project - Chicago, Illinois

1953
SINCE 

Wausau Tile America's One Source

Circle 164 or www.architecturemag.com/productinfo

GREEN DESIGN: ALL SKIN AND NO BONES?

In the rush to sustainability, designers have ignored what holds it all together: *structure*. by Lance Hosey

The relationship between envelope and structure has informed every significant architectural development in every culture since the dawn of construction. Today, sustainable design has become a strong force in global architecture, but so far it has concentrated on only one of these systems and neglected the other. In the last decade, considerable progress has been made with façade technology: phototropic sunshades, energy-producing cladding, light-activated glass, thermally activated metals, and even pollution-absorbing paint. Skins can now react and adapt to changing climate conditions, while on the interior, environmental innovation has concentrated on M/E/P systems and material content, which mostly affect occupant health and comfort and energy performance, having little impact on visible architecture. But under the surface, structure has not changed much. By focusing almost exclusively on the skins of buildings, while virtually ignoring their bones, proponents of sustainable design have overlooked one of the most important determinants of architectural form.

Many very talented engineers have been silent on the topic of sustainable structural design, and the U.S. Green Building Council (USGBC) is not particularly vocal either—its LEED rating system treats structure only indirectly, through guidelines for material use. Not surprisingly, projects certified through LEED rarely show much structural innovation; likewise buildings honored by the AIA's Committee on the Environment (COTE) are typically built around conventional structural frames.



SUSTAINABILITY TRUMPS DESIGN

Portuguese engineer Fernando Branco, author of the article, "A Structural Engineer for the 21st Century," says that the primary goal of sustainable structures is to reduce the amount of new material used in buildings in order to avoid depleting resources unnecessarily. He argues for two strategies—increasing longevity by using durable materials and avoiding

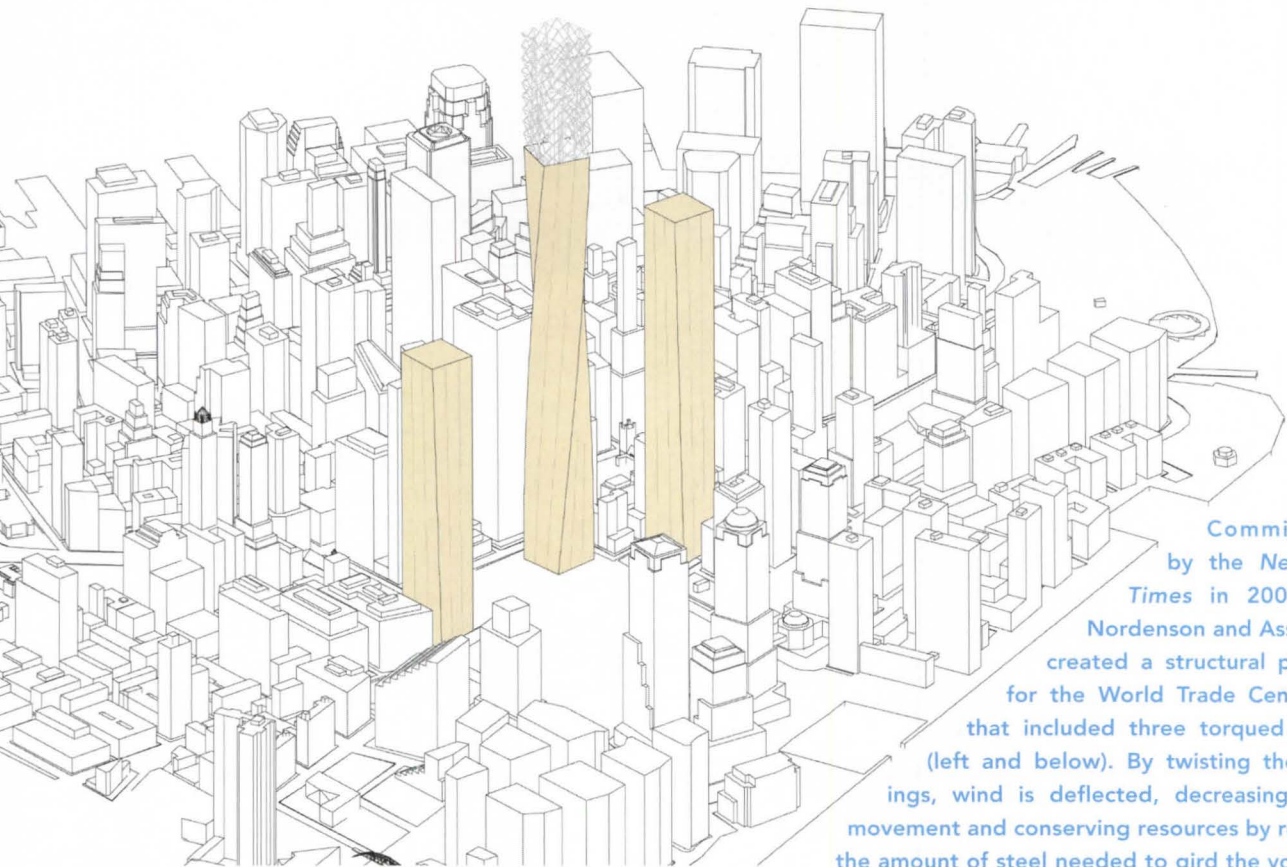
virgin harvesting by specifying recycled products. (A third demountable and reusable building elements, has also been practiced by architects like Australian Glenn Murcutt.) Yet these methods don't exactly inspire architects to think about form and space. In general, many designers remain indifferent to green building as most strategies do not represent an aesthetic agenda. In other words, sustainable design seems to be more about sustainability than design.

The structural potential of sustainability has yet to be explored fully. If a primary goal is to use fewer resources, one way to accomplish this is to rethink the relationships between material and form. Environmentalist and retailer Paul Hawken, author of *The Ecology of Commerce*, describes sustainability as "doing more with less," a statement not so different from Mies van der Rohe's mantra, "Less is more." The similarity is ironic, since many green designers see modern architecture's rejection of traditional passive design strategies as a fundamental source of the problems they are now trying to correct. However, like modernism, sustainability can transform new structural technologies into an architectural vocabulary.

In common practice, standard structural members (columns, beams, studs, and the like) are overdesigned, not just in size, but also in shape, to aid assembly. The rectangle, the most common shape in construction, is inherently inefficient for carrying loads. We build orthogonally not to enhance performance but because production techniques, such as metal extrusion, favor simple forms. The modernist fascination with simple geometry was not about efficient design—it was about efficient fabrication. As Mies himself wrote in his 1924 essay, "Industrialized Building," "the industrialization of buildings constitutes the core problem of our time." By embracing plate glass and steel sections, he glorified the production of materials. In this sense, the modernist edict should have been "form follows industry."



Designed by Grimshaw Architects, this education center now under construction is part of the Eden Project, a high-tech botanical garden in England. The wooden structure gains dynamic stability through its swirling lattice, echoing the morphology of the very plants in Eden's biomes.




Commissioned by the New York Times in 2002, Guy Nordenson and Associates created a structural proposal for the World Trade Center site that included three torqued towers (left and below). By twisting the buildings, wind is deflected, decreasing lateral movement and conserving resources by reducing the amount of steel needed to gird the volumes.

A FABRIC-FORMED ALTERNATIVE

The machine aesthetic's forms do not match their functions. The stress and strain on a beam is not consistent along its length, so an extruded section is unnecessary and, from an environmentalist point of view, wasteful. Varying the beam's shape is more efficient for performance.

This is exactly what Mark West, director of the Centre for Architectural Structures and Technology at the University of Manitoba in Canada, is doing in his experiments with fabric-formed concrete. While concrete itself is capable of taking on virtually any shape, it is limited by conventional formwork, which is rigid and modular. However, textile molds can achieve forms that are at once more complex and cheaper and easier to assemble. For a typical beam, this technique uses up to 300 times less volume and weight in formwork material and half the concrete of an equivalent rectangular beam. The resulting fluid form, according to West, "places material only where it is needed and uses that material at optimum stress levels at every point along its span." With such methods, form finally does follow function.

The goal of such techniques is self-sustaining form—geometry that enhances structural and material integrity through the conservation of resources. The idea in itself is not new: Nearly two centuries ago at the University of Virginia, Thomas Jefferson used form to reduce material and increase strength



in his famous serpentine brick garden walls, whose undulating shapes required only one layer of brick instead of two. And while conventional wisdom holds that the architecture of Antonio Gaudí was merely expressive skin wrapping simplistic bones, in actuality his understanding of geometry was visionary. The twisted columns of the Sagrada Familia, for example, are a tour de force of structure and material. Yet, these examples from history seem to have escaped the notice of most green designers.

This is curious, given that many environmentally minded architects are influenced by R. Buckminster Fuller, whose concept of "ephemeralization" called for the minimizing of materials.

ENGINEERING NEW FORMS


Examples of these strategies among contemporary designers are rare but compelling and mostly come from engineers, not architects. New York structural engineer Guy Nordenson has combined vertical and lateral load systems by

experimenting with torqued forms not unlike Gaudí's. In his projects with Nicholas Grimshaw, Richard Rogers, and Shigeru Ban, Craig Schwitter of Buro Happold's New York City office has explored ways to optimize volume through alternative materials like the timber thinnings he used in the Weald & Downland Museum in Sussex, England. Grimshaw's Eden Project, a state-of-the-art botanical garden in Cornwall, England, is a recent example of these new forms. In the first

Elements.



Of Design.



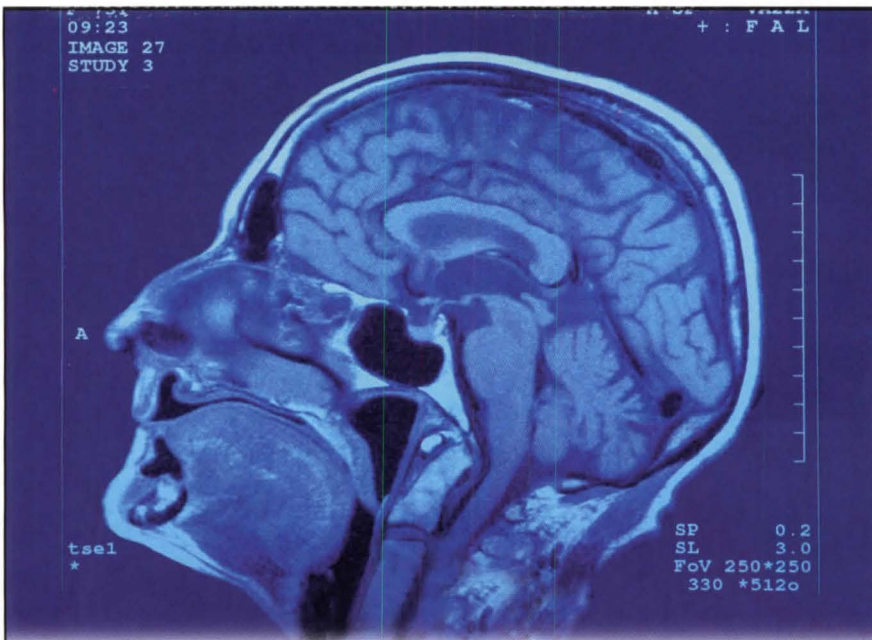
Introducing Benjamin Moore® Studio Finishes™ Products.

Now Benjamin Moore lets you add another dimension to your design projects. Give color new depth with dramatic textures, glazes and effects. The Studio Finishes™ line gives you everything from shimmering metallics to unique textured finishes, letting inspiration take shape, form and expression. Benjamin Moore and you — taking design to a whole new level.

Circle 79 or www.architecturemag.com/productinfo

©2005 Benjamin Moore & Co. Benjamin Moore and the triangle "M" symbol are registered trademarks and Studio Finishes is a trademark, licensed to Benjamin Moore & Co.


Benjamin Moore
benjaminmoore.com




Made Possible by Bilco

MRI machines have changed the face of medicine. They allow physicians to quickly make a thorough diagnose without the need for costly and even painful exploratory surgery. Installation of these large machines however can be a challenge for design professionals. They're too large to fit through most doorways and have even more trouble

with elevators.

While we obviously can't take credit for MRI technology, Bilco roof hatches do provide an ideal solution to this installation problem. They can be specified in just about any size to accommodate even the largest equipment and feature easy operation, and durable, weather-tight construction.



Bilco, Your Source for Specialty Access Solutions



For more information on our products or help with your next design problem, call (203) 934-6363 or log on to www.bilco.com

In a University of Manitoba project, a lightweight, ribbed T-beam (left) is cast from fabric, using considerably less concrete than a rectangular beam designed for equivalent strength. For the Weald & Downland Museum in England, designers used simple bent oak laths to efficiently span a large workshop area (right).

phase, eight interwoven domes built of steel icosahedral space frames and clad in a lightweight ETFE polymer foil rely on one another's "shell action" for strength. The vast structures pick up where Fuller's geodesics left off. An even more visually striking building is currently being constructed at Eden; developed along with engineers from Buro Happold and SKM Anthony Hunts, Grimshaw's education center achieves dynamic stability through novel form, a swirling lattice emulating spiral plant morphology. The architect's reference to the project as "an exercise in efficiency" is modest, for the project represents the future of architecture.

But sustainability may never realize its full potential as an architectural agenda until it addresses the question of structure. By inventing ways to optimize the relationship between form and material, designers can both respect natural resources and create novel geometries that could revolutionize architecture.

Architect Lance Hosey is a principal with the Washington, D.C.-based architecture firm Envision, a practice focused on environmental innovation.



Lead Times

Budget Pricing

Fixture Selection

Application Guidelines

Designing *with* LIGHT

Are you designing with light?

Now there's an easier way. At www.designingwithlight.com you can explore architectural lighting solutions, get budgetary pricing, lead times, fixture schedules and application guidelines – all in a personalized project workspace.

While visiting, also request our new visual selection catalog for **Designing With Light**.

© 2005 Genlyte Group LLC. All rights reserved.

www.lightolier.com

Circle 56 or www.architecturemag.com/productinfo

LIGHTOLIER®

BELDEN

THE BELDEN BRICK COMPANY

Canton, Ohio / (330) 456-0031

www.beldenbrick.com

An ISO 9001:2000 Registered
Quality Management System



Colors

Belden Brick is available in a world of colors including soft whites and creams, golden buffs and dusty tans, delicate pinks and cinnamon reds, chocolate browns, pewter grays and coal blacks. With so many colors to choose from your options are truly endless. Here is a small sample of over 200 color ranges, 13 textures and 16 different sizes.

Landmarks in Brick

Sizes & Shapes

More sizes mean lower wall costs. With as many as sixteen different sizes to choose from Belden has the size you need. Plus, Belden has made thousands of special shapes to provide special details for individual projects. Need an "impossible" shape for your project? Then call Belden Brick and learn how the impossible can become reality.



Textures

Belden Brick offers thirteen different textures that range from silky smooth finishes to rugged randomly textured styles. Each texture can make its own distinctive contribution to the visual impact you seek.



RESIDENTIAL HOTELS: RETURN OF A GOLDEN OLDIE

Witness the revival of an old mixed-use hybrid—but one with plenty of new challenges. by Robert Klara

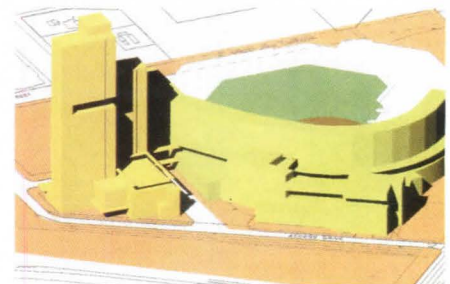
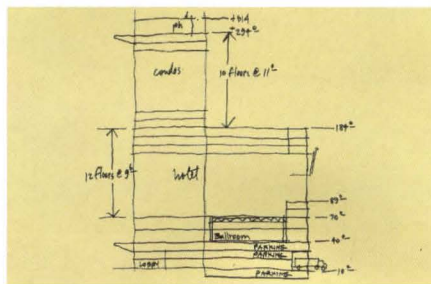
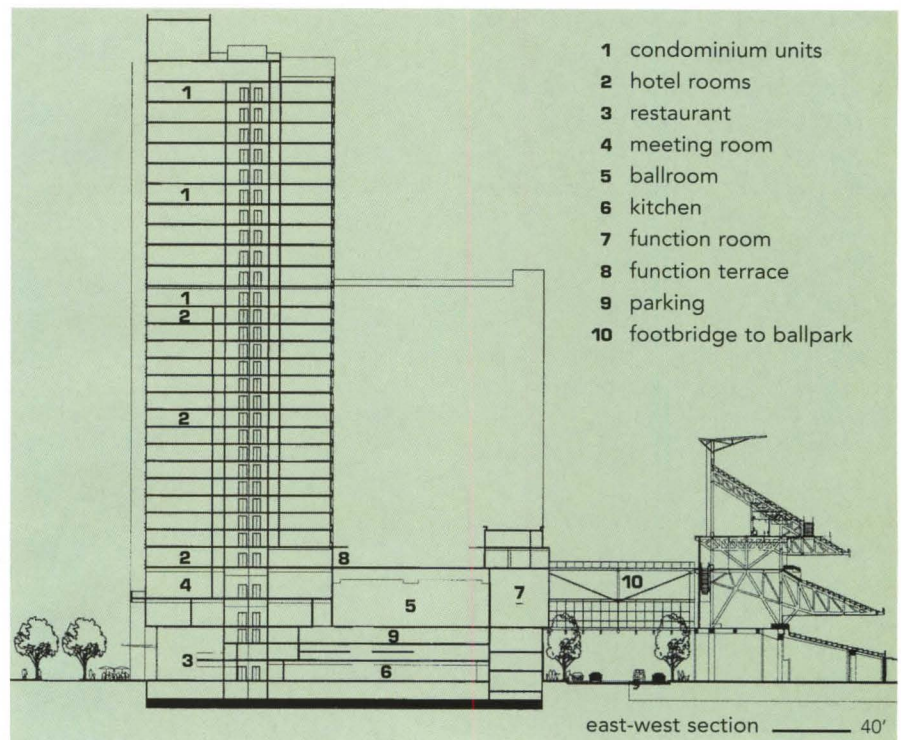
When the Glenn Miller Orchestra struck up its signature tune *Pennsylvania 6-5000* at New York City's Hotel Pennsylvania during the sultry summer of 1940, most people in the audience knew that the song's name was also the hotel's phone number. But the title was actually a whole lot more personal than that: It was also the phone number of Miller himself, as well as that of his brass and string sections—because the band members didn't just play the hotel, they lived there, with their families, full time.

Today, the notion of taking up residence inside a hotel seems lost to Miller's era; somewhere along the line, hotel living went the way of tube radios and Packards. Yet recent years have witnessed a resurgence of the idea—either in the form of renovations or new developments—this time within a mixed-use model. From New York City's Trump International Hotel and Tower by Costas Kondylis and Partners with Philip Johnson (1997) to the imperious new InterContinental Boston Hotel and Residences designed by Elkus/Manfredi Architects (set to open in 2006), it's increasingly clear that the wealthy are, once again, choosing the concierge desk as their new front stoop.

GO WEST

That's been true on the eastern seaboard, at any rate, and in Chicago too, where the Park Hyatt by architect Lucien Lagrange has hosted condominium residents on its upper floors since opening in 2000. Now, however, a number of high-profile developments on the West Coast have clearly signaled residential/hotel mixed-use as a phenomenon with national implications, which has given a number of design firms an early and vigorous education about the demands and vagaries of this retro breed of housing stock.

"The Pierre and the Waldorf had this model in Manhattan 60 or 70 years ago, but it didn't hit the West Coast until recently," observes Mark Hornberger, principal with the San Francisco-based



While the envelope of Hornberger+Worstell's Omni San Diego suggests homogeneity, a complex program lies within. Shared amenities (including access to a ballpark) cluster on the bottom six floors; hotel rooms stretch up to level 21; and condominiums occupy the floors above.

firm of Hornberger+Worstell, which recently completed the 32-story Omni San Diego, boasting 500 hotel suites and 37 condominium units in a mixed-use melange that thematically links internal amenities like party suites with external ramp access to a new sports arena. And in Las Vegas, there's Bergman, Walls & Associates' hotel and condominium tower for Donald Trump, which, at 64 stories, will be the tallest on the Strip when it opens in late 2006.

Meanwhile, over in San Francisco, more mixed-use projects are joining the skyline: The St. Regis Hotel by

Skidmore, Owings & Merrill (SOM)—featuring 260 hotel rooms and 102 condominium units in a 42-story tower set to open in 2007—and the Four Seasons Hotel and Residences, open since 2001. And if the owners of the Fairmont get their way, that historic hotel will have nearly 40 percent of its rooms converted into condominiums in a few years.

Why is mixed-use back in vogue? Matthew Hall, a director with New York City-based Millennium Partners, developer of the Four Seasons in San Francisco, says it's a combination of sociodemographic trends and hard-

core financial realities very similar to what's been seen in East Coast cities for a number of years. "People are moving back into cities, and by branding with a hotel, we can provide the very best in *luxury services* to full-time residents," he claims. "In addition, it's very difficult for a stand-alone hotel to get financing now. But by having the revenue of the condo sales, the banks understand we're going to generate income quickly so we can pay down the loan."

THE RESIDENTIAL STEPCHILD

For architects, the residential hotel has presented both new opportunities and unique challenges that serve to fully engage a firm's creative energy. "Architecturally, what I find really compelling about these hybrid towers is that they allow you to develop a richness and much more elegant proportions than you'd have with a single-use office building," says Craig Hartman, design partner with SOM, whose St. Regis tower (right)—"a woven tapestry of precast skin wrapped around a glass shaft, topped by a glass crown that glows like a lantern"—seems to erupt from behind the 10-story Williams Building, a 1906 masonry structure that's been grafted onto the project.

Yet even as mixed-use buildings like these are allowing architects to push certain boundaries, they also press a unique set of demands on the designer's shoulders. Architects, in sum, have found themselves in a bit of a Catch-22: The new buildings must find ways of sharing amenities in a manner that will benefit both uses, yet also maintain distinct identities that do not impinge on each other. "What you must do is allow the hotel to have its identity and not have the residential be the weak stepchild," Hornberger points out. "But you also have to boost the rate of residential occupancy by offering linkages with the hotel. It's a very complex program."

In the San Diego Omni, for example, service elevators that rise from the hotel's kitchens also reach up into the residential core on the top nine floors of the building, enabling permanent residents to enjoy *hotel perks* such as room service, party catering, and laundry delivery. Hornberger's team also provid-

ed residents with elevator access to the hotel's restaurant, bar, meeting rooms, health club, and lower garage. "This building is what I call an 'urban resort,'" Hornberger offers. "It's something that can function as a business and meeting hotel, but it also has the feeling of a resort for residents."

A SEPARATE PEACE

As architects take pains to make sure the residential use doesn't play second fiddle to the glamorous hotel spaces, they've also learned an important corollary to that rule: Keep them separated.



SOM's St. Regis San Francisco will stack hotel and condominium units in a 42-story tower, attached to a 1906 building housing a restaurant.

Even as amenities are shared, the need for physical demarcation is critical, explains Hartman. "You need connections *and* separation," he says. "The connections provide services for the guests, but the separations have to do with the need for distinct identities."


As at the Omni, St. Regis residents can order room service and reach the ground-floor restaurant without going outdoors. But residents paying several million dollars for a dwelling don't necessarily want to cross paths with the hotel's *hoi polloi* (even if they're the type who can cough up \$649 a night for a room). Which is why the condominium owners have their own entry point and

hotel guests have their choice of two others. Hotel guests stay in rooms up to the 21st floor, while floors 22 through 40 are exclusively residential. The historic Williams Building houses a spa and restaurant for hotel guests, while its roof serves as a collective social area for the full-time residents of the tower. "One of the technical challenges of building like this isn't just ways of finding discreet entry points, but to make the core elements of the tower compact and efficient," Hartman says.

At the Omni, while residents can make ready use of lower-level hotel amenities like meeting rooms and a health club, they also have their own pool, spa, and barbecue/entertainment area with a fireplace on the 22nd floor that guests cannot reach. The architects have additionally furnished physical evidence of the boundary between residences and hotel by notching the building from the 22nd to the 33rd floors to allow for a set of recessed balconies in the residences. Hotel units, by contrast, lie behind a continuous curtain wall. This distinction is effective, yet remains subtle because the entire structure is uniformly clad in honed limestone, insulating glass, and tinted aluminum. The result is a multitasked high-rise that wears a single uniform. "This is a contemporary contextualist building that's trying to speak to the new side of San Diego," Hornberger says. "It reflects the programmatic uses internally, but it reads like an integrated whole rather than a set of separate uses that are simply stacked up."

That is, literally and figuratively, quite a tall order. But Hornberger has evidence that his building has achieved those goals. Upscale residential units in the city were going for \$800 a square foot just a few years ago. Today, the Omni San Diego is fetching \$1,200. Meanwhile, over at Millennium's Four Seasons, Hall cites another reason why his hotel is in demand by full-time residents, and it's one that works today just as well as it did 60 years ago. "People can always live in another luxury building," he says, "But then they don't get to say, 'I live at the Ritz.'" ■

Can you design a room without walls?



Now you can with the vanishing NanaWall™.

Finally, a way to define—and re-define—space by more than mere windows and walls. Combining the strength of an exterior wall with the airiness of a glass window, the NanaWall™ creates mind-opening possibilities as it effortlessly folds out of sight on its patented tracks and rollers.

Now, you can work with more than steel, glass, and concrete. You can control space in an entirely new way. NanaWall™ offers versatile, design-driven solutions for any large opening. When open, it creates wide-open spaces. When closed, it's secure and weather-tight. The independently-tested NanaWall™ is available in a full palette of colors, configurations, and finishes, including durable aluminum-clad wood. Now, you can create dynamic glass walls for any application, from store-fronts to pool enclosures to stadium luxury suites. It's entirely up to you.

For more information call
888.411.NANA (6262)
or visit us on the web
www.nanawall.com

*You don't create boxes—so why think inside one?
Only NanaWall™ opens your designs as it opens your possibilities.*

Circle 78 or www.architecturemag.com/productinfo

NanaWall 
Bringing the Outdoors in

Some people regard overhead as a necessary evil, and perhaps it is. Others consider it an unnecessary evil, which in some cases it may also be. (Some find the subject so boring that this might be as far as they read.) But if one considers overhead to be an investment in a firm's future, thinking about it can be quite helpful.

When overhead is considered as the expenses necessary to acquire and support current project activity, to a very real degree, **less is more**. That is, decreasing overhead increases profit, at least in the near term. Taken to the extreme, a firm could conceivably reduce its overhead to cover only the bare, immediate necessities—rent, utilities, basic supplies—and considerably elevate its profit. But at what longer-term cost?

What's it like to work in such an environment? No company time or expense on professional development, training programs, or identifying the right talent for the firm. And nix that aggressive marketing campaign. Review some projects? The work is good enough without spending **nonbillable time** on it. Holiday party? Strategy meetings? Sorry. Too much billable work to do.

HINT: IT'S AN INVESTMENT

Considering the equation, **revenue – expense = profit**, it's easy to see that cutting overhead increases a firm's take. But what about other measures of success? The quality of a firm's work and services declines without investing in its people. Its ability to capitalize on improved capability diminishes if it doesn't acquire new technologies and learn to use them. The capacity to benefit from strong culture and teamwork dissolves without non-project-focused activities. Since a design firm is so much a result of what it eats, without identifying **preferred market sectors** and clients and positioning the firm to get work from them, the firm is shaped by others (that is, not necessarily the preferred clients).

For firm principals who agree that part of overhead invests in their firm's future, the question is how much to invest and where. The obvious, and perhaps best, answer is to invest in whatever will best position the firm—in terms of quality, culture, delivery, markets, image, profitability—where its leaders want it to be. A more detailed answer might categorize each investment "opportunity," like this:

✦ **Marketing.** Think strategically and ahead three to five years about the clients and projects you want to serve. The more your preferred future differs from the present, the more of the firm's marketing effort (and budget) needs to go toward strategic moves. Concentrate on deepening your understanding of the world that affects those clients, and develop a presence in their networks; involve people from

various levels in the firm in such efforts. Determine what your firm must do to bring value to those clients.

✦ **Training.** A practice's success not only depends on doing projects for the "right" clients—those who share your values and appreciate the results of your efforts—but also on having the right talent to apply to those efforts. Training increases the firm's current proficiencies.

✦ **Professional development.** Addressing the single most glaring deficiency in the profession today, leadership development not only helps firms expand the capability and perspective of talent but also equips people for additional roles and higher levels of responsibility.

✦ **Profitability.** Firms can invest in profitability by optimizing the project-delivery process, improving the capabilities of team leaders and members, and providing tools for tracking project performance.

✦ **Technology.** Put aside the temptation to be the first on the block with the latest technology and instead concentrate on the application side. Get specific about how technology will improve the value you provide to your clients. If a boost to value isn't there, think twice about the investment.

✦ **Culture.** Firms require a strong organizational foundation to assure the right resources are in the right place at the right time—and that people are applying them and collaborating to benefit from them. Having a strong culture reinforces values and increases individuals'

comfort with one another, improving collaboration.

✦ **Facilities.** Ironically, much great architecture comes from talented, passionate architects working in mediocre facilities. But given the same ingredients and great work spaces, the fruits of those efforts are even better—and more attractive to clients and talent. Firms large and small, whether design-oriented or production-oriented and in large cities and rural settings, incur facilities costs (rent, amortization of leasehold improvements, maintenance, repairs, and utilities) of about 5 percent of net revenue. When such outlays exceed 7 percent, it is a factor that can erode profitability and limit the firm's ability to reward its people and reinvest in itself. When the costs fall short of 4 percent, there's either a sweetheart lease—or less-than-adequate investment.

Whether it's rent, training, or technology, overhead should be viewed as an investment in where architectural leaders want to take their firms. How much to invest in various overhead components will vary from firm to firm; the key is seeing it as a chance to help shape the firm's future.

Consultant and author Hugh Hochberg works with design firms on behalf of The Coxe Group, Seattle.

DEFINING OVERHEAD

The term overhead describes the total of a design firm's **indirect expenses**: indirect labor, rent, office supplies, and anything else not chargeable to specific projects, but not such things as bonuses and retirement-plan contributions. Overhead for given practices will range from a low of 70 percent of direct labor cost to a high of 250 percent, and typically averages about 150 percent. The **overhead factor** expresses overhead as a decimal (0.70, for example) and is calculated by dividing total overhead expense by direct labor expense.



More choices.
More freedom.
More assemblies.


GYPSUM WALLBOARD Type TG-C Fire-Rated Drywall Panels
a Temple-Inland product

Our new TG-C formula is approved in almost twice as many assemblies.

Your options for using Temple-Inland® gypsum wallboard in UL-approved wall assemblies have just increased significantly. Almost doubled in fact. Our new and improved Type TG-C formula recently passed additional UL testing, adding nearly 200 more assemblies to your arsenal of fire-rated designs featuring our board. As a result, our new TG-C panels will take the place of our old Type C and Type T formulas offering the same performance and finishing properties without sacrificing any specification flexibility. Available in a range of dimensions and also several specialty products upon request, Temple-Inland continues to expand your gypsum wallboard product choices, application freedom and assembly options.



Temple-Inland.

SCS  Certified Product Available



www.templeinland.com | 800-231-6060
Circle 34 or www.architecturemag.com/productinfo

©2005 TIN, Inc. Temple-Inland is a registered trademark of TIN, Inc.

➔ ARCHITECTS LAHELMA & MAHLAMÄKI | MUSEUM OF THE HISTORY OF POLISH JEWS | WARSAW

A competition for a museum documenting eight centuries of Jewish life in Poland has been won by Architects Lahdelma & Mahlamäki. The 30-person firm, which is based in Helsinki, Finland, defeated better-known competitors including Peter Eisenman and Daniel Libeskind.

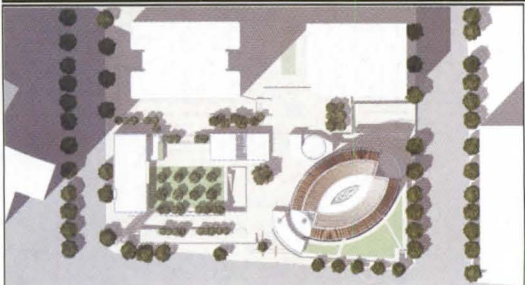
Sited in a downtown park that holds an existing memorial to the 1943 Warsaw Ghetto uprising against the Nazis, the scheme calls for an orthogonal building with a cavernous passage cut into it—a reference to the biblical parting of the Red Sea—that's naturally illuminated by clerestory. With curved, limestone-clad walls compressing and expanding space, this void serves as forecourt, central organizing device, and light court for the narrative museum on the lower level, while separating administrative functions from public spaces. Evocative of a rich if troubled history, the scooped-out interior is echoed in the façades of blue-green glass, which have carved-out openings, but with more angular lines. The completion of the 194,000-square-foot project is slated for 2008. **Abby Bussel**





southwest elevation

memorial park and entrance façade (top); entrance hall (above)

➔ SKIDMORE, OWINGS & MERRILL WITH KENDALL/HEATON ASSOCIATES | CHRIST THE LIGHT CATHEDRAL | OAKLAND




site plan (above); section (middle)



Craig Hartman, a partner in the San Francisco office of SOM, says that the design intent of Oakland's Christ the Light Cathedral is to "ennoble and inspire through the use of light, material, and openness." Slated for completion in 2008 and set on 2.5 downtown acres overlooking Lake Merritt, this translucent conical structure of 21,000 square feet, with its spiky crown, seems likely to achieve the high-gothic goal of dematerializing the enclosure of sacred space. The almond-shaped plan is formed by the intersection of two circles and expressed as two spherical wall segments. The 120-foot-high outer wall of laminated glass panels, set in

an extruded aluminum frame, filters natural light through patterned ceramic fritting integrally fired onto its surface. The outer wall sits atop a 15-foot-high curved concrete reliquary wall and is supported on a structural frame of glue-laminated Douglas fir members with curved and tapered profiles. The vertical members are laterally stabilized by horizontal wood louvers with a surface layer of slotted and perforated panels. The angled louvers are more widely spaced at the bottom than at the top, increasing the amount of daylight to the interior. The trapezoidal end-walls and glazed roof also have diaphanous, patterned-glass panels. **Sally B. Woodbridge**



Set to open in three years' time, this inn and spa for restaurateur Thomas Kelleher, whose famous French Laundry sits across the street, is sited on a flat parcel between Highway 29, which runs through Napa Valley, and the main street of Yountville, a town of 3,500 known as an epicurean epicenter in the wine country. With two roads to contend with, the architects chose to develop a sanctuary of protected spaces—sheltered from the flow of cars by perimeter walls and “defensive” white noise—that draw on parallels between the culinary arts and architecture. Beginning with the idea of “coursing and ritualizing,” they catalogued experiences guests might have through the course of a day and across the seasons of the year. Local samples of earth, oak, moss, and glass inspire their materials palette, and Napa’s natural and viticulture landscapes inform the organization of the 32,000-square-foot structure, which has a poured-earth base and glass walls. Spread across seven acres, the 20 guest rooms—each with its own large outdoor space—are arranged around common courtyards and gardens. **Abby Bussel**

**FIRE-RATED WINDOWS AND MORE-
NOW SPECIAL METAL WINDOWS & DOORS!**



OPTIMUM WINDOWS, THE RENOWNED MANUFACTURER OF FIRE-RATED WINDOWS, IS PROUD TO ANNOUNCE ITS NEW LINE OF PRODUCTS FABRICATED FROM SPECIAL METALS SUCH AS:

- BRONZE
- HOT ROLLED STEEL
- COLD ROLLED STEEL
- STAINLESS STEEL
- HIGH-PERFORMANCE ALUMINUM



THE OPTIMUM CHOICE

1-845-647-1900 ▼ WWW.OPTIMUMWINDOW.COM



Solar Control: Now on display at MoMA.

Managing light and energy is the art of solar control. At MoMA, a Nysan® shading system transitions from a blackout shade to a 5% openness at the touch of a button while keeping the fabric stable and the reveal clean. For 80 years, architects and designers have turned to Hunter Douglas for innovative interior and exterior solar control.

Project: Museum of Modern Art, New York, NY

Architects: Yoshio Taniguchi and Associates and Kohn Pedersen Fox Associates

Product: Nysan Motorized Skylight Shades

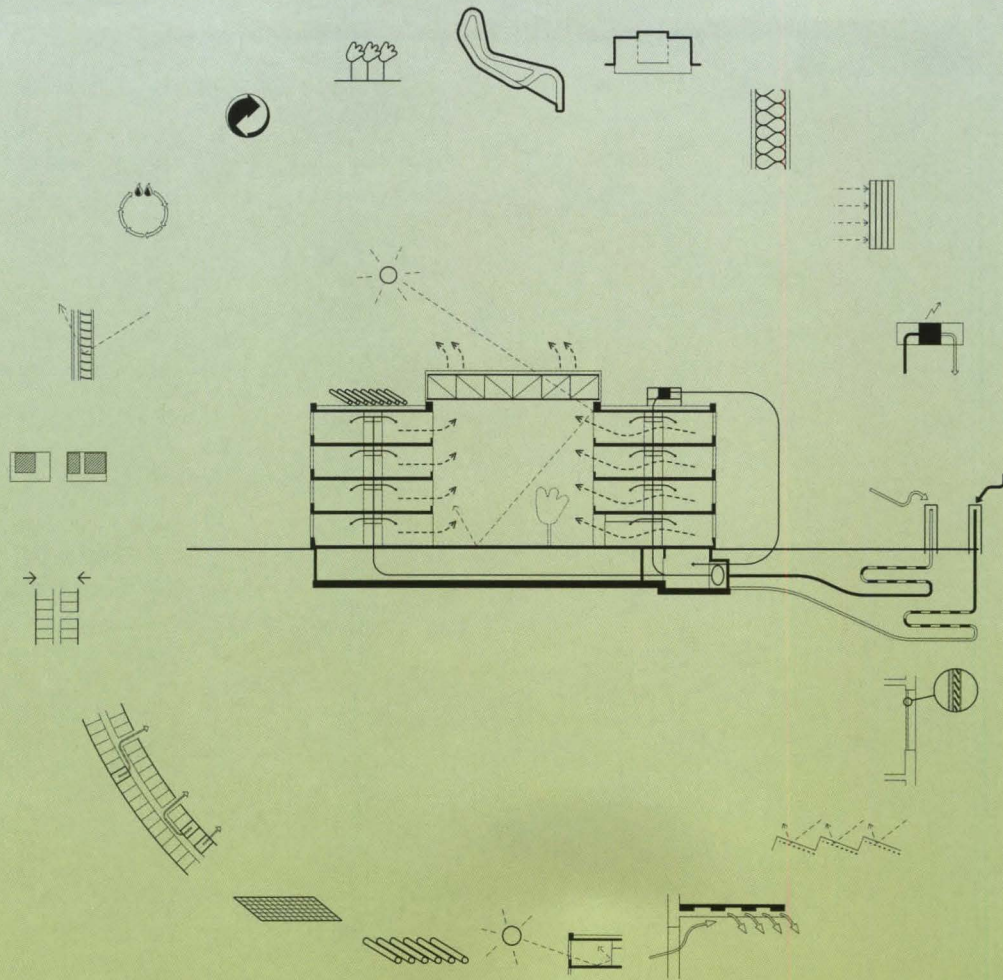
©2005 Hunter Douglas Inc. ® Trademark of Hunter Douglas Inc.

HunterDouglasContract

SOLAR CONTROL

For literature and our email newsletter, call toll-free 800-727-8953 or visit www.hunterdouglascontract.com

Circle 155 or www.architecturmag.com/productinfo



fresh air and sunshine

As the country slogs through another sticky-hot summer and electricity usage breaks records from coast to coast, we are reminded of our status as the largest consumer of energy on the planet. The United States is home to 5 percent of the global population, but consumes about one-quarter of the world's natural resources. While new GSA projects are required to meet stringent energy-use standards, only Nevada and Washington mandate LEED certification for state-funded projects. Meanwhile, many of our commercial buildings keep their lights on 24 hours a day and run air conditioning year round.

Of course, there's a different way. Take Germany's Federal Environmental Ministry in Dessau by sauerbruch hutton architects. Beyond the specification of materials with recycled or reusable content, this low-rise atrium building also minimizes heat-loss through its skin; pre-cools fresh air in the subterranean passages of its geothermal heat exchanger; maximizes passive uses of the sun's energy through such strategies as flexible solar protection that allows low winter sun into the offices; and tempers interior climate through the atrium via operable windows and natural convection.

Lead by example. Interesting idea.



green acres

SAUERBRUCH HUTTON PAYS AN UNUSUAL HOMAGE TO THE BAUHAUS WITH A SINUOUS, HIGHLY EFFICIENT GOVERNMENT BUILDING. BY AARON BETSKY



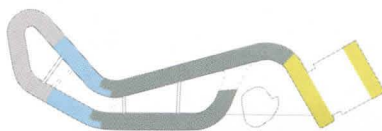
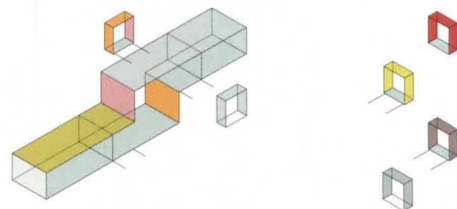


ANNETTE KISSING

Germany is one of the few remaining places in the world where people still think the government should make things better, and that architecture should help in that effort. That sentiment pervades the 400,000-square-foot home of the German Federal Environmental Ministry in Dessau, which opened last May. Designed by the Berlin firm of sauerbruch hutton architects, it occupies what was once a heavily polluted site in this depressed part of the former East Germany in a building for 800 workers that doesn't tower over its neighbors. It actually shelters them from the noise of a new highway bypass, and it uses 50 percent less energy than comparable buildings. It looks pretty good, to boot.

The move of the environmental ministry from Berlin was a deliberate attempt by the federal government, in the wake of the fall of the Berlin Wall, to help revitalize what had once been a center for heavy industry. (Dessau is better known to architecture aficionados as the second site of the Bauhaus).

The architect's solution to an awkwardly shaped site at the northern edge of the downtown area was to stack the individual offices—German law mandates that each official has his or her own office—into four levels, and then snake them around the site along a 1,200-foot-long double-loaded corridor enclosing an atrium to help modulate temperatures. The architects also rebuilt one of the existing factory buildings for the library stacks (adding a seductively curved reading room to lean against the original brick block), placed the cafeteria next to the new bypass to the west, and gave what remained of the site over to a public park. This accessible green area extends the open landscape to the north into the urban core, helping to integrate the bureaucratic behemoth into the city proper.



SHADES OF GREEN

The environmental ministry is a miracle of ecological gadgets that never strut their stuff but are built discreetly into every scale and aspect of the building. The architects started, literally, from the ground up, taking advantage of the stipulation that 30,000 cubic feet of polluted earth be removed, cleaned, and replaced; they took the occasion to install a heat-exchange system. Air is sucked underground in the park (through giant shafts that artist Hans-Joachim Haertel has turned into sculptural objects), circulated through the ground, and then led into the building, where it rises through wall plenums into the winter garden and out through the roof. At night during the summer, air can also be trapped in the building and then vented throughout the day. Occupants can partially open their windows, though only with small vents. So far the building is on target to meet the ministry's goal of a 50 percent savings in energy, with 20 percent of the total energy budget coming from renewable resources such as the geothermal heat exchange and roof-mounted solar panels.

The building's environmental consciousness continues with its use of materials, which are as nontoxic as possible. In fact, almost no venting of residual chemicals was needed once the building was completed. The most expensive material choice is on display in the façade, which the architects made of glass panels that are colored on the back in 53 different hues and that run between continuously curved timber bands. The architects claim the façade's \$6 million extra cost—on a total budget of \$82 million, which sauerbruch hutton contends is only 10 percent more than that for a building using

Beyond the train tracks that lead into Dessau's nearby Wörlitzer Bahnhof sits sauerbruch hutton architects' Federal Environmental Ministry. At the south edge of the site, an expanded existing factory building houses the complex's library, while newly constructed offices are sheathed in multicolored glass panels and wood.

standard construction methods—is offset by the energy savings and the way in which the glass panels blend the ministry into its setting: The colors range from a reddish hue, where the building faces the brick structures of the surrounding residential neighborhood, to greener tints, where it looks out on the newly extended park.

FORM FOLLOWS ... THE CURVE

The ministry building is an “environmental structure displaying ecological themes,” claims Mattias Sauerbruch, partner in the firm. It is also resolutely a piece of architecture that represents the character of the institution it houses through its structure and materials, while simultaneously becoming part of a larger cultural and physical context. At the environmental ministry, the firm’s trademark play with multiple colors and amoeba-like shapes—which they have displayed in several laboratory facilities, factories, and office structures in Germany—serves to repre-


sent the ministry’s function. Because of the continuously curving façade, the building manages to make clear that it is a bureaucracy without taking on the overwhelming look of one. The ministry’s scale breaks down even further at the point where groups of people gather, as the architects housed the auditorium, meeting rooms, and a gallery in small pods that dot the atrium and the main public space. Every detail was considered, down to the change in texture on the building’s floors that helps the partially sighted find their way.

Beyond such attention to detail and resolution of the whole, however, the architects also claim a larger purpose, one that refers to the older Dessau building against which any new construction has to measure itself. Says Sauerbruch, “The connection between rationality—in manufacturing technology and planning—and sensuality—in materials and production—as much as the integration of the whole spectrum of means of aesthetic expression, as can still be seen at the Bauhaus today, remains—for us, at least—exemplary. This dimension of real integration constitutes a quality that has more or less been lost in recent times and that our generation has to reacquire.”

The environmental ministry expresses the integration of city and landscape, of technology and visual spectacle, of comfort and sensuality, of large-scale bureaucracy and a concern for small-scale and individual activities. What Sauerbruch is most proud of, however, is his firm’s strategy of compaction: “By only covering 70 percent of the site, we managed to give a large new park back to the city. We not only fit the building into the site, we connected the pieces around it and made something that let people understand and use what was once an industrial wasteland.”

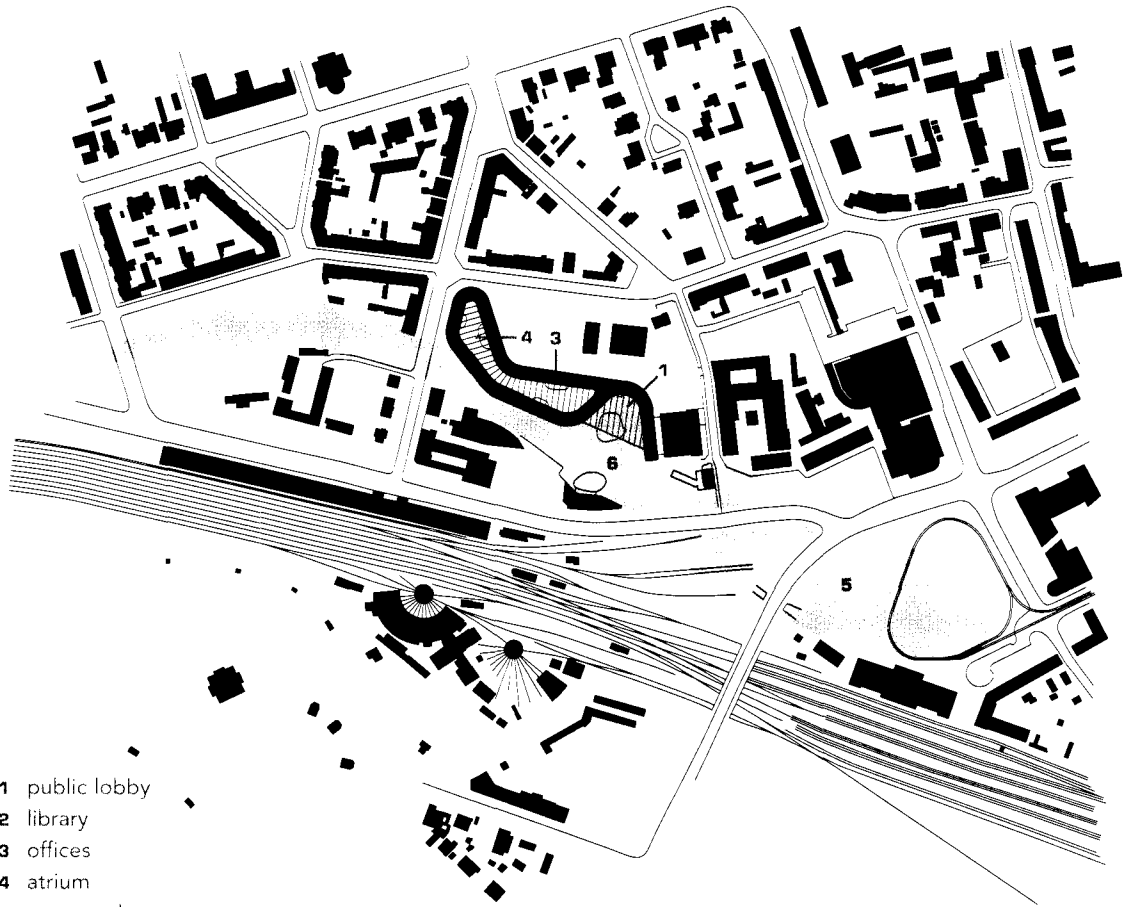
If one can offer any criticism of the ministry at all, it is that the building is so integrated, calibrated, and thus recessive as to leave no focal point or sense of modulation. This is an ecological snake that eats itself, leaving no angles, towers, hierarchies of form, or anything that might not be politically or aesthetically correct. Dessau is left with a smooth ecological operator that shows us the right way to make architecture. The firm sauerbruch hutton makes it look easy, leaving us to wonder what horrors, fissures, and possible beauty might lie hidden within the ministry’s kaleidoscopic coils.

Across a central atrium, offices are linked by bridges that serve each level of the serpentine building (facing page.) Illustrations show the configuration of the “bridge heads”—portals at the ends of the overhead walkways that are painted to match the façade (top)—as well as the distribution of ministry departments along the length of the complex (above).



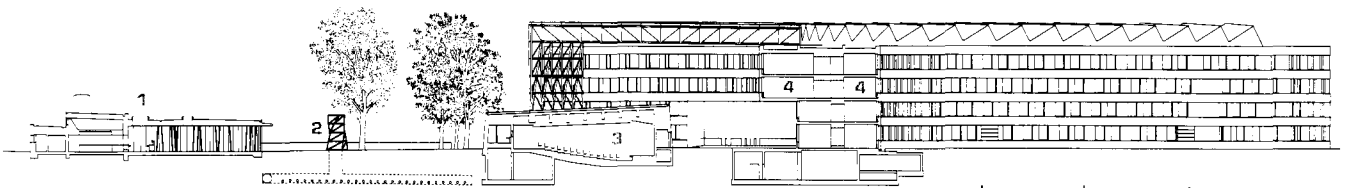
ANNETTE KISLING





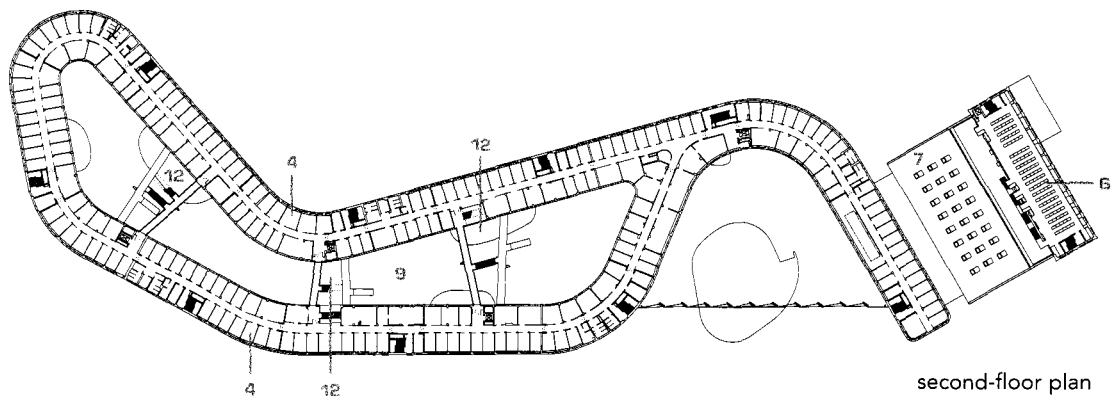
- 1 public lobby
- 2 library
- 3 offices
- 4 atrium
- 5 proposed green space
- 6 park

site plan ——— 225' ←

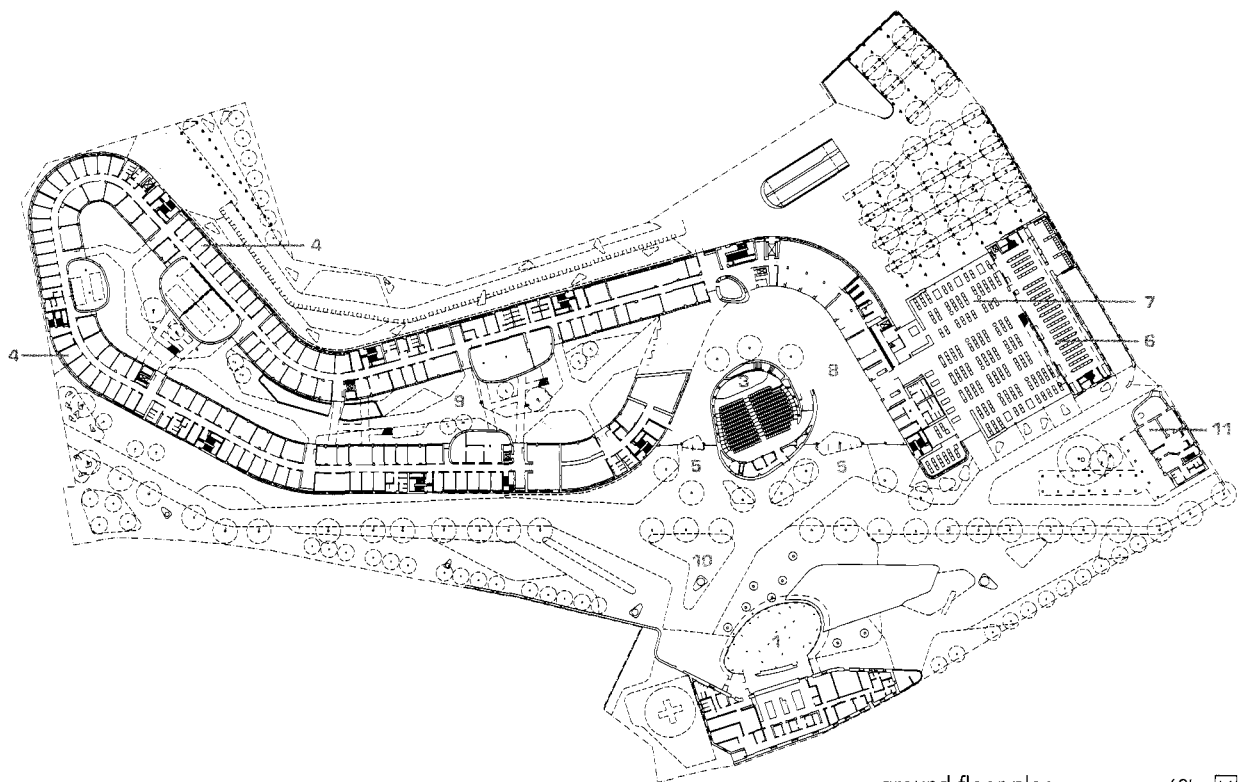


southeast-northwest section ——— 36'



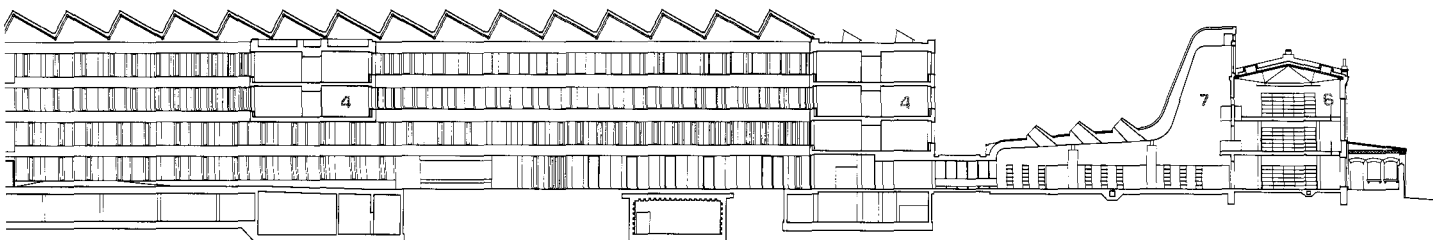


second-floor plan

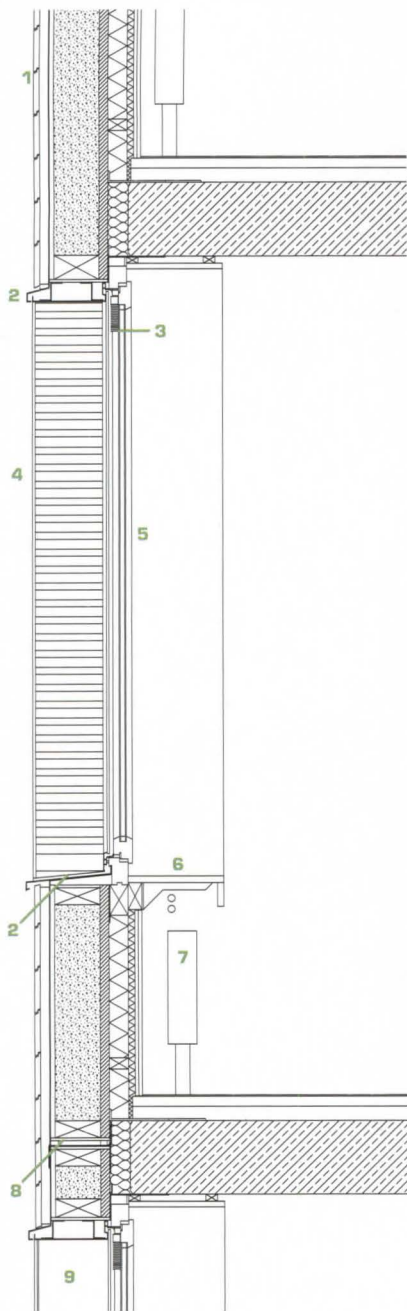


ground-floor plan ——— 60' ↙

- | | |
|-------------------------------|--------------------------|
| 1 cafeteria | 7 library (new building) |
| 2 sculpture/ventilation shaft | 8 public lobby |
| 3 auditorium | 9 atrium |
| 4 offices | 10 park |
| 5 entrance | 11 tram station |
| 6 library (existing building) | 12 pedestrian bridges |



northwest-southwest section ——— 25'




- 1 larch cladding
- 2 tin-coated copper header/sill
- 3 operable blind
- 4 ventilation grille
- 5 timber-framed window
- 6 timber sill
- 7 radiator
- 8 separation joint
- 9 window reveal

façade detail ——— 1'

German Federal Environmental Ministry, Dessau, Germany

client: The Federal Republic of Germany **architect:** sauerbruch hutton architects, Berlin—Matthias Sauerbruch, Louisa Hutton, Juan Lucas Young, Jens Ludloff (principals); Andrew Kiel, Rene Lotz (project architects); Nicole Berganski, Denise Dih, Andrea Fensch, Matthias Fuchs, Frauke Gerstenberg, Andreas Herschel, Rasmus Joergensen, Agnieszka Kociemska, Mareike Lamm, Jan Laeuffer, Jan Liesegang, Ian McMillan, Julia Neubauer, Konrad Opitz, Olaf Pfeifer, Jakob Schemel, David Wegener, Nicole Winge (project team) **landscape architect:** ST raum a. **engineers:** Zibell Willner & Partner, Cologne/Berlin (energy concept and environmental engineering); Krebs und Kiefer, Berlin (structural); ITAD, Dessau (plumbing); Ingenieurgesellschaft KEMPA Dessau (civil); G.U.T. (environmental remediation) **consultants:** GFÖB (ecological); IEMB (energy); Mueller-BBM (building physics); Schallschutzbuero Diete (acoustics); Florencia Young with Ruska Martin Partner (orientation system); Ingenieurbuero Lehr (electricity, lighting, and security) **construction management:** Harms & Partner **area:** 400,000 square feet **cost:** \$82 million



JAN BITTER



BMW CARS—AND THE PEOPLE WHO MAKE THEM—FLOW THROUGH ZAHA HADID'S NEW SWOOSH OF A BUILDING. BY AARON BETSKY

FLUID

If BMW once prided itself on producing the “ultimate driving machine,” Zaha Hadid and her London-based firm can now say they have produced the ultimate machine for the production of driving machines. They have done so by concentrating, like the modern automotive industry, not so much on the nitty-gritty of actual production, but on systems of design, control, and styling that transform the otherwise standardized machinery of car assembly into a high-performance and highly seductive object. What goes on under the hood or in the factory halls remains a mystery to most of us, but how the car appears and moves occasions an architecture that celebrates flow.

The car in question is the new BMW 3 Series, and the factory is located on the outskirts of the former East German city of Leipzig, some 100 miles southwest of Berlin. The three halls in which the cars are actually produced—“body-in-white,” assembly, and paint—are anonymous boxes clad with corrugated metal and built according to the car company's in-house standards by AGP Arge Gesamtplanung, an engineering firm based in Stuttgart.

GOING WITH THE FLOW

It was the space between these closed volumes that was the subject of an invited competition Hadid won in 2002. Here, BMW wanted a 270,000-square-foot structure that would contain offices, a cafeteria, meeting rooms, and control functions. This was to be the heart of the factory, the “nerve center,” where everybody entered, interacted, and was intimately connected to the production process. The manufacturer decreed open offices in which departments were not to be segregated from each other; a single entry point for all



workers (white collar and blue); and a fabrication route that would send the cars on conveyor belts from one hall to another through the central building.

Hadid and her office's chief designer, Patrik Schumacher, responded with a version of the bundled, Z-shaped lines that they are now using in several concurrent projects, such as the Museum of Modern Art in Rome, currently under construction, and the aquatic center for the 2012 London Olympics. These organizational elements, expressed by parallel concrete planes, start by providing a bridge between the body-in-white and paint buildings underneath which the 5,500 employees enter and exit the plant. The tubes formed by the planes then zigzag between those two halls, before moving back to the assembly volume in the rear of the site.

These crisscrossing spaces shelter an ample reception lobby, which the architects call “the forum,” and two north-south-oriented scissoring sets of terraces, one moving up from the

entrance lobby, the other starting toward the rear of the forum and ascending to the bridge over the entry. Hadid and Schumacher tucked ancillary spaces such as kitchens, doctor's offices, and meeting rooms beneath the bridges and terraces, but tried to keep most spaces open and fluid. Even the quality-control station, where cars are checked for production faults, is visible through glazed walls. And over, through, and under all these planes, lines of half-finished cars inch forward noiselessly on tracks held up by pillars or slung from the ceiling, making the main purpose of the operation clear to all.

DRIVING THE MACHINE

“BMW wanted a clear organization of a very complex set of relations,” explains Schumacher. “Our aim was to articulate it so as to reduce visual complexity.” Though the organization devised by the architects sounds complex, it clearly defines the program. Hadid's office also simplified the building by reducing the

INJECTION



EXTREME CONCRETE

While the organization and form-making behind Zaha Hadid's competition-winning factory building for BMW are certainly novel, much of the architect's elegant structure derives from standard (and cost-effective) components. Off-the-shelf shapes of precast, prestressed concrete for slabs, beams, and columns are rendered in a self-compacting mix to achieve the highly articulated, void-free surfaces that Hadid favors. The first-floor slab, for example, comprises 18-inch-thick double-tee units spanning 33 feet between floor beams, which are typical inverted T sections. An elevated portion of the facility even borrows a standard bridge-building method: By the main entrance, where the first-floor slab cuts across at an angle to expose a clear span of about 150 feet, a number of 8-foot-long trapezoidal precast segments, varying from about 11 feet to 15 feet in depth, were connected by post-tensioning cables and grouted to appear as single, continuous beams. The clustered quartet of thin, raked columns that supports the span, however, is decidedly nonstandard.

The roof structure is primarily precast double-tee members on a 33-foot column grid, with areas of steel-tube space frame—elongated hexagonal cells of about 10 feet in depth—supported on columns extending from the first floor on a larger grid of about 65 feet by 100 feet. The façades' standing-seam metal cladding and windows wrap up and over the structure to become a roof with skylights. **C.C. Sullivan**

structure as much as possible, integrating it where appropriate into floors, ceilings, and walls. For the major structure, self-compacting concrete, an extremely fluid compound that allows the forming of very long spans with few visible joints, was used to precast structural elements and build cast-in-place walls (see "Extreme Concrete," right). The ceiling is a combination of steel trusses and a tubular space frame. Though the architects apparently pushed the budget a bit far, so that money ran out for a ceiling that would have organized services and structural elements into a more coherent plane—and though they could not control the sea of bland Dilbertania that washes over their pellucid office platforms—there is an astonishing clarity to the space. "It is a place where people, products, and information all circulate," notes Schumacher. "We gave depth and shape to that movement."

That is exactly what BMW plant manager Peter Claussen, who dreamed up the notion of the open office and the

conveyor belts crossing through the main spaces, had in mind: "We wanted a really open landscape, where you could understand the technology and flows of people, cars, and information, where we could all see what we are doing." What he admires about Hadid's solution is that "she managed to produce the building with the materials that one expects in a factory; nothing fancy, but somehow they turn our very precise demands into very big sculpture. It makes me happy every day, but I think it will also please people 50 years from now."

Whether this architecture will indeed withstand the fast flows of capital and taste that continue to change the means of production at an ever-faster pace remains to be seen. For now, however, Zaha Hadid and her team have shaped those flows into a building that is the most heroic statement about how things are made that our consumer-oriented society has seen since Henry Ford started up his assembly line. ■

Located on the north side of the 540-acre site, the standing-seam metal-clad central building holds the main entrance—set beneath a dynamic bridge form—for blue- and white-collar workers alike, who also share use of outdoor spaces such as the courtyard (below).





A staircase leads to the nonhierarchical office terraces requested by the client, and offers a view of the office bridge that hovers over the building's main entrance and landscaped carpark. Secondary elements such as painted metal tube railings reinforce the idea of fluid motion.



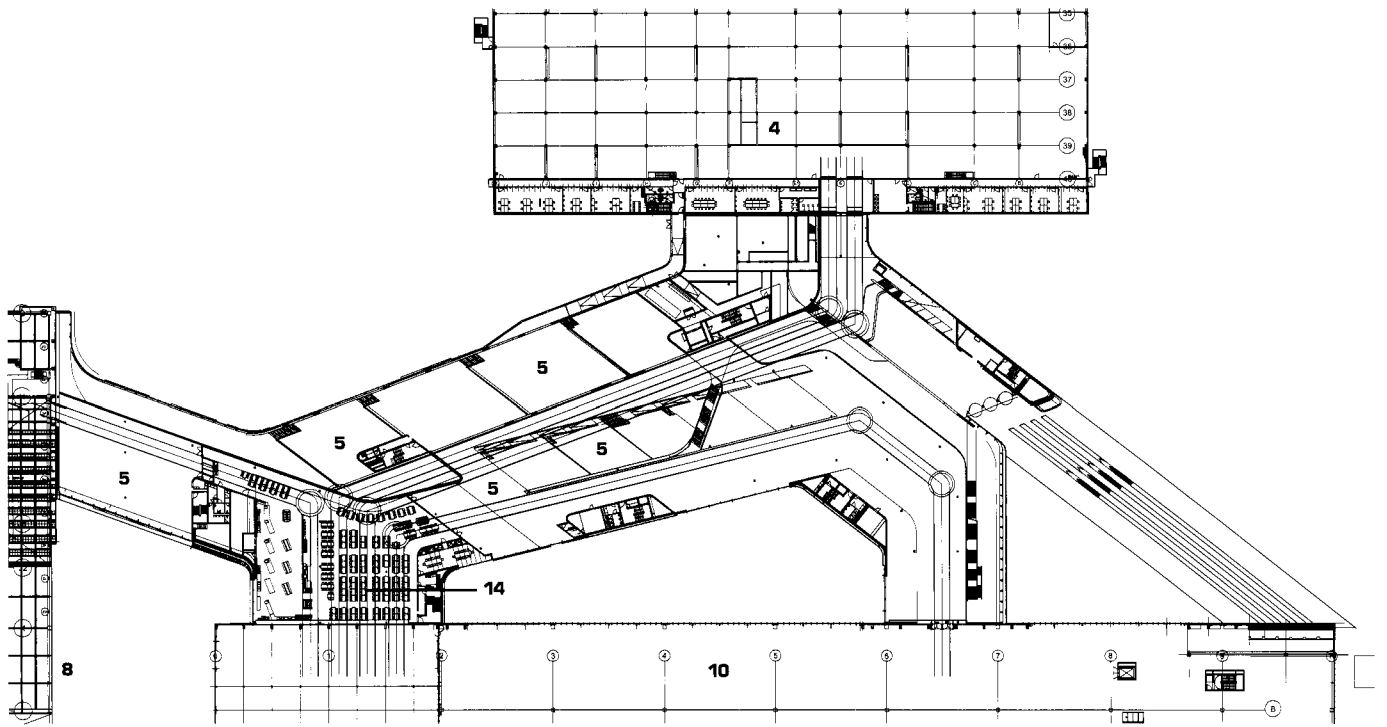
The superstructure is precast, prestressed concrete, as is evident in the "forum," (right), which doubles as a reception area and café, and flowing, multilevel workspaces (below).





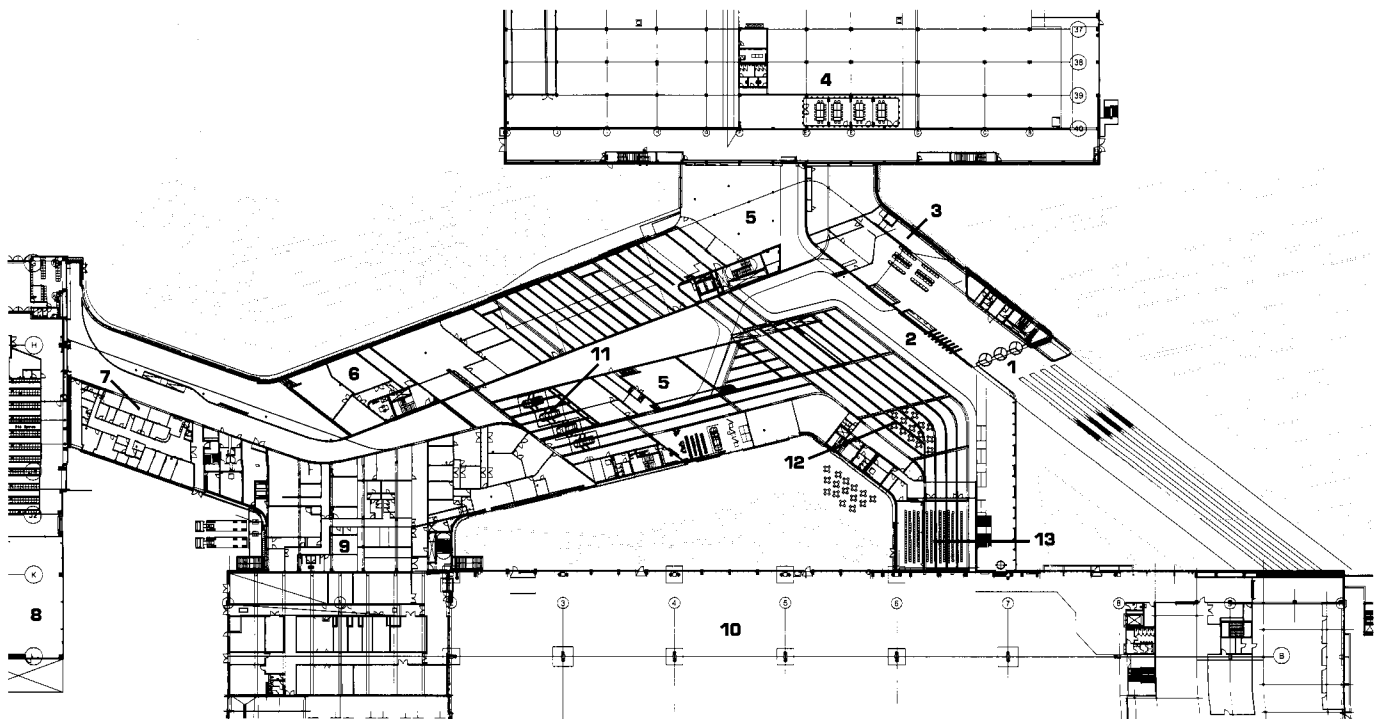
The building's scissor-section results in a cascade of open office tiers (left). Conveyor belts send car bodies through the workplace, emphasizing the flow of forms and spaces.



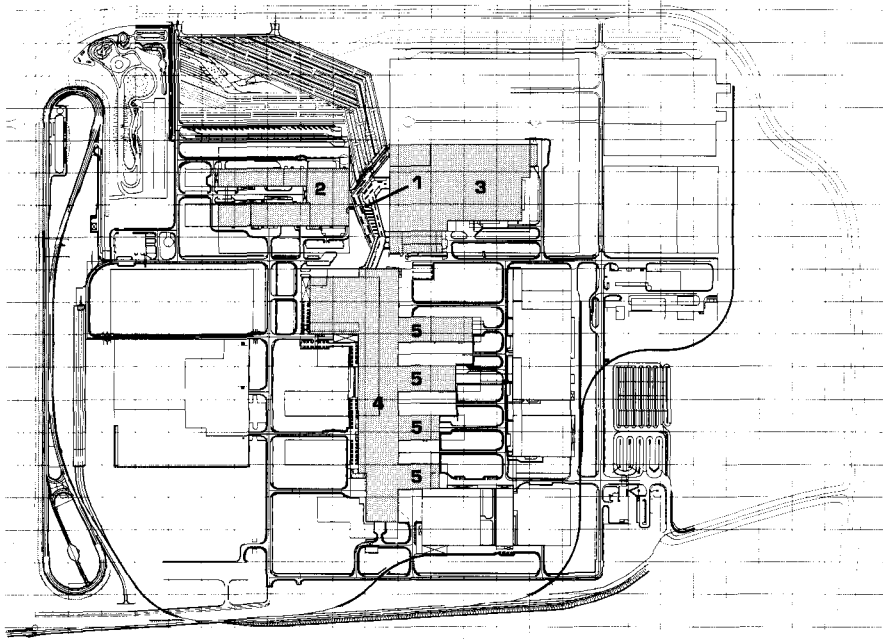


second-floor plan

- | | | |
|--------------|-------------------------|--------------------|
| 1 entrance | 6 laboratory | 11 quality control |
| 2 lobby | 7 infirmary | 12 café |
| 3 shop | 8 assembly hall | 13 auditorium |
| 4 paint hall | 9 kitchen | 14 dining hall |
| 5 offices | 10 "body-in-white" hall | |

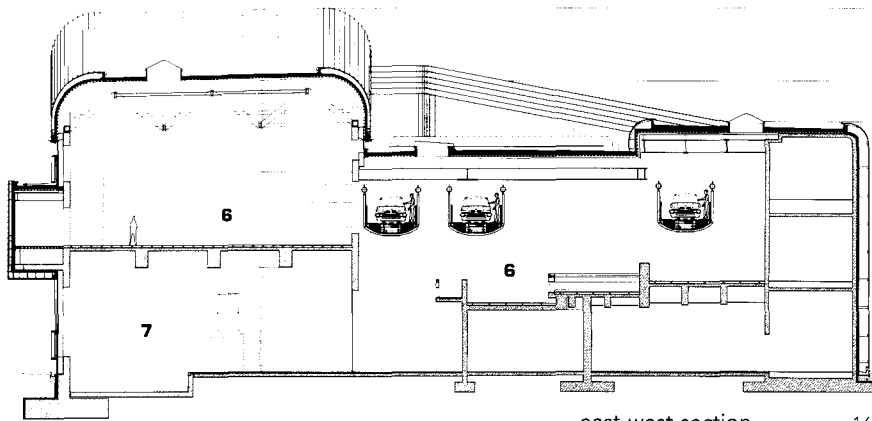


ground-floor plan 50' →

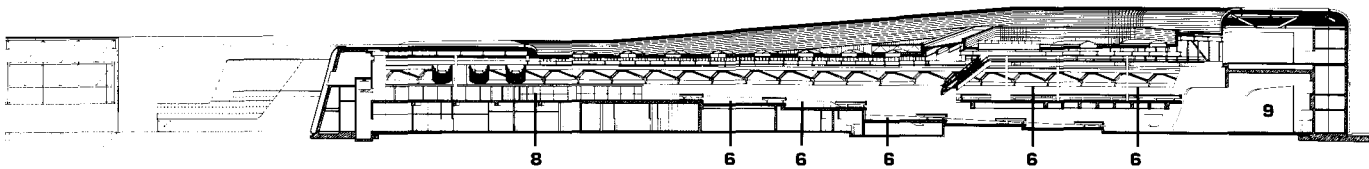


- 1 central building
- 2 paint hall
- 3 "body-in-white"
- 4 assembly hall
- 5 supply center
- 6 offices
- 7 laboratory
- 8 dining hall
- 9 lobby

site plan — 590' ↗




east-west section — 16'



north-south section — 46'


Central Building, BMW Plant, Leipzig, Germany

architect: Zaha Hadid Architects, London—Zaha Hadid, Patrik Schumacher (design principals); Jim Heverin, Lars Teichmann (project architects); Eva Pfannes, Kenneth Bostock, Stephane Hof, Djordje Stojanovic, Leyre Villoria, Liam Young, Christiane Fashek, Manuela Gatto, Tina Gregoric, Cesare Griffa, Yasha Jacob Grobman, Filippo Innocenti, Zetta Kotsioni, Debora Laub, Sarah Manning, Maurizio Meossi, Robert Sedlak, Niki Neerpasch, Eric Tong (design team); Jan Huebener, Matthias Frei, Cornelius Schlotthauer, Fabian Hecker, Wolfgang Sunder, Manuela Gatto, Anette Bresinsky, Anneka Wegener, Achim Gergen, Robert Neumayr, Christina Beaumont, Caroline Anderson (project team) **engineers:** Anthony Hunt Associates (structural, M/E/P), AGP Arge Gesamtplanung (structural, M/E/P, civil, cost); PMI (acoustic) **consultants:** Gross. Max. (landscape architecture); Equation Lighting (lighting) **subcontractors:** Max Bögl Bauunternehmung (steel); Radeburger Fensterbau, Schneider Fertigungsbau (façade); Jaeger Akustik (interiors) **general contractor:** Arge Rohbau **area:** 270,000 square feet **cost:** \$65 million



... physicists do not study just the 3-D space we live in. There are whole families of "abstract spaces" within which physical calculations take place, spaces which have totally different geometrical properties from the physical space within which we live. Who is to say, then, that "the true geometry" is defined by the space in which Uranus and Neptune orbit the sun? There is "Hilbert space," where quantum-mechanical wave functions undulate; there is "momentum space," where Fourier components dwell; there is "reciprocal space," where wave vectors cavort; there is "phase space," where many-particle configurations swish; and so on. There is absolutely no reason that the geometries of all these spaces should be the same; in fact, they couldn't possibly be the same! So it is essential and vital for physicists that different and "rival" geometries should exist.

FROM GÖDEL, ESCHER, BACH: AN ETERNAL GOLDEN BRAID BY DOUGLAS R. HOFSTADTER (BASIC BOOKS, 1979)

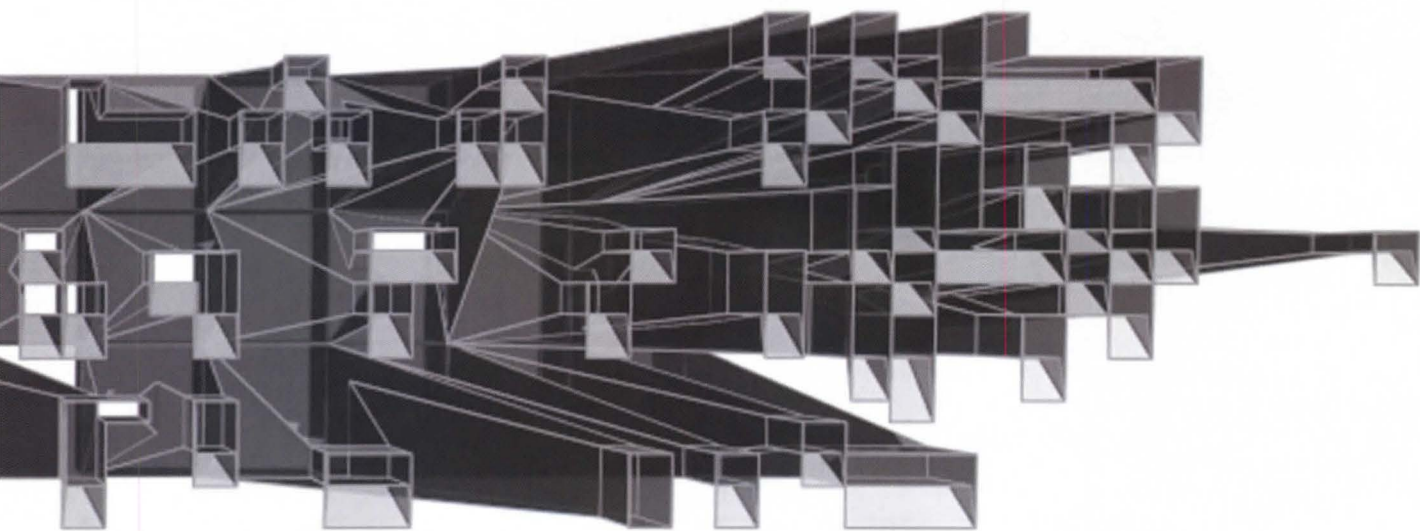


Quantum

SAUCIER + PERROTTE ARCHITECTS EXPLORES BOUNDARY SPACES



PROJECT BRIEF Founded in 1999 by Mike Lazaridis, creator of the wireless BlackBerry device, the Perimeter Institute is a private research center for theoretical physics. Its mandate is to attract world-class thinkers to Waterloo, Ontario, a Canadian city that enjoys a good reputation for insurance and classical music, but not for being a center of advanced studies in physics. Using a two-stage interview, the client sought an architect to create a new building "of the right scale and pleasing aesthetically, that would make a statement—but, most significantly, would be at the highest level of functionality," says Howard Burton, the institute's executive director. The facility was expected to offer inspiring, brightly daylighted spaces for individual and collaborative work among 10 permanent faculty members, 20 postdoctoral fellows on three-year stints, five associates, and 20 or so visiting theoreticians. It would also host an administrative staff of about 25 people, and large transient populations for workshops and summer programs.



Geometry

AT A PRIVATE CANADIAN INSTITUTE FOR THEORETICAL PHYSICS.



site plan ——— 150' ↑

SITE The city of Waterloo donated a site on the shore of Silver Lake, which is located between the northern edge of its downtown and the southern boundary of the municipality's main green space, Waterloo Park. While it is adjacent to the primary pedestrian access between the university campus and the city center, the site is "a wilderness between clearly defined worlds," according to Saucier + Perrotte Architects: "Very austere, rough, with dense highways on one side and a serene lake on the other. So it's about the connection of two sides ... Riding the controversial line between public and private space, this private research institute attempts to subvert the usual hard thresholds established by private enterprise in the public realm."




DESIGN CONCEPT The P/A Award-winning concept (January 2002, page 90) for the building, which opened late last year, was "inspired by the nebulous spaces occupied by the subjects of theoretical physics, at once micro- and macro-cosmic, rich in information, and of indeterminate form and substance," say the architects—a notion extended to its siting in what they describe as an "improbable space" between the city and the park (top). A series of parallel walls—conceived as layers of glass with varied coefficients of shading—define the "secure zones" of the institute's facilities, "embedded in an erupting ground plane that reveals a large reflecting pool" (facing page). Bridges across central open spaces puncture those walls to act as "conduits" for quick access to information and resources, but they also metaphorically bind the public and private realms—and the individual and group pursuits—that take place in such a research institution (below).

The color palette is limited to shades of gray (including unfinished concrete) and clear glazing. From the exterior, two very different images are presented: The more open north façade, facing the pool and the park beyond (above), connotes the institute's function as "an organism, a microcosm of discrete elements," note the designers; the darker, punched south façade, facing the city across train tracks and a main arterial road, suggests a "unified entity," but one that is "of enigmatic scale and content."




view from roof into atrium

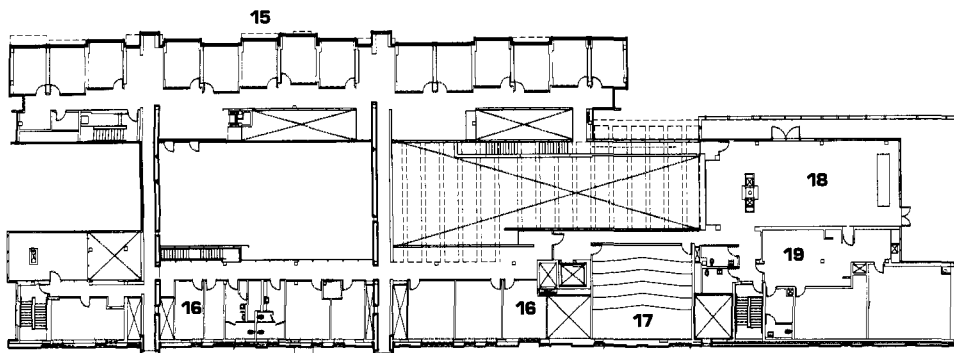


atrium view

MIDDLE: COURTESY SAUCIER + PERROTTÉ; PRECEDING PAGES: MARC CORMIER, EXCEPT TOP RIGHT: COURTESY SAUCIER + PERROTTÉ

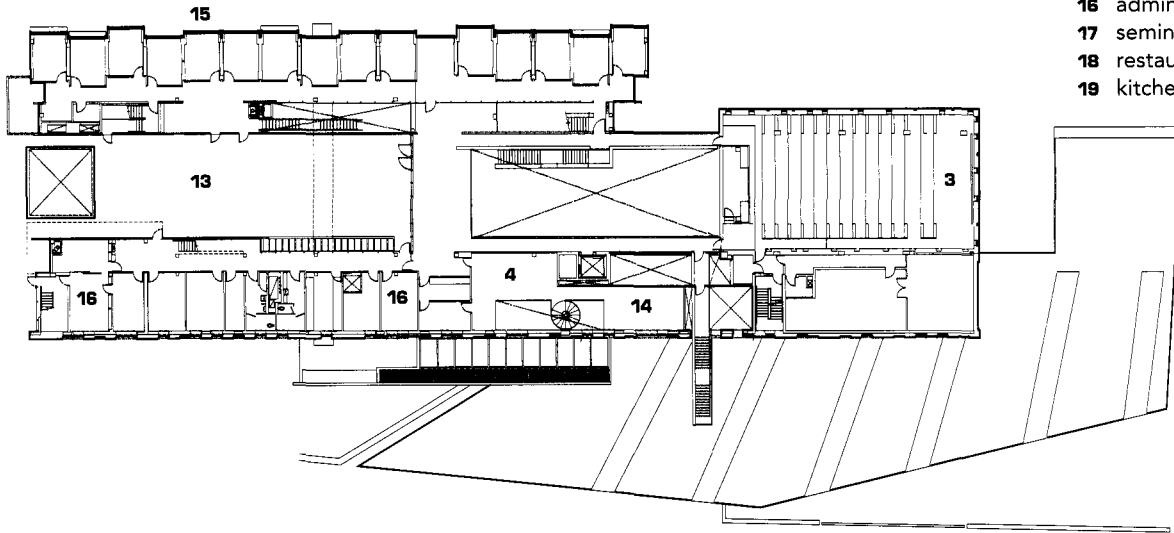


south façade perspective (above) and conceptual "layering" diagrams (top)

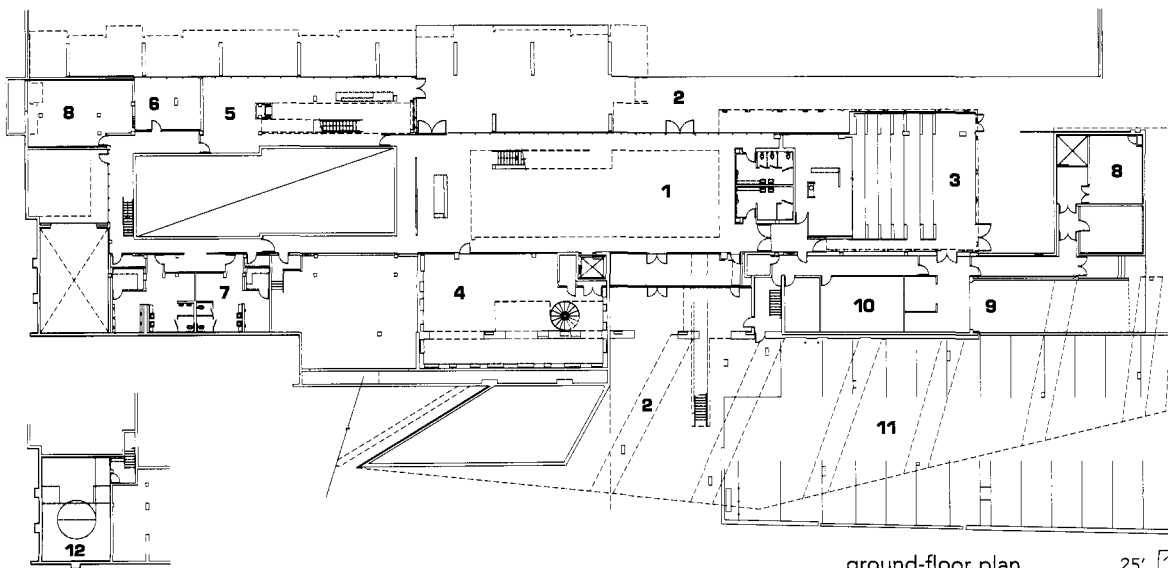


third-floor plan

- 1 main hall
- 2 entry
- 3 lecture theater
- 4 library
- 5 lounge
- 6 gym
- 7 changing rooms
- 8 mechanical
- 9 loading dock
- 10 storage
- 11 parking
- 12 squash court
- 13 garden
- 14 reading room
- 15 researchers' offices
- 16 administrative offices
- 17 seminar room
- 18 restaurant
- 19 kitchen



mezzanine plan

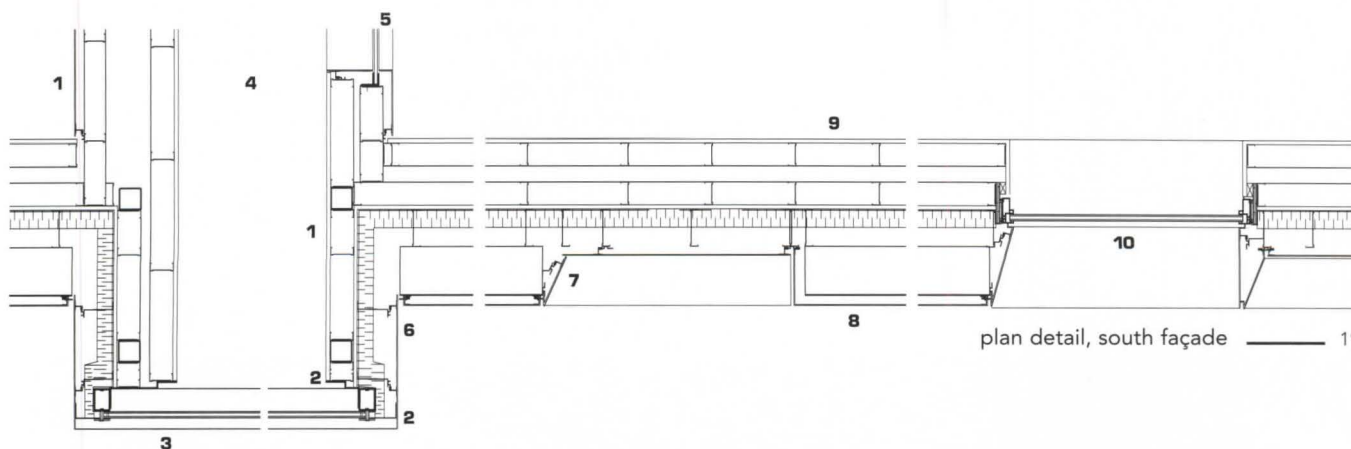


ground-floor plan 25' ↑

The research institute is a long bar organized around two central multistory spaces—the main hall on the ground floor and the interior garden accessed on the mezzanine—spanned by three bridges that extend across the entire volume. Access to the building is available from the north, along the reflecting pool, and under the new ground plane built up on the south side. The building houses a research center, individual and group research spaces, a library, and meeting and seminar spaces in addition to a 205-seat lecture theater. Administrative offices are located to the south; researcher offices to the north. The client requested that the facilities offer “an abundance of natural light and ample views for this contemplative work,” balanced with a convivial and receptive atmosphere. Amenities include a restaurant, café, lounges, and a fitness area to help make the institute “a 24-hour facility that is as self-contained as possible,” says Howard Burton, executive director. The plan also incorporates six working fireplaces and spaces outfitted for a busy schedule of invited musical performances.



The south façade is a 2-foot-thick steel-stud assembly clad in black aluminum composite, reflective stainless steel, and painted-steel panels, dotted throughout with large and small windows to create a seemingly random pattern of glowing blips at night. Behind the staggered apertures are administrative offices, each penetrated by two windows. While the openings seem to connect to the individuality of the occupants behind them, this primary public exposure is meant to “present the institute as a unified entity, but of enigmatic scale and content,” say the architects. The overall impression is also intended to conjure obscure mathematical imagery and “apparent disorder.”


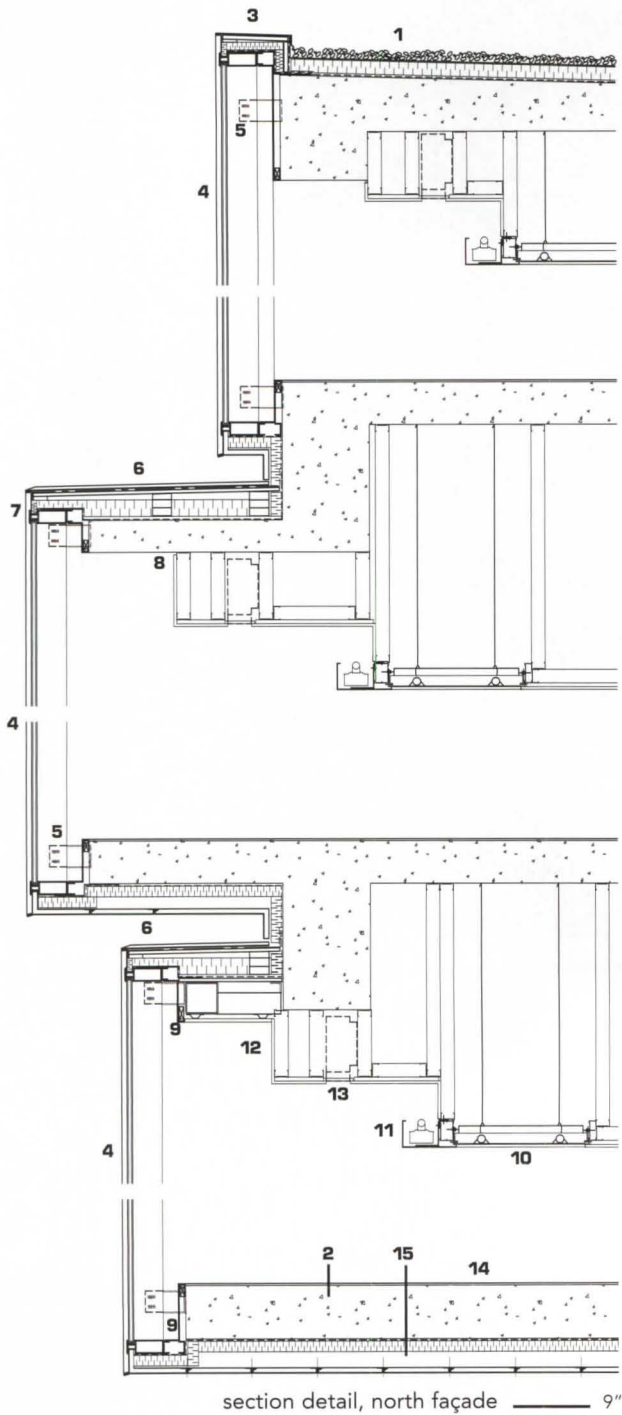


plan detail, south façade 1'

- 1 painted aluminum panels
- 2 anodized aluminum trim
- 3 anodized aluminum curtain wall
- 4 to interior bridge
- 5 glass wall with steel anchors

- 6 painted aluminum panel on polyurethane insulation over blueskin membrane and gypsum panels on steel studs
- 7 stainless-steel panel

- 8 aluminum composite panel on metal studs with polyurethane insulation
- 9 gypsum board with reveals
- 10 aluminum window




Enclosing the researchers' offices, the north facade is a gridded-glass curtain wall of black anodized aluminum and gray zinc. The cubes offer views onto a reflecting pool and the city's main park. This façade "reveals the institute as an organism, a microcosm of discrete elements" and individual thinkers, says the architects.

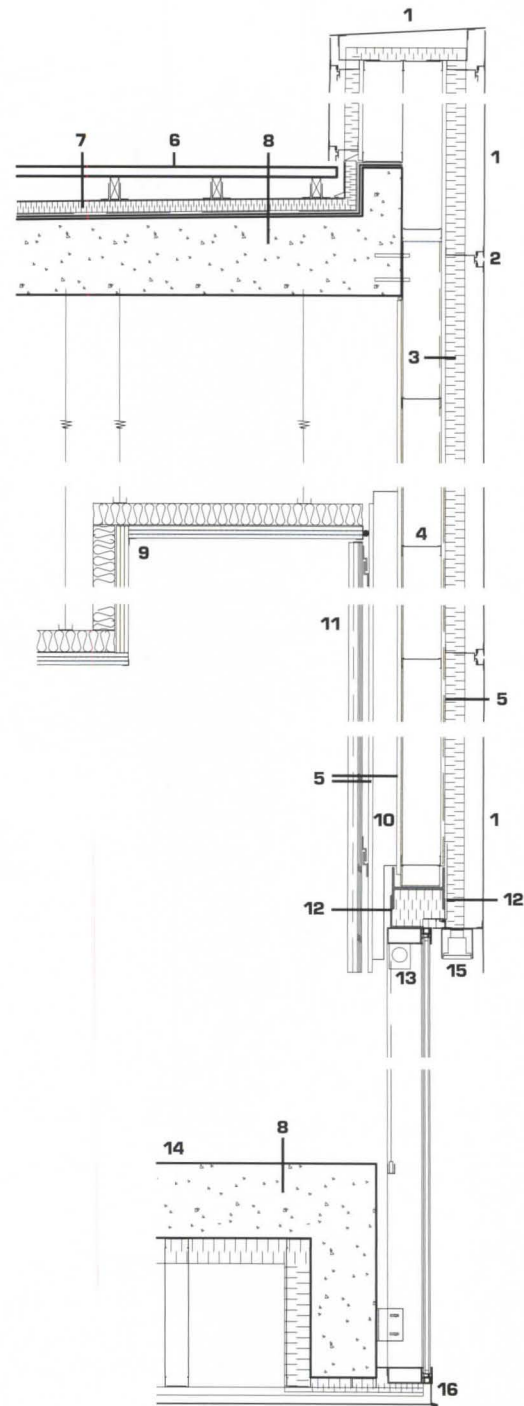
- | | |
|--|---|
| 1 stone ballast on polyethylene membrane over rigid insulation and rubberized asphalt membrane | 7 steel flashing |
| 2 cast concrete slab | 8 reveal bead |
| 3 zinc coping over plywood with drainage layer on rigid insulation and rubberized asphalt membrane | 9 anodized aluminum trim |
| 4 anodized aluminum curtain wall with steel plate mullions | 10 radiant panel |
| 5 curtain-wall supports | 11 bent-steel light cove |
| 6 zinc sheet | 12 gypsum board |
| | 13 supply air |
| | 14 linoleum floor |
| | 15 steel studs with neoprene spacers and steel Z-profiles supporting interlocking zinc panels attached with sliding clips |

Perimeter Institute for Theoretical Physics, Waterloo, Ontario, Canada

client: Perimeter Institute for Theoretical Physics—Howard Burton (executive director) **architect and landscape architect:** Saucier + Perrotte Architects, Montreal—Gilles Saucier (design principal), André Perrotte (project architect), Trevor Davies, Andrew Butler, Dominique Dumais, Eric Majer, Pierre-Alexandre Rhéaume, Anna Bendix, Sudhir Suri, Christian Hébert, Laurence LeBeux, Quinlan Osborne, Jean-Louis Léger, Samantha Schneider, Nathalie Cloutier, Christine Levine, Jean-François Lagacé, Sergio Morales, Guillaume Sasseville, Maxime Gagné, Audrey Archambault (project team) **engineers:** Blackwell Engineering (structural); Crossey Engineering (M/E/P); Stantec (civil) **consultants:** Acoustics Engineering (acoustical design); Novita (audiovisual); YGQ (kitchens) **general contractor:** Eastern Construction **area:** 64,000 square feet **cost:** \$20 million



The 205-seat lecture theater is clad in black aluminum panels with varied slot openings on a steel structure hung from the roof slab. The space was designed to acoustical standards that would be suitable for chamber-music performances. Above the space, an ipe roof deck offers an al fresco dining area adjacent to the restaurant.




section detail at lecture theater 1'

- | | |
|---|---|
| 1 black anodized-aluminum panel | 9 insulated gypsum-board ceiling on steel spring and neoprene hangers |
| 2 adjustable attachment | 10 return-air plenum |
| 3 polyurethane insulation | 11 tongue-and-groove white oak diffuser panels on plywood backing |
| 4 horizontal steel studs | 12 steel angle |
| 5 gypsum board | 13 retractable window shade |
| 6 ipe deck on adjustable pedestals | 14 linoleum floor |
| 7 polyethylene membrane over rigid insulation and rubberized asphalt membrane | 15 light fixture |
| 8 cast concrete slab | 16 zinc flashing |

Specifications and Suppliers

exterior systems: Ontario Panelization **curtainwall, windows:** Fulton Windows **cladding:** VM Zinc **glazing:** Trulite; Viracon; Prelco; Merit Glass **skylights:** IBG Canada **roofing:** Roof Tile Management; Hydrotech; Thaler **air/vapor barrier:** Bakor **entrance doors:** Kawneer **metal doors:** Commercial Door and Hardware **wood doors:** Cambridge Door **door hardware:** Schlage; Stanley; LCN; Gallery Specialty Hardware **exit devices:** Von Duprin **security system:** HID **acoustical ceilings:** Armstrong; Decoustics **cabinetry:** Art Magic **paints/stains:** Sico **laminates:** Nevamar **tile:** Cica; Olympia Tile **linoleum floor:** Forbo **shades:** Solarfective **auditorium seating:** Irwin **fireplaces:** Superior **sauna:** Finlandia **squash court:** Playcon **interior lighting:** Artemide, Thomas Lighting (ambient); Lightolier, Ledalite (downlights) **exterior lighting:** Zaneen, Thomas Lighting



David Palterer

David Palterer for Cersaie 2005

INTERNATIONAL EXHIBITION OF CERAMICS
FOR THE BUILDING INDUSTRY AND BATHROOM FURNISHINGS

CERSAIE

BOLOGNA ■ ITALY

27 SEPTEMBER/1 OCTOBER 2005

www.cersaie.it

EXHIBITING SECTORS:

CERAMIC TILES • SANITARY INSTALLATIONS • BATHROOM FURNISHINGS • FIREPLACES - CERAMIC STOVES - TILED KITCHENS • FIXTURES, MATERIALS AND SHOWROOM DISPLAYS FOR CERAMIC PRODUCTS • RAW MATERIALS, SEMIFINISHED PRODUCTS, EQUIPMENT FOR CERAMICS

Organized by **EDI.CER. spa**

Promoted by **ASSOPIASTRELLE**

In collaboration with

 **BolognaFiere**

Secretariat: PROMOS srl - P.O.Box 103 - 40050 CENTERGROSS BOLOGNA (Italy) - Tel. +39.051.6646000 - Fax +39.051.862514

Press Office: EDI.CER. spa - Viale Monte Santo 40 - 41049 SASSUOLO MO (Italy) - Tel. +39.0536.818111 - Fax +39.0536.807935

Circle 82 or www.architecturemag.com/productinfo

GOING WITH THE FAUX

Old world artisanship plus a splash of new technology ferry a San Francisco building back to the nineteenth century.

by Robert Klara

In 1898, 33-year-old local architect A. Page Brown completed San Francisco's Union Depot and Ferry House at the foot of Market Street, a structure intended to befit the city's rising prominence. Crowned by a 240-foot clock tower, the steel-framed terminal stretched its neck out along the bay, extending the continent with 660 feet of beaux-arts confectionery. Inside, passengers awaiting their passage strolled beneath 44 yellow brick arches studded by scrolled terra-cotta brackets. The nave didn't just look solid, it was: It **survived the 1906 earthquake** that leveled most of the city. It survived the subsequent firestorms that leveled what remained.

It did not, however, survive the 1950s.

The construction of two bridges over the bay and the rise of the automobile had rendered ferry service obsolete, so the city converted the terminal to office space in 1955, shoving a floor across the formerly open clerestory and hammering 11 of the 44 arches to pieces. Though most of the arches remained, over a quarter of the original brickwork had been discarded.

Skip now to 2001: The Ferry Building (as it's now known) is to be reborn as an open retail market, the nave is to be restored, and San Francisco-based SMWM, chief architect for the project, has got a problem. "About 330 feet worth of the arches had been removed," recalls senior associate Andrew Wolfram. "Large sections of brick were missing in other places along with the terra cotta. In some areas, it was all completely gone."

What to do? Hard lessons learned from life in the seismic zone did not make real masonry look like a very good option, never mind the cost of finding a matching buff brick and reproducing intricate, century-old work. So the architects settled on the next best thing—something they now say is the first best thing: faux brick, avec **faux finish**.

THEY WERE DUPED

Serving as the restoration architects for the building, San Francisco firm Page & Turnbull chose the custom fabrication company of Kreysler & Associates, located up in American Canyon near Napa, to produce the fiberglass replacement arches and create the weathered appearance necessary to make it all look authentic. Ordinarily, a fabricator would choose an intact arch from which to make a mold and then cast replacement panels, but curve variations among the sur-






In the ferry building's renovated nave (above) the faux bricks are nearly impossible to tell from the originals, though visitors are invited by tour guides to try. A 1950s reuse left the hall interrupted by a new floor that also obliterated many of the arches (below).

living masonry arches—and the problems these would have created when installing the new, half-moon windows beneath them—prompted Kreysler to create a **master model from scratch**.

To make the positive model for molding, Kreysler's team cut out a plywood spandrel panel 15 feet high and 12 feet across. Onto this they glued "bricks" cut from surfboard foam, and then grouted the seams by hand with joint compound mixed with sand. Because they were emulating a nineteenth-century masonry job, Kreysler's workers "created a randomness" to the brick positioning. "We didn't worry about the condition of the foam, too much either, like if the edges were ragged," company president Bill Kreysler says. "We were trying to make this look authentically irregular."

After making a fiberglass mold off the brick-panel template, the team poured into the mold a proprietary blend of synthetic resins and aggregates that achieves a stone-like finish and, in this case, a uniform yellow color similar to that of the bricks at the site. To add strength, Kreysler applied a second **layer of fiberglass** backing, which would support three load-bearing connections once the panel was installed inside the terminal building. (The process is nearly identical to modern boatbuilding, which Kreysler did prior to taking on architectural work: A plastic "gel coat" holds the color and maintains a smooth profile, while a backing layer of fiberglass gives strength and durability.) Once the mold had set, a little bit of sandblasting finished the surface effect: "When we erode the resin surface," Kreysler explains, "it **exposes the aggregate particles** and takes on the appearance of stone."





To make the master mold for the arches, the fabricator cut out “bricks” of surfboard foam (above left), while the keystones (top left) were molded directly from an on-site casting. In addition to reproducing the arches, the subcontractor created faux brick headers, mullions, and sills, like the one shown leaning against a column (above).

COLOR MY WORLD

Indeed, it does look like stone—but not *enough* like it, which is where local faux-finishing artist Jacquelyn Giuffre hit the bricks. Giuffre’s job was to apply a paint finish that would give the masonry a patina of age, but she faced a number of unique obstacles. For one thing, while the ferry building was under renovation, it had spent several months open to the harbor air, which caused some of the salts in the brick to come to the surface and turn green. “This presented real challenges because they had to faux-finish the panels to try to match brick on which the staining was in process,” explains Tom Duferrena, an architect with Page & Turnbull. What’s more, while much faux-finish work is seen by occupants at comparatively close range, the tops of the arches would be **28 feet away from pedestrians** on the upper promenade of the nave, and even further from those on the level below.

Using Cal-Tints pigments by Degussa (www.degussa.com), Giuffre developed six shades of yellows and browns, then “aged down” each brick with brushes and organic sponges—a process that took six months, even with help. The nature of faux finishing eschews the idea of following any set pattern, and the painting is purposely as random as the aging it’s meant to emulate. “I don’t even think about it—I just paint,” is how Giuffre describes her process, which in this case also included **randomly stippling** shades of green around the bricks to match the algae growth on the bricks at the site. To judge the appearance of the finish from a distance, the architects crawled on top of *storage cabinets* in Giuffre’s studio and stared at the panels on the floor, “to get the right perspective,” she says.

To create the 11 replacement arches, workers clipped each of the 22 panels to the building’s steel studs, one anchor point at each of a panel’s three corners. Where there was a vertical seam—“the zipper”—between new panel and original brick, Giuffre did the finishing on site: “I had to be careful to **blend old and new.**” Finally, an ultraviolet-protective coat sealed in the paint effects, which matched the old surface uniformly now that the building was again enclosed.

In the case of the ferry building (which reopened in 2003), a faux finish was in fact a union of prefabricated structure and an applied finish, a departure from the more traditional, artist-driven process. This does not, however, mean that the architects tried to hide the fakery. In fact, when visitors take tours of the marketplace in the building’s nave, guides invite them to try to pick out which bricks are faux. “Nobody says they don’t look real,” Wolfram relates. ■

The Ferry Building, San Francisco

client: Port of San Francisco **developers:** Wilson Meany Sullivan, Equity Office Properties Trust, Primus Infrastructure **architects:** SMWM, San Francisco (base building), Baldauf Catton Von Eckartsberg, San Francisco (retail), Page & Turnbull, San Francisco (preservation) **engineers:** Rutherford & Chekene, Structural Design Engineers (structural); Olivia Chen Consultants (civil) **general contractor:** Plant Construction **area:** 280,000 square feet **cost:** \$45 million

FOR INFORMATION ON FAUX FINISHES,
CIRCLE 125 ON PAGE 81.



CERAMIC TILES OF ITALY. THE ART OF LIVING.

A masterpiece begins from the selection of the first building block.

Italy produces the world's largest range of styles, colors, designs and technological innovations in ceramic tile.

Before your next residential or commercial project, be sure to visit www.italiatile.com to see the latest trends and find your closest source.

For more information, please contact:

Italian Trade Commission – Ceramic Tile Department – 33 East 67th Street – New York, NY 10021-5949 – tel. 212 7581050 – newyork@newyork.ice.it
Ceramic Tiles of Italy, promoted by Assopiastrelle (Association of Italian Ceramic Tile and Refractories Manufacturers), is a registered trademark of Edi.Cer. S.p.a.



Ceramic Tiles of Italy

Circle 62 or www.architecturemag.com/productinfo

ARCHITECTURE

ARCHITECTS & DESIGNERS, get involved in today's hottest **REAL ESTATE OPPORTUNITY!**

**MIXED-USE
DEVELOPMENT
CONFERENCE** EAST
DESIGN • FINANCE • DEVELOPMENT • MANAGEMENT

OCTOBER 27-28, 2005

Ritz-Carlton Buckhead, Atlanta

**MIXED-USE
DEVELOPMENT
CONFERENCE** WEST
DESIGN • FINANCE • DEVELOPMENT • MANAGEMENT

DECEMBER 12-13, 2005

Westin Century Plaza, Los Angeles

**New for 2005: TWO essential conferences
focusing on the emerging real estate market!**

Our highly successful Mixed-Use Development Conference expands to two programs in order to meet coast-to-coast demand for information, contacts and networking.

Hot conference topics:

- Leaders assess the state of mixed use development
- Case studies in success
- Focus on financing: Where's the mixed-use money
- Hot trends in design, construction & entertainment/amenities
- What tenants want: How to attract the right mix of occupants
- Determining the right product mix for the marketplace
- Come together: How to work successfully with government agencies

Register Today!

Mixed-Use EAST Registration

Early bird: **before October 10, 2005**

AIA member rate: **\$350**

Regular registration: **\$450**

Visit www.cponline.com/conferences
or call **646.654.4581** (9am - 5pm EST)

Mixed-Use WEST Registration

Early bird: **before November 28, 2005**

AIA member rate: **\$350**

Regular registration: **\$450**

Visit www.mixedusewest2005.com
or call **646.654.4581** (9am - 5pm EST)

Presenting Sponsor



Corporate Sponsors



Architectural Gallery

carrierjohnson

architecture for urban environments

Presented by



CPN

MULTI-HOUSING NEWS

A FASTER RIDE

Destination-based elevators take off in the United States.

by Katie Gerfen

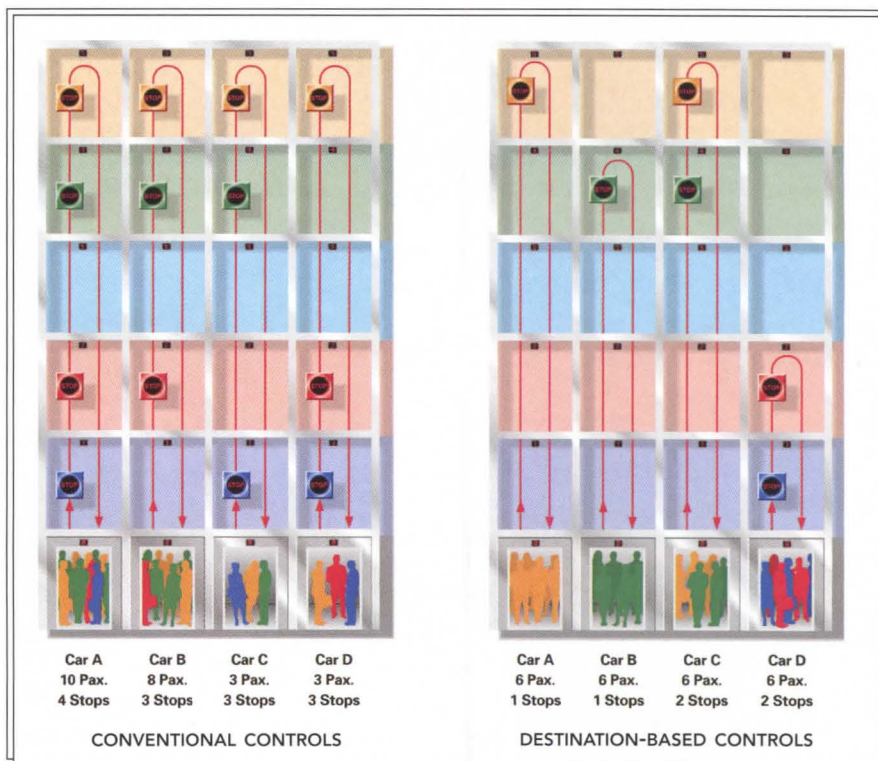
It happens to everyone. You're standing in the lobby of your office building. The clock is ticking toward the moment when you have to be in an important meeting. And every single one of your building's elevators seems interminably stuck on the fifteenth floor. Well, relax. Stress-reducing vertical transport, in the form of **destination-based elevators**, is on the way.

Though the idea for a destination-based system was patented by an Australian inventor in 1961, it was only recently pioneered for widespread use by Swiss manufacturer Schindler Elevators (www.schindler.com), with its Miconic 10 system and addressable car-dispatching software. Developed in the 1980s and first installed stateside in a retrofit of Indianapolis' Ameritech building in 1992, it is finally catching on in the United States, especially in urban centers. (There are over 2,100 installations worldwide with 500 in the United States, including 111 in the towers of New York City.) Other elevator companies, such as Mitsubishi (www.mitsubishi-elevator.com), ThyssenKrupp (www.thyssenkruppelevator.com), and Otis (www.otis.com) now offer competing systems.

EASY AS A, B, C

The concept is deceptively simple: Passengers press their desired destination floor into a **keypad** on a freestanding pedestal in the elevator lobby. The computer directs users to specific elevators based on shared floor destinations, for more efficient cycling of the cars and speedier trips.

"The key measurements for efficiency are wait time, **destination time**, and handling capacity," says Sula Moudakis, director of high-rise installation for Schindler. "This system decreases user travel time and improves the handling



This schematic comparison of destination-based elevator systems and conventional systems demonstrates how the grouping of passengers going to the same floor (color coded here) can increase the efficiency of car routes, decreasing travel time for each passenger.

capacity of each car by up to 30 percent, so modernization projects can increase capacity without adding cars."

Behind the concept is a powerful **software program** run off a standard PC. It calculates the optimal floor-to-floor trip based on number of requests, effect on passengers already on board, and location of cars in the system.

High-profile towers seem an ideal application for destination-based elevators. They have been specified for the Freedom Tower (page 15) at the World Trade Center site, and 15 units are being installed in Foster and Partners' Hearst Tower in midtown Manhattan, which will open in 2006.

THINK OUTSIDE THE BOX

The use of the Miconic 10 has been relatively slow to catch on here, says Moudakis—at least in comparison with its adoption in Europe and Asia. "I think that is because American architects are just beginning to realize the design ver-


satility this type of system offers," she elaborates. "A conventional system limits elevator layout, but that isn't so with destination-based." Since each passenger is assigned a specific elevator, the computer calculates the users' walking time to the open car and waits for them to arrive. This allows greater latitude in the **design of elevator banks**: Cars can be placed away from the keypad—even around corners—and still be identified and reached before the doors close.

In an era of tightened security, destination-based systems easily integrate **key-card access** data and typical destination floors for specific users. This can help regulate the movement of visitors between floors and reduce pileups around in-car swipe pads.

If this trend continues, you might just have time to grab that blueberry muffin in the morning.

FOR INFORMATION ON VERTICAL TRANSPORT, CIRCLE 126 ON PAGE 81.

Work without boundaries. Create without boundaries.



Dell recommends Microsoft® Windows® XP Professional

Adobe® Video Collection Standard

Software, documentation or packaging may vary from retail version.

Say goodbye to creative constraints. Dell™ and Adobe® have joined forces to help provide solutions for your creative needs. Dell Precision™ workstations feature the latest Intel® processors, loads of memory, and PCI Express™ x16 2-D and 3-D graphics cards, making them powerful enough to handle large graphics files quickly and deliver stunning visual effects. Best of all, Adobe has a range of Dell ISV-certified software options, including the comprehensive Adobe® Video Collection 2.5 Standard. Simple solutions, so all you have to do is be creative.

Limited time offers.

DELL PRECISION™ 470 WORKSTATION

Scalable, Dual Processor Capable Workstation

- Intel® Xeon™ Processor (2.80GHz, 1MB Cache, 800MHz FSB)
- Microsoft® Windows® XP Professional
- 1GB Dual-Channel DDR2 SDRAM
- 160GB* (7200 RPM) SATA Hard Drive
- 128MB ATI FireGL™ V3100 PCI Express™ x16 Graphics Card
- 48x CD Burner/DVD Combo Drive
- 3-Yr Economy Service Plan (Ltd. Warranty*, On-Site Service*, Tech Support)
- Monitor Not Included

\$1699 Lease as low as **\$45/mo.** (48 pmts.)*
E-VALUE Code: **04760-S40716m**

Recommended Upgrades:

- 3-Yr Business Essential Service Plan (includes 24x7 Same-Day On-Site Service*, advanced Tech Support), add \$408
- Dell™ UltraSharp™ 1905FP 19" Flat Panel Display, add \$499

DELL PRECISION™ M20 WORKSTATION

Workstation Performance, Notebook Mobility

- Featuring Intel® Centrino™ Mobile Technology with Intel® Pentium® M Processor 730 (1.60GHz, 2MB L2 Cache, 533MHz FSB); Intel® PRO/Wireless Card
- Microsoft® Windows® XP Professional
- 14.1" SXGA+ Active Matrix Display
- 512MB DDR2 SDRAM
- 60GB* (7200 RPM) Hard Drive
- ATI Mobility™ FireGL™ V3100 64MB PCI Express™ OpenGL Graphics
- 8x DVD-ROM Drive
- 3-Yr Economy Service Plan (Ltd. Warranty*, Tech Support)

\$1999 Lease as low as **\$53/mo.** (48 pmts.)*
E-VALUE Code: **04760-S40719m**

Recommended Upgrades:

- 80GB* (5400 RPM) Hard Drive, add \$30
- 3-Yr Business Standard Service Plan (includes On-Site Service*, CompleteCare™ Accidental Damage Service*, advanced Tech Support), add \$278

Dell recommends Adobe® software with Dell Precision™ workstations.

Adobe® Video Collection 2.5 Standard

- Package includes Adobe Premiere® Pro 1.5, Adobe After Effects® 6.5 Standard, Adobe Audition™ 1.5, and Adobe Encore™ DVD 1.5.

Special offer only with purchase of select Dell Precision™ Workstations*
Only **\$599** Great Value!

Adobe® Photoshop® CS2

Operate with powerful, next-generation digital imaging features that are the professional standard for graphic and web designers, photographers, and video professionals.

\$589 SKU A047279R

Adobe® After Effects® 6.5

Add stunning 2D and 3D compositing, animation, and visual effects as well as motion tracking and stabilization to production.

Standard Version

\$728 SKU A0369456

Adobe® Premiere® Pro 1.5

Revolutionizes non-linear video editing with real-time tools that provide precise management of virtually every aspect of video and audio editing.

\$729 SKU A0356041

FREE 3-5 Day Shipping* with purchase of select business systems. For a limited time only. Call or go online for eligible systems.



Adobe

Get more out of creativity. Get more out of now.



CALL 888.715.7504 CLICK www.dell.com/SMB/PrecisionHD

toll free

Call: M-F 7a-8p Sat 8a-5p, CT

***Pricing/Availability:** Pricing, specifications, availability, and terms of offer may change without notice. Taxes, fees and shipping and handling charges, except for free shipping offer, are extra, vary, and not subject to discount. Offers may be combined with other select offers or discounts. U.S. Dell Small Business new purchases only. **LIMIT 5 DISCOUNTED OR PROMOTIONAL ITEMS PER CUSTOMER.** In case of customers leasing under these promotions, please note that items leased will be subject to applicable end-of-lease options or requirements. Dell cannot be responsible for pricing or other errors, and reserves the right to cancel orders arising from such errors. **Workstation Offer:** Excludes n series. **Warranty:** For a copy of our Guarantees or Limited Warranties, write Dell USA L.P., Attn: Warranties, One Dell Way, Round Rock, Texas 78682. For more information, visit <http://www.dell.com/warranty>. **On-Site Service:** Service may be provided by third-party. Technician will be dispatched, if necessary, following phone-based troubleshooting. Subject to parts availability, geographical restrictions and terms of service contract. Service timing dependent upon time of day call placed to Dell. **Leasing:** Monthly payment based on 48-month Fair Market Value ("FMV") QuickLease and does not include taxes, fees and shipping and handling charges. Your monthly payment may vary, depending on your creditworthiness. QuickLease arranged by Dell Financial Services L.P. ("DFS"), an independent entity, to qualified Small Business customers. Minimum transaction size of \$500 required. At the end of the FMV QuickLease, you can: purchase the equipment for the then FMV, renew the lease or return the equipment to DFS. Please contact your DFS representative for further details. All terms subject to credit approval and availability, and are subject to change without notice. **CompleteCare Accidental Damage Service:** CompleteCare service excludes theft, loss, and damage due to fire or intentional damage. CompleteCare not available in all states. Customer may be required to return unit to Dell. For complete details, visit www.dell.com/servicecontracts. **Hard Drive:** For hard drives, GB means 1 billion bytes, actual capacity varies with preloaded material and operating environment and will be less. **Free 3-5 Day Shipping:** Free shipping is lowest cost (3-5 day) shipping. Valid for U.S. Small Business new purchases only. Available in Continental (except Alaska) U.S. only. To qualify for free shipping, minimum purchase thresholds may apply. Call or go online for details. Systems free shipping offers exclude Software and Peripheral (S&P) orders under \$59, all S&P orders placed by phone, and S&P orders placed in systems configurator pages. S&P free shipping offers apply to S&P orders purchased in the S&P Online store and/or by phone. Free shipping on S&P does not apply to S&P in the online system configuration pages, but can be combined with other offers. **Trademark/Copyright Notices:** Dell, the stylized E logo, E-Value, UltraSharp, CompleteCare and Dell Precision are trademarks of Dell Inc. Intel, Intel Centrino, Intel Xeon and Pentium are trademarks or registered trademarks of Intel Corporation or its subsidiaries in the United States and other countries. Microsoft and Windows are trademarks or registered trademarks of Microsoft Corporation in the United States and/or other countries. Adobe, the Adobe Logo and Acrobat are either registered trademarks or trademarks of Adobe Systems Incorporated in the United States and/or other countries. ©2005 Dell Inc. All rights reserved.

RENDER ME 3-D

A novel lighting study run on real-time computer-game technology yields real time and cost savings.

by Anna Holtzman

When the U.S. General Services Administration (GSA) Office of Applied Science asked engineering megafirm Arup to do a simple lighting study for a new federal courthouse in Jackson, Mississippi, the client did not anticipate that an overhaul of its design methods would ensue. Traditionally, when planning a new courtroom, the GSA has used plywood mock-ups of key components to test parameters such as sight lines. This method has certain benefits—primarily, the fact that one can walk around and sit in the model. However, the mockups are costly and represent only fragments of the courtroom. Critically, they also exclude information about lighting and materials. So for the Jackson job, the GSA decided to test the lighting scenarios on a 3-D computer model.

Robert Stava, the creative director of Arup's 3-D Media Group, opted for a model created in Autodesk's 3ds Max (www.discreet.com) and run on a real-time engine, similar to those used for computer games. This allows the client to "walk through" the model (on the display screen), viewing fairly accurate lighting and texture scenarios. The drawback to this choice is that image quality is slightly lower than that of still renderings. But in the future, Stava predicts, "The technology will improve. Eventually, real-time models will take over."

ACCURACY CHECK

The project was an enticing one for Stava, because, he says, "To the best of my knowledge, this is the first time anyone has tried to do an accurate, real-world lighting solution in real time." Estimating that Arup's lighting study is



80 percent accurate, Stava attributes the error margin to limitations in hardware and software—for example, a standard red-green-blue monitor has a relatively low contrast ratio and resolution compared to those of the human eye. In addition, a real-time engine can handle only a limited number of polygons—in other words, geometric complexity—so Stava had to "dumb down" the textures and geometry slightly for the engine to run smoothly.

Working on a PC setup, Stava used an off-the-shelf software package now gaining popularity called RTRE, from Cubicspace (www.cubicspace.com), a real-time application that interfaces with 3ds Max. First, his two-person team built a 3-D model with textures that were scanned from actual material samples and then scaled by eye. Next, the model was given to Arup Lighting to input Illuminating Engineering Society of North America (www.iesna.org) photometric data describing the shape and lux levels of the fixtures. Then the lighting team ran illumination studies with software called Radiance (<http://rad-site.lbl.gov/radiance/HOME.html>). Since there is no way to directly import a Radiance solution into 3ds Max, Stava's group used a proprietary engine to map the Radiance output onto the 3-D model, and then tweaked it by eye. For the final step, the Arup media team performed a "texture bake." This technique incorporates the lighting data and surface textures into the 3-D geometry,

To create this walk-through with accurate lighting and texture scenarios, Arup built a 3-D model in 3ds Max and ran it on a real-time engine using software called RTRE.

explains Stava. This way, the computer does not have to recalculate lighting effects each time the user "moves" through the model.

THE REAL TEST

The real-time model took roughly six weeks to complete, and then it was show time: Since the GSA has a working relationship with Disney, it took advantage of the entertainment company's Los Angeles "Imagineering Lab," a virtual-reality cave in which Arup's courtroom model was presented on a stereoscopic projection system to the project's lighting designers, architects, construction professionals, clients, and courtroom judges.

Aside from the fact that the computer model cost significantly less to build than a plywood mock-up, its accuracy allowed the project team to preemptively correct problems with the design—for example, insufficient illumination along one wall—before construction even began. While the Jackson courthouse, designed by Hardy Holzman Pfeiffer Associates, has since been put on hold, Stava reports that, "Across the board, everyone said that this is the way to go in the future."

FOR INFORMATION ON RENDERING SOFTWARE, CIRCLE 127 ON PAGE 81.

product: **Cut & Bond**
 manufacturer: **Hanson Brick**
 web: hansonbrick.com

Traditionally, brick corners or arches over doors or windows are cut on site and bonded together, leaving a seam. This collection of precut and prebonded shapes allows the mason to easily assemble a corner or arch without visible joints, while also saving time and cost. Hanson's "New Concept Jack Arch" for windows and doors comes with angled bricks on either side of a keystone, with voussoirs that are already mortared together.




product: **Arcadian**
 manufacturer: **Haddonstone**
 web: haddonstone.com

Suitable for applications that require simple stone shapes—such as windowsills or cladding panels—Arcadian is produced by means of a multicasting system and accelerated vapor curing, which allows the product to attain overnight the equivalent of seven days of strengthening, while also minimizing primary efflorescence and helping to ensure color uniformity. The stone comes in two standard hues, Portland and Bath (below), and custom colors.




product: **Spectrum**
 manufacturer: **Belden Brick**
 web: beldenbrick.com

The Spectrum Series introduces a new, additional array of colors—starting with Ashberry (below) and Brandywine—that are a shade darker than the rest of Belden Brick's lines. Available in sizes ranging from "Modular" (3-5/8 inches by 2-1/4 inches by 7-5/8 inches) to a new dimension the company calls "Double Monarch" (3-5/8 inches by 7-5/8 inches by 15-5/8 inches), the series meets the ASTM standard for Facing Brick, Grade SW, Type FBX.



FOR MORE INFORMATION ON BRICK AND STONE PRODUCTS, CIRCLE 128 ON PAGE 81.



Privacy windows at the touch of a switch!

Polyvision™, a revolutionary breakthrough in Liquid Crystal Display technology, allows you to transform from a milky-white translucent to an optically clear state with the touch of a switch.

Polyvision provides endless applications for architects and other design professionals.

- Privacy windows for conference rooms, executive offices and trade show exhibits
- Bullet-proof security glass

- Hospital privacy, surgery and intensive care area
- Bank teller windows
- Special effects for the entertainment industry
- Ultra-modern residential and commercial applications

POLYVISION™
 by Polytronix, Inc.

Polytronix, Inc.
 805 Alpha Drive
 Richardson, TX 75081

Tel: 972.238.7045 x140
 Fax: 972.644.0805
 Website: ([privacyglass](http://privacyglass.com))
www.polytronix.com

- ☒ product: **Duo**
- ☒ manufacturer: **Steelcase**
- ☒ web: steelcase.com

Duo is designed for pairs of people that spend much of their day working together but also need space to work independently. Through movable components, the workstations support dyadic work by providing quick access to materials while also affording privacy and interaction. The portfolio includes: tall storage, which doubles as a transaction surface between two workstations; an overhead unit that provides shared storage but doesn't hinder sight lines; and a slim unit that allows another shared surface for paper piling.




- ☒ product: **Ad One**
- ☒ manufacturer: **Vitra**
- ☒ web: vitra.com

Ad One is a modular system of tables, storage components, and accessories designed by Italian architect Antonio Citterio. The basic table measures 71 inches by 35-1/2 inches and is supported by a perimetric steel frame that allows the same four legs to support up to six connected tables. Storage units can sit below or on top of the tables, while elevated storage units can face toward or away from the desk. Fabric-covered screens can slide between tables, while central screens can also hold office accessories.



FOR MORE INFORMATION ON FURNITURE,
CIRCLE 129 ON PAGE 81.

Soft-spoken in design.
Yet you can't miss it.



inox™



CIRCUM™



HEWI®



d line™

HDI Railing Systems

1200 Corporate Blvd. • Lancaster, PA 17601 USA

PH: 717-285-4088 • FAX: 717-285-5083

Email: info@hdirailings.com • www.hdirailings.com


- ☒ product: **North Hatley**
- ☒ manufacturer: **Garaga**
- ☒ web: **garaga.com**

North Hatley is a carriage-house-style door of galvanized steel with baked-on polyester paint and traditional black stamped-steel hardware in a forged-iron look. It's available in widths of up to 18 feet and heights of up to 10 feet; five colors; and several window options.




- ☒ product: **Avante Collection**
- ☒ manufacturer: **Clipay**
- ☒ web: **clipaydoor.com**

Formerly available only for commercial use, the Avante Collection has been recast as a domestic product. Glazing options include clear, frosted, tinted, and mirrored glass and acrylic panels. The 2-1/8-inch-thick aluminum frame can be painted or sealed with a clear, white, or brown finish.



Built one at a time,
so you get exactly what you want.



- ☒ product: **Knock & Lock**
- ☒ manufacturer: **Overhead Door**
- ☒ web: **overheaddoor.com**

This breakaway door system has a steel exterior, a puncture-proof interior skin, and polystyrene insulation of up to 2 inches thick, providing an R-value of 8.56. Features include: automatic reset; single- and dual-panel breaks; and panel widths of 8 to 10 feet in 21- and 24-inch heights.



In an industry moving toward mass production, we still make each residential elevator one at a time in our Pennsylvania plant. Elevette® has more choices in styles, finishes, options and price levels than any other manufacturer. And, we provide a parts warranty no one can beat. Your customers will love this unique feature, and you'll love its high-profit return. Call us today to learn more.

INCLINATOR
COMPANY OF AMERICA

www.inclinator.com • 800-343-9007

DEPT. 96

FOR MORE INFORMATION ON DOORS,
CIRCLE 130 ON PAGE 81.



GRAPHISOFT
ARCHICAD 9

FREE Webcast: Graphisoft ArchiCAD Helps Bring Original Frank Lloyd Wright Design to Life for the First Time!

In testament to the versatility and power of ArchiCAD®, a home based on an original Frank Lloyd Wright design, 50 years after its initial inception, is now under construction after being fully modeled and documented in ArchiCAD (on the Macintosh® platform) by Thomas A. Heinz, AIA.

Where most of Wright's later, Usonian residences are structured to follow a rectangular/square grid, this home was based on an equilateral triangle, with walls at either 60 or 120-degree angles. The building's site also played a strong role in the layout of the plans. A 60-foot rock, known in the project as the Whale Rock, forms a wall in the entrance of the building and also supports part of the roof. ArchiCAD allowed Heinz the flexibility to work with these challenges, following through on the design as Wright originally intended.

Thousands of architects around the world have designed over one million projects using ArchiCAD over the past two decades – including 5,000 square-foot projects like this home, to buildings that are hundreds of thousands of square feet, to entire cities!

FREE Webcast: Space is Limited – Register Today!


Join us on September 13, 2005, at 1pm Eastern, as Thomas A. Heinz, AIA, presents this incredible project – and how the ArchiCAD Virtual Building solution helped make it possible.

Attendance is limited – reserve your space today by registering at www.graphisoftus.com/wright.

Circle 88 or www.architecturemag.com/productinfo

"OTHER PROGRAMS DON'T UNDERSTAND HOW A BUILDING WILL ACTUALLY STAND UP IN ITS ENVIRONMENT. WITH DESIGNS DEVELOPED IN THE ARCHICAD VIRTUAL BUILDING MODEL, YOU CAN REALLY GET THE FULL FEEL AND DIMENSIONS OF THE SPACE. THIS BECAME VERY IMPORTANT IN THE REVIEW AND APPROVAL PROCESSES. WE SPED THROUGH APPROVALS BECAUSE EVERYONE COULD IMMEDIATELY SEE WHAT THE BUILDING WOULD LOOK LIKE, INSIDE AND OUT."

– Thomas A. Heinz, AIA



BOOK

Exit Utopia: Architectural Provocations 1956-76 | edited by Martin van Schaik and Otakar Máčel | Prestel

Anyone distressed by the dystopian state of current events around the globe might find a mental escape hatch in *Exit Utopia*. It will remind readers that a handful of rebellious architects and artists, fueled by the social complacency and conservatism of the 1960s, upended professional stasis with their alternative schemes for human habitation. Famous, little-known, and never published works by the likes of architects Peter Cook (right), Superstudio, Yona Friedman, and painter Constant Nieuwenhuys are reproduced between the book's inescapable mirrored-metallic covers. **Abby Bussel**



EXHIBITION

Extreme Textiles: Designing for High Performance | Cooper-Hewitt, National Design Museum | New York City | Through October 30


With high-tech woven samples organized according to such capabilities as strength, lightness, speed, and safety, *Extreme Textiles* includes several show-stoppers: An implantable polyester device for reconstructive shoulder procedures that resembles a lace doily; the Mars Pathfinder lander airbag (right), made of woven Vectran (a liquid crystal polymer), that may look like an enormous bunch of space-age grapes but in fact cushion the spacecraft's touchdown; and Testa Architecture and Design's carbon tower prototype (April 2003, page 51). The structural basis for this airy cylinder-shaped skyscraper is a woven carbon-fiber double-helix. These textiles are a far cry from grandmother's Afghan blankets. **Anna Holtzman**



INSTALLATION

Serpentine Gallery Pavilion 2005 | Álvaro Siza and Eduardo Souto de Moura with Cecil Balmond (Arup) | Serpentine Gallery | London | Through October 2

Compared to the Serpentine's technically sophisticated, visually bombastic pavilions from years past, the 2005 entry by Portuguese architects Álvaro Siza and Eduardo Souto de Moura—with Cecil Balmond of Arup—known for the Serralves Museum and Braga Stadium (July 2004, page 48), respectively, seems positively primitive. But it isn't. Rendered in a contortive grid made of timber, the mixed-use structure is fashioned with panes of translucent polycarbonate, punctured with holes fitted with solar-powered electrical lamps. At night, it provides a mirror-ball effect of light when the café—paved with stones—becomes a venue for education and entertainment. The building faces the gallery, sited in striking opposition to its sensible neoclassical façade, and is poised on unclad "feet" extending from the folded-down roof, like an animal or a Roman war machine ready for the attack. From inside, however, it not only frames spectacular views of the surrounding Kensington Gardens through its various apertures but also affords protection from the elements and a sense of comfort like a marquee or an enormous hat. The pavilion is an open-air construction bolted together with mortise-and-tenon joints, yet for all its low-tech use of materials and ostensible design simplicity, it, more than its predecessors, appears truly site-specific: a complex structure that engages its public context through its conception, materiality, and sheer generosity. **David Bussel**



EXHIBITIONS

CHICAGO
Holabird & Root 125
 A retrospective exhibition highlighting the firm's design work over its 125 year history.
CHICAGO ARCHITECTURE FOUNDATION
architecture.org
 Through February 16


LOS ANGELES
On Tour with Renzo Piano Building Workshop
 A recreation of the architect's studio, with work from selected projects.
LOS ANGELES COUNTY MUSEUM OF ART
lacma.org
 Through October 2

SAINT LOUIS
Currents 95
 Artist Julie Mehretu's painting series based on historical military architectural plans.
SAINT LOUIS ART MUSEUM
slam.org
 September 8–November 27



EVENTS

BOSTON
Build Boston
 The 21st annual tradeshow for design, building, and management professionals features 200 workshops.
SEAPORT WORLD TRADE CENTER
buildboston.com
 November 15–17



NEW YORK CITY
The Building Science and Technology Symposium
 Symposium on building envelope reliability and environmental control in new constructions.
PARK CENTRAL NEW YORK
colpittsmeetings.com/ny
 October 13–14

PORTLAND, OREGON
National Preservation Conference
 The National Trust for Historic Preservation's annual conference, with 50 seminars and field studies.
THE HILTON PORTLAND
nthpconference.org
 September 27–October 2

COMPETITIONS

AIA Awards for Regional and Urban Design
 Recognizes achievements in expanding the architect's role in urban design and planning projects.
aia.org
 Fee deadline: September 9

Architecture and . . .
 The Architectural League of New York seeks proposals for a year's worth of programs focused on how design intersects with other disciplines.
archleague.org
 Deadline: September 12

Windscape Ideas Competition
 Cape Wind Associates seeks ideas for the first offshore wind farm, to be situated in Nantucket Sound.
architects.org/windscape
 Registration deadline: September 30

Rome Prize 2006
 The American Academy in Rome invites applications for the famed independent-research fellowship program.
aarome.org
 Deadline: November 1

IMAGES COURTESY EXHIBITING INSTITUTIONS

STRONG. TOUGH. DURABLE.

The 1715AK threshold is designed to withstand the most excessive conditions. Give it all you got - the 1715AK can take it. Featuring a "No Bump" ADA compliant design and manufactured with Pemkote™ anti-skid surfacing.



Ideal for:

- Heavy Traffic Entry Doors
- Manufacturing Buildings / Plants
- Coastal and High Humidity Areas
- Excessive Weight Bearing Applications
- Areas Prone to Slippery or Icy Conditions

 **PEMKO**
 800.283.9988
www.pemko.com

ARCHITECTURE PRODUCT REVIEW

To advertise contact Fatima Ruiz at 646 654 5763 (phone) or 646 654 4417 (fax) frui@vpubs.com

BARTCO LIGHTING, INC. - BFL800



The BFL800 is a specification grade, low profile luminaire available in one, two and three lamp configurations. This fixture operates standard T8 fluorescent lamps in nominal lengths of 1 to 5 ft. With an overall height of 2 5/8" and width of 2 1/16", the BFL800 can accommodate most popular dimming ballasts and still maintain a low profile. This UL/C-UL fixture is ideal for general cove and perimeter architectural applications.

Bartco Lighting, Inc
Huntington Beach, CA
p: 714.848.0892 f: 714.848.6843
info@bartcolighting.com
www.bartcolighting.com **Circle 101**

BIOFIT - AVOC ERGONOMIC OFFICE CHAIR




BIOFIT OFFICE CHAIR
DESIGNED FOR COMFORT
BioFit® Engineered Products' new AVOC ergonomic office chair provides maximum comfort. The high backrest is shaped for lumbar and kidney support. The contoured seat features a waterfall front for improved circulation. A seated individual can adjust seat and backrest height and tilt, control tilt tension and lock seat tilt. For more information, visit www.biofit.com, call 800-597-0246 or email biofit@biofit.com.
Circle 102

SHAPER HIGH PERFORMANCE BOWLS



Shaper's new High Performance Pendant Series features ten new styles with a range of profiles from 3" (low profile luminaires) to 14" (deep bowl luminaires). The low profile, shallow bowl (1250 pictured) and deep bowl series offer a variety of lamp options and finishes including nickel, copper brass, natural aluminum and custom colors. Visit shaperlighting.com.

Circle 103



Circle 104

Where
do you
Rock?

www.eldoradostone.com/walkthrough

ELDORADO STONE
A HEADWATERS COMPANY

EUROTEX CARPET



For Walls and Floors
Tretford, in the original ribbed texture, now comes in a choice of 51 heathered colorways. Wall carpet muffles sound. Rated Class A for resistance to flame and smoke. Companion products offer the same texture and many of the same colors in carpet for floors and carpet tile. Contact Eurotex at 800.523.0731, email specurotex@prodigy.net, or go to www.eurotexinc.com

Circle 105

FAAC INTERNATIONAL, INC.



Invisible Swing Gate Operators -- FAAC is the world's largest specialized manufacturer of operators for swing, slide and barrier gate systems. The Model 760 hydraulic swing gate operator is designed specifically for in-ground residential applications. It's power and invisibility make the 760 ideal for large, ornate gates. For more information of the 760 and other FAAC products, visit www.faacusa.com.

Circle 106

UL 325
Model 760

ARCHITECTURE PRODUCT REVIEW

To advertise contact Fatima Ruiz at 646 654 5763 (phone) or 646 654 4417 (fax) fruiz@vnubuspubs.com

ECO-NOR



ECO-NOR offers six distinctive predecorated elevator door facings in 18 gauge stainless steel. ECO-NOR is competitively priced making it an ideal choice for remodeling or budget sensitive projects. ECO-NOR offers prompt lead times without the need for prior specification.

ECO-NOR
Northern Engraving Corporation@
Specialty Products Division
Rainer Gocksch
305-231-4950 866-855-4243 (toll free)
305-231-4952 fax
rgocksch@norcorp.com
www.eco-nor.com **Circle 107**

GAGECAST™



Gagecast™ is a cast metal wall surfacing material suitable for a variety of interior architectural applications where patterns that feature high luster, relief, durability, and cost effective installation are a requirement. Twenty-four designs are standard, however, custom collaboration is encouraged. Gagecast™ is one component of Gage Vertical Surfacing. Contact the factory for product literature and selected samples. 800.786.4243.

www.gageverticalsurfacing.com
Circle 108

ARCADIAN ARCHITECTURAL STONE



Arcadian Architectural Stone is a revolutionary innovation from Haddonstone.

This unique production process is suitable for practically any project requiring simple stone shapes and designs ~ windowsills, heads, string courses, cladding, quoins, capings etc.

For further details:
Haddonstone (USA) Ltd
32207 United Avenue, Pueblo, CO 81001
Telephone: 719 948 4554
www.haddonstone.com
Circle 109

HADDONSTONE



The prestigious Omni Shoreham Hotel in Washington DC has undergone major refurbishment and now features numerous standard and custom-made Haddonstone designs.

Haddonstone is a leading manufacturer of high quality landscape ornaments and architectural cast limestone with standard designs ranging from balustrading, columns, porticos and window surrounds to pier caps, copings, landscape ornaments and custom-made components. Haddonstone (USA) Ltd 201 Heller Place, Bellmawr, NJ 08031
Tel: (856) 931 7011 Fax: (856) 931 0040 info@haddonstone.com
www.haddonstone.com Offices also in California and Colorado.
Circle 110

JUXTAFORM



A collection of versatile design elements used to define, reconfigure or highlight interior space.

Cost-effective and easy to use, these fire-retardant stretched fabric panels are available in a variety of shapes, sizes and colors.

www.juxtaform.com
888-juxtaform (589-8236)
Circle 111

KEPCO - PANEL STONE REDUCED




KEPCO+ specializes in the design and installation of prefabricated custom cladding systems incorporating natural stone, terra cotta, and/or tile. Prefabrication can often provide solutions to the construction industry's most critical constraints: time, budget, and quality. For more information on how prefabrication can help your next project, visit www.kepcoplus.com or call 800.495.9127.

Circle 112

ARCHITECTURE PRODUCT REVIEW

To advertise contact Fatima Ruiz at 646 654 5763 (phone) or 646 654 4417 (fax) frui@vpubs.com

LOUIS POULSEN LIGHTING'S AH WALL



Louis Poulsen Lighting has introduced a new family of affordable, performance-based, semi-recessed wall luminaires designed by Alfred Homann. The standard anodized aluminum finish combines with clear, opal or frosted glass options to adapt to myriad architectural possibilities. Designed for both indoor and outdoor use and created in two sizes, AH Wall is noted for its simple installation, easy maintenance and 7-year warranty. For more information or to download your own AH Wall brochure, visit www.louis-poulsen.com **Circle 113**

ATTRACTIVE IMPACT TRAFFIC DOORS




RubbAir's rugged, yet handsome rotomolded Quantum Door provides an excellent means for safely expediting material flow & personnel movement in retail, commercial, & industrial facilities. This fully insulated & gasketed impact door features 250° swing (125° in each direction), advanced kinge design that significantly reduces wear, 100% corrosion-resistant hardware, 50% thicker door panel that competitive models, & superior sound & thermal insulation properties. RubbAir Door Div., 800-966-7822; Fax: 978-772-7114. **Circle 114**

HATCH RAILING SYSTEM



Bilco's Bil-Guard™ hatch railing system provides a permanent means of fall protection for hatch openings. Tested and proven to meet and exceed OSHA fall protection regulations (29 CFR 1910.23), the Bil-Guard installs easily with basic tools and features corrosion resistant construction. For more information, visit www.bilco.com or call (203) 934-6363. **Circle 115**

WALKER DISPLAY




Walker Display helps you design an efficient system for exhibiting artwork anywhere. The functional no-nails design works on all wall surfaces, allowing creativity and easy rearrangement of artwork.

COMPLETE FREE CATALOG AVAILABLE
Walker Display Incorporated
PO Box 16955
Duluth, MN 55816-6955
800-234-7614
www.walkerdisplay.com


Circle 116

BILCO - SM SURFACE MOUNTED DOOR



Bilco's Type SM Surface Mounted door is a cost-effective access solution for underground vaults that do not require a flush-mounted door. It features a concealed internal mounting flange for easy and secure installation. Simply position the door over the vault opening and bolt it into place. The door is also ideal for applications where the infiltration of contaminants is a concern. The gasketed, overlapping cover drains water and prevents debris from entering the opening. For more information, call (203) 934-6363 or visit www.bilco.com. **Circle 117**

ARCHITECTURE CLASSIFIED ADVERTISING



To advertise contact
Fatima Ruiz at
646 654 5763 (phone)
or 646 654 4417 (fax)
frui@vpubs.com

CAREER OPPORTUNITIES

Faculty Position in New Architecture Program

The School of the Art Institute of Chicago seeks a full time, tenure track faculty member with academic teaching and leadership experience, and expertise in the field of architecture to teach and develop innovative graduate and undergraduate curricula in Architecture. The position begins in fall 2006; rank and salary are commensurate with experience.

The School is significantly expanding its graduate programs in design, including a new Master of Architecture curriculum, which is structured to overlap significantly with the new Master of Interior Architecture and Master of Design in Designed Objects degree programs. It provides a structure for transdisciplinary teaching and research, including opportunities to intersect with faculty and students in other design and fine art areas at the school.

Applicants must have an active professional practice, preferably with a professional license to practice architecture, relevant teaching and academic experience, and an interest in contemporary design theories and issues. Candidates with significant interest in design for sustainability, emerging technologies and control systems, materials research, urban issues, or landscape issues, and who are familiar with digital workflow, are encouraged to apply.

Core teaching responsibilities will include graduate level studios, seminars, and lab courses in the new Master of Architecture program and other new graduate design programs. The successful candidate will also contribute to departmental leadership, and to the development and teaching of the existing undergraduate BFA pathway in Architecture.

Please send a letter of application, curriculum vitae, statement of philosophy regarding both teaching and design work, visual examples of professional and student work on CD-Rom, DVD, slides, etc., names and addresses of three references, and an SASE (only if you wish to have the materials returned) by October 15, 2005 for priority consideration to:

Architecture Search/Architecture
School of the Art Institute of Chicago
Office of Deans and Division Chairs
37 South Wabash Avenue
Chicago, IL 60603

CAREER OPPORTUNITIES

ARCHITECT - Requires BS degree in Architecture or equivalency + 4 yrs related experience. Duties- Prepare bldg zoning analysis based on city/state codes; draw architectural conceptual design dwgs, 3D design and rendering; prepare high voltage design dwgs showing plans, gen. arrangement, elevations, sections, and details; perform other related technical and architectural functions such as bldg applications for permitting and review attendance to plan examiners; utilize AutoCAD R14 or 2000 and Microstation. Job in NYC. Fax cover letter, resume, salary requirements, list references to 718-898-8064. ID job# AR-01 in letter.

CAREER OPPORTUNITIES

Junior Architect (Philadelphia) Under the strict supervision of senior architect, prepare info regarding design, specifications, materials, color, equipments, estimated times & construction times. Prepare 2-dimensional models, 3-dimensional models & sketches for presentation to clients. Measure, access & evaluate use of space for interior & exterior design. Prepare scale drawings, drafts, renderings, projects designs & plans utilizing traditional methods as well as computer assisted design software such as Form Z (3D-CAD, Flash & 3D Viz). Assist in the preparation & design of architectural documents for institution & commercial projects. Compile & analyze data on site conditions & such as geographic location, structures & environmental impact. Must be eligible for NCCARB. BS in Architecture & Rel Exp. Send res to Colleen Veltri, Dir of Recruiting, Vollmer Assoc. LLP, 50 W.23rd St., NY, NY 10010.

WATERCOLOR RENDERINGS

Fortune 500 clientele, Watercolor: 11" x 17", 3 days. Evocative, Poetic, Cost Effective. QUICK SKETCHES TOO! Visa, MC, AmEx. Mayron Renderings, 1-800-537-9256, 1-212-633-1503. Visit www.mayronrend.com

CAREER OPPORTUNITIES

JR Walters Resources, Inc. specializing in the placement of technical professionals in the A&E field. Openings nationwide.

Address: P.O. Box 617, St. Joseph, MI 49085-0617
phone: 269-925-3940 fax: 269-925-0448
e-mail: jrwawa@jrwalters.com www.jrwalters.com.

CAREER OPPORTUNITIES

Architectural Designer to consult w/client to determine functional & spatial reqmts, prep presentation drawings from initial rough draft concept using CAD, research, plan, dsng & admin bldg projects conceive & dsng necessary details for working drawings for new/existing structures. Prep info regarding dsng, specs, prep working plans & drawings coord drawings w/consultants, prep scale drawings & contract docs for bldg contractors. Conduct on site observation of work during construction to monitor compliance w/plans. 2 yrs exp. Forbes Architects, 4565 Ponce de Leon Blvd, Ste 100, Coral Gables, FL 33146.

CAREER OPPORTUNITIES

ARCHITECT sought to plan & design commercial building. Respond by resume only to Mr. Howard W. Acton, Business Mgr., #L/A-10, Kendall/Heaton Associates, Inc., 3050 Post Oak Blvd., Ste 1000, Houston, TX 77056.

CAREER OPPORTUNITIES

Technical Designer Plan/design interior of private/comm kitchen/bath. Use s/w such as Illustrator/photoshop/3D. Req: BFA in Interior Design & 2 years of exp in job offered Or as Interior Designer. Res to: S. Bauer, Ronald Schmidt 222 Grand Avenue, Englewood NJ 07631

CAREER OPPORTUNITIES

Landscaping Architect for a design firm in Miami specializing in landscaping design, masterplans, irrigation & lighting. Duties involve: Master Planning; Siteplans, Facade, Lighting & Irrigation design & Budget Development. F/T position M-F pays market level salary. Applicants with Bachelor's degree in Architecture or its foreign equivalent + 1 yr rel. exp. Must have excellent skills in Freehand drafting and knowledge in Florida Horticulture. Send resumes only to President, F. Bilbao Landscaping & Architectural Design, Inc., 110 Salamanca Suite #304, Coral Gables, FL 33134

CAREER OPPORTUNITIES

Architectural Designer A leading firm of professional Architects & Urban Planners seeks individual to work/& assist principal architect's work. Req: Bachelor's or foreign eqvt in Architecture + 3 yrs combined exp in urban planning, design project for residential & commercial real states, & construction managmt. Must have demonstrable exp in construction administration, methods of construction (steel & reinforced concrete a must) & proficiency in Autocad & Revit. Must have knowledge of construction administration for frame structure, steel & reinforced concrete structures used for different types of buildings. Send CV & cover letter to Mr. Donald Stull, President, Job code: LD38, Stull and Lee, Inc., 38 Chauncy Street, Suite 1100, Boston, MA 02111 or by e-mail to dstull@stullandlee.com. No phone calls.

Q-CAD DRAFTING SERVICES

Hand-Drafted into CAD



BEFORE (Hardcopy) AFTER (CAD File)

800-700-3305 | www.Q-CAD.com | qcad@qcad.com

- \$80** Per Sheet (E-Size)
- Low Prices
 - Fast Turnarounds
 - AIA, Custom, Lite Layers
 - AutoCAD or Microstation
 - 100% Quality & Accuracy

Specs Library



The best way
to specify products

- 550+ manufacturer specs
- In the CSI 3-Part Format
- In Microsoft Word, WordPerfect, RTF and ASCII
- Easily accessible on www.arcat.com
- Free

ARCAT[®]
www.arcat.com

Circle 241 or www.architecturmag.com/productinfo

FREE PRODUCT INFORMATION

RS #	ADVERTISER	PAGE
230	Academy of Art University	8
23	Adobe	2-3
241	ARCAT	78
1	Armstrong World Industries	C2-1
—	Autodesk	9
101	Bartco Lighting	74
26	Belden Brick (East, Midwest)	26
79	Benjamin Moore & Co.	23
216, 115, 117	The Bilco Company	24, 76
102	Biofit Engineered Products	74
55	Brick Industry Association	15, 17, 19
235	Cascade Coil Drapery	79
62	Ceramic Tiles of Italy	63
82	Cersaie	60
103	Cooper Lighting	74
207	Dell	66
104	Eldorado Stone	74
105	Eurotex	74
106	FAAC International, Inc.	74
108	Gage Corporation	75
88	Graphisoft	71
93	Green By Design	79
109, 110	Haddonstone (USA) Ltd.	75
71	Hanover Architectural Products	10
28	HD Boutique	C3
225	HDI Railing Systems	69
155	Hunter Douglas Contract	34
159	Inclinor Company of America	70
111	Juxtaform	75
112	Kepco+	75
56	Lightolier	25
113	Louis Poulsen Lighting	76
74	MCA (The Metal Initiative Association)	4-5
42	Mobility Elevator & Lift Co. (Regional)	64A-64B
78	Nana Wall Systems	29
107	Northern Engraving Corporation	75
217	Optimum Window	33
77	Pemko	73
226	Polytronix	68
214	Roof Products, Inc.	16
114	RubbAir Door Div.	76
24	Schott	14
10	Steelcase	12-13
34	Temple	31
204	Vistawall	18
116	Walker Display	76
164	Wausau Tile	20
250	Weather Shield	Back Cover

This index to advertiser page location is published for reader convenience. Every effort is made to list page numbers correctly. This listing is not part of the advertising contract, and the publisher is not liable for errors or omissions.

Livengood | Nowack
Portland, Oregon

Yost Grube Hall Architecture photo: Peter Eckert

wire mesh fabric
Cascade Coil Drapery
800-999-2645 cascadecoil.com

Circle 235 or www.architecturemag.com/productinfo

Is it possible to be good for business
and good for the environment?

GREEN BY DESIGN 2

A SUSTAINABILITY SYMPOSIUM

KEYNOTE SPEAKERS:
ROBERT F. KENNEDY JR. AND TOM CHAPPELL

SEPTEMBER 28-29, 2005

STEELCASE UNIVERSITY LEARNING CENTER
GRAND RAPIDS, MICHIGAN

SPONSORED BY STEELCASE, THE WEGE FOUNDATION
AND GRAND RAPIDS COMMUNITY COLLEGE

TO REGISTER, VISIT WWW.GREENBYDESIGN.BIZ

Circle 93 or www.architecturemag.com/productinfo

PLEASE TURN OFF THE LIGHTS BEFORE YOU LEAVE THE BUILDING.

by Jane Holtz Kay

What would urban life be without a skyline emblazoned against the midnight stars? The image of *Bright Lights, Big City*, depicted on that novel's cover almost a quarter century ago, displayed the glowing façades of the Twin Towers. And, for all that loss, the image of the high-rise with its grid of glass panes continues to hold sway as the symbol of urbanity for corporations and architects alike. They ought to think again.

With interior lights on 24-hour duty, the high-rise skyline is a tribute to the romance of urban life, the power to soar, and the cliché that cities never sleep. But, for all the architectural panache, to a growing constituency this brilliant display of wattage—the sparkling cloak of eventide—is a death trap: a bird-slaying apparatus too seldom contemplated and a waste of energy in a world ever-more short of it and harmed by its creation of greenhouse gases. Advocates for our feathered friends reckon that birds' collisions into brightly lighted glass windows slaughter 100 million to 1 billion birds a year in this country.

Thus the effort to reduce the skyscrapers' nocturnal glow is two-fold. While environmentalists and ornithologists deplore the massacre of the birds, energy-conscious Americans criticize the associated fuel consumption of that illumination. And, yet, a constituency of Nantucket NIMBYS who should, one would assume, care for both the planet and the birds, has grabbed attention by fighting against the energy-saving wind turbines slated for Nantucket Sound, even as these vacationers' hometown office buildings slay more birds than any

wind farm would.

As for the battered birds, the skyscrapers' shiny glass weakens the migrating flocks' navigation powers by fatally reflecting the images of trees and sky that draw them to smash into façades. But the Birds & Building Forum, a not-for-profit dedicated to bird safety, aims to have it otherwise. Last March, just one year after the ivory-billed woodpecker—thought to be extinct—made its stunning, and now suspect, reappearance, the forum (and cosponsors such as Chicago's Department of the Environment and Department of Planning and Development) gathered architects, designers, and bird partisans to study and mitigate avian deaths and crashes.

THE LANGUAGE OF BIRDS

On the pro-bird side of this battle are groups such as the Bird Conservation Network—a coalition of bird clubs, Audubon chapters, and ornithological societies located primarily in the Chicago metropolitan area—and the Fatal Light Awareness Program (FLAP), a 12-year-old nonprofit in Toronto dedicated to making the built environment safer for birds. Both organizations advocate "lights out" programs in their respective cities by asking businesses to dim building lights in towers from 11:00 p.m. until daylight during spring migration. Lately, the mission has expanded by seeking to reduce bird deaths in lakeside residential communities and lower-scale buildings beyond the urban core.

Mostly, though, bird health is much too low on the designer's list. "I've held hundreds of injured birds in my hands,"

says Randi Doeker, president of the Chicago Ornithological Society, which works with public agencies to broadcast the message to the largely indifferent designers and developers that the birds "can't tell the difference between the reflections and the sky." The society works with architects and designers to explore new building skins that discourage, rather than attract, birds, as well as to pull plants away from windows and station shades or flags to divert birds away from façades.

Adding to this repertoire of bird-saving strategies, avian advocates offer an ornithological manual for creating bird-conscious architecture: Shut down the lights, reprogram automated lighting systems, and use solar-reflective blinds or curtains. Scientists, too, have honed in on the negative effects of lighting and its needless fossil-fuel emissions in the empty hours of high-rise buildings. And a new vocabulary has emerged to categorize "crimes" of light: "light trespass" (when the back-porch antiburglar light shines next door); "sky glow" (when it chars the atmosphere, hiding the stars); and the familiar "glare" that affects all of us and contributes to CO₂ emissions.

Whether stopping birds from slamming into skyscrapers or curtailing global warming and wasteful use of natural resources, it's time for architects to turn the light on the glass building's environmental and avian assault ... off.

Jane Holtz Kay, architecture critic of *The Nation* and author of *Asphalt Nation*, is currently writing *Last Chance Landscape*, a book on climate change.

HD *Boutique*

exposition & conference

presented by
hospitalitydesign

september 14 – 15, 2005
miami beach convention center, miami beach, florida
www.hdboutique.com

design without boundaries



HDBoutique – the fabulously chic, smart-sized exposition & conference on the SoBe scene this Fall...

From the exceptional leaders and design gurus in the conference & thinktank, to the east coast's premier networking events to a show floor that's the first of its kind, *HDBoutique* is an event that defies the rules of a traditional tradeshow.

HDBoutique connects the hospitality design community in an open, collaborative forum where your ideas are not constrained. Come to *HDBoutique* ... and be inspired to go where you've never thought about before.

Register now at www.hdboutique.com for FREE exposition & accredited conference sessions using VIP code: HDB4 when prompted.



Photography: courtesy of Grand Hyatt Hotels

Owner: Mori Building Co., LTD.

Architecture: Kohn Pedersen Fox,
New York City & Tokyo

Project Team: Peter Remedios, principal;
Don Siembieda, principal; Michelle Evans,
senior designer; Mel Sagun, designer;
Martha Ortiz, designer.

from the producers of

HD
2005
DESIGN & ENTERTAINMENT

in association with

NEW

IIDA
INTERNATIONAL
INTERIOR DESIGN ASSOCIATION

Circle 28 or www.architecturemag.com/productinfo

Freedom of **EXPRESSION** comes in many shapes and sizes.



Proudly offered: Custom shapes and sizes from Weather Shield give you the freedom to create practically any window or door. Simulated Divided Lite (SDL) stars shown here in maple and True Divided Lite (TDL) stripes in cherry and mahogany from Weather Shield's Custom Wood Interiors Collection®. Blue, red, dark red and opaque white glass from Vanceva™ by Solutia®. For complete custom capabilities call 1-800-477-6808 or visit weathershield.com/A



Demand better. Compromise nothing.

Want More™

Weather Shield® Premium Windows and Doors