


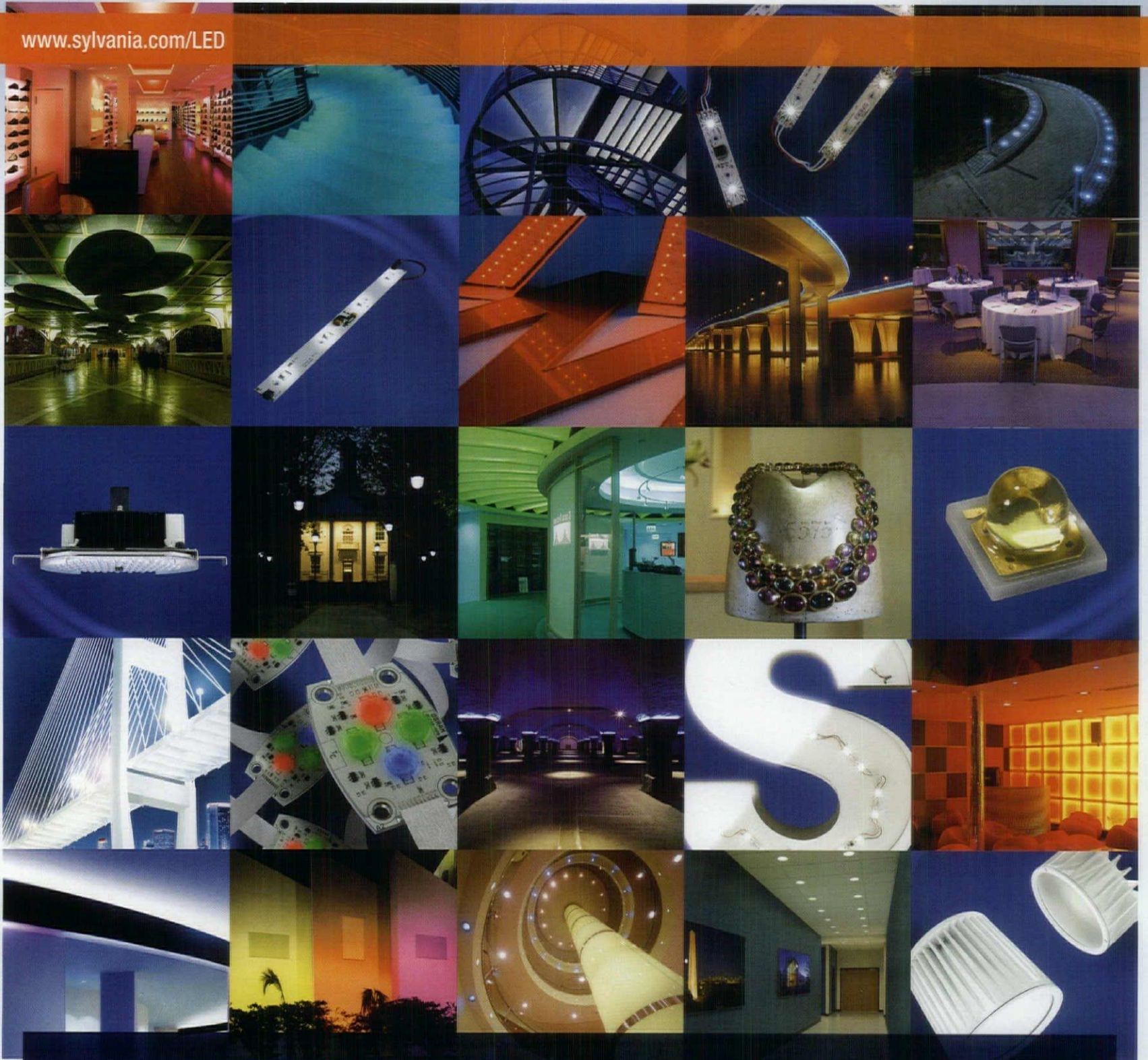
# A L

architectural | lighting

# 2010 PRODUCT GUIDE



www.sylvania.com/LED



© 2010 OSRAM SYLVANIA © Philips Lighting / PL Corp

## Our LED Systems perform on a global scale.

SYLVANIA is a leader in LED lighting solutions in North America, and together with OSRAM, we delivered nearly a billion dollars in solid state lighting sales worldwide last year. Constantly investing in innovative technologies and products that span the complete range of LED lighting systems, SYLVANIA shines bright in the new world of lighting. And with SYLVANIA Lighting Services, we're the only lighting manufacturer with its own full-service installation and maintenance business. To learn more about our cutting-edge LED solutions, call 1-800-LIGHTBULB or go to [www.sylvania.com/LED](http://www.sylvania.com/LED).

Please visit us at Lightfair International booth #315

SEE THE WORLD IN A NEW LIGHT

**SYLVANIA**





© 2010 OSRAM SYLVANIA

## We bring architectural lighting to new heights.

Inside and out, LED lighting systems deliver sustainable energy-efficient lighting consistent with the principles of modern architecture. With more than a century's worth of experience in delivering high-quality light, SYLVANIA LED lighting solutions precisely deliver light to where it is intended, creating the desired interplay of light and shadow. Together with our partner Traxon Technologies, we can specify and install the right LED system for your building, including programming software and commissioning services. As a leader in LED system technology, and with the industry's best warranty, SYLVANIA is your trusted source to meet all of your lighting challenges. To talk to us about your architectural lighting needs, call 1-800-LIGHTBULB or go to [www.sylvania.com/LED](http://www.sylvania.com/LED).

Please visit us at Lightfair International booth #315

SEE THE WORLD IN A NEW LIGHT

**SYLVANIA**



**LED**<sup>TM</sup>



## Introducing LED solutions for every outdoor space!

New energy-saving LED offering sets benchmark for optical performance and versatility.

Featuring Cooper Lighting's patent pending modular LightBAR<sup>TM</sup> technology and patented AccuLED Optics<sup>TM</sup> offered in 17 unique optical distributions, the LED luminaires feature a unique application-specific design that allows lumen and energy output to be customized to fulfill the exact needs of the outdoor space—eliminating wasted energy, obtrusive spill light and over lighting of spaces. Producing even, uniform illumination, the new offering provides a benchmark warm white light of 4000K correlated color temperature (CCT)—standard across all products—with no sacrifice in lumen output.

For more information email [TalkToUs@CooperIndustries.com](mailto:TalkToUs@CooperIndustries.com) or visit our website at [www.cooperlighting.com/ads](http://www.cooperlighting.com/ads).

Circle no.25 or <http://archlighting.com/productinfo>

**COOPER** Lighting

[www.cooperlighting.com](http://www.cooperlighting.com)

 **Topix**  
reddot design award  
winner 2009




 **DELTALIGHT®**

[www.deltalight.us](http://www.deltalight.us)

## DIALux

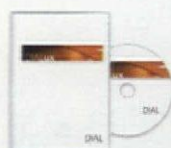
„Let there be light.“



- > **DIALux is a lighting design software** for calculation and visualisation of indoor and outdoor lighting.
- > **DIALux is an all-inclusive free software** for import from and export to all CAD programs and for photorealistic visualisation with the integrated ray tracer.

DIALux Seminars:

London  
Lüdenscheid  
Madrid  
Milan  
Paris



> Get your free copy at  
[www.dialux.com](http://www.dialux.com)

**DIAL**  
light. building. software.

Circle 29 or <http://archlighting.hotims.com/productinfo>

### EDITORIAL

#### EDITOR-IN-CHIEF

Ned Cramer  
[ncramer@hanleywood.com](mailto:ncramer@hanleywood.com)

#### EDITOR

Elizabeth Donoff  
[edonoff@hanleywood.com](mailto:edonoff@hanleywood.com)  
202.729.3647

#### MANAGING EDITOR

Greig O'Brien  
[gobrien@hanleywood.com](mailto:gobrien@hanleywood.com)

#### ASSISTANT MANAGING EDITOR

Lindsey M. Roberts  
[lmroberts@hanleywood.com](mailto:lmroberts@hanleywood.com)

#### ASSOCIATE EDITOR, PRODUCTS

Kimberly R. Griffin  
[kgriffin@hanleywood.com](mailto:kgriffin@hanleywood.com)

#### EDITORS AT LARGE

James R. Beryga, FAID, FIESNA  
Howard Brandston, FAID, FIESNA

#### EDITORIAL ADVISORY BOARD

Gregg Ander, FASA, FIESNA  
Francesca Bettridge, IALD, FIESNA  
Barbara Ciani Horton, IALD  
Mark Loeffler, IALD, FIESNA  
Fred Oberkircher, FIESNA, EDUCATOR IALD  
Paul Zaferiou, IALD

#### CONTRIBUTING EDITORS

Sallie Moffat, Aaron Seward

### DESIGN

#### ART DIRECTOR

Christopher Byrne  
[cbyrne@hanleywood.com](mailto:cbyrne@hanleywood.com)

### ONLINE

#### SENIOR WEB PRODUCER

Richard Stirba  
[rstirba@hanleywood.com](mailto:rstirba@hanleywood.com)  
202.729.3564

### SERVICES

#### SUBSCRIPTION INQUIRIES, CHANGE OF ADDRESS, CUSTOMER SERVICE, AND BACK ISSUE ORDERS

Architectural Lighting  
P.O. Box 3494  
NORTHBROOK, IL 60065-9831  
[ALIT@OMEDA.COM](mailto:ALIT@OMEDA.COM)  
LOCAL: 847.291.5221  
TOLL-FREE: 888.269.8410

#### REPRINTS

Wright's Reprints  
[sales@wrightsreprints.com](mailto:sales@wrightsreprints.com)  
877.652.5295

#### DIRECTOR/INSIDE SALES

Janet Allen  
[jallen@hanleywood.com](mailto:jallen@hanleywood.com)

### PRODUCTION

#### DIRECTOR OF PRODUCTION AND PRODUCTION TECHNOLOGIES

Cathy Underwood  
[cunderwood@hanleywood.com](mailto:cunderwood@hanleywood.com)  
202.736.3317

#### PRODUCTION MANAGER

Johanna Daproza  
[jdaproza@hanleywood.com](mailto:jdaproza@hanleywood.com)  
202.736.3372

#### AD TRAFFIC MANAGER

Lauren Dobos  
[ldobos@hanleywood.com](mailto:ldobos@hanleywood.com)  
202.736.3461

#### PREPRESS MANAGER

Fred Weisskopf  
[fweisskopf@hanleywood.com](mailto:fweisskopf@hanleywood.com)  
202.736.3472

#### PREPRESS COORDINATOR

Betty Kerwin

[WWW.ARCHLIGHTING.COM](http://WWW.ARCHLIGHTING.COM)

hanleywood

One Thomas Circle, N.W. Suite 600 Washington, DC 20005

AL architectural lighting (Vol. 24, No. 3 USPS 000-846, ISSN 0894-0436) is published seven times per year (bimonthly, except monthly in March and June) by Hanley Wood, LLC, One Thomas Circle, N.W., Suite 600, Washington, DC 20005. Periodicals postage paid at Washington, DC, and additional mailing offices. Printed in the USA. POSTMASTER: Send changes of address to Architectural Lighting, P.O. Box 3494, Northbrook, IL 60065-9831.

Canada Post Publications Mail Agreement No. 40612698. Return undeliverable Canadian addresses to: Bleuchup International, P.O. Box 25642, London, ON N6C 6B2.

Distributed free of charge to individuals or firms engaged in the specification of lighting products in the US. Per year, all other US subscriptions \$48; Canada, \$60; foreign, \$96. Payable in US dollars. For subscription inquiries, address changes, and single copy sales (\$10 in the US, \$15 in Canada, \$20 for other countries, payable in advance) write to Architectural Lighting, P.O. Box 3494, Northbrook, IL 60065-9831 or call 847.291.5221 or toll-free 888.269.8410.



ALL architectural lighting is a trademark owned exclusively by Hanley Wood, LLC. Copyright © 2010 Hanley Wood, LLC. Reproduction in whole or in part prohibited without written authorization.

# Contemporary Linear Fluorescent Lighting with STILE™



## STILELYNK™

- Energy-efficient fluorescents
- One, two, three and four lamp versions
- Design maximizes light output
- Seven standard bulkhead designs
- Complementary pendants and wall sconces
- Utilizing T5, T5HO or high-efficiency LED



STILE™


A BRAND OF SPI LIGHTING INC.

262-242-1420 • [www.specstile.com](http://www.specstile.com)

Circle no. 50 or <http://archlighting.com/productinfo>



**NORA**  
Illuminating the future.



LED Recessed Downlights  
3000K & 4200K

LED Track  
20 Watt  
3000K & 4200K

LED Light Bar  
6", 12" & 24" Lengths  
300K & 4200K

Ceramic Metal Halide  
Multiple Lighting System

LED Tape Light  
Available in 5 colors

GU24 Pendants  
for Rail, Track  
& Monopoint  
Sconces available

## Vibrant, Appealing, and Energy Efficient

Show off your merchandise with efficient LED, GU24 and HID Recessed, Track, Rail, Multiples, Pendant and Accent Lighting from Nora.

See all of our newest energy efficient products including; LED Recessed, LED Track, LED Lightbar, LED Tape Light, GU24 Pendants, GU24 Recessed, and GU24 Pendants at **LIGHTFAIR BOOTH 931.**



**NORALIGHTING.**  
tel. 800.686.6672 noralighting.com

Circle 243 or <http://archlighting.hotims.com/productinfo>

# AL

architectural lighting

**EXECUTIVE DIRECTOR/  
COMMERCIAL DESIGN AND  
CONSTRUCTION**

Patrick J. Carroll  
pcarroll@hanleywood.com  
773.824.2411

**PUBLISHER, COMMERCIAL  
DESIGN**

Russell S. Ellis  
rellis@hanleywood.com  
202.736.3310

**ASSOCIATE PUBLISHER**

Jon Yoffie  
jyoffie@hanleywood.com  
916.941.6566

**ADVERTISING SALES**

**NORTHEAST, MIDWEST, AND  
INTERNATIONAL ADVERTISING  
MANAGER/LIGHTING**

Cliff Smith  
csmith@hanleywood.com  
864.642.9598

**COLORADO, MONTANA, NEW  
MEXICO, UTAH, WYOMING**

Jon Yoffie  
jyoffie@hanleywood.com  
916.941.6566

**REGIONAL SALES MANAGER/  
MIDWEST**

Michael Gilbert  
mgilbert@hanleywood.com  
773.824.2435

**REGIONAL SALES MANAGER/  
WEST**

Mark Weinstein  
mweinstein@hanleywood.com  
562.598.5650

**REGIONAL SALES MANAGER/  
UNITED KINGDOM AND EUROPE**

Stuart Smith  
stuart.smith@ssm.co.uk  
44.020.8464.5577

**PRODUCT REVIEW AND  
CLASSIFIED SALES**

Erin Liddell  
eliddell@hanleywood.com  
773.824.2445

**GROUP PUBLISHING  
SUPPORT MANAGER**

Angie Harris  
aharris@hanleywood.com  
773.824.2415

**MARKETING MANAGER**

Lauren Cardinet  
lauren@decisioncounsel.com

**HANLEY WOOD  
BUSINESS MEDIA**

**PRESIDENT/HANLEY WOOD**  
Peter M. Goldstone  
202.736.3304

**PRESIDENT,  
MARKET INTELLIGENCE/E-MEDIA**  
Andy Reid

**PRESIDENT/EXHIBITIONS**  
Rick McConnell

**DIRECTOR OF FINANCE**  
Ron Kraft

**VICE PRESIDENT/CIRCULATION  
AND DATABASE DEVELOPMENT**  
Nick Cavnar

**GENERAL MANAGER/  
CUSTOM SOLUTIONS**  
Jennifer Pearce

**VICE PRESIDENT/PRODUCTION**  
Nick Elsener

**VICE PRESIDENT/MARKETING**  
Sheila Harris

**EXECUTIVE DIRECTOR/E-MEDIA**  
Andreas Schmidt

**GENERAL MANAGER/  
ONLINE RESIDENTIAL  
REMODELING AND COMMERCIAL  
CONSTRUCTION**  
Kim Heneghan

**DIRECTOR/  
CONFERENCES AND EVENTS**  
Stacey Chatman

**HANLEY WOOD, LLC**

**CHIEF EXECUTIVE OFFICER**  
Frank Anton

**CHIEF FINANCIAL OFFICER**  
Matthew Flynn

**SENIOR VICE PRESIDENT,  
CORPORATE SALES**  
Paul Tourbat

**VICE PRESIDENT/FINANCE**  
Brad Lough

**VICE PRESIDENT/GENERAL  
COUNSEL**  
Mike Bender

**VICE PRESIDENT/  
CORPORATE DEVELOPMENT**  
Joe Carroll

[WWW.ARCHLIGHTING.COM](http://WWW.ARCHLIGHTING.COM)

hanleywood

One Thomas Circle, N.W. Suite 600 Washington, DC 20005

FROM HANLEY WOOD, LLC, PUBLISHER OF ARCHITECT, AQUATICS INTERNATIONAL, BIG BUILDER, BUILDER, BUILDING PRODUCTS, CONCRETE & MASONRY CONSTRUCTION PRODUCTS, CONCRETE CONSTRUCTION, THE CONCRETE PRODUCER, CUSTOM HOME, ECO-STRUCTURE, THE JOURNAL OF LIGHT CONSTRUCTION, MASONRY CONSTRUCTION, METALMAG, MULTIFAMILY EXECUTIVE, POOL & SPA NEWS, PRO AV, PROSALES, PUBLIC WORKS, REMODELING, REPLACEMENT CONTRACTOR, RESIDENTIAL ARCHITECT, AND TOOLS OF THE TRADE MAGAZINES.

DISCLOSURE ARCHITECTURAL LIGHTING WILL OCCASIONALLY WRITE ABOUT COMPANIES IN WHICH ITS PARENT ORGANIZATION, HANLEY WOOD, LLC, HAS AN INVESTMENT INTEREST. WHEN IT DOES, THE MAGAZINE WILL FULLY DISCLOSE THAT RELATIONSHIP.


PRIVACY OF MAILING LIST SOMETIMES WE SHARE OUR SUBSCRIBER MAILING WITH REPUTABLE COMPANIES WE THINK YOU'LL FIND INTERESTING. HOWEVER, IF YOU DO NOT WISH TO BE INCLUDED, PLEASE CALL US AT 888.269.8410.





# tersen™

Light in Relation to Architecture



## RESONANCE

A Venetian inspired luminaire designed for both form and performance.

- 50 to 150MH
- Field interchangeable Aeris® optics
- IP65 rated
- Nighttime Friendly™ / EISA compliant

## FUNCTIONAL DESIGN

By blending both contemporary and traditional design, the RESONANCE complements most architectural settings from office parks to retail centers.



VISIT US AT  
BOOTH #527

INNOVATIVE | RELEVANT | MODERN [TERSENLIGHTING.COM](http://TERSENLIGHTING.COM)

Circle no. 199 or <http://archlighting.com/productinfo>

APRIL/MAY 2010

# CONTENTS

## FRONT

- 10 **comment** / Where Have All the Lamps and Ballasts Gone?
- 12 **briefs** / Zumtobel Group Award; UL CFL Safety Study; and more

## DEPARTMENTS

- 18 **special feature** / Crystals at CityCenter, Las Vegas
- 20 **in focus** / Crystals at CityCenter, Las Vegas

## PRODUCTS


- 23 Introduction
- 24 Decorative
- 34 Downlights
- 42 Emergency/Exit
- 44 Direct/Indirect
- 52 Industrial
- 54 Lamps/Ballasts/Controls
- 60 LEDs and Drivers
- 68 Outdoor/Landscape
- 82 Specialty
- 86 Task
- 90 Track
- 94 Wallwashers
- 98 Index

## BACK


- 103 **ad index**
- 104 **one-on-one** / Joel Spira

**Cover:** A selection of products from the 2010 Product Issue


THIS PAGE: COURTESY CLTC; COURTESY MGM MIRAGE



12



18



24

# MARK<sup>®</sup> NOL



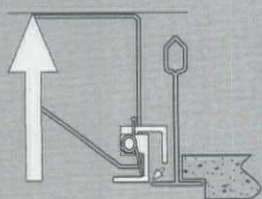
**MARK**  
ARCHITECTURAL  
LIGHTING  
An **Acuity** Brands Company

Meeting the lighting demands of modern spaces

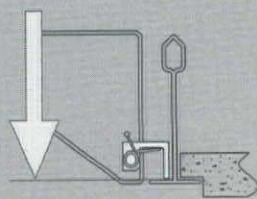
Install  
from  
below

marklighting.com

1. push up



2. drop down



- Efficiencies as high as 88%
- Available in ultra shallow 2-lamp version
- Easy installation and maintenance
- Patent-pending install-from-below design
- Distinctive styling and multiple lensing options

Circle no. 177 or <http://archlighting.com/productinfo>



## Where Have All the Lamps and Ballasts Gone?

**When did buying** a light bulb become so complicated? What

used to be a seemingly simple activity is now intertwined with considerations about energy, price, and technology. This has me thinking about light sources in a way I never imagined. But what's so surprising about that, you might ask? (I am, after all, the editor of ARCHITECTURAL LIGHTING.) The truth is that I, like all of the other consumers who make purchases in their daily lives, have taken light bulbs for granted—and, by that, I mean Thomas Edison's incandescent. This object, a fragile filament encased in a thin shroud of glass with a not-too-complex socket, has become so ubiquitous, it has assumed the cultural iconography of representing an idea. (In an interesting play on symbols, *The New York Times'* Green Inc. blog that covers energy and environmental issues uses a CFL bulb in place of an incandescent. I wonder: Will the image of a diode ever reach this level of symbolism?)

But back to light bulbs. They have become so common that we reach for them off hardware-store shelves as though we were buying a box of tissues. We've constructed our living environments and made our fixture selections all based on this type of light source and its warm color temperature characteristics. We have grown accustomed to this physiology of light. As we begin to incorporate other types of sources, such as CFLs or LEDs, into our homes, we are reminded of how we have been sensitized to incandescents.

What's interesting is how these quality-of-light issues have revealed our tolerance thresholds for where we will, *and will not*, use a certain type of light source. Outdoor areas, kitchens, laundry rooms—these are all spaces in which people are willing to use non-incandescent lamps. Living rooms and bedrooms—that's a whole other ballgame, where there isn't a CFL in sight. In public spaces, or our working and learning environments, we have no problem using the latest lamp technologies; when it comes to our homes, we are creatures of habit.

So what has sparked my fascination (dare I say obsession?) with lamps, and has me thinking about sources in terms of the trade-off between quality of light, energy savings, and how I will dispose of them at their end of life? Granted, I realize I am not the average customer, but I do have a mental checklist for purchasing a light source and, still, I am overwhelmed by the process. So, imagine how the typical consumer must feel.

The point was made real this past summer when I found myself standing in the lighting aisle of one of those big-box home improvement stores. I was searching for a specific light bulb for a new lamp I had purchased, only to be forced to admit that I had become a victim of my own design taste and failed as a consumer

when I did not check to see what kind of lamp the fixture required before I purchased it. Now I was on a wild goose chase to find a T10 lamp, and all I saw before me were CFL multipacks. Next to me was a woman who was searching for a replacement light bulb she needed for her combination light fixture-ceiling fan. Both of us would have to go to a specialty lighting store.

The act of buying a light bulb—and, for that matter, selecting a fixture—now carries with it more significance than ever before. This choice impacts larger issues of production, consumption, and energy use. This choice also will take on added significance in the United States in July 2012, when we are all in for a major change. At that time, as mandated in the 2007 Energy Independence and Security Act, general service incandescent sources will no longer be available for sale. Europe is slightly ahead of us on this activity, and their incandescent phase-out (ban is such an ugly word) began July 1, 2009.

Consumers are being fed a steady diet of CFLs and LEDs, and the same push is occurring at the professional level. As we prepared this annual product issue it was clear that the paradigm shift in lighting—from incandescent to a combination of CFL and LED—has now taken hold. Even though manufacturers have new energy-efficient lamp-and-ballast options for other sources, they are most interested in promoting their LED luminaires. I never thought it would be such a challenge to assemble the Lamps/Ballasts/Controls section of this guide.


But what is of greatest concern to me is that this switch in lighting sources can be simplified to an either-or proposition. It should be a far more nuanced process, as surely the plethora of existing luminaire and lamp options prove. And there are existing sources that achieve the balance between energy-efficiency and quality of light at a reasonable price point. For instance, a halogen light bulb seemed the appropriate incremental step for me to use in a different fixture I have in my living room.

Yes, changes in light sources are not only coming, they are already here. The challenge going forward will be how to make sure we incorporate these new technologies and push them to be the best they can be. But we also need to not lose sight of what improvements we can make to existing technologies. We can make the choice less daunting if we stay informed.

How many people does it take to change a light bulb? The entire lighting industry.

ELIZABETH DONOFF  
EDITOR

tune the light



**Powercast LED**

The premiere launch of the latest generation of Powercast LED projectors dedicated to efficient visual comfort. Maintenance-free, compact and energy efficient, LEDs represent the ideal light source for the outdoor area. Powercast projectors, equipped with the latest high-power LEDs in warm


white or daylight white versions, now provide luminous flux of up to 3240lm – comparable to that of a 150W tungsten halogen lamp – yet present a connected load of just 42W. Exclusively designed and built by ERCO, the LED technology uses collimating and Spherolit lenses to efficiently direct the

luminous flux onto the target surface with spot, flood or wide flood characteristics. These figures confirm that this is where the future of outdoor lighting is to be found.

[www.erco.com](http://www.erco.com)

**ERCO**

Circle no. 77 or <http://archlighting.com/productinfo>



Architecture firm Triptyque's project, "Harmonia 57," received the award in the "Built Environment" category for its exploration of an intelligent, green façade with a water misting system (left). Terrefuge/Terreform One—an interdisciplinary research group of scientists, artists, architects, and students—was recognized for their project that investigates the sustainable future of New York City (right, top and above).

# Zumtobel Group Award Honors Sustainable Solutions

An intelligent, green façade based on organic concrete and a research project that lays out a map for New York City's sustainable future are the two winning design recipients of the 2010 Zumtobel Group Award for Sustainability and Humanity in the Built Environment. French-Brazilian architecture firm Triptyque's project, "Harmonia 57," received the award in the "Built Environment" category, and New York-based nonprofit design firm Terrefuge/Terreform One's project, "New York City Resource & Mobility," received the award in the "Research & Initiative" category.

Some of the most influential experts in architecture, engineering, and sustainability nominated an international field of 40 projects. The two prize winners were determined by an independent seven-person jury composed of architects Enrique Norton, Yung Ho Chang, Colin Fournier, and Stefan Behnisch (who also served as jury chairman); engineer Brian Cody; UN Habitat general and executive director Anna Tibaijuka; and Zumtobel Group CEO Andreas Ludwig.

Triptyque's "Harmonia 57" is an intelligent, green façade irrigated by a system installed on the outside of a building that sprays mist. The system collects rainwater and enhances the building's indoor climate. The building, located in a São Paulo, Brazil, suburb, can also function as an open-air gallery due to its terraced design. The jury noted that the project "represents a very intelligent idea that gets by on simple means and a low budget."

Terrefuge/Terreform One—an interdisciplinary research group of scientists, artists, architects, and students, founded by Mitchell Joachim and Maria Aiolova—was recognized for their research project that investigates the sustainable future of New York City. Examining scenarios that take into account rapid population growth, massive climate

change, and rising sea levels, the project models a fully autonomous and self-sufficient New York City of the future. "New York City Resource & Mobility" looks at everything from infrastructure to waste recycling in its rethinking of urban planning. The jury was impressed with the project's "rich source of interesting ideas of real substance" and the research team's not being "afraid to think in whole new directions ... in the urban development debate."

The jury also selected eight honorable mentions—four projects in each of the two categories. In the "Built Environment" category, these included the High Line in New York; a center for women in Burkina Faso; the newly developed Elm Park suburb of Dublin, Ireland; and the new California Academy of Science building in San Francisco. In the "Research & Initiative" category, the honorable mentions went to a rural student project at the University of Talca in Chile; a U.S.-Mexico cross-border exchange program and symposium, "Political Equator II"; an office and studio building in Columbia; and a master plan for a wind park in the North Sea.

"Ensuring the efficient use of resources and arriving at pioneering solutions in the fields of architecture and urban planning are challenges that will accompany us for many years to come," says Zumtobel's Ludwig. "I am delighted that, in their selection this year, the jury [members] have sent out a clear signal that smaller projects which adopt innovative approaches can also prove an important source of inspiration." The announcement of the €140,000 prize was delivered February at the Roden Crater in Arizona. The awards will be presented at a ceremony in Bregenz, Austria, on Sept. 9, and an exhibit of the winning projects will be curated by the Aedes Architecture Forum in Berlin. For more details about the Zumtobel Group Award go to [zumtobel-group-award.com](http://zumtobel-group-award.com). **ELIZABETH DONOFF**

# selux®



## OLIVIO SYSTEMS

**A new vision for urban design!** Available in three standard sizes, Metal Halide or LED lamping, and with a choice of up to 5 reflectors/light distributions. The OLIVIO series offers solutions for a comprehensive range of applications, from architectural accent and floodlighting to roadway lighting.



(800) 735-8927

[selux.com/usa](http://selux.com/usa)

Circle no. 53 or <http://archlighting.com/productinfo>

# Underwriters Laboratories Releases CFL Safety Study


With general awareness about climate change increasing, consumers have sought to educate themselves further about energy-efficient practices. Manufacturers have responded to this increased demand by investigating new technologies and developing new products. Compact fluorescent light bulbs (CFLs), in particular, have been one of the

first products in the marketplace to go mainstream, offering consumers one option on the road to greener solutions.

But most of the light fixtures in our homes still use incandescent sources, and they rely on a hardware infrastructure that does not necessarily correspond to the electrical needs of newer lighting technologies such as CFLs or

light-emitting diodes (LEDs). Also, when new sources such as CFLs and LEDs are installed, there is no guarantee that the rest of the lighting equipment will be upgraded. Instead, the new technology is left to work with older hardware, which does not maximize its full functionality. Anyone who has ever replaced an incandescent light bulb with a CFL in an existing fixture can tell you that there is always a moment of trepidation when they flip the switch and wonder: Will everything still work properly or will it explode?

To address these concerns, Underwriters Laboratories (UL)—an independent product safety certification organization that has been testing products for more than a century—has recently made public the results from its CFL safety study. The findings indicate that CFLs do not pose any fire or shock hazards when used in a light fixture, controller, or switch that traditionally has been used for an incandescent source. "CFLs have become very popular," says John Drenenberg, director of consumer safety at UL. "There was growing concern among the public as to



whether or not simply switching from an incandescent to a CFL created any safety concerns. To date, there was only anecdotal evidence indicating it was a non-issue. Now we have substantiated findings."


The study examined CFL substitution in a variety of fixture types and found that even a CFL, with the highest heat output still emits less heat than a 40W incandescent bulb. UL also looked at a lamp's end-of-life characteristics. This is an area of particular concern for consumers, since earlier generations of CFL products have been rumored to make popping sounds or produce smoke when installed in an incandescent socket. The study also explored what happens when CFLs are used in conjunction with lighting controls such as motion detectors, wireless controls, and dimmers. No safety issues were unearthed here, but the test did indicate that there were issues such as flashing, flickering, poor light output, and reduced lamp life that might impact consumer satisfaction with performance. UL is quick to note that a CFL's lifespan will be reduced substantially when installed in fixtures where switches are turned off and on frequently.

According to UL, CFLs are installed in approximately 11 percent of available sockets found in homes in the U.S. UL hopes that the study's findings, and confirmation that CFLs pose no electrical risks, will encourage consumers to use these energy-efficient sources in an even wider range of home installations. The CFL safety study is available online at [uluniversity.us/thoughtleadership](http://uluniversity.us/thoughtleadership). ED

COURTESY UL



St. Joseph Medical Center, Towson, MD • Designer: Cochran, Stephenson and Donkervoet Inc.



From candlelight to daylight...we do white better than anyone

Cathode Lighting Systems - the gold standard in modular, long-life architectural cove lighting



Circle 234 or <http://archlighting.hotims.com/productinfo>

[www.CathodeLightingSystems.com](http://www.CathodeLightingSystems.com)



[www.archlighting.com](http://www.archlighting.com)



The Basilica Ulpia in Rome



## LIGHTFAIR 2010

- May 12-14, 2010
- Booth Number : 1539
- [www.lightfair.com](http://www.lightfair.com)

ch Airport, Switzerland



# Seoul Semiconductor changing the world!

The most famous places and monuments  
are already being illuminated by  
Seoul Semiconductors LED's

Tell us about your next bright idea


Oasis of the Seas, the world's largest cruise ship



Russian Business Center



Eiffel Tower in Paris



Hotel in Turkey



Circle no. 30 or <http://archlighting.com/productinfo>

**Acriche**



- Acriche from Seoul Semiconductor, illumination driven directly from AC (100/110/220/230V)
- Eco friendly, energy saving light source



Z-Power LED



Top View LED



Side View LED



Chip LED



Lamp LED



High Flux LED



Illumination



Display & Signs



Automotive



Mobile Appliance



Traffic Signals

Seoul Semiconductor, HQ in Korea

• [s1u0n0@acrache.com](mailto:s1u0n0@acrache.com) • Tel +82-31-364-3787

Official Distributors

• USA Los Angeles • Tel +1-714-995-7151

• USA Detroit • Tel +1-248-649-5381



**SEOUL SEMICONDUCTOR**

[www.acrache.com](http://www.acrache.com)

# CLTC Student Luminaire Designs On Display at Lightfair

Students at the University of California, Davis's California Lighting Technology Center (CLTC) will get to see their design ideas made real, from initial concept to a realized prototype, thanks to participating in their winter 2010 lighting design studio, taught by director of the CLTC and professor at UC Davis, Michael Siminovitch. Students were tasked with

designing and building an LED luminaire using materials donated by course-sponsor manufacturers Tyco Electronics, Cree, Exclara, Lightech, and WattStopper/Legrand.

The CLTC is a research and education facility that focuses on energy-efficient lighting and daylighting technologies through collaboration with industry partners—

including manufacturers, utilities, and government agencies. The studio provided students with exposure to lighting equipment and the ability to transform lighting ideas into working fixtures. The projects from the class of 26 students were reviewed by a team of manufacturer representatives and professors from the CLTC and architecture program at UC Davis. The jury members were: Siminovitch; Holly Miller from Tyco Electronics; Arye Schreiber from Lightech; Keith Graeber, director of engineering at the CLTC; Mark Kessler, professor at UC Davis; and Patricia Harrison, professor emerita.

This jury recognized five of the student projects. First place went to Anne Rubenstein for the downlight she designed, second place was awarded to Josephine Pan for her wall sconce concept, and Anna Lok received third place for her garden luminaire. Kai Wan and Ashley Huot received honorable mentions for the ingenuity and creativity they showed in their designs. "Design education is more than the evaluation of the end result," says professor Siminovitch. "Learning occurs through the creative process ... Our lighting industry sponsors fuel the imaginative potential of tomorrow's lighting designers with their support and collaboration."

The manufacturer sponsors have provided engineering resources, so that the top three student designs will be prototyped for a display during Lightfair 2010 in Las Vegas. (They will be on view at the Tyco Electronics booth.) Additionally, WattStopper/Legrand has provided the first, second, and third place winners with small stipends to offset travel expenses to Lightfair. For more information about the CLTC and its programs, go to [cltc.ucdavis.edu](http://cltc.ucdavis.edu). ED



A student at the California Lighting Technology Center at the University of California, Davis, reviews her luminaire design concept as part of a winter 2010 lighting design studio.

COURTESY CLTC

## Why WattStopper?



Only Digital Lighting Management offers lighting control that's

**Fastest**

- Plug together installation
- Ladder-free configuration

**Easiest**

- Plug n' Go operation
- Auto-configures for energy efficiency

**Best**

- Energy savings beyond code
- Return on Investment

That's Why!

Visit [www.wattstopper.com/DLM](http://www.wattstopper.com/DLM)

**WattStopper®**

■ PUTTING A STOP TO ENERGY WASTE®

Circle 57 or <http://archlighting.hotims.com/productinfo>

[www.archlighting.com](http://www.archlighting.com)



spaces **LOOK** better.  
*start with a successful conclusion.*

## MIRO + DAYLIGHT

To achieve the maximum benefits from daylighting and improve your room's visual comfort, ask for the optical surface that reflects sunlight best. Because of its unique properties, MIRO® by ALANOD® is today's most advanced material for reflecting daylight in skylights, light channels, light blades, venetian blinds and ceiling systems.

Circle no. 83 or <http://archlighting.com/productinfo>



Get the full story on our website.  
Visit [www.alanod.com](http://www.alanod.com)

US East: 800.753.3002 US West: 208.726.3003 Canada: 905.840.6868 | LIGHTFAIR BOOTH 1347  
Changi Airport / Singapore. Photograph © Bartenbach LichtLabor. Inset, above, © Peter Bartenbach.





# BRIGHT CRYSTAL

## DETAILS

**Project** Crystals, CityCenter, Las Vegas

**Client** MGM Mirage, Las Vegas

**Design Architect** Studio Daniel Libeskind, New York

**Architect of Record** AAI Architects, Toronto

**Interior Designer/Architect** The Rockwell Group, New York

**Lighting Designer** Focus Lighting, New York

**Project Size** 500,000 square feet

### Manufacturers / Applications

**B-K Lighting** Small accent lights with 35W metal halide MR16 lamps integrated into the Tree House and Hanging Garden features

**ETC (Electronic Theater Controls)** 150W metal halide spotlights—with pattern templates, color filters, and textures for decorative lighting effects—located in slots at sloped ceiling locations

**Edison Price** Recessed PAR20 20W and 39W metal halide downlights at flat ceiling locations

**Lighting Services Inc** 150W metal halide spotlights (some 39W and 70W as well) mounted on catwalks and track in slots at sloped ceiling locations

**Martin Architectural** 150W metal halide spotlights to illuminate the "Glacia" sculpture feature

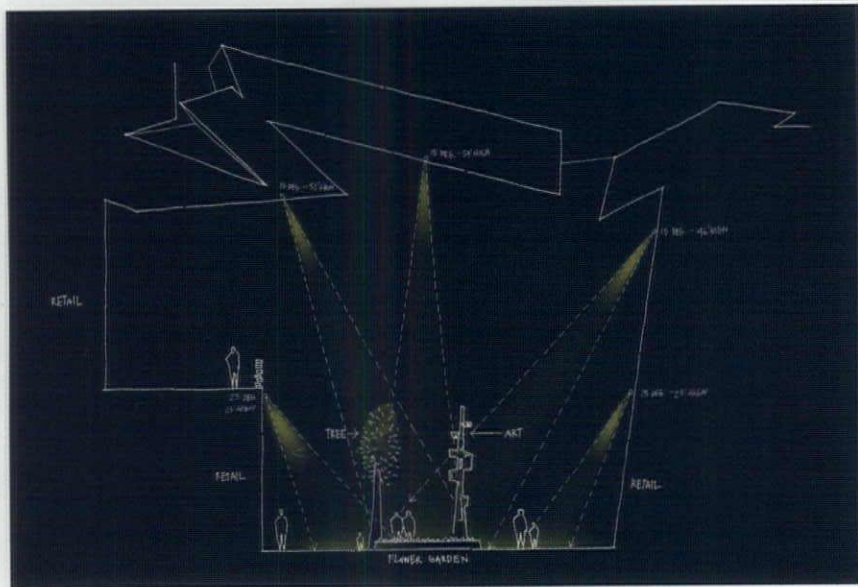

**Philips Color Kinetics** ColorBlast luminaires with standard RGB LEDs and custom white/white/amber ColorBlasts to uplight the ceiling, which are located at ledges at the skylights and semi-recessed in walls

IN LAS VEGAS, LIGHTING AND ARCHITECTURE CREATE A NEW BREED OF URBAN PARK AT THE INTERSECTION OF CULTURE AND COMMERCE

**MGM Mirage's CityCenter development**, as the name suggests, turns the Las Vegas format on its head. In the middle of the desert city's postwar sprawl, the company has erected a dense, urban environment of boutique hotels, condominiums, and entertainment and gambling facilities designed by some of the world's most famous architectural talent—Cesar Pelli, Rafael Viñoly, Helmut Jahn, Kohn Pedersen Fox, and Norman Foster.

But this forest of glass skyscrapers would mean little without some cohesion on the ground. This role of the glue is fulfilled by Crystals, a 500,000-square-foot shopping mall designed by Studio Daniel Libeskind with interiors by the Rockwell Group and lighting by Focus Lighting. This low-lying building—an assemblage of metal-clad, shard-like volumes—acts as a go-between for the disparate structures and as an ambassador for CityCenter to the rest of the Las Vegas surrounds: It links each of the adjacent towers via voluminous retail-lined common spaces and establishes a street frontage along Las Vegas Boulevard. "The intention was to create a spectacular urban project in a place that was full of kitsch," says Libeskind, "to transform The Strip into a place that has integrity, with spaces that are unique and that give people a chance to see the world in a new light."

To hone their approach to Crystals, the Libeskind/Rockwell/Focus trio set down a design narrative: a journey through an urban forest. For the Rockwell Group this meant establishing distinct settings within Libeskind's cavernous, multilevel wrapper. "We tried to create areas where people can meet and commune, different sorts of venues that people weren't used to seeing in Las Vegas," explains David Mexico, Rockwell's principal-in-charge. These settings include the Tree House, a latticed wooden structure that engulfs a dining area and resembles a contraption that could have been from a book by Dr. Seuss; the Hanging Gardens, a passageway lined with tree-like iron structures that support planters; the Grand Stair, a wide, sweeping staircase that includes a broad mezzanine occupied by three wooden café pods; and the Flower Carpet, a low bed of flowers planted in a certain pattern that will be changed out seasonally, which was inspired by the Flower Carpet of Brussels. In addition to these points of interest there are two water features by Wet Design: "Glacia," a collection of carven ice totems that rise up from a frozen subroom



The lighting design at Crystals, CityCenter, brings together a complex set of architectural forms and finishes (facing page and top). One of Focus Lighting's rendering studies evaluates the placement of fixtures (above).

in the basement each morning, which melt throughout the day; and "Halo," a succession of transparent acrylic tubes containing vortexes of water.

Inspired by nature and the effect of light as it dapples through the tree canopy, the metaphor of the urban forest also inspired the lighting design. "When you're in a real forest the lighting is dramatic. Light comes through the trees leaving a pattern on the ground, there are clearings where light hits a waterfall, and there's backlighting of the canopy," says Paul Gregory of Focus Lighting. "[Crystals] is a walk through an urban forest and we have tried to capture many of the same qualities." To realize this sylvan lighting effect, Focus was challenged with balancing levels of light on the set pieces (the Tree House, Hanging Gardens, Grand Stair, and Flower Carpet) with those of the building's interior envelope in a way that would both create drama and blend the constituent parts into a cohesive whole.

The shard-like volumes that make up Crystals create dramatically sloping ceiling planes that reach as high as 120 feet. Throughout the space, clerestory windows and skylights flood the interior with daylight and open up views to the desert sky and surrounding towers. This keeps visitors oriented and connected to the outside, and sets the tone for the electric lighting scheme. Focus Lighting treated the ceilings and walls as an extension of the sky, uplighting the entire expanse with approximately one thousand LED fixtures that shift colors to match the quality of sunlight throughout the day. Rather than

use color-changing technology to flash saturated colors, Focus combined RGB LEDs with amber and white LEDs to achieve a mix that simulates the gradual diurnal progression through warm and cool light. As night approaches, the overall scheme becomes more intense as it interprets the colors of sunset. At night, though, the overall aesthetic remains subtle. In certain places the mild tones are accented with spots of color, bringing to mind colors that might come from the light of a neon sign or from a TV glimpsed through a window, reinforcing the urban theme. No matter what the time of day, however, the walls and ceiling, which are painted off-white, reflect the shifting colors back down to the ground level, enveloping pedestrians in an aura of gently kinetic light.

Since the building's geometries are so complex and there is no typical condition, each 50W LED uplight, which were placed on window ledges and in the recesses atop the walls, had to be individually aimed. This was a massive job for Focus Lighting, requiring two different team members to be on site for significant periods of time (the longest duration was five consecutive weeks) to oversee the elaborate process. An equally intense degree of detail was demanded in lighting the set pieces and water features, which combine integral fixtures with theatrical lighting techniques. "We wanted to completely integrate the Rockwell features within the Libeskind surrounds," says Gregory. "To accomplish this we used lighting within the features to cast tonal color and pattern on the ceiling above, acting as an ephemeral reflection of the features below."

The Tree House features resin rings backlit by warm-white LEDs, while 150W metal halide lamps with gobo patterns highlight the structure from slots in the ceiling and walls. Similar fixtures also wash the Hanging Gardens, though here the luminaires are tempered with gobo filters that create a dappled light. Three 39W metal halide fixtures recessed in the base of each tree accent their forms. The Grand Stair boasts pink agate tread risers backlit with 5W-per-linear-foot cool-white LEDs, and acrylic elements in wooden railings backlit with warm-white LEDs. Again, 150W metal halide theatrical source lights shoot down on the stair from slots in the walls and ceiling, accenting the café pods as well as other points upon the steps. The Flower Carpet is also illuminated by the 150W metal halide fixtures, though 150W spotlights augment the scheme to help the colorful blooms pop.

Focus Lighting got more adventurous with the water features. "Glacia" was lit from above by 150W CMY color-changing metal halide fixtures, while 400W metal halide floodlights in two color scales—one pushed to the warm extreme of the Kelvin scale, the other to the cool extreme—create contrast that helps to add depth to Halo's water vortexes.

Unlike other casino resorts in Las Vegas, CityCenter does not welcome visitors with aisles of slot machines. Arriving from the street, if you want to get to any gambling, or to anywhere in the complex, you have to pass through Crystals and be engulfed in its urbane version of Vegas glitz and glam. In Libeskind's words, "It's a reinvention, a new way of harnessing the city's energy." It's also a prime example of how, when designers coordinate their efforts from the start, the integration of lighting and architecture can change the way people perceive the world around them. **AARON SEWARD**

FACING PAGE: COURTESY MGM MIRAGE; THIS PAGE, TOP: JP LURA/FOCUS LIGHTING; RENDERING: COURTESY FOCUS LIGHTING

# CRYSTALS, CITYCENTER

A SYSTEM OF CATWALKS STREAMLINES MAINTENANCE BY INCREASING ACCESS TO LUMINAIRES

**Project** Crystals, CityCenter, Las Vegas **Client** MGM Mirage, Las Vegas **Design Architect** Studio Daniel Libeskind, New York **Architect of Record** AAI Architects, Toronto **Interior Designer/Architect** The Rockwell Group, New York **Lighting Designer** Focus Lighting, New York **Project Size** 500,000 square feet **Manufacturers** B-K Lighting, ETC, Edison Price, Lighting Services Inc, Martin Architectural, Philips Color Kinetics



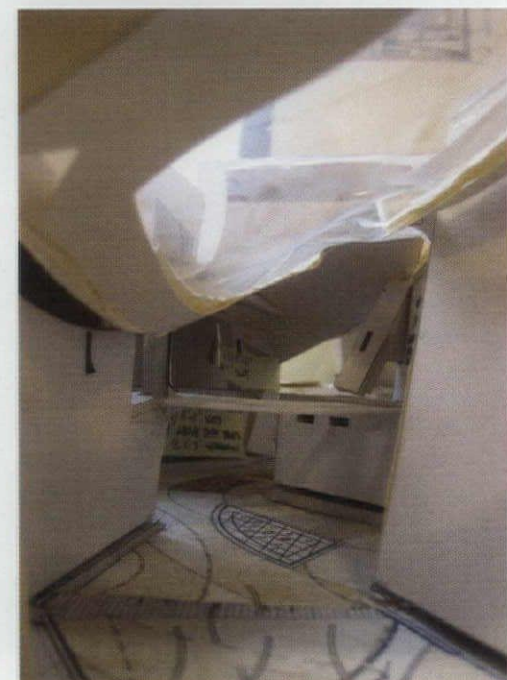
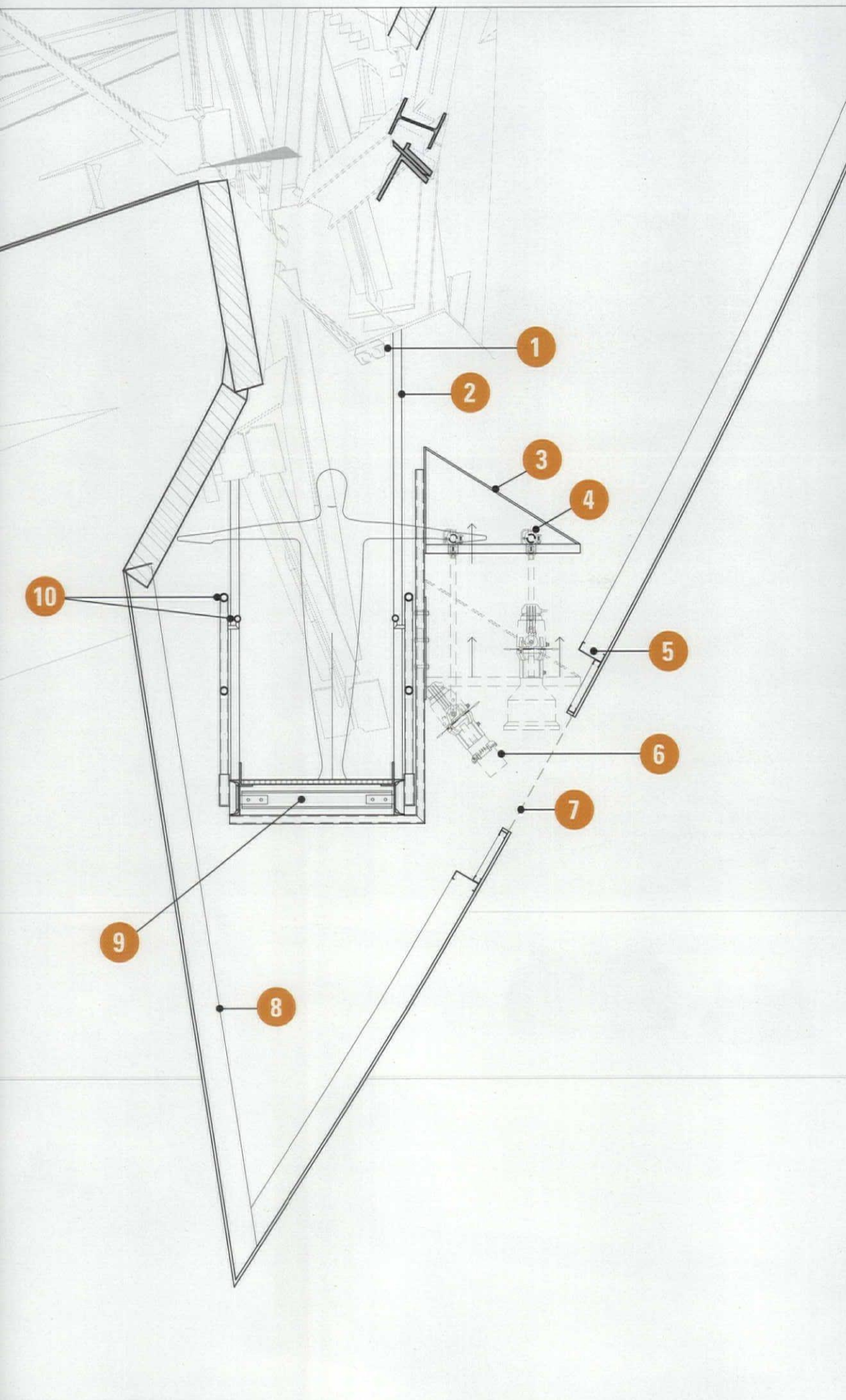
The building envelope, extra-tall ceiling heights, and sloping surfaces at Crystals presented several challenges when it came to the placement and accessibility of the light fixtures. Focus Lighting devised a system of ceiling slots to house the luminaires, which keep the ceiling planes free from "visual clutter." During the day the space is infused with a complement of natural light from a series of skylights.

One of the first issues that Focus Lighting addressed when the firm designed the lighting layout for the Crystals shopping mall—the signature retail component of the new CityCenter development in Las Vegas—was where to place fixtures within the vast volume of its commons' high ceilings, some of which are as high as 120 feet. Architect Daniel Libeskind wanted the oblique geometries of the interior to be visible to visitors and sent a clear message to the rest of the design team that he wanted to keep the architecture clean. This meant that hanging a catenary truss system to support the lighting equipment would be out of the question. So Focus Lighting devised a solution that groups luminaires in a series of discretely located recessed slots in the ceiling and wall planes.

"We collaborated with the architects to get the slots just right," explains Paul Gregory of Focus Lighting. "We'd draw the slots and send them to Libeskind's office. They'd think about it for a week, then move them a bit and send the drawings back. We were thinking about how we were going to get a maintenance guy up there to change the lights, and [Studio Daniel Libeskind] was thinking about how the slots looked in the ceiling. In the end we worked it out so that the openings are 30 inches across."

While most of these slots are reached by boom lifts, some are positioned either too high up on the ceiling, above the Grand Stair, or above interior features such as the water sculptures "Glacia" and "Halo." As a result, Focus Lighting convinced client-owner MGM Mirage to build catwalks in four locations to access six areas with lighting equipment that would otherwise have been inaccessible. Without these, maintenance on these fixtures would have been a nightmare.

At the time that the decision to go ahead with the catwalks was reached, the steel for the project had already been ordered and there was no possibility of going back to integrate pathways for the catwalks into the structural steel. Focus Lighting then worked with both Studio Daniel Libeskind and the Rockwell Group to find access points that would work best, allowing the catwalks to be threaded through the ceiling's trusses. "I actually crawled under a table to convince [the architects] that you can climb over and under a beam," says Stephanie Daigle, a designer at Focus Lighting who was on site to see the lighting details through before the project opening. As a result, this inventive use of access catwalks make all the difference in ensuring that the lighting will continue to perform as intended. **AS**



To understand the complexity of the architectural envelope, Focus Lighting built a model (top and above) to study the interaction of light in the space and understand the ceiling-plane alignments to locate fixtures and access the catwalks.

- 1 FLUORESCENT WORKLIGHT
- 2 VERTICAL HANGERS CONNECTED DIRECTLY TO BEAM
- 3 STEEL BRACKET LIGHTING SUPPORT, HEIGHT ADJUSTED ACCORDING TO LOCATION
- 4 1½-INCH PIPE RAIL TO HOLD LIGHTING EQUIPMENT AND FIXTURES
- 5 6-INCH METAL STUD
- 6 THEATRICAL FRAMING PROJECTOR
- 7 REMOVABLE WIRE MESH MOUNTED ON STEEL FRAME TO PREVENT ACCESSORIES FROM FALLING THROUGH DURING AIMING AND MAINTENANCE
- 8 BUILDING TRUSS
- 9 STEEL C-SECTION ATTACHED TO STRINGER WITH STEEL ANGLE, GALVANIZED STEEL GRATING FASTENED TO STEEL ANGLE
- 10 CONTINUOUS GUARDRAIL AND HANDRAIL WITH INTEGRATED CONVENIENCE OUTLETS FOR POWER SUPPLY

# 821

LIGHTFAIR




## THE NEXT GENERATION OF LUMINAIRES

Infinity by bartco™ • to find out more, stop by booth 821  
at LightFair 2010, or visit [www.bartcolighting.com](http://www.bartcolighting.com)


Lighting: Tishchen Design Associates; Architecture: Stephen S. Younger Architects; Photography: Ken...

Circle no. 21 or <http://archlighting.com/productinfo>  
**bartco** LIGHTING  
leading the way and lighting it.™






25




30



46



96



62

# 2010 PRODUCT GUIDE

EDITED BY Sallie Moffat

Now in its seventh year, ARCHITECTURAL LIGHTING's annual product issue showcases the lighting industry's latest offerings. With close to 200 products in 12 categories, this issue is our largest product guide to date. A|L's focused look at luminaires and related lighting products presents a robust view of the industry and, in its own particular way, reflects the current pulse of what's happening in the marketplace. Categories may come and go, but the variety of product offerings does not.

The challenge, as always, remains how to present ARCHITECTURAL LIGHTING's readers with the latest product information so that lighting designers and architects are up to date with new releases that they can add to their palette of lighting tools. There was no shortage of products this year, and in fact, contrary to what the current economy might indicate, companies have not abandoned research and development. Rather, many manufacturers are putting even more resources behind R&D so that they are poised and ready to seize the opportunity when the economy does fully rebound.

Two things are readily apparent in reviewing this year's class of products: the large number of LED fixtures and their saturation of the market, and how the playing field has changed for lighting manufacturers. Even if a company has new and exciting non-LED fixtures, lighting manufacturers are more interested in promoting their

solid-state offerings, no matter the innovative and intriguing features of the other non-LED products. LED luminaires have made particular headway in outdoor lighting, especially in street and roadway lighting. Manufacturers that once were cautious about entering the solid-state arena have now thrown their hats in, and it is fair to say that all the major lighting companies are devoting serious attention to LED products.

It is also clear that the lighting industry is now in the hands of a few select companies. But many questions about market consolidation still do remain. How will companies once known as independent businesses function within a larger parent superstructure? Will their names endure as recognized entities or will they give way to hyphenation or an obscure acronym? Is there enough diversity in the industry for continued experimentation, a free exchange of ideas, and fair pricing structures? While it still might be too soon to say, the market usually finds a way of sorting itself out, and one can only hope that high-quality, innovative products will remain at the forefront of the industry.

Different years produce different product development cycles, and the quantity of market-ready luminaires never ceases to amaze. But that begs the question: Are there ever *really* any new products? The answer is yes. So turn the page to see the lighting industry's latest innovations. A|L

<b>Decorative</b>	24
<b>Downlights</b>	34
<b>Emergency/Exit</b>	42
<b>Direct/Indirect</b>	44
<b>Industrial</b>	52
<b>Lamps/Ballasts/Controls</b>	54
<b>LEDs and Drivers</b>	60
<b>Outdoor/Landscape</b>	68
<b>Specialty</b>	82
<b>Task</b>	86
<b>Track</b>	90
<b>Wallwashers</b>	94
<b>Index</b>	98




**FDV COLLECTION** Lilith

The Lilith from Studio Alteam and offered in the U.S. by the FDV Collection offers elegant diffused light for any setting. The 4-inch-tall lampshade is made from cotton and is available in four colors: white, black, red, and silver. The bottom of the shade is handmade etched glass and the top cover is satin white glass. Lilith is offered as a table lamp, a single pendant (in three diameters: 16, 23, and 28 inches), a three-tiered pendant (shown), and a wall sconce. The ceiling version is made of white lacquer with brushed nickel details. Depending on the model, the fixture takes three 60W E14 lamps or four-to-six 75W E27 lamps. [fdvcollection.com](http://fdvcollection.com) CIRCLE 100




**LAMPS PLUS** Possini Euro Lilypad Ceiling Light Fixture

Part of the Possini Euro Design Lighting Collection, the Lilypad Ceiling Light Fixture features a cluster of nature-inspired forms in etched glass for a graceful yet striking appearance. Measuring 30 inches wide by 16 inches deep by 6 3/4 inches tall, the semi-flushmount luminaire has a chrome frame and is illuminated with 12 20W halogen lamps. [lampsplus.com](http://lampsplus.com) CIRCLE 102




**BEGA** Limburg Wall-Mounted Glass Block Luminaire

The new wall sconce family of luminaires in the Limburg Collection provides general illumination while casting a soft glow on the surrounding wall surface. Outfitted with compact fluorescent lamps and an electronic ballast, the luminaires feature heavy pressed-crystal with a texture applied to the glass surface. Available in three shapes—rectangle, half circle, and curved face—the quality of the glass eliminates a view of the lamp source. The rectangular version measures 10 3/4 inches wide by 4 3/8 inches deep by 4 5/8 inches tall. The luminaire is secured via a metal back plate and is UL listed for damp locations. [bega-us.com](http://bega-us.com) CIRCLE 103




**FOSCARINI** Fly-Fly

A pendant luminaire created using a polycarbonate injection molding technique that guarantees 360-degree lighting, Fly-Fly was designed by Ludovica and Roberto Palomba and appears to be made of soft, sandblasted glass. Recalling organic forms from nature, such as a manta ray or a butterfly, the fixture's graceful shade measures 31 15/32 inches wide by 26 inches deep by 196 inches tall and is offered in white or orange. Light from a 300W halogen lamp is projected upward, while a screen prevents glare from below. [foscarini.com](http://foscarini.com) CIRCLE 101



**FABBIAN** Tile D95

Conceived of as a transparent modular system with glass tiles patterned after motifs found in nature, Tile D95 can be used to create linear elements or space-defining forms for a truly customizable lighting solution. The system includes a ceiling-mounted linear bar that holds the light source (typically GU10 socket 50W halogens) and supplies power to it. The starter bar is 12 inches long and additional bars in lengths of 12, 24, 36, and 48 inches can be added. Various faceplate accessories are available to trim the bars including a polished extruded aluminum cover. The glass tiles come in five different colors: clear, aqua marina, amethyst, green, and amber, and each tile measures approximately 11 inches long by 4 inches high. The tiles are suspended using aluminum cable with security fasteners positioned above and below each tile in the chain. [fabbian.com](http://fabbian.com) CIRCLE 104



**ELEEK** LED Pendant Collection

The LED Pendant Collection is a new line of eco-friendly luminaires. Composed of eight fixtures—Spear (which is damp location-listed), Spora, Liquid (shown), Lantern, Barattolo, Dolce, Artiglio, and Corneta—it features recycled materials, sustainable manufacturing, and energy efficiency. Handmade in Oregon, each pendant is constructed of recycled metals (with a high post-consumer content) and etched borosilicate glass, and contains warm-white LEDs for a natural-looking light comparable to that of an incandescent lamp. Seven canopy options are available and drop length may be specified. [eleek.com](http://eleek.com) CIRCLE 105






**BLU DOT** Stilt

Available in floor and table lamp versions, Stilt is composed of a trio of slender solid walnut legs topped with a crisp ivory shade for an understated yet warm effect. The floor lamp measures 66 inches tall and 18 inches in diameter, while the table lamp stands 28 inches tall and has a diameter of 13½ inches. Each comes with a red cloth-covered cord and has a three-way switch. [bludot.com](http://bludot.com) CIRCLE 106



**STUDIO ITALIA DESIGN** Soap

Offered with energy-efficient compact fluorescent lighting, Soap features a crystal-clear handblown glass sphere held in place by wire strings. Adjustable to a maximum height of 78¾ inches, it measures approximately 10¼ inches in diameter (at the bottom), has a diffuser made of Pyrex with a frosted stem to conceal the light source, and takes one 55W twin-tube 2G11 lamp. [sid-usa.com](http://sid-usa.com) CIRCLE 107



**FOSCARINI** Allegretto


Based on the company's original Allegro design, but designed with more modest proportions for residential or small commercial areas, Allegretto is made up of intermingling aluminum rods to produce an ethereal structure. Because the rods hang in balance and are not secured to each other, they softly chime when lightly touched. The fixture is available in three profiles and metal color combinations: Vivace in brown, Ritmico in black, and Assai in gold. [foscarini.com](http://foscarini.com) CIRCLE 108



**ZISCHKE STUDIO** Willow Chandelier

Created by Arizona-based lighting designer Jeff Zischke, the Willow Chandelier is a delicate pendant luminaire composed of branch-like "arms." Measuring 20 inches by 20 inches by 30 inches, it is made from plasma-cut brushed stainless steel and takes a 60W A19 lamp, whose light is projected through the fixture's form and throws shadows onto the ceiling. [jeffzischke.com](http://jeffzischke.com) CIRCLE 109


products | decorative



**FDV COLLECTION** Paper

Designed by Mauro Marzollo, this highly textured wall or ceiling luminaire is an unexpected and playful homage to a crumpled piece of paper. Crafted from satin-white curved glass, Paper is mounted on a lacquered white structure with chrome accents and is available in three sizes: 8 $\frac{1}{8}$  inches by 8 $\frac{1}{4}$  inches by 3 $\frac{1}{2}$  inches, 11 $\frac{3}{4}$  inches by 11 $\frac{3}{4}$  inches by 4 $\frac{3}{8}$  inches, and 17 $\frac{3}{4}$  inches by 17 $\frac{3}{4}$  inches by 5 $\frac{1}{8}$  inches. It also takes a variety of lamps, including compact fluorescent and incandescent.

[fdvcollection.com](http://fdvcollection.com) CIRCLE 110



**STUDIO ITALIA DESIGN** Maya

With a geometric honeycomb shape reminiscent of the architecture of the ancient Mayans, the Maya line features a white lacquered metal diffuser and takes two 26W fluorescent lamps. It is available as a pendant, a ceiling-mounted luminaire, and a sconce, which measures just under 12 $\frac{1}{2}$  inches wide and 9 $\frac{1}{2}$  inches tall. Each provides indirect ambient illumination.


[sid-usa.com](http://sid-usa.com) CIRCLE 111



**EUREKA** Bean

A curvy ceramic shade that is contemporary yet playful, Bean can be installed individually or clustered. Cable mounted for easy installation and adjustment, the sculptural housing measures just under 16 inches tall by 10 inches wide. (With the adjustable cable mount and canopy, the fixture can achieve a length of 60 inches.) It has a white shade with chrome details, and takes one 13W, 26W, or 32W compact fluorescent lamp, one 26W GU24 spiral compact fluorescent lamp, or one 100W incandescent lamp. [www.eurekalighting.com](http://www.eurekalighting.com) CIRCLE 112

BARN LIGHT ELECTRIC




LIGHTING



Sconces



Pendants



Goosenecks

WHERE VINTAGE AND MODERN COLLIDE™

1.800.407.8784

[www.BarnLightElectric.com](http://www.BarnLightElectric.com)



**EUREKA** Stack Cluster

A six-in-one assortment, Stack Cluster measures 10 inches wide and 60 inches tall. Supported by black industrial wire threaded through a chrome organizer, its shades come in a combination of white, black, and chrome, with the choice of a black or white interior shade finish. The fixture takes six MR16 or PAR20 lamps and its shades can be vertically adjusted to create different looks. [www.eurekalighting.com](http://www.eurekalighting.com)

CIRCLE 116

**BLACKBIRD** Flat Bend  
The Flat Bend table lamp makes a powerful but serene statement with its solid steel base, white acrylic frame, and white Japanese Shin-Danshi rice paper diffusers, which create a warm glow. Measuring 23 inches tall, 8¼ inches wide and 5½ inches deep, the fixture is available in oil-rubbed and polished bronze, polished copper, and black nickel finishes, takes LEDs or two 18W compact fluorescent lamps, and has a black cord and inline rocker switch. [blkbrd.com](http://blkbrd.com) CIRCLE 117



**LUCEPLAN** Hope

Designed by Francisco Gomez Paz and Paolo Rizzatto, Hope is a new take on the chandelier. It is made from a series of thin polycarbonate Fresnel lenses that multiply light to create a glittery and sparkly effect. The transparent polycarbonate "leaves" are supported by an interior armature—a stainless steel frame and injection molded polycarbonate arms. The luminaire is available in three sizes: small (19.3 inches tall by 24 inches wide), medium (21.2 inches tall by 28.2 inches wide), and large (26 inches tall by 43 inches wide), and designed to work with multiple lamp types including 150W incandescent, 150W halogen, and 23W, 32W, and 42W fluorescent. Depending on the model, the drop of the canopy ranges from 59 to 161 inches. The fixture is both UL- and cUL-listed. [luceplan.com](http://luceplan.com) CIRCLE 118

entity

recessed, refined

Discover an exciting new brand of lighting at Lightfair International Booth #277



PUTTING ON A SPACE SUIT  
DOESN'T MAKE YOU AN ASTRONAUT.



**And It Won't Get You to the Moon.**

Great achievements require a clear vision, boundless enthusiasm, a commitment to hard work and a magical blend of experience, collaboration, patience and stubbornness.

Our vision is to create high-quality LED lighting and controls systems – volume-produced for commercial applications. The quest has begun ... the mission continues.

Our LED lighting systems set a new standard in performance that is accelerating the adoption of LED lighting. Market-tested and market-approved, LED solutions from Lithonia Lighting cut operating costs, enhance lighting quality and support sustainability goals.

**LED solutions from the market leader.**



[www.lithonia.com](http://www.lithonia.com) | Visit us at Lightfair Booth 527

© 2010 Acuity Brands, Inc. All rights reserved.

Circle no. 44 or <http://archlighting.com/productinfo>

**LEVITON**®


# The smart choice for contractors, builders and Mother Nature.

Make the switch to smarter,  
greener choices with Leviton.

The switch to more cost-effective ways to deliver power. To light a building. To run appliances. To turn a house into home sweet home. Or a building into an efficiency machine. At Leviton, we're a pioneer in energy management. Bringing smarter choices to our customers — from daylight harvesting and self-powered wireless technologies to innovative approaches to LEED Certification. For more information about the smart choices you can make, visit us at **Leviton.com**

Circle no. 35 or <http://archlighting.com/productinfo>

**THE FUTURE IS ON**®





**LAMPS PLUS** Possini Euro LED Light Show Flushmount Ceiling Fixture

From the Possini Euro Design Lighting Collection, the LED Light Show Flushmount Ceiling Fixture measures 19¾ inches wide and 6¾ inches tall. In addition to four 20W clear halogen lamps that provide simple overhead lighting, the luminaire contains multicolored LEDs that are positioned in clear center cubes and can be lit with a single color or cycle through various sequences, as well as a frame of white LEDs on its perimeter. Glass rods and a chrome backplate add dimension and additional optical effects, and a remote control comes standard. [lampsplus.com](http://lampsplus.com) CIRCLE 120


**PHILIPS OMEGA** Origins 212

Origins 212 is a family of decorative pendants featuring a sleek modern design coupled with precision optics. In order to provide high levels of light for large spaces with medium to high ceilings, the luminaires are available with compact fluorescent lamps up to 57W and T6 ceramic metal halide lamps up to 150W. Each pendant is available with translucent or opaque shades, two suspension options, metalized finishes, and an LED color accent feature that adds dynamic color to the compact fluorescent pendants, but allows only the exterior of the fixture to have color-specific choices so as not to compromise the quality of light. [omegalighting.com](http://omegalighting.com) CIRCLE 119

**BLACKBIRD** Loop

With its stainless-steel base and the continuous streamlined curves of its shade, Loop generously disperses light up and down a wall. Its hand-molded wood veneer shade is offered in maple, ebony stripe, walnut, and Douglas fir, while its base comes in mirror-polished stainless steel, ground stainless, bright black nickel, pearl bright nickel and chrome, satin black nickel, pewter black nickel, polished bronze, polished copper, and white enamel powdercoat. It takes one 75W (maximum) incandescent or Xelogen lamp with a candelabra base. [blkbrd.com](http://blkbrd.com)

CIRCLE 121



## Warning: A Spotlight Mini May Cause Exhibit Envy.

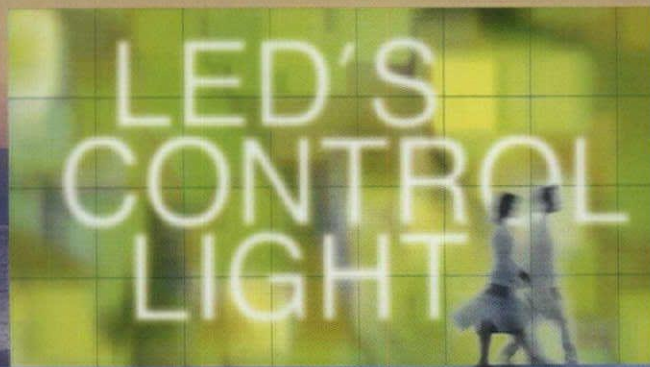
Direct from Milan to the USA, Spotlight Mini architectural fixtures are bright, compact, & gorgeous. But don't worry. Your exhibits will still be the center of attention. Explore the whole family of Spotlight Mini luminaires at [www.apollosdesign.net](http://www.apollosdesign.net).



# SLOTLIGHT LED GENIUS™ ENGINE

The classic SLOTLIGHT benefits – a sleek, sophisticated aesthetic; uniform, uninterrupted lines of light, and an array of options – with the latest in energy-efficient LED technology.

HUMANERGY BALANCE – lighting solutions for the balance among the environment, energy, and the individual.



Gemeindezentrum Oberalm, Austria



More light. Less wattage

Superior glare control, without dark spots or LED images.

Consistent performance, output, and color temperature over time, and from luminaire to luminaire.

Complete Zumtobel system: GENIUS™ LED engine, ATM™ thermal management, and SMOOTH™ optic.

Five year system warranty.



# products | downlights

## SEA GULL LIGHTING LED Surface Mount Downlight

Measuring approximately 7¼ inches in diameter and 1½ inches tall, the LED Surface Mount Downlight was created with an integrated design approach to ensure that all of its components work together to deliver superior performance, efficiency, and maximum usable light. Consuming just 15W, it produces more footcandles at 8 feet than most 26W compact fluorescent recessed housings, is dimmable down to 10 percent, and is available in 3000K and 4500K color temperatures. The trim, which quickly snaps onto the unit, is offered in white, brushed nickel, chrome, black, and antique bronze. [seagullighting.com](http://seagullighting.com) CIRCLE 122

## USAI BeveLED

An addition to USAI's Bevel family of products, BeveLED is an adjustable LED downlight that features advanced thermal management and a 50,000-hour lifespan. The fixture is equipped with interchangeable lenses that allow for beam spread adjustments and high-efficiency 10W and 20W, 3000K, field-replaceable LED light engines. It also meets the industry's most stringent standards for energy efficiency, is available in multiple light sources, and offers trims in a variety of finishes and shapes. [usaillumination.com](http://usaillumination.com) CIRCLE 123

## GOTHAM

Gotham Squares

The popular Gotham Squares family has been expanded to include a wide range of 4- and 6-inch square-aperture fixtures for use with MR16 halogen and ceramic metal halide, T4/T6 ceramic metal halide, HID, incandescent PAR lamps in downlight, wallwash, and directional configurations. Engineered to install perfectly square—and to stay that way over the life of the product—the luminaires' one-piece polymer composite trims with clean, flush corners provide an ultraclean appearance with no light leaks. New metal and microflange trim options are offered, as are new trim colors, which include clear, stepped, pewter, wheat, stepped pewter, and stepped wheat. [gothamlighting.com](http://gothamlighting.com) CIRCLE 124

## INTENSE LIGHTING SS6

A 6-inch specification-grade LED downlight, the SS6 has a heavy-duty galvanized steel frame and comes in two lumen packages: 700 lumens at 14W and 1,100 lumens at 18W. In addition to beam spreads of 30 and 55 degrees, the fixture can be dimmed to 1 percent and has a 1.5-millimeter-thick reflector offered in clear specular, haze, and white matte.

With a color temperature of 3500K and a CRI of 83, its LEDs average a rated life of 50,000 hours at 70 percent. The LED module is easily upgradable to accommodate future technology and can be accessed from above or below the ceiling. [intenselight.com](http://intenselight.com) CIRCLE 126

## COOPER LIGHTING HALO

LED 900 Downlight Series



Available in six different housings, the LED 900 Downlight Series was designed for new construction (with the H750x Series LED housing) or retrofits into compatible incandescent housings (using the included Edison screw base adapter). Each fixture in the series uses less than 15W, has an optical design that yields smooth beam distribution with good cutoff and low glare, delivers in the range of 511 to 945 lumens (depending upon trim and color temperature), and comes in four color temperatures: 2700K, 3000K, 3500K and 4000K. [halolgt.com](http://halolgt.com) CIRCLE 125



## ENLUX LIGHTING

DL-1 TC Series

Providing flexibility for new and replacement installations, the DL-1 TC Series of low-power, high-illumination LED downlights is now available with a variety of tapered cone trim sizes and colors in a modular design permitting a vast array of choices. Consuming just 14W and providing 750 lumens, the fully recyclable fixtures' new cone trims are offered in 5-, 6-, and 8-inch diameters and come in white, anodized, antique copper, chrome, and anodized with a white trim. Custom colors and other surface finishes are also available. [enluxled.com](http://enluxled.com) CIRCLE 127





# Finally,

## LED Technology that delivers on its promise.

At just 7 watts, *element*<sup>™</sup> delivers the equivalent of a 70-watt incandescent in both light output and quality thanks to a single, powerful (and very new) MCX LED.

Learn more about Element's revolutionary MCX LED Technology at [humanscale.com](http://humanscale.com).



# products | downlights



## **GOTHAM** Lightshield

Providing attractive yet rugged tamper-proof protection for Gotham's recessed downlights, Lightshield gives designers the ability to achieve vandal-resistant lighting without sacrificing performance or aesthetics. Easily installed over the housing and trim assembly of most of the company's 6- or 8-inch open-aperture luminaires, it can accommodate lens combinations up to 1/2 inch thick and also provide IP55 ingress protection. Lightshield comes in a wide selection of color finishes and lens types and, when ordered with a polycarbonate lens, has a full lifetime warranty covering damage incurred from physical abuse. [gothamlighting.com](http://gothamlighting.com) CIRCLE 128




## **NORA LIGHTING** LED Recessed Downlights

Available with small apertures and high lumen output to accommodate a wide range of new construction and renovation projects, Nora Lighting's LED Recessed Downlights are Title 24-compliant and come in three 120V models: a 3 1/2-inch aperture (10.5W) with an output of 500 lumens at 3000K; a 4 1/2-inch aperture (14W) with an output of 622 lumens at 3000K; and a 5 1/2-inch aperture (14W) with an output of 635 lumens at 3000K and 710 lumens at 4200K. Each has a CRI of 86, is rated for 50,000 hours at 70 percent lumen maintenance, is cUL listed for wet locations, and contains a triple-laminated lens. [noralighting.com](http://noralighting.com) CIRCLE 129

## **LITON LIGHTING** 3-Inch Mini-Arc LED Downlight

The 3-Inch Mini-Arc LED downlight is Energy Star-qualified, consumes only 9W of energy, and provides more than 360 lumens. Using Cree's X-lamp LEDs, the luminaire features a deeply regressed LED array for glare-free environments, while housings are available with flicker-free dimming and have a certified lifespan of 40,000 hours. Trim options include wallwash, lensed, and open trim designs, with trim finishes in white, black, natural, copper, and mocha. [liton.com](http://liton.com) CIRCLE 130




## **MP LIGHTING** L141



A 13W LED downlight with a field-replaceable lamp and light output equivalent to that of a 50W MR16 source, the L141 is a 4-inch recessed luminaire featuring a simple yet versatile design and is suitable for both commercial and residential applications. It is available with color temperatures of 3000K or 5000K, with a round or square trim, and in a black or white finish. Designers can also specify a dimming or non-dimming version. [mplighting.com](http://mplighting.com) CIRCLE 132

## **KURT VERSEN** T4/T6 Metal Halide Downlights

Kurt Versen developed this line of round downlights, wallwashers, directional, and slope fixtures to optimize the performance of low-wattage T4 and T6 metal halide lamps and to meet stringent energy mandates. A complete line of 4- and 6-inch apertures are available in four wattages: 20W, 39W, 70W, and 150W. The 20W and 39W lamps are best suited for low ceilings (8 feet to 20 feet high); the 70W and 150W lamps are appropriate for medium- and high-ceiling applications. A supernarrow optical system can be utilized for very high ceiling heights (up to 70 feet high). The optical system is very efficient, up to 85 percent, with minimal visual view of the light source. Multiple beam spread options (from narrow spot to wide flood) allow for highlighting or general illumination. [kurtversen.com](http://kurtversen.com) CIRCLE 131



SAVE THE DATE



## IALD EDUCATION TRUST BENEFIT DINNER & 27TH ANNUAL IALD INTERNATIONAL DESIGN AWARDS PRESENTATION

THURSDAY, 13 MAY 2010  
RENAISSANCE LAS VEGAS HOTEL  
LAS VEGAS, NV USA

JOIN YOUR PEERS IN CELEBRATING EXCELLENCE IN LIGHTING DESIGN AS WE HONOR THE RECIPIENTS OF THE 27TH ANNUAL IALD INTERNATIONAL LIGHTING DESIGN AWARDS, PLUS DEMONSTRATE YOUR DEDICATION TO THE DEVELOPMENT OF THE ARCHITECTURAL LIGHTING DESIGN INDUSTRY AT THIS ANNUAL INTERNATIONAL FUNDRAISING EVENT FOR THE IALD EDUCATION TRUST.

PROCEEDS FROM THE BENEFIT DINNER ENABLE THE IALD EDUCATION TRUST TO FUND STUDENT SCHOLARSHIPS, THE LIGHTPLAY STUDENT WORKSHOP AT IALD ENLIGHTEN AMERICAS, ATTENDANCE AT IALD CONFERENCES, THE GRANT TO ENHANCE LIGHTING DESIGN EDUCATION, THE LEARN2LIGHT.COM PROGRAM AND ONGOING OUT-REACH TO ARCHITECTURAL AND THEATRICAL SCHOOLS.

ACT NOW TO FURTHER THE GROWTH AND DEVELOPMENT OF THE ARCHITECTURAL LIGHTING DESIGN PROFESSION. **TABLE SPONSORSHIPS AND INDIVIDUAL TICKETS ARE NOW AVAILABLE.**

FOR MORE INFORMATION VISIT [WWW.IALD.ORG](http://WWW.IALD.ORG), CALL +1 312 527 3677 OR EMAIL [KELLY@IALD.ORG](mailto:kelly@iald.org).

IALDEDUCATION TRUST

IMAGES FROM LEFT TO RIGHT: IALD EDUCATION TRUST PRESIDENT MARK ROUSH | PHOTOGRAPHY © MICHAEL STILLER, 2009 | IALD PRESIDENT JEFF MILLER, IALD | 2009 IALD AWARD OF MERIT, THE NEW YORK TIMES BUILDING NEW YORK CITY, NY USA, OFFICE FOR VISUAL INTERACTION INC, PHOTOGRAPHY © FRIEDER BLICKLE © OVI | IALD PRESIDENT JEFF MILLER, IALD, 2009 IALD RADIANCE AWARD WINNER MARK MAJOR, IALD, OF SPEIRS AND MAJOR ASSOCIATES, 2009 IALD DESIGN AWARDS CO-CHAIRS DIANE RODRIGUEZ, ASSOC. IALD AND ANDREA HARTRANFT, IALD | 2009 RADIANCE AWARD, THE ENTRANCE AND ATRIUM, 3 MORE LONDON RIVERSIDE UK, LONDON UK, LIGHTING DESIGN BY SPEIRS AND MAJOR ASSOCIATES, PHOTOGRAPHY © JAMES NEWTON

# products | downlights

## PROGRESS LIGHTING P8022

Intended for use in both new construction and remodels, the P8022 surface-mounted LED downlight is ideal for single- and multifamily applications such as utility and general illumination. Available in color temperatures of 2700K and 3500K, the low-profile fixture measures 8 inches in diameter, meets Title 24 requirements, contains nine LEDs that consume just 13W, and features a glossy white finish and a frosted acrylic lens. [progresslighting.com](http://progresslighting.com) CIRCLE 133



## COOPER LIGHTING PORTFOLIO LED Downlights

Offered in 4- and 6-inch apertures, the fixtures in Portfolio's LED downlight family use a two-stage reflector system for smooth distribution with excellent light control and low-aperture brightness. Containing an LED system comprised of high-brightness white LEDs (with color temperatures of 2700K, 3000K, 3500K, and 4000K), an integral heat sink, and an optical mixing chamber that delivers more than 50 lumens per watt, the luminaires are available in lumen packages of 1,000 or 1,400 and they exceed Title 24 requirements. [portfolio-lighting.com](http://portfolio-lighting.com) CIRCLE 134

## ELITE LED LIGHTING

RL630/RL607


A series of LED downlights for both commercial and residential applications, the RL630/RL607 6-inch LED retrofit modules deliver more than 674 lumens and consume a minimal 14W of power. Energy Star-compliant, the fixtures are available with a variety of baffle and reflector choices, as well as numerous trim selections. [iuseeliteled.com](http://iuseeliteled.com) CIRCLE 135



## W.A.C. LIGHTING

LEDme Recessed Downlights

Designed with a clean, architectural look, LEDme Recessed Downlights are engineered for precise thermal and optical performance. State-of-the-art LEDs provide the equivalent light output of a 50W halogen lamp and have a potential life of 50,000 hours. The dimmable fixtures are available in 2-, 3-, and 4-inch apertures with round and square trim styles. The 2-inch models are adjustable, offering a 40-degree vertical tilt, and can be dimmed from 100 to 15 percent. The 3- and 4-inch versions are available in both trim and trimless styles and can be dimmed from 100 percent to 1 percent. [wacighting.com](http://wacighting.com) CIRCLE 136



## PHILIPS CAPRI Capri One LED

The Capri One modular downlight system is now available with an LED electrical option, which is provided with the reflector attached for easy installation and consistent distribution. This addition will add multiple color temperatures and wattages to the existing Capri One lineup. As before, the system offers many frame, reflector, and lamping choices, and offers the option to install the downlight frame, finish the ceiling, and choose the electrical and trim later. [caprilighting.com](http://caprilighting.com) CIRCLE 137



# products | downlights



## COOPER LIGHTING HALO H4 Collection

The H4 Collection of 4-inch-aperture LED downlights delivers 534 to 700 lumens (up to 46 lumens per watt), depending on color temperature and trim. Suitable for accent, task, and general lighting applications, the dimmable fixtures are equipped with an optical design that provides smooth beam distribution, good visual comfort, and a CRI of 80. Color temperatures of 2700K, 3000K, 3500K, and 4000K are offered, as well as multiple baffles, reflectors, and lensed trims. Baffles and reflectors come in colors including white, black, haze, satin nickel, and Tuscan bronze; trim rings—which work with the LED light engine's heat sink to provide heat conduction away from the LED—are available in white, black, satin nickel, Tuscan bronze, and polished chrome. [halo.ltg.com](http://halo.ltg.com) CIRCLE 138

## PRESCOLITE Retroficient

Created to address the market potential for commercial retrofit projects, Retroficient is a retrofit collection of 6- and 8-inch horizontal and vertical downlights that provides an easy, cost-effective way to install energy-efficient sources in existing spaces. Available with LED and compact fluorescent lamping options, the collection offers quick and simple installation that can be done from below the ceiling and a Quick-Link socket cup for easy assembly. Ideal for LEED-certified projects, the fixtures also feature the company's watts-

per-square-foot optics reflectors (for use with compact fluorescent sources), which deliver more lumens per watt and high fixture efficacies. [prescolite.com](http://prescolite.com) CIRCLE 139



## AMERLUX Puck Multiple

Best suited for accent and display lighting for retail spaces, as well as for hospitality and commercial environments, the Puck Multiple is designed as a recessed ceiling fixture. Only 3 inches wide and 2.5 inches deep, the Puck Multiple can include as many as four machined-aluminum adjustable LED heads within a stamped-aluminum faceplate. The fixture uses warm-white LEDs with a color temperature range from 2740K to 3040K, has a CRI of 85, and an array of beam spread options. Finish is available in either white textured or satin aluminum. Custom colors are available upon request. [amerlux.com](http://amerlux.com) CIRCLE 140

# RAYZER

LED MODULAR LIGHTING SYSTEM



## DELIVERING THE PROMISE OF LED

Find out why the Rayzer, a new LED modular lighting system from Lithonia Lighting, is a cut above the rest!

### FEATURES

- 50,000 HOUR L70 LEDs (3000K with CRI of 85)
- DURABLE, ALUMINUM LOW-PROFILE DESIGN
- DIMMABLE (using optional step dimmer)
- 9", 12", 18" & 24" LENGTHS
- INCLUDES VERSATILE MOUNTING OPTIONS

### APPLICATIONS

IDEAL FOR TASK, OFFICE, COVE, UTILITY AND DISPLAY LIGHTING


Circle 239 or <http://archlighting.hotims.com/productinfo>

See the light...

[www.lithonia.com/rayzer](http://www.lithonia.com/rayzer)  
or visit us at Lightfair - booth #527



An Acuity Brands Company



Occasionally even the most beautiful  
objects have to bask in reflected glory.

Orion, cable suspended luminaire for indirect fluorescent  
and optional direct halogen or metal halide lighting.  
Design, S. & R. Cornelissen.



**Artemide**<sup>®</sup>  
ARCHITECTURAL  
**THE HUMAN LIGHT.**<sup>®</sup>

[www.artemide.us](http://www.artemide.us)

Circle no. 95 or <http://archlighting.com/productinfo>



**LEVITON**®

# Green is the new gold.

In Wireless Lighting Controls, no wires  
and no batteries equal plenty of smarts.

Our Wireless Sensor was Product of the Year in 2009 for lots of reasons. With no wires and no batteries needed, it's a win for Planet Earth and your bottom line. Its range of nearly 100 feet makes it the market's long-distance champion. Its neutral/no-neutral universal voltage design means it's good for any retrofit application. And as for beauty, judge for yourself. For a closer look at all the smart choices we're offering today's building professional, visit us at [Leviton.com/WirelessOS](http://Leviton.com/WirelessOS)


Circle no. 240 or <http://archlighting.com/productinfo>

**THE FUTURE IS ON**®



© 2010 Leviton Manufacturing Co., Inc. All rights reserved.  
'USGBC' and related logo is a trademark owned by the  
U.S. Green Building Council and is used by permission.






**COOPER LIGHTING CORELITE i2 Series**

The next generation of Corelite's Iridium family, the i2 Series of T5/T5HO direct/indirect fixtures features a generous open center aperture for versatility in optics, lamping, and light distribution. Available with adjustable up- and downlight optics, complete with the company's Slide-N-Lock optics accessory, the luminaires can be mounted individually or continuously in a series of 4-, 8-, and 12-foot sections. Made from one piece of die-formed cold-rolled steel to form a 9-inch by 2½-inch profile, each fixture has a linear prismatic fully frosted acrylic lens, standard aircraft cable mounts, and a white polyester powdercoat finish.

[www.corelite.com](http://www.corelite.com) CIRCLE 147



**COOPER LIGHTING NEO-RAY**

Series 52 DIP

Available with one or two T5/T5HO or T8 lamps, the direct/indirect Series 52 DIP boasts efficiency of over 90 percent to comply with numerous energy codes. Providing uniform illumination (60 percent up and 40 percent down), the semi-specular parabolic louver features a ribbed, clear overlay for precise optical control. Available in 3-, 4-, 6-, and 8-foot lengths, the fixtures can be hung by aircraft cable or stem or they can be canopy mounted. They are compact in size—7¼ inches wide by 1¾ inches tall—and have an extruded aluminum housing and mitered ends for a clean finish detail.

[neoray-lighting.com](http://neoray-lighting.com) CIRCLE 146

**SPI LIGHTING Stile Tryg**

Functioning as a direct or indirect high-power luminaire, Stile Tryg produces high lumen levels (with a total output of 2,041 lumens per 2-foot fixture) and utilizes multiple beam spread options. Suitable for both indoor and outdoor projects, it is IP66-rated; comes in stem-, cable-, wall-, and ceiling-mount configurations; and is available in three white LED color temperatures (2700K, 3500K, and 4500K) as well as amber, blue, green, and red. It also contains six or 12 LEDs per foot (depending on output) and has a CRI of 80.

[spilighting.com](http://spilighting.com) CIRCLE 148



**BARTCO LIGHTING BT6**

A family of luminaires designed around a T6 fluorescent lamp, BT6 is equipped with side-mounted lamp pins, enabling the lamp ends to be mounted very close together for increased lumen consistency. Ideal for applications where exposed fluorescents are desired, the slender geometric fixtures are available in five lengths (from 20 inches to 60 inches) and seven color temperatures (from 2500K to 6500K), all rated at a CRI of 88 and a 20,000-hour lamp life.



**LITHONIA LIGHTING RTLED**

Suitable for office buildings, retail locations, classrooms, and healthcare facilities, RTLED is volumetric recessed LED lighting that delivers ambient white light. Three configurations are available: a 2-foot-square fixture that delivers 3,300 lumens for use when high light levels or higher mounting heights are needed, 2,200 lumens for general application levels, and a 1-foot by 4-foot fixture also delivers 2,200 lumens. Each fixture has a 50,000-hour-rated system life, is made from recyclable components and materials, and, with its compact design, measures only 3⅞ inches deep.

[lithonia.com](http://lithonia.com) CIRCLE 150



**FITI** Shiner LED Recessed T Bar

A slim and compact fixture that fits most grid ceilings and provides an economical solution for a variety of retrofit projects, the Shiner LED Recessed T Bar (model DT1-040C) has a special optical design that distributes light evenly and creates a glare-free environment. Measuring approximately 2 feet square, the 38W luminaire has a color temperature of 5026K, delivers 75 lumens per watt, produces a total output of 2,848 lumens, and has a CRI of 70. [www.foxsemicon.com](http://www.foxsemicon.com) CIRCLE 151

**MARK ARCHITECTURAL LIGHTING** Fin Series

A decorative accent fixture with a clean, geometric form, the Fin Series is ideal for making an aesthetic statement, creating intriguing patterns of light, or enhancing other design elements. Versatile and functional, it can be mounted horizontally or vertically, is available in lengths from 2 to 8 feet, and is available with clear sides and frosted edges or in solid frost.

In addition to choosing either T5 or T5HO lamps, designers can specify the depth below the fixture door to be 2, 3, or 4 inches. [marklighting.com](http://marklighting.com)

CIRCLE 152



**LITECONTROL** L20

Litecontrol's first LED fixture, L20 is a 2-square-inch linear pendant luminaire offered in 2-, 4-, 6-, 8-, 10-, and 12-foot lengths. Containing 24 LEDs per foot and featuring a VC4 lens—the company's newest optical component that creates a uniform lens to obscure individual LEDs and control glare—the fixture draws only 6.85W per foot, is offered in color temperatures of 3500K and 4500K, and comes in machined aluminum or matte white with flat or sculpted end caps. [litecontrol.com](http://litecontrol.com) CIRCLE 153



**WALDMANN LIGHTING**

Tycoon Sail System

To create an optimal light and acoustics system for office environments, Waldmann Lighting has added Structurelab's

RX1 reflection and acoustic sail system to its Tycoon free-standing and desk-mounted luminaires. Ideal for high-ceiling applications and large offices, the sail system provides redirection of the fixtures' upright component as well as acoustical sound absorption in open ceiling spaces. Available for both narrow and wide redistribution solutions, the system is offered in single or modular canvas combinations in two variants with different types of fabrics. [waldmannlighting.com](http://waldmannlighting.com)

CIRCLE 155



**EUREKA** Spin

Spin's concentric parabolic reflectors create direct and indirect light. Offered in surface mount and pendant versions, each uses an engineered steel diffuser and reflectors, along with a high-efficiency circline lamp, to create soft and uniform illumination. The surface-mounted version (named Spin) measures approximately 19¾ inches in diameter and takes a 40W or 55W T5/T5HO circline lamp, while the pendant version (named Big Spin) is approximately 26 inches in diameter and takes a 22W T5 circline lamp. Each fixture is 4 inches tall. [www.eurekalighting.com](http://www.eurekalighting.com) CIRCLE 154




**LEDTRONICS** CLL2X2-400-TPW-001W and CLL2X2-800-TPW-001W LED replacements for recessed T-bar fluorescent ceiling luminaires; CLL2X2-400-TPW-001W uses only 24W of power, replaces 2-foot by 2-foot standard 64W fluorescent units, and delivers 1,840 lumens. The CLL2X2-800-TPW-001W consumes less than 36W, replaces 80W fluorescent fixtures, and produces 2,753 lumens. Operating on a voltage range of 100V to 277V, each model delivers 5000K pure-white light with a CRI of 75, and has an average life span of more than 50,000 hours. The luminaires are easily installed using existing fixtures and are constructed of 22-gauge cold-rolled steel. [ledtronics.com](http://ledtronics.com) CIRCLE 156



**VODE LIGHTING** 100 Series

The 100 Series of modular light rail systems is now available with Osram Sylvania's HF2 Narrow LED Module. Offered in wall-, ceiling-, and table-mounted versions, the luminaires come in three single- or double-rail profiles—race, box, and wing—up to 6 feet in length (depending on lamp and rail type). They feature a quick-connect wiring harness; low- and high-density LEDs in color temperatures of 3000K, 3500K, and 4100K; and brushed aluminum or black anodized finishes. [vode.com](http://vode.com) CIRCLE 157



**EUREKA** Billow  
Architectural yet soft, Billow provides indirect illumination. Able to be installed horizontally or vertically, and available in pendant, surface, and wall models (shown), it measures 7 inches wide, just over 1¾ inches tall, and comes in lengths of 4 and 8 feet. The fixture—which is offered in white, chrome, or satin aluminum anodized finishes with chrome end caps—takes two 28W T5 fluorescents (surface mount), two 28W or 54W T5/T5HO fluorescents (pendant), and has a dimming option when used with 54W T5HO lamps. [www.eurekalighting.com](http://www.eurekalighting.com) CIRCLE 159

**COOPER LIGHTING CORELITE**

Class R2R T5 Recessed Retrofit

Designed to reduce energy costs and carbon footprints, the low-profile Class R2R T5 Recessed Retrofit saves time. Because of its innovative assembly design—which includes captive hardware and a quick-connect power feed—one fixture can be easily installed in less than 10 minutes, according to the manufacturer. The luminaire features a matte white reflector that creates a soft illumination and a frosted acrylic lens that transmits lumens to both the task and vertical room surfaces. It also features a 3-inch depth; takes one, two, or three T5/T5HO lamps; reduces lighting costs; and comes in 2-foot by 2-foot and 2-foot by 4-foot sizes. [www.corelite.com](http://www.corelite.com) CIRCLE 158



**LAM LIGHTING** HPE Series

Offering high-performance, low-energy indirect cove lighting, the HPE Series is a line of modular low-profile fixtures that fit discreetly against ceiling and wall coves.

Available in 2-, 3-, 4-, and 8-foot lengths, they easily snap together with optional quick-connect wiring and end brackets. Attached to each housing is a highly polished, computer-aided specular aluminum reflector system that directs maximum emitted light into the space. Its saw-tooth baffle eliminates shadows and minimizes back splash, and, when combined with "kicker" reflectors and a white diffused front edge, virtually eliminates socket shadows. Illumination is provided by one T5 (shown), T5HO, or T8 lamp. [lamlighting.com](http://lamlighting.com) CIRCLE 351





**RISE UP  
AGAINST  
INFERIOR LIGHT.**

**LIGHTING THE  
LED REVOLUTION™**



Get beautiful light without the heat and waste of traditional bulbs. The new Cree LRP-38 LED lamp is the first directional light that gives you a focused, vibrant beam of light while using 75% less energy than halogen lighting.

Cree TrueWhite™ technology creates quality light that displays colors beautifully (CRI of 92 at a color temperature of 2700K) and produces very little heat—so it's safe for even the most delicate display. And because it needs only 12 watts of input power and is designed to last up to 50,000 hours, you don't have to choose between beauty and efficiency.

**Join the LED Revolution and visit us at LightFair Booth 149 or online at CreeLEDLighting.com.**

**CREE**   
LED Lighting

# DELRAY LIGHTING INCORPORATED

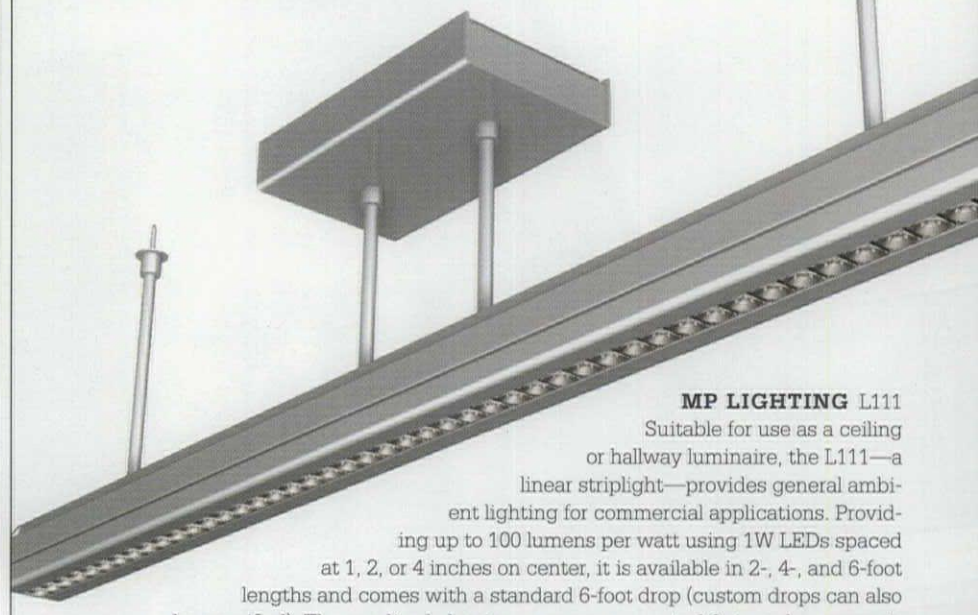
Energy Efficient  
CFL | CMH  
T5 | LED

See Delray At  
**AIA Miami**  
Booth No. 2531



Circle 68 or  
<http://archlighting.hotims.com/productinfo>  
[delraylighting.com](http://delraylighting.com)


## products | direct/indirect



**MP LIGHTING L111**  
Suitable for use as a ceiling or hallway luminaire, the L111—a linear striplight—provides general ambient lighting for commercial applications. Providing up to 100 lumens per watt using 1W LEDs spaced at 1, 2, or 4 inches on center, it is available in 2-, 4-, and 6-foot lengths and comes with a standard 6-foot drop (custom drops can also be specified). The anodized aluminum, canopy-mounted fixture also comes in five color temperatures with beam spreads of 12, 30, or 60 degrees, and is powered by a surface-mounted driver with optional dimming controller. [mplighting.com](http://mplighting.com) CIRCLE 352



**ALUMENS 8-PQ Series**  
The 8-PQ Series is a line of quarter-round pendant luminaires ideal for use in schools, offices, and hospitals. Offering a wide, even light distribution, they take one or two T5 or T5HO linear fluorescent lamps (28W or 54W), which are shielded by a choice of high-impact-resistant, curved acrylic, no-glare lenses—solid or with 20-percent surface perforations—and optional cutoff inset blade baffles. Each has an overall height of approximately 5¼ inches, measures 7½ inches wide, and is 48 inches long. Dimming and emergency ballasts are available, as are aisle and 360-degree occupancy sensors. [alumen-8.com](http://alumen-8.com) CIRCLE 353



**FOCAL POINT Verve IV**  
A new member of the Verve family, Verve IV combines a classic curved shape with high-performance optics and new shielding options. Ideal for a variety of environments, including classrooms and commercial interiors, it can be specified with a radial baffle, a flat baffle, or a parabolic louver to deliver 40 percent downlight as standard. With the addition of optional reflectors, that downlight can be increased to 100 percent. The flexible luminaire comes in 4-, 8-, and 12-foot lengths that can be joined in continuous rows, can accommodate up to three T5 or T8 lamps, and is available with a selection of frosted and patterned lens options. [focalpointlights.com](http://focalpointlights.com) CIRCLE 354

**AcuityBrands.**

*The Experience of Lighting.™*



LIGHTING

CONTROLS



Hydrel | Gary Steffy Lighting Design Inc. | Maconochie Photography

FORM INNOVATION ENERGY SOLUTIONS

Circle no. 32 or <http://archlighting.com/productinfo>

VISIT US AT LIGHTFAIR | BOOTH 527 & 535

ACUITYBRANDS.COM

Enter.

Leave your cares at the door.

Experience a sanctuary of mind and body

where even light is at your beck and call.

You so deserve this.

## THE LANGUAGE OF LIGHT



### NEW DOWNLIGHT 2.9 & 4.75 LED

High impact. Sustainable. Long-lasting.

Introducing a new range of 2.9" and 4.75" precision optic LED Downlights that provide high lumen output with the perfect combination of aesthetics and performance with excellent visual comfort.



Introducing the industry's best LED lighting fixture warranty. Amerlux is proud to back our LED products with a five-year limited warranty. This warranty represents our promise to you that our LED products will be free from defect in material and workmanship for a period of five years from date of manufacture.

**amerlux**  
GLOBAL LIGHTING SOLUTIONS

**Say it with light. Sell it with Amerlux.** Our high-performance, energy-efficient lighting solutions speak volumes. Our expert sales force is fluent where your specifications, timing and budget are concerned. For this and other LED solutions, call **973.882.5010** or visit **www.LEDforRetail.com**.

Circle 99 or <http://archlighting.hotims.com/productinfo>

## products

### MARK ARCHITECTURAL LIGHTING Nol Series

Featuring a patent-pending install-from-below design option, a depth of only 1¾ inches (for the two-lamp version), and a quick-release ballast/lamp compartment, the Nol Series offers accessibility and efficiency. Available in 12- and 24-inch lengths using one, two, or three T5 or T5HO lamps, it provides balanced luminance and achieves energy-efficiency ratings as high as 88 percent. It also features a center reveal, decorative accents, and multiple lensing options available in square and round profiles. [marklighting.com](http://marklighting.com) CIRCLE 355



### ÉNERGIE LIGHTING Liventy

Inspired by the form of a seagull in flight, Liventy's textured diffuser provides a harmonious counterpoint to the linear geometry of traditional ceilings and emits soft, even illumination. In fact, it is remarkably efficient—rated at up to 85 percent—and can be recessed into grid or hard ceilings, surface mounted, or pendant mounted on aircraft cable. The fixture measures 2 feet square and less than 4 inches deep; comes with three or four 14W T5 or 24W T5HO lamps, or two 55W Biax lamps; and is available with a dimming ballast and emergency battery packs. [energielighting.com](http://energielighting.com) CIRCLE 356



### LITECONTROL Vivid

An addition to the Latitude family, Vivid is a Cradle to Cradle Silver-certified, semi-indirect, cable-mounted luminaire with an extruded aluminum housing. Featuring VC2—a microprism acrylic lens coupled with semi-specular reflective material for uniform brightness while concealing individual LEDs—Vivid measures 8¾ inches wide, 1 inch tall, and 4- or 8-foot lengths. It takes T5 and T5HO lamps and is compatible with the company's fixture-integrated daylight harvesting as well as their ceiling sensor control solution. (This combines Litecontrol fixtures with Lutron EcoSystem controls and dimming ballasts.) Vivid offers a side-glow feature that can incorporate theatrical color gels in blue, green, magenta, orange, and red. Custom colors are available too. [litecontrol.com](http://litecontrol.com) CIRCLE 357

### ZUMTOBEL Slotlight Pro

Offering expanded options in its "ribbons of light" product family, Zumtobel introduces Slotlight Pro lit corners in 2½-, 4-, and 6-inch widths. Ideal for long continuous runs or custom patterns, the luminaires come in a variety of mounting options, including ceiling recessed, perimeter mounting, and wall recessed, each available in flanged and flangeless designs. They are available for T5 or T5HO lamping, offer a range of optic/shielding options, and provide seamless illumination with no socket shadows or hot spots. [zumtobel.us](http://zumtobel.us) CIRCLE 358

[www.archlighting.com](http://www.archlighting.com)



# Simplicity

lighting that works



 **American  
Fluorescent**  
design, efficiency, technology


For up-to-date lighting options, go to [al.americanfluorescent.com](http://al.americanfluorescent.com)

Circle no. 245 or <http://archlighting.com/productinfo>




**ALUMEN8 8-CS Series**

The 8-CS Series, otherwise known as the "Incarcer8" series, provides durable contractor-installed ambient lighting solutions for correctional facilities, jails, and prisons that utilize two high-performance T8 or T5 linear fluorescent lamps. Tough and resistant to damage, the surface-mounted fixtures have an ultrarigid V-shaped design constructed from heavy-duty 16-gauge cold-rolled steel or stainless steel and come with a choice of high-impact-resistant clear polycarbonate or clear tempered glass lenses. In addition to high-voltage ballasts and emergency battery-pack backup power, dimming ballasts and occupancy sensors are also offered. [alumen-8.com](http://alumen-8.com) CIRCLE 359



**COOPER LIGHTING METALUX HBI Series**

A solution for high-mounting-height industrial or retail applications, the HBI Series has been optimized to provide maximum performance from T8 and T5 lamps, while an optional upright component can be specified for excellent ceiling uniformity. In addition to a high lumen package, high color rendering, and 95 percent lumen maintenance, the series delivers long lamp life, economical dimming, and uniform brightness control. It is available with four, five, or six T5HO or T8 lamps. [metalux-lighting.com](http://metalux-lighting.com) CIRCLE 360




**MORLITE 8700 Series**

With its one-piece die-formed, 16-gauge cold-rolled steel housings and UV-stabilized, injection-molded polycarbonate wraparound clear prismatic lenses, the 8700 Series is well suited for a range of commercial, institutional, and industrial locations. The fixtures—offered in ceiling-, wall-, and pendant-mounted models—can mount individually to numerous types of ceilings and walls such as concrete, metal, plaster, and drywall, and take one, two, three, or four 17W or 32W T8 linear fluorescents, or 14W or 54W T5HO lamps. Offered in 2- and 4-foot lengths in 5-, 9-, or 13-inch widths, they come in a range of standard or custom colors. [morlitesystems.com](http://morlitesystems.com) CIRCLE 362

**MORLITE VLP Series**

Also ideal for industrial locations, the VLP Series of low-profile linear fluorescent and sconce fixtures offers four vandal- and abuse-resistant surface-mounted models. Made from marine-grade aluminum, the ADA-compliant luminaires have a surface-hugging, smooth curved-edge design that is aesthetically appealing and durable enough to deflect accidental damage or vandalism. Able to be wall, column, or even ceiling mounted—individually or in continuous rows—the IP55-rated fixtures come in 7- or 11-inch widths, have a sturdy polycarbonate lens, and are offered in a range of standard or custom colors. Linear models are available in lengths of 2-, 4-, and 8-feet while sconces measure 12 or 18 inches. [morlitesystems.com](http://morlitesystems.com) CIRCLE 363




**HOLOPHANE Petrolux III**

A reliable, flexible solution for lighting in harsh environments, including classified hazardous locations, Petrolux III indoor/outdoor luminaires are well suited for wastewater treatment, power generation, and petrochemical production plants. Able to accommodate a wide range of light sources—metal halide, high-pressure sodium, compact fluorescent, and induction lamps—and wattages, from 50W to 400W—the fixtures also provide several optical and mechanical feature options including universal mount and the external capacitor module, which extends the life of the ballast system by up to four times over a standard HID fixture. [www.holophane.com](http://www.holophane.com) CIRCLE 361

**MORLITE Defiant II**

A family of high-performance, vandal- and abuse-resistant indoor/outdoor wall- or ceiling-mounted luminaires, the Defiant II features a surface profile of less than 4 inches that provides a crisp, contemporary appearance. A selection of light-shaping decorative front lens accessories can be specified, such as open bezel, eyelid, cross, or slotted eyelid. Illumination is provided by a choice of triple- or quad-tube compact fluorescent, metal halide, or high-pressure sodium lamps. The ADA-compliant fixtures are offered in black, white, or bronze finishes with clear or white opal lenses. Custom colors can also be specified. [morlitesystems.com](http://morlitesystems.com) CIRCLE 364



# Proven Performance



Get outstanding performance, longevity and efficiency from the leaders who incepted an advanced LED luminaire design. Continuous innovation is our path to extraordinary product versatility that delivers an infinite number of energy-saving lighting solutions. It's why BetaLED is recognized throughout the world for proven performance.


*Don't miss us at LIGHTFAIR® May 12 – 14*

## BetaLED® TECH BREAK

Timely • Valuable • Insightful  
Visit booth #1031 to take a break

In addition to an outstanding product display, learn from industry leaders about:

- LED vs. Induction
- Five Tips to a Fair Comparison
- Have you considered solar?
- Great Expectations / Great Applications



A Division of RUUD LIGHTING



Circle no. 69 or <http://archlighting.com/productinfo>

©2010 BetaLED® | [www.betaLED.com](http://www.betaLED.com) | (800) 236-6800




**OSRAM SYLVANIA MCP200W**

An addition to the Metalarc Powerball family of ceramic metal halide lamps, the MCP200W represents a significant improvement in arc tube design over the cylindrical arc tubes that are typically used. Thanks to its spherical shape, uniform wall thickness, and construction method, its thermal characteristics have been optimized, resulting in longer life (it is rated for 20,000 hours), consistent color, and improved color rendering (it has a CRI greater than 95). [www.sylvania.com](http://www.sylvania.com) CIRCLE 365



**LUTRON MeadowLark and Maestro Eco-Minder Dimmers**

This new line of dimmers features an LED display that provides the user with instant data feedback when he or she is achieving a minimum of a 15 percent energy savings. The dimmers are available in two models: Maestro (right) and MeadowLark. The Maestro features LED lights that change from red to green when 15 percent energy savings is achieved, and a customizable, delayed, fade-to-off function. The MeadowLark has an LED light that changes from red to green when 15 percent energy savings is achieved and continues to brighten to reflect additional energy savings. It also has a slide dimmer with a designer-style opening for smooth dimming operation and a rocker switch that allows users to turn lights on to a set level. The dimmers are available in four colors: white, almond, light almond, and ivory. [lutron.com](http://lutron.com) CIRCLE 366



**IEPC Virtual Control Panel**

The Virtual Control Panel is a simple yet powerful lighting tool that controls all electronic dimming ballasts, works with existing controls or sensors, and provides real-time energy validation. A straightforward two-wire solution, it is equipped with built-in features including scheduling (dynamic), daylight harvesting, lumen maintenance, instant demand response, bulb/ballast fault detection, and on-site and remote control of fixtures, zones, floors, or buildings. Eliminating the need for electrical subpanels, dimming panels, and additional conduit or wiring, it works with T8, T5, compact fluorescent, LED, and HID light sources. [iepc.com](http://iepc.com) CIRCLE 367




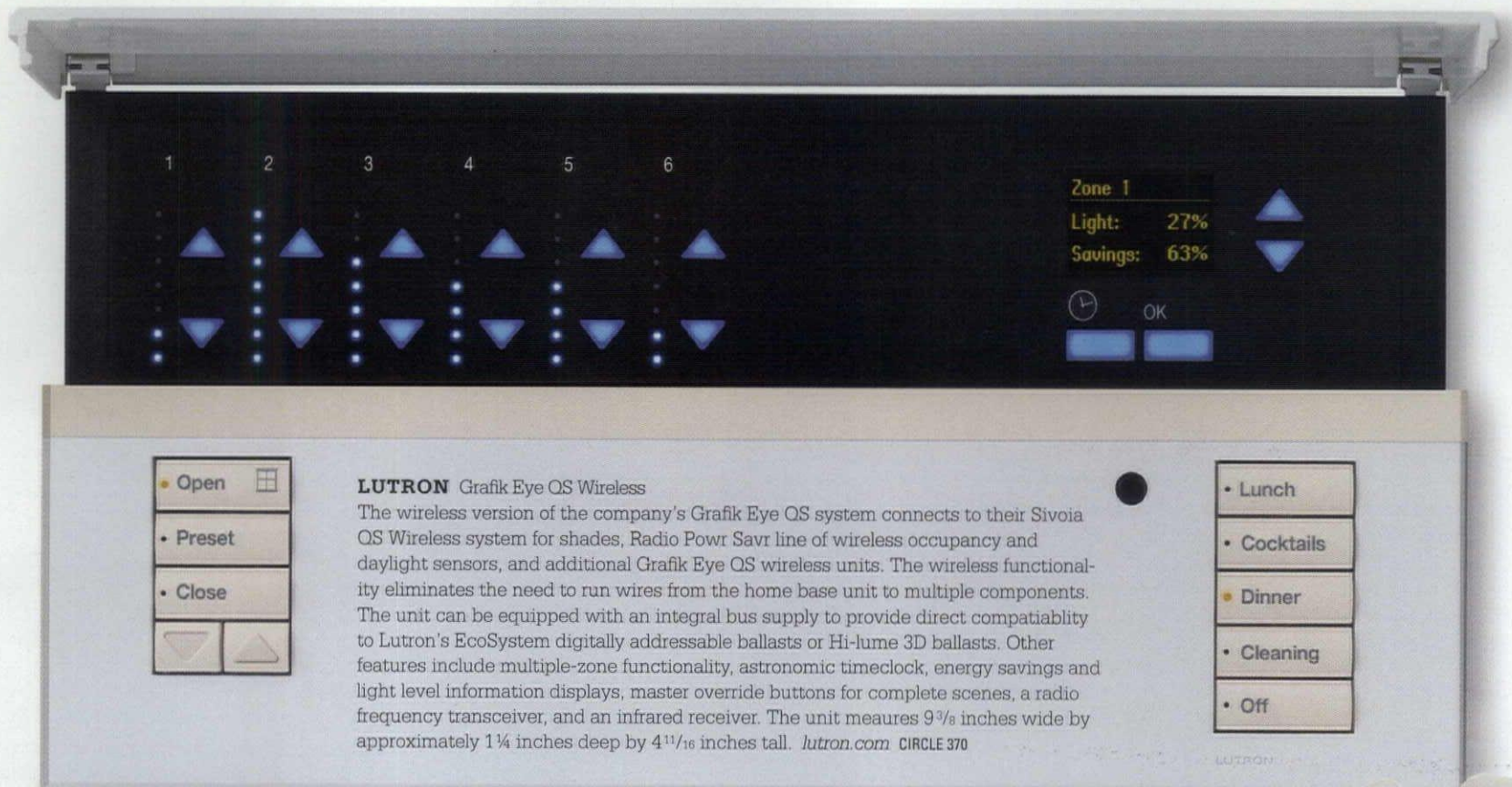
**PHILIPS ADVANCE Optanium T8 347V Instant Start Ballast**

Expanding the offerings in its Optanium family of ballasts, Philips introduces a 347V option for one- to four-lamp fixtures that use standard and energy-saving T8 lamps in commercial, institutional, government, and educational environments. Available in either normal or low-ballast-factor versions, the 347V features an instant start, independent lamp operation, and striation reduction. The ballast can cold start at minus 20 F for outdoor applications, and the two- to four-lamp models meet the Consortium For Energy Efficiency's Hydro Québec, and BC Hydro's energy-efficiency requirements. [philips.com](http://philips.com) CIRCLE 369

**ENCELIUM IP Phone Interface**

The IP Phone Interface (IPI) allows personal lighting control features to be accessed via the touchscreen display on a Cisco IP phone, allowing individuals to control light levels in their workspaces. It also allows users to save preset lighting scenes and then recall those presets, which can be easily renamed, reorganized, and deleted using the IPI. An Ethernet network connection between the Encelium network and the Cisco network is required via an Encelium ECU (recommended) or an Encelium SSU. [encelium.com](http://encelium.com) CIRCLE 368






**LUTRON** Grafik Eye QS Wireless

The wireless version of the company's Grafik Eye QS system connects to their Sivoia QS Wireless system for shades, Radio Powr Savr line of wireless occupancy and daylight sensors, and additional Grafik Eye QS wireless units. The wireless functionality eliminates the need to run wires from the home base unit to multiple components. The unit can be equipped with an integral bus supply to provide direct compatibility to Lutron's EcoSystem digitally addressable ballasts or Hi-lume 3D ballasts. Other features include multiple-zone functionality, astronomic timeclock, energy savings and light level information displays, master override buttons for complete scenes, a radio frequency transceiver, and an infrared receiver. The unit measures 9<sup>3</sup>/<sub>8</sub> inches wide by approximately 1<sup>1</sup>/<sub>4</sub> inches deep by 4<sup>11</sup>/<sub>16</sub> inches tall. [lutron.com](http://lutron.com) CIRCLE 370

**BULBRITE** Pin-based CFLs


Expanding its line of compact fluorescent lamps, these triple-tube four-pin lamps include an amalgam technology—a mercury alloy—so the lamps perform better in high-temperature applications. The amalgam technology also provides better mercury vapor control, which reduces lamp startup time. Designed to fit into recessed downlights, ceiling fixtures, and wall sconces in residential, hospitality, industrial, retail, and commercial architectural lighting applications, the lamps can be used with dimmable electronic ballasts. The minimum starting temperature is 14 F. The lamp is available in five wattages: 18W, 26W, 32W, 42W, and 57W. All are a T4 lamp type with a CRI of 82, and each is available in three different color temperatures: warm 3000K, neutral 3500K, and cool 4100K. According to the manufacturer, the lamps are rated for a 10,000-hour life. [bulbrite.com](http://bulbrite.com) CIRCLE 371



**THOMAS RESEARCH PRODUCTS** ATX Stepdown Autotransformers

ATX Stepdown Auto Transformers instantly provide seamless, lower voltage when input voltages are higher than needed for specific indoor or outdoor lighting applications. Facilitating the use of LED drivers, ballasts, or other controls at a more common 277V level—and specifically designed to enhance the safety, performance, and energy savings of fixtures employing LED, linear fluorescent, and HID light sources—the transformers come in three compact models capable of stepping down 480 or 347 line volts to 277 volts. [thomasresearchproducts.com](http://thomasresearchproducts.com) CIRCLE 372

# products | lamps/ballasts/controls




## WATTSTOPPER Multi-Way Wall Switches

These new Multi-Way Wall Switch occupancy sensors are geared for meeting code in commercial spaces with more than one entrance or switch location. The sensors offer full-function multiway control using traditional three- and four-way wiring. The sensors provide the first-of-its-kind dual-relay multiswitch in passive infrared (PIR) and WattStopper's patented dual technology models. As in all of the company's sensor lines, the switch is available with an LED nightlight component in three color options. Up to four sensors can be wired together to provide full control for a space and each sensor covers an area of 180 degrees. The sensors operate on 120V, 230V, and 277V. [wattstopper.com](http://wattstopper.com) CIRCLE 373

## OSRAM SYLVANIA Dulux EL Twist-n-Dim

Providing excellent performance, color quality, and energy efficiency at affordable prices for residential and hospitality applications, the Dulux EL Twist-n-Dim is a medium-base compact fluorescent lamp with an integrated dimmer. Located at the base of the lamp, the dimmer smoothly varies the light from 100 percent to 20 percent of rated light output. The 23W lamp (which is equivalent to a 100W incandescent) has a color temperature of 2700K and a rated life of 8,000 hours. [sylvania.com](http://sylvania.com) CIRCLE 374




## THOMAS RESEARCH PRODUCTS Energy Saving Toggle Switch

A bi-level or tri-level universal-voltage lighting control, the Energy Saving Toggle Switch (ESTS) raises or lowers light levels in any fluorescent fixture employing two separate ballasts and up to eight lamps, all from a single wall-mounted switch. Well suited for use in office buildings, schools, and manufacturing plants, ESTS lends itself for use with electric utility demand-management energy-conservation programs. Compact and impact-resistant, it is energy efficient, energy-saving, economical to purchase, and has a long operating life with no routine maintenance required. [thomasresearchproducts.com](http://thomasresearchproducts.com) CIRCLE 376



## CRESTRON ELECTRONICS TPS-6XNL Touchpanel

Applicable for hospitality and residential applications, the TPS-6XNL touchpanel, because it has no latching hardware, offers easy docking/undocking access and portability. When docked, the touchpanel makes a fully functional wired Cresnet or Ethernet connection with full motion video display capabilities. Lift the panel off the dock and it automatically switches to a wireless radio frequency (RF) device. The TPS-6XNL is capable of long-range, high-speed, two-way RF communication up to 200 feet and one-way infrared (IR) communication. The panel operates within IEEE 802.15.4 protocols so there are no Wi-Fi challenges. Illuminated pushbuttons provide easy navigation and an Isis graphic engine enables dynamic text and graphics. [crestron.com](http://crestron.com) CIRCLE 375



## LUTRON EcoSystem T4 Compact Fluorescent Lamp Ballast

Lutron's EcoSystem technology has been expanded to this new line of digital dimming ballasts for T4 compact fluorescent lamps. The digitally addressable ballasts offer "plug-and-play" adaptability. One model can control either 26W T4 four-pin quad- or triple-tube lamps, or 32W or 42W T4 four-pin triple-tube lamps. The ballasts dim lamps from 100 percent to 5 percent, and achieve efficiency with less than 1W standby power. The ballast is also scalable, meaning it can work for a single room or an entire building and is compatible with Lutron's Grafik Eye OS control system. [lutron.com](http://lutron.com) CIRCLE 377

## LEVITON LevNet RF

Expanding its commercial energy-management offerings, Leviton introduces the LevNet RF wireless, self-powered line. With no wires to run, the family of devices reduces labor and material costs, and is quick and easy to install. And thanks to self powering, the units are maintenance-free with no external power or batteries required. Able to meet a wide range of application requirements in addition to occupancy detection, the devices can be used for single-pole on/off switching, multiloaction switching, HVAC control, motor control, and more. The family of products includes: wireless sensors and companion wall switch and remote receivers; remote switches for lighting and temperature control; and three- and five-way line-voltage relay receivers. [leviton.com](http://leviton.com) CIRCLE 378





**OSRAM SYLVANIA** Powerball Ceramic Metalarc 15W TF System

An alternative to conventional retail spotlights, the Powerball Ceramic Metalarc 15W TF System—with 10 exclusive fixture offerings from Amerlux—consumes only 15W and has an average life of 12,000 hours. The system delivers 1,200 lumens at a color temperature of 3000K with a CRI of 82, which is ideal for color-critical applications like clothing stores and produce aisles in grocery stores. It is coupled with a Quicktronic eHID Metal Halide Super Mini Electronic Ballast, which enhances performance, enables more flexible designs, and is equipped with end-of-lamp-life detection. [www.sylvania.com](http://www.sylvania.com) CIRCLE 379

**LEHIGH ELECTRIC PRODUCTS**

College Impress

With sophisticated styling and backlit button legends, College Impress architectural touch controls offer a state-of-the-art touch-sensing interface for customized lighting. Ideal for a wide range of applications from conference rooms to home theaters, the line includes CTM master stations and CTE remote stations, each compatible with DX2 and Sunburst dimming systems. CTM master stations feature an LCD display, menu buttons, and sliders to provide an easy-to-use interface, while CTE remote stations are available in various configurations including preset recall with LCD, master raise/lower control, and room partition control. Each station has remote control capability and comes in black, tan, or white. [lehighdim.com](http://lehighdim.com) CIRCLE 380



**GE LIGHTING** ConstantColor HIR MR16

This new line of lamps, well-suited for heat-sensitive applications, offers a replacement option for standard MR16 lamps, a 43 percent improvement in energy efficiency, and a higher quality of light thanks to an improved center beam candle power and color temperature maintenance. The lamp features GE's proprietary ConstantColor coating, which prevents coating degradation, minimizes light loss, and achieves a lumen maintenance of 90. An IR-coated capsule and glass cover nearly eliminate UV-B and UV-C radiation to help reduce fading and discoloration of objects. [gelifting.com](http://gelifting.com) CIRCLE 381



[www.archlighting.com](http://www.archlighting.com)

# WHAT'S NEXT? IMAGINE THE POSSIBILITIES



BIM Image created with Autodesk Revit®

UNITY™ by VISA LIGHTING

TRANSFORMING THE PATIENT EXPERIENCE

COMING MAY 2010


**VISA LIGHTING**  
An Oldenburg Group Company



414.354.6600  
[www.VisaLighting.com](http://www.VisaLighting.com)

Circle no. 38 or <http://archlighting.com/productinfo>


# SMART SUSTAINABLE LIGHTING



**TRE'O®**  
Exterior Architectural LED Lighting




**SmartPanel**  
LED Illuminated Graphic Panels




**SmartWall**  
LED Illuminated Wall Systems



**TRE'O®**  
Interior Architectural LED Lighting



**STRUCTURE®**  
Architectural Lighting System



**ILLUSIONS®**  
Interior/Exterior Linear Luminous Lighting




**COMPACT-5®**  
Diminutive Indirect & Wallwash Fluorescent



**VAS®**  
Elegant Indirect Lighting




**MASQUE®**  
High Performance Facade Lighting



**ARIDA FLUORESCENT®**  
Architectural Linear Fluorescent Lighting



**EURO**  
Vertical Luminous Columns



**EX-5®**  
Diminutive Linear Fluorescent Lighting

Our mission is to develop innovative new products to assist our customers in meeting their lighting challenges. By creating functional, aesthetic and energy conscious products, we strive to enhance the appearance and performance of a working environment.

Circle no. 79 or <http://archlighting.com/productinfo>



INSIGHT



Preparing the **Future**

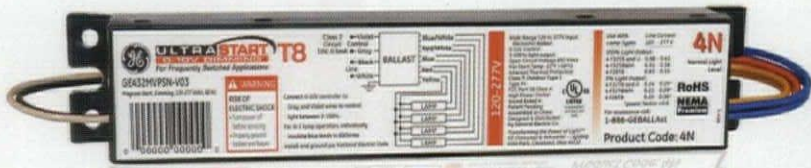
Visit [www.insightlighting.com](http://www.insightlighting.com) | Call 505-345-0888





**THE LIGHTING QUOTIENT** Tambient Control Hub

The Tambient Control Hub (TCH) is a low-voltage, programmable, multiple-fixture dimming control that takes input from external sensors that respond to daylight and/or motion and simultaneously controls the dimming ballast of fixtures connected to the control device. Groupings of up to five fixtures can be connected to the control hub via small RJ-11 data cords and the sensors can communicate with the control hub wirelessly. Designed to mount under work surfaces in open-plan workstations, the hubs can be networked together wirelessly to form larger zones that can control up to 50 cable-connected luminaires. [thelightingquotient.com](http://thelightingquotient.com) CIRCLE 382



**GE LIGHTING** UltraStart T8 Zero-to-10V Dimming Electronic Ballasts

These new ballasts start where GE's existing UltraStart T8 and T5 ballasts left off. Added into the mix is the capability of full-range dimming of 100 percent to 3 percent in T8 linear fluorescent lamps. This makes these ballasts well-suited for scene control, daylight harvesting, occupancy sensing, light tuning, load shedding, and demand-response energy-saving strategies in commercial, retail, and institutional settings. The ballasts are offered in multivolt 120V to 277V two-, three-, and four-lamp H high ballast factor (BF) (1.18 to 0.03BF) for high-bay, or high-light, high-temperature applications and multivolt 120V to 270V one-, two-, three-, and four-lamp N normal ballast factor (0.88 to 0.03 BF) for commercial low-bay applications. The parallel lamp operation keeps lamps functioning even if one lamp should fail. The ballasts also meet all the new National Electrical Manufacturers Association's LL-9 standard for dimming F32T8 lamps, which allows for open dimming specifications among lamp and ballast manufacturers. [gelighting.com](http://gelighting.com) CIRCLE 383


**PHILIPS ADVANCE** 250W PS XEE Magnetic Pulse Start Metal Halide Ballast

The new 250W PS XEE Magnetic Pulse Start Metal Halide Ballast achieves 90 percent ballast efficiency (compared to Philips' existing 200W ballast option with 88 percent ballast efficiency) and is fully compliant with the latest version of California Title 20 to meet energy efficiency standards for metal halide fixtures sold in California on or after Jan. 1, 2010. The quad-tap core, cool-to-the-touch coil ballast is compatible with most existing 250W metal halide luminaires.

[philips.com](http://philips.com)  
CIRCLE 384



# WHAT'S NEXT? IMAGINE THE POSSIBILITIES



## AIR FOIL™

Client: Portland Community College  
Architect: GBD Architects, Portland, OR, Kyle Anderson, AIA, Keith Skille, AIA and Steve Rupert AIA  
Engineer: Interface Engineering, Inc., Richard Benney, Project Engineer LEED Consultant  
Lighting Designer: Benya Lighting Design, Jim Benya PE FIES FIALD LC  
Project Manager: Gerding Edlen Development, Portland, OR  
Agent: Harry L. Stearns, Inc., Jennifer Durham

**VISA LIGHTING**  
An Oldenburg Group Company



414.354.6600  
[www.VisaLighting.com](http://www.VisaLighting.com)

Circle no. 235 or <http://archlighting.com/productinfo>

# products | LEDs and drivers

## LED WAVES

### Challenger 2.0 Tube

An LED replacement lamp for a T8 fluorescent tube, the Challenger 2.0 Tube contains 360 LEDs, which, according to the company, make it 15 percent brighter than conventional T8 lamps while using less than half the electricity, and last seven to eight times longer. Available in neutral white (4500K) and cool white (6500K) color temperatures with a CRI of 80, it delivers 1,500 lumens at a beam angle of 120 degrees, has a lifespan of 80,000 hours, consumes just 18W, and measures 4 feet long. [ledwaves.com](http://ledwaves.com) CIRCLE 385

## LED CONCEPTS

### Supra-Light

Developed for the healthcare industry, Supra-Light designer illuminators contain state-of-the-art LED light engines driven by EMI-free remote power supplies. Made from aluminum extrusions, they are thin and lightweight, easy to install in any ceiling configuration, and offer 10 different light-panel designs for a wide range of appearances. Additionally, Supra-Light provides bright, even illumination; is ferrite-free and sealed to eliminate cavities where airborne bacteria or viruses could be trapped; can be T-bar, pendant, cable, or surface mounted; runs on a low-voltage system; and has optional dimming control. [ledconcepts.com](http://ledconcepts.com) CIRCLE 387



**B-K LIGHTING** The Power of e Engineered to anticipate future need when it comes to LED fixtures, "The Power of e" (which utilizes the company's proprietary BKSSL technology) provides modular and scalable components to simplify field maintenance and interchangeable optic control. Each RoHS-compliant luminaire is available from 3W to 8W with six temperature options (amber, red, blue, green, 3000K warm white, and 4000K cool white), various body sizes, and a wide selection of beam angles with easy reference color codes to identify angles without opening the fixture. Allowing this ease of use is the "e" style board, a forward-throw LED modular chip and driver with a mounted optic that easily disconnects from the input voltage. [bklighting.com](http://bklighting.com) or [bkssl.com](http://bkssl.com) CIRCLE 386




## ELDOLED

### PowerPIX 530

A string of high-power RGBW LEDs for general lighting as well as dynamic color applications, the PowerPIX 530 is DMX-compatible and can be integrated into a network or used in a stand-alone setup. Made up of a cable, an aluminum housing, and a clear, 170-degree-beam-angle lens, the fixture's LEDs are individually controllable over DMX and have a customizable pitch. While users can manipulate the cable to adjust the spacing between the LEDs, custom distances can be ordered, as can custom cable lengths and lens types. [eldoled.com](http://eldoled.com) CIRCLE 388





**JESCO LED LIGHTING SOLUTIONS DL Flex-Up High-Output LED Series**  
 Constructed from durable, high-temperature, non-yellowing extruded circuit board mounting channels, the DL Flex-Up High-Output LED Series flexible linear LED lighting strips are suitable for anywhere static or color-changing architectural or accent lighting is desired. In addition to being compact and lightweight, the strips generate little heat, will operate for 70,000 hours, and are field-cutable. LEDs are placed every  $\frac{5}{8}$  inches, with 18 LEDs per 11  $\frac{3}{4}$ -inch section, or 540 per 30-foot roll. [jescoled.com](http://jescoled.com) CIRCLE 389



**ELDOLED**

ECOdrive, POWERdrive, and LINEARdrive  
 This series of integrated and enclosed constant-current and constant-voltage LED drivers/controllers from eldoLED includes ECOdrive, a constant-current DMX/0-10V model with a single LED current source and four independently controlled channels; POWERdrive, a multiple LED current source solution for DMX, DALI, and zero-to-10V networks; and LINEARdrive, which is ideal for constant-voltage applications. All of these feature an intuitive user interface and a wide input voltage range for networked or standalone indoor LED lighting applications. Each has a three-button interface with display, an easy-to-navigate menu, and is DMX- and LedSync-compatible, allowing 15-bit dimming and color control, as well as bidirectional communication for driver configuration and temperature readout. [eldoled.com](http://eldoled.com) CIRCLE 391



**OSRAM OPTO SEMICONDUCTORS Oslon SSL**

Suitable for spotlights, desk lights, and ceiling floodlights, the Oslon SSL LED measures only 3 millimeters square and consumes just 1W, but achieves impressive brightness and a high luminous efficiency of 100 lumens per watt. Equipped with a beam angle of 80 degrees—ideal for injecting light into external lenses—it also has a low thermal resistance, can be combined to form a cluster, and comes in ultra-white (5700K to 6500K) as well as neutral-white and warm-white color temperatures (ranging from 2700K to 4500K). [osram-os.com](http://osram-os.com) CIRCLE 390



**BETALED 304 Series**

The first of the company's fixtures to achieve a performance of more than 100 lumens per watt, the 304 Series LED luminaires are ideal for recessed canopy and soffit applications. Measuring 14 inches square with a slim, low-profile design, each mounts directly to the canopy deck and is secured with a die-cast aluminum trim frame, contains a high-performance heat sink, and is constructed from die-cast and extruded aluminum components. The fixtures have a minimum CRI of 70, offer four distribution choices, and come in finishes including white, bronze, black, silver, and platinum bronze. [betaled.com](http://betaled.com) CIRCLE 392




**COOPER LIGHTING IO**

Line Series .75  
 Line Series .75 is a low-voltage linear accent luminaire that has been updated to include field-adjustable end caps. Measuring approximately  $\frac{3}{4}$  inches by  $\frac{3}{4}$  inches, and available in incremental lengths that range from 6 inches to 96 inches, it comes in three lumen outputs for white light. (Red, green, blue, and amber also are available in high output.) The series has optional beam spreads of 10, 45, and 65 degrees, and, with its low-profile housing, it enables functional luminous intensities from tight architectural details such as niches, coves, and casework. [iolighting.com](http://iolighting.com) CIRCLE 393

**ECOSENSE LIGHTING EcoSpec Linear INT**


This linear white-light fixture for interior use has dimming capabilities from 100 percent to 1 percent making it suitable for architectural, retail, exhibit, and display applications. The aluminum housing, with a clear polycarbonate diffuser, measures 1.3-inches-wide by 1.2-inches-high and is available in two lengths: 12- or 48-inches-long. The luminaire body can be rotated to a 120-degree beam angle. Five LEDs make up the linear array and can be specified in either warm-white (2700K) or neutral-white (4000K) color temperatures, both with a CRI of 80. According to the manufacturer, the LEDs have a rated life of 50,000 hours. Additionally, the warm-white LEDs achieve a lumen output of 250 lumens per foot and an efficacy of 50 lumens per watt. The neutral-white LEDs have a lumen output of 290 lumens per foot and an efficacy of 58 lumens per watt. [ecosenselighting.com](http://ecosenselighting.com) CIRCLE 394





## XICATO Artist Series

The Xicato Spot Module line has been extended by the addition of the Artist Series, a genuine halogen equivalent suited for retail, gallery, and museum applications. Each module consists of an LED array within a mixing chamber, located below a separated phosphor plate, which increases light quality in terms of both uniformity and color consistency. Delivering 700 lumens (when run at 700mA), they are offered in color temperatures of 2700K, 3000K, and 4000K, and have a CRI of over 95. [xicato.com](http://xicato.com) CIRCLE 396




## LEDTRONICS

**DEC-A19-5X1W DécorLED Series**  
The latest addition to the company's series of high-brightness LED replacements for A19-style lamps, DEC-A19-5X1W DécorLED Series offers softly diffused, precision domed lensing that directs light at a 95-degree beam. Available in warm white (3000K) and pure white (6000K), the lamp runs on a flexible voltage range of 85V to 265V and replaces 40W to 50W incandescent lamps while consuming less than 7W of power. Containing five 1W LEDs in its polycarbonate lens, the lamp delivers 340 lumens at a CRI of 85. [ledtronics.com](http://ledtronics.com) CIRCLE 398

## TRAXON TECHNOLOGIES

### Dot XL RGB

Ideal for architectural applications requiring full-color lighting effects and video animations, Dot XL RGB is equipped with six or nine high-performance LEDs per casing, mounted on a flexible cable. Scalable with a customizable pixel pitch option, the multifunctional outdoor fixture is equipped with "dots" that are individually controllable by DMX or DVI input signals, enabling the playing of video content or live streaming video input. Containing up to 32 dots (with nine LEDs) or 40 dots (with six LEDs) per cable, it features easy interconnection and daisy chaining and has a 120-degree beam angle. [traxontechnologies.com](http://traxontechnologies.com) CIRCLE 395



## OSRAM SYLVANIA DLM1100

An LED module that can be easily integrated into a fixture, the DLM1100 offers directional lighting and is optimized to replace the traditional light sources currently used in residential and commercial luminaires. Providing 1,100 lumens at color temperatures of 2700K and 3500K, the module—which performs best in 6-inch aperture fixtures—features an optical design that mimics traditional light sources, has a CRI greater than 80, and can be dimmed. [www.sylvania.com](http://www.sylvania.com) CIRCLE 397

## PHILIPS COLOR KINETICS eW Cove MX Powercore

An LED replacement for high-output fluorescent cove-lights, eW Cove MX Powercore meets or exceeds the performance of T5HO or two-lamp T8 fluorescent light strips, delivering more than 600 lumens per foot. It is available in four color temperatures (ranging from a warm 2700K to a cool 4000K) in four solid colors (blue, green, amber, and red) with a wide beam angle. (Medium and narrow beam angles will be available mid-2010.) The fixture measures approximately 1½ inches tall, 12 inches wide, and just under 1¾ inches deep. It also features auto-switching technology, which automatically detects and adjusts to a variety of line voltages. [colorkinetics.com](http://colorkinetics.com) CIRCLE 400

## PHILIPS HADCO LumiLock GX1

For use with new or retrofit refractive globe installations, the LumiLock GX1 LED module offers exceptional performance and versatility. Available in 100W and 175W models that use less than 50W and 100W of energy, respectively, the modules offer dimming control, field-adjustable asymmetric and symmetric distribution patterns within one Opt-Adjust system, and 3000K and 4000K color temperatures. They also have a CRI greater than 70, feature a cast-aluminum heat sink design, and will operate for 60,000 hours at 70 percent lumen maintenance. [philips.com](http://philips.com) CIRCLE 399



PERFORMANCE?

QUALITY?

AESTHETICS? COST?

EFFICIENCY?

COMPLIANCE?

HID? LED?

SOLAR? LEED?

THE QUESTIONS

ARE ENDLESS.

LOW PROFILE, ENERGY SAVING, COSMOPOLIS  
AND MASTERCOLOR ELITE LAMP

ARM, YOKE,  
UPLIGHT, DOWNLIGHT

MANY PRODUCT CHOICES  
AND LOOKS WITH SUSTAINABLE  
FEATURES FOR EVERY BUDGET

AREA LED  
LIGHTING  
AVAILABLE  
WITH SOLAR  
OPTION

BUILDING MOUNTED,  
AREA ILLUMINATION,  
LED, DEMAND RESPONSE

LANDSCAPE: SOLAR,  
LED, DEMAND RESPONSE



THE ANSWER IS CLEAR.

sitelighting.com

Circle no. 80 or <http://archlighting.com/productinfo>

PHILIPS

GARDCO



Studio: with photosensitive LED accent light

**AYRE**

ARCHITECTURAL LIGHTING

catalog custom

hospitality retail residential

HD EXPO 4072

info@ayrelight.com

877-722-AYRE


Circle no. 241 or <http://archlighting.com/productinfo>

## products | LEDs and drivers

### FOSTER TRANSFORMER


Dimmable LED Power Supply

Designers wishing to use LED lighting can now do so while retaining the aesthetics of dimmable lighting with the Dimmable LED Power Supply. With its patented short circuit and overload protection, it is easy to install and use, and works with many household dimmer switches. Encapsulated in epoxy and housed in a stainless-steel enclosure, it is virtually impervious to dirt, moisture, and other corrosive elements, making it ideal for use with signage, lighting, and other industrial, commercial, and institutional applications. [foster-transformer.com](http://foster-transformer.com) CIRCLE 261



### BULBRITE Turbo LEDs

A collection of LED lamps equipped with an innovative cooling system using anodized aluminum thermal fins, Turbo LEDs' heat sink technology eliminates the need for large aluminum heat sinks and clunky housings. Rather, the lamps have a lightweight design that, according to the company, weighs up to 40 percent less than traditional LED lamps. The collection includes both 6W MR16 and PAR 20, 30, and 38 lamps at 8W, 13W, and 18W, respectively, which each containing a high-power chip for bright light at temperatures of 3000K or 6000K. All have a life of 25,000 hours and a CRI of 80. [bulbrite.com](http://bulbrite.com) CIRCLE 262



### CREE XP-G

Building on its line of XP lamps, Cree introduces the XP-G in warm- and neutral-white color temperatures, which extends the company's highest level of light output and efficacy across the white color spectrum and is best suited for LED replacement lamps, outdoor, and commercial luminaires. The warm-white color temperature range runs from 2600K to 3700K, and the neutral-white color temperature range goes from 3700K to 5000K. It achieves an efficacy of up to 114 lumens and 109 lumens per watt for the warm-white LEDs, and up to 139 lumens and 132 lumens per watt for the neutral-white LEDs. The diode is 3.45 millimeters square and UL-recognized. [cree.com](http://cree.com) CIRCLE 263

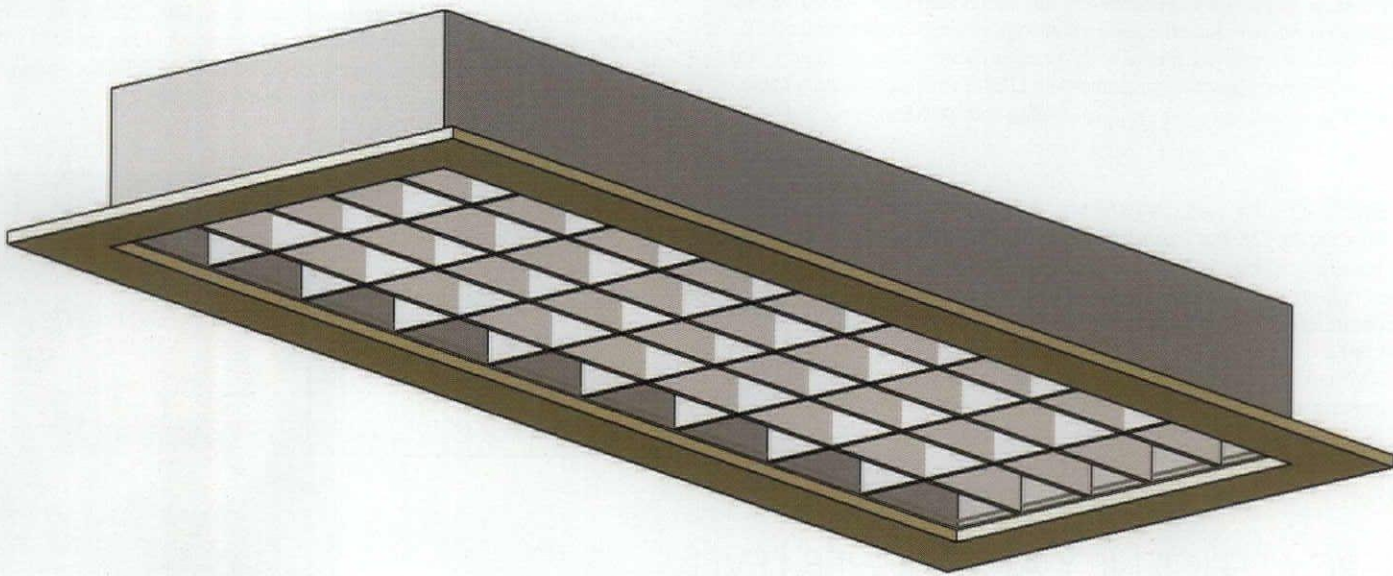
### EDGE LIGHTING Step LED

The Step LED, with a scoop reflector, is best suited for stairs or wall applications. Available in either a halogen or an LED kit, the LED version includes a 2W, 3000K, 80 CRI lamp and a 60W LED transformer that can power up to 25 LEDs. The luminaire housing measures 3.15 inches square by 1.13 inches deep, and is available in either a satin aluminium or white finish. [edgelighting.com](http://edgelighting.com) CIRCLE 264



# ARCAT BIM

## Objects, Systems, Materials



This object, plus hundreds more, have all been developed by ARCAT BIM experts, so you can rely on them as you do for ARCAT specs and SpecWizards. These 3D objects are packed with all the critical product data you need, and are free of charge like all of ARCAT services!

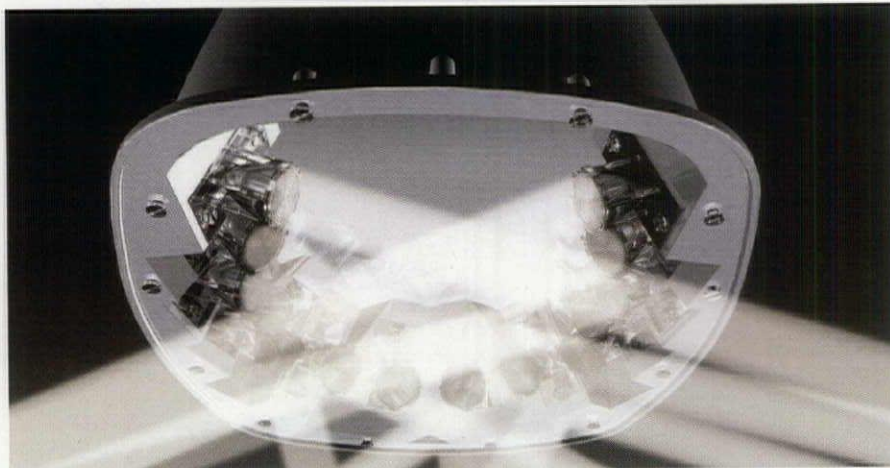
*"We put the info in BIM"*

**BIM**<sup>®</sup>  
INFO

[www.arcat.com](http://www.arcat.com)

Circle no. 90 or <http://archlighting.com/productinfo>

# products | LEDs and drivers





## EVOLUCIA Aimed Optics

Used in an exclusive series of pole- and surface-mounted roadway and area luminaires with individually lensed, custom-aimed LEDs, Aimed Optics technology can deliver four standard light distribution patterns set by the U.S. Department of Energy and the Illuminating Engineering Society. Greater light output is achieved with the Aimed Optics technology, which provides higher DOE target efficiencies, and in turn universally qualifies all of the company's luminaires for Energy Star certification. The luminaires also meet Dark Sky guidelines and LEED certification requirements, since they minimize light trespass and sky-glow. [evolucialighting.com](http://evolucialighting.com) CIRCLE 265


## ELDOLED LM-Dot Pico

Created for LED luminaires that do not need the 150W of power output of the company's LM-Dot Connector, the LM-Dot Pico—a 50W RGBW LED driver/controller—is ideal for powering 350mA to 700mA high-brightness LEDs and is available in three- and four-channel models. Thanks to LedSync out, the controller allows daisy chaining of SSL fixtures and can broadcast running show sequences to all connected LM Series devices. The controller also provides a power output of up to 50W and supports a 15-bit control resolution per output channel for accurate dimming and fine color mixing. [eldoled.com](http://eldoled.com) CIRCLE 266



## OSRAM SYLVANIA True Replacement LED Lamps

Direct replacements for standard incandescent, halogen, and compact fluorescent lamps, the True Replacement LED Lamps are an environmentally preferable alternative to existing light sources. Suitable for both commercial and residential applications, they provide equivalent light output to their respective traditional sources and a high CRI with enhanced renderings of deep red and skin tone colors. In addition to an 8W LED A-Line (to replace 40W incandescent A-line lamps), the collection includes the LED B10 (to replace incandescent candelabra lamps) and the LED PAR38 (to replace 60W halogen PAR38 lamps). [www.sylvania.com](http://www.sylvania.com) CIRCLE 267




## CREE XP-C

Cree introduces color options to its line of XP lamps. XP-C lamps are now available in royal blue, blue, green, amber, red-orange, and red. These new LEDs are, according to the manufacturer, 10 to 50 percent brighter than the company's previous midrange line of color LEDs. The LEDs are designed for 0.5W to 1W operation and are suited for myriad applications including color-changing, outdoor, directional, and emergency-vehicle lighting. [cree.com](http://cree.com) CIRCLE 268

## ENERGY EFFICIENCY AT A HIGHER LEVEL OF PERFORMANCE

LEARN MORE AT LIGHTFAIR  
VISIT US AT BOOTH #1159



- INNOVATIVE HEAT SINK TECHNOLOGY
- IP65 RATED
- ENERGY EFFICIENT

## LEDs A NEW GENERATION

- Constructed with ultra-thin thermal fins for maximum heat transfer
- Pure anodized aluminum increases thermal conductivity and durability
- Lightweight design, weighing up to 40% less than comparable LEDs



T: 800-528-5555 • [www.bulbrite.com](http://www.bulbrite.com) • F: 800-441-7708

Circle no. 223 or <http://archlighting.com/productinfo>

## LUMENPULSE Lumenbeam

The Lumenbeam fixture is available in two models: RGB or white and static colors. Both versions are made of a die-cast aluminium housing with a standard metallic silver fine-textured finish and are IP-66 rated. (Additional finishes include black, white, and custom RAL colors.) The fixture measures 10<sup>1</sup>/<sub>8</sub> inches wide by 4<sup>3</sup>/<sub>8</sub> inches deep by 14<sup>7</sup>/<sub>8</sub> inches tall and can rotate to four set beam angle positions: zero-, 70-, 90-, and 160-degrees. The luminaires can also be either short-yoke or pole-mounted, have several shielding options as well as horizontal and vertical linear spread lenses. The RGB model operates at 40W and is DMX 512-ready. The white and static colors version runs at 44W and has a zero to 10V dimming option. [lumenpulse.com](http://lumenpulse.com) CIRCLE 269





[www.archlighting.com](http://www.archlighting.com)





# VRAIL

Introducing V-Rail, a new innovative railing system that doubles as a handrail or guardrail and evenly illuminates the stair tread or path of egress with up-to 10 foot candles of uniform light. A unique patent pending reflector system allows for symmetric or asymmetric light distributions. With the power supply integral to the post assembly, all electrical components are assessable allowing for easy maintenance. V-Rail features a robust construction with an architectural design to compliment modern day architecture.



For more information on the new world's newest and most energy-efficient illuminated rail system, please call (800) 961.5321 or visit [www.intenselighting.com/vrail](http://www.intenselighting.com/vrail)



VISIT US AT **LIGHTFAIR** 2010  
**BOOTH #727**

**INTENSE LIGHTING**

Anaheim, CA

T: 800.961.5321

F: 800.962.5322

[www.intenselighting.com](http://www.intenselighting.com)

Circle no. 58 or <http://archlighting.com/productinfo>



**MP LIGHTING L17**

The L17 provides accent lighting for stairway or walkway illumination and is suitable for interior or exterior applications. Available with 12-, 30-, or 120-degree beam spreads, it can take two 1W LEDs (or two 2.45W LEDs, but only at 3000K with a standard CRI); comes in color temperatures of 2700K, 3000K, 3500K, and 4100K; is backed by a vertically positioned face plate that measures 3 3/8 inches wide; and is available in a stainless-steel finish. [mplighting.com](http://mplighting.com) CIRCLE 270

**HOLOPHANE Acrylic Washington PostLite**

Combining the visual appeal of a historic-looking fixture with the performance and environmental benefits provided by LED technology, the Acrylic Washington PostLite LED luminaires feature a new housing design that includes a dedicated heat sink for LED thermal management and maximum life. Designed for use with the company's existing acrylic globes and pole locations to reduce purchase and installation costs, the fixtures feature a low-glare, injection-molded optical system that offers asymmetric and symmetric distributions, come in 58W and 116W models, and are offered in a variety of colors as well as with a range of trims, finials, and accessories. [holophane.com](http://holophane.com) CIRCLE 272

**PHILIPS WIDE-LITE Decoflood**

Decoflood, a new line of performance architectural floodlights with a unique flat-panel housing design, allows you to paint with light. Comprised of micro, small round, medium round, medium square, and large square fixtures in both yoke- and swivel-mount configurations, the family is offered in wattages ranging from 22W to 400W. It also includes a wide variety of optical choices utilizing the latest in HID lamp and ballast technology—including the Philips Cosmopolis and Mastercolor Elite systems—and offers multiple shielding and color filter options for added design control. [widelite.com](http://widelite.com) CIRCLE 273

**PHILIPS**

**WIDE-LITE Tag**

A series of white-light and color-changing LED flood luminaires, Tag is available in two round and four linear configurations, taking six or 30 LEDs and 36 LEDs, respectively. Equipped with the company's plug-and-play Color-Tune technology, the fixtures can be used straight out of the box for applications where complicated and expensive DMX systems may not be desirable. It's as easy as powering up the luminaire, which will automatically begin to scroll through 16 million colors, and locking the chosen color into place by the push of a single button. Twelve preset colors are also available, and for even more control and theatrical design flexibility, the line is also fully DMX-ready. [widelite.com](http://widelite.com) CIRCLE 271

**U.S. ARCHITECTURAL LIGHTING Camber**

An avant-garde accent light for contemporary environments, Camber is made from corrosion-resistant, low-copper cast aluminum and is finished with an electrostatically applied polyester powdercoat for durability. Featuring a blend of curvilinear and rectilinear surfaces, the indoor/outdoor fixture is available in five models with up- and downlight distribution patterns, as well as with fixed or adjustable indirect reflectors and glare shields. Able to take pulse-start metal halide (50W to 100W with 4,100 to 8,500 lumens), high pressure sodium (50W to 100W with 4,000 to 9,500 lumens), and compact fluorescent (42W with 3,200 lumens), it measures 24 inches tall and, depending on model, 8 to 16 inches wide. [usaltg.com](http://usaltg.com) CIRCLE 274

# A|L 2010 LIGHT & ARCHITECTURE design awards

## CALL FOR ENTRIES

### DEADLINES:

MAY 21, 2010 (REGULAR)

JUNE 4, 2010 (LATE)

**ARCHITECTURAL LIGHTING** announces the **SEVENTH ANNUAL A|L LIGHT & ARCHITECTURE DESIGN AWARDS**, honoring outstanding and innovative projects in the field of architectural lighting design. Projects are reviewed and selected by a jury of lighting and architectural professionals.

### CATEGORIES:

**Residential, Interior, Exterior, Whole Building Projects, and, new for 2010, Exhibit Lighting.**

Projects submitted in a main category can also be submitted for consideration in special citation categories: **Best Use of Color; Best Incorporation of Daylight; and Best Lighting Design on a Budget.**

### FEES:

**First Entry:** \$135

**Second and all subsequent entries, including special citation entries:** \$95

**Late Fee:** \$30 (per each late entry submission)

### ELIGIBILITY:

Design professionals practicing worldwide may enter one or more projects in multiple categories. Submissions are encouraged from all design professionals—architects, lighting designers, illuminating engineers, interior designers, and landscape architects. Projects must have been completed after July 2008.

Winning projects will be published in the July/August 2010 issue and featured on [archlighting.com](http://archlighting.com).

**Full details are available at [archlighting.com](http://archlighting.com).**



**TERSEN** Ratio

A contemporary luminaire containing 48 LEDs that produce illumination equivalent to that of a traditional 175W metal halide lamp, Ratio features a stylish "finned" design that serves both as a heat sink as well as an architectural statement. Available in symmetric and asymmetric distributions with one high-performance optic, the IP65-rated, nighttime-friendly fixture has a color temperature of 6500K and a CRI of 70, and its power module is conveniently mounted at the base of the tilt-down pole for ease of installation and maintenance. [www.tersenlighting.com](http://www.tersenlighting.com) CIRCLE 275

**GE LIGHTING** Evolve LED Series

Roadway Medium Cobrahead  
Aesthetically inspired by a traditional roadway cobrahead fixture, the Evolve LED Series Roadway Medium Cobrahead has an integral heat sink to ensure maximum heat transfer and long LED

life. Containing a structured LED array for optimized roadway photometric distribution, its light engine consists of nested concentric directional reflectors designed to enhance efficiency and minimize glare. Its high-brightness (6000K) LEDs and optical design provide improved vertical light distribution and reduced light trespass for effective roadway lighting. [gelighting.com](http://gelighting.com) CIRCLE 276




**PHILIPS WIDE-LITE** Hibred

Hibred is a unique dual-source lighting system that combines traditional HID performance with the latest in LED technology. During peak hours of operation, the primary HID site luminaire provides full-level illumination. During off-peak hours, the LED array located in the fixture's arm assembly provides a uniform reduced ambient level of illumination that maximizes energy savings by only consuming 31W of total power, which produces an energy savings of up to 95 percent. Hibred also helps to reduce unnecessary light pollution while extending the life of the primary HID system by as much as 50 percent. It is designed to work with existing area and site luminaires or can be used as a stand-alone retrofit system with no need to pull any additional wiring. [widelite.com](http://widelite.com) CIRCLE 278

**ARCHITECTURAL AREA LIGHTING**

Designer SSL Series

A line of high-performance area luminaires featuring MicroEmitter technology, the Designer SSL Series provides uniform, low-glare illumination while maintaining wide pole spacing. Three fixtures make up the collection: Largent LED (shown), a post-top luminaire with a modern, geometric housing design; Universe LED, which features a modular system for complete customization; and Providence LED, a historically elegant LED fixture with coordinating sconces and bollards. Each is available with four distribution patterns (Type 2, 3, 4, or 5) and two color temperatures (3500K or 5100K), contains a 60-LED array with 72 total input watts per luminaire, and comes in 13 standard colors. [aal.net](http://aal.net) CIRCLE 277




**BEACON PRODUCTS** FL-1 LED Floodlight

The FL-1 LED Floodlight is a small-scale, aimable outdoor luminaire ideal for discreet illumination. Post, surface, tree, or above-ground mounted, it contains 12 or 18 LEDs that consume 17W or 24W, respectively; has a 50,000-hour lifespan; is aimable to 360 degrees; and features a finned, round body with an interchangeable top- or bottom-mounted adjustable metal bracket. Made from rugged low-copper cast aluminum, it has a sealed tempered clear or prismatic glass lens and comes in a variety of standard and custom colors. [beaconproducts.com](http://beaconproducts.com) CIRCLE 280

**FONTANAARTE** Toobo

The Toobo family of luminaires plays with light as it escapes from a tube when sliced along its top and its side. Available in both bollard and wall sconce versions (shown), the housing exterior is made of aluminum with either a satin or mirrored finish, and the interior surface is painted white or orange. Multiple sources can be used including halogen and LED. Bollard or wall sconce, the luminaire measures 3.7 inches in diameter by 23.8 inches tall. A filter can be placed over the top of the tube opening to modulate the amount of uplight. [fontanaarte.it](http://fontanaarte.it) CIRCLE 279



EXOTIC GOES MAINSTREAM.


THERE IS A PRECISE MOMENT WHEN A PROMISING NEW TECHNOLOGY LEAPS FROM THE EXPERIMENTAL AND SOARS INTO THE MAINSTREAM. THIS OCCURS WHEN A TECHNOLOGY IS LEVERAGED IN WAYS THAT MAKE IT CLEARLY SUPERIOR – IN EFFICIENCY, IN AESTHETIC, IN EXPERIENCE.

FOR LED, THIS IS THAT MOMENT.

**MAiNSTREAM** INTERIOR LED FIXTURES FOR GENERAL LIGHTING  
PENDANT • WALL SLOT • WALL MOUNT • RECESSED

Circle no. 27 or <http://archlighting.com/productinfo>

**LITECONTROL**  
*employee owned | customer driven*

 /Litecontrol



Become a Fan of Litecontrol

[litecontrol.com](http://litecontrol.com)



**BOYD LIGHTING** Phantom Sconce


Designed with Mies van der Rohe in mind, the elegant yet minimal indoor/outdoor Phantom Sconce appears to illuminate magically with no visible light source. In fact, side and front glass diffusers paired with a mirrored inside back panel and a hidden LED light source create this illusion and provide soft downlighting that washes the wall below. The UL-listed fixture can be dimmed remotely and its solid brass frame is available in finishes of antiqued Boyd brass, blackened brass, satin brass, and satin nickel. [boydlighting.com](http://boydlighting.com) CIRCLE 281



**ECLIPSE LIGHTING**

Warsaw Series

Offering wide, uniform lighting that is ideal for schools, underpasses, recreation areas, and loading docks, the Warsaw Series comprises surface-mount fixtures featuring heavy-duty die-cast aluminum housings with high-impact, heat-resistant borosilicate glass. Measuring 14¾ inches wide by 7 inches deep by 15½ inches tall, the luminaires have aluminum reflectors and silicone rubber gaskets and can be lamped with metal halides, high-pressure sodiums, ceramic metal halides, or LEDs. Each comes in black, bronze, or white. [eclipselighting.com](http://eclipselighting.com) CIRCLE 282



**COOPER LIGHTING** MCGRAW-EDISON Valet

Featuring a rugged, low-profile housing, Valet delivers illumination optimized to improve vehicular movement and pedestrian safety in parking garages. Offered with one to four modular LED LightBAR configurations and a choice of 11 high-efficiency optical systems—including a family of glare-light-eliminator optics that shield high-angle light from oncoming drivers—it has a one-piece die-cast aluminum housing with heavy wall construction for superior heat transfer and reliable operation in temperatures from minus 30 C to 40 C. [mcgraw-edison.com](http://mcgraw-edison.com) CIRCLE 283


**ECOSENSE LIGHTING** EcoSpec Landscape Accent

The EcoSpec Landscape Accent luminaire is a dimmable accent fixture applicable for a variety of outdoor—and indoor—installations. Featuring an aluminum housing available in three painted finishes—black, white, and bronze—and LEDs in two color temperatures—warm white (2700K) and neutral white (3500K)—the EcoSpec is available in both line voltage and 12V AC/DC models. IP66-rated, the fixture measures 3.1 inches wide by 2.2 inches in diameter and 4.3 or 5.2 inches long, depending on the model. Additionally, these low-voltage, lead- and mercury-free fixtures have a CRI of 80, use just 6.8 watts of power, and can operate in temperatures from 14 F to 104 F. [ecosenselightning.com](http://ecosenselightning.com) CIRCLE 284



**HOLOPHANE** GranVille LED


Featuring a new housing design with a dedicated thermal management system to maximize light output and ensure reliability, the GranVille LED luminaire reduces energy consumption, extends component life, and promotes sustainability. Equipped with precision optics with tight tolerances to direct light where it is needed, it mounts to industry-standard poles and features a door assembly that allows easy access to the electronic driver for ease of maintenance. Fixtures are offered in a variety of shapes with classic or premier optics, as well as with asymmetric or symmetric distributions and a variety of trim options. [www.holophane.com](http://www.holophane.com) CIRCLE 285



**COOPER LIGHTING** STREETWORKS

OVH LED Cobrahead

The OVH LED Cobrahead was designed for area, walkway, and roadway applications. Offered in a choice of 15 optical distributions and four lumen outputs, the fixture has a heavy-duty die-cast aluminum head that measures 27 inches long by 13 inches wide by 7 inches tall and contains modular LED LightBAR technology to deliver uniform illumination. Easily accessed without tools, the entire LED assembly, individual LightBAR optical modules, and driver can be replaced in the field. [streetworkslighting.com](http://streetworkslighting.com) CIRCLE 286



## ecos<sup>TM</sup> square

*advanced LED downlighting adds a classic shape.*

- Unique design conceals LEDs from direct view for superior aesthetics and performance.
- Square housing is engineered for precision alignment, consistent appearance and easy maintenance.
- Patent-pending components allow post-installation adjustment and trim-to-trim alignment.
- Advanced mercury-free lighting system delivers environmental and cost-saving benefits.
- Both downlight and wallwash configurations available in 4- and 6-inch apertures.



**A-LIGHT** Aire1

A vertical, ground-mounted bollard luminaire, Aire1 provides a continuous line of nonglare illumination up to 8 feet tall. Made from material that is 60 percent recycled, the fixture employs long-life white LEDs or T5/T5HO linear fluorescent lamps that are concealed behind the company's proprietary WISP frosted-opal acrylic lens. It is available in heights from 30 to 102 inches and features concealed base mounts. [alights.com](http://alights.com)  
CIRCLE 289



**SEA GULL LIGHTING**

Nelson


A one-lamp outdoor wall lantern, the Nelson is comprised of a tinted aluminum frame and a clear ribbed-glass shade, which has been sandblasted on the inside, offering a "less is more" clean aesthetic. With a backplate measuring 10 inches square and a glass housing approximately 20 1/4 inches tall, the luminaire can take medium 100W or 26W GU24 lamps. [seagulllighting.com](http://seagulllighting.com)  
CIRCLE 287

**EVOLUCIA** 4W Solar-Powered LED Bollard


Combining low-energy LED illumination with carbon-free solar power, the 4W Solar-Powered LED Bollard is equipped with a small-scale (approximately 2 1/2-inch by 3 1/4-inch) solar panel that generates solar power during the day, which is stored in a battery for use at night. Constructed of pre-cast concrete—with a textured surface that simulates natural coral—the minimalist luminaire measures 5 inches square, stands approximately 4 feet tall, and comes in white, sand, and other standard or custom colors. It is offered with white or wildlife-friendly amber LEDs and does not require any electrical connections. [evolucialighting.com](http://evolucialighting.com) CIRCLE 288

**ALLSCAPE** LL-313/314/315

A family of contemporary low-level pathway bollards for commercial and residential use, the LL-313/314/315 collection features classic cylindrical housings with a choice of top designs and smooth outer surfaces with no visible hardware and no sharp edges. Lenses are surrounded by four body-colored, no-glare light louvers on each model that also serve as trim rings and provide a crisp, unadorned design from any viewing angle. Measuring 8 inches in diameter and 42 inches tall (depending on model), the bollards come in black, bronze, or white polyester powdercoat finishes. [alllighting.com](http://alllighting.com) CIRCLE 290








# Quanta LED. First when it comes to function.

**Quanta - the only LED system with up, down illumination.** As well as, dark sky friendly full cutoff wide downlight. An industry first, Quanta is perfect for highlighting architectural features or illuminating wide areas on building perimeters. Giving you more control of what you choose to illuminate, it's a big step forward in green lighting - and cutting energy costs.

You'll also benefit from various lighting intensities, exceptional lumen efficiency and optional forward throw with onsite adjustability. Adaptable to both indoors and outdoors, Quanta is available in various models and finishes.

**Quanta. A whole new kind of light.**



For more information, visit [luminis.com/quanta](http://luminis.com/quanta)

Circle no. 212 or <http://archlighting.com/productinfo>



See us at  
**LIGHTFAIR**  
May 12-14, 2010  
**BOOTH 2207**

**LUMINIS**



**GE LIGHTING** Evolve LED Contemporary Domed Area Luminaire  
Constructed of die-cast aluminum, the Evolve LED Contemporary Domed Area Luminaire has a 22-inch-diameter head and uses an advanced LED optical system technology up to 90W to provide high uniformity, excellent vertical light distribution, reduced offsite visibility and onsite glare, and effective security light levels with symmetric and asymmetric distributions. With a typical CRI of 70 at color temperatures of 4100K and 5600K, the luminaire is offered in standard colors including black, dark bronze, and brushed nickel, as well as RAL and custom colors. [gelighting.com](http://gelighting.com) CIRCLE 291



**COOPER LIGHTING  
LUMARK** LED Wal-Pak

A durable and energy-efficient outdoor fixture for applications requiring maximum performance and minimum maintenance, LED Wal-Pak contains a thermally managed 40W LED system to replace traditionally used 175W metal halide lamps and comes with an optional photocontrol button. Its rugged die-cast aluminum housing, stainless-steel hardware, removable hinged door, and sealed and gasketed IP66-rated LED housing combine to make it virtually impenetrable to contaminants. Dark Sky-compliant, it is offered in black, white, graphite metallic, gray, and dark platinum. [lumark-lighting.com](http://lumark-lighting.com) CIRCLE 293

**ORBIT/EVERGREEN** LED Steplights


Orbit/Evergreen has added new models to its series of 12V and 120V LED step lights. Designed for use in entryways, decks, outdoor walkways, and garden patios, they contain 18, 40, 42, 48, or 60 LEDs with 0.064W of output per lamp. Constructed from galvanized steel or cast aluminum, each offers circular, horizontal, and vertical cover plate designs in varying sizes with louvered, hooded, and frosted glass faces.

They are also available in a selection of finishes. [orbitelectric.com](http://orbitelectric.com) CIRCLE 292



**COOPER LIGHTING INVUE** Mesa LED

Suitable for both contemporary and traditional settings, Mesa LED is available in single- or twin-pole-mount models, as well as with optional wall-mounting capability. Optical efficiency and control is provided by the company's proprietary AccuLED optics—which offer 15 light distribution choices, including a family of spill-light-eliminator optics—and the luminaire can take one to six LightBAR configurations. Additional energy savings are achieved through bi-level switching, and an optional button photocell can be specified. [www.invuelighting.com](http://www.invuelighting.com) CIRCLE 294



**SUN VALLEY LIGHTING** LAE LED

A vintage-styled luminaire that adds charm and safety to historic civic areas, the LAE is now available with LED technology. Constructed from corrosion-resistant cast aluminum with a clear or opal-textured polycarbonate lens, the LAE LED fixture—a popular acorn style measuring 16½ inches by 32 inches—can be wall or pole mounted in single, dual, triple, or quad clusters. It is available with a range of decorative arms, poles, and bases, as well as ornamental finials. Finishes include dark bronze, medium bronze, black, white, and aluminum. Custom colors can also be specified. [usalgt.com](http://usalgt.com) CIRCLE 295



Before

After

# FEELUX

Dark Spot



## SlimLine

### Seamless Illumination




LivinLuce 2007  
Top Selection

Slimline's innovative design is the solution for eliminating dark spots in cove lighting. This unique and efficient fluorescent fixture removes dark spots by placing the lamps closer together, providing seamless illumination.

See us at  
Light Fair International  
Booth No. 1547


[www.feelux.com](http://www.feelux.com)

FEELUX Lighting Inc.  
2817 N. Berkeley Lake Rd  
Suite 17  
Duluth, GA 30022  
678.668.7005



**EDGE LIGHTING** Taos Square LED

The Taos Square LED wall sconce features a strong geometric style with a contemporary look. The direct/indirect fixture uses two 3W LEDs with a lumen depreciation of 70 percent, based on 50,000 hours of operation. The fixture's backplate measures 4.3 inches wide by 4.5 inches tall, and the rectangular light source housing is 2 inches wide by 5.1 inches tall. Available in a satin aluminum finish, the fixture is rated for indoor, outdoor, and wet locations, and is ADA compliant. [edgelighting.com](http://edgelighting.com) CIRCLE 296



**EUREKA** Dot and Luz

Ideal for corridors, stairs, and stairwells, the Dot and Luz indirect steplights can be used for indoor and outdoor applications and offer a graphic yet understated aesthetic. Certified for wet locations, each fits in a standard-switch junction box and provides dual-emission up- and downlight delivered by powerful LEDs. They are available in white or black, take one 2W warm- or cool-white LED, and measure just over 2 3/4 inches wide and 3 3/4 inches tall. [www.eurekalinghting.com](http://www.eurekalinghting.com) CIRCLE 297




**ORBIT/EVERGREEN** 5010 Series

A collection of low-voltage well lights, the 5010 Series is now available with an adjustable gimbal that allows light to be directed with precision, and comes in a range of finishes including cast aluminum, cast brass, stainless steel, marine grade 316 stainless steel, and fiberglass. Ideal for the illumination of architectural details and landscape features, the fixtures have tempered-glass lenses, take 20W MR16 lamps, measure 5 1/2 inches wide, and can be specified with an open aperture, louvers, hood, or shroud. Cast-aluminum models are offered in a powdercoat finish of black, bronze, verde green, and white, while fiberglass models come in black and bronze. [orbitelectric.com](http://orbitelectric.com) CIRCLE 298



**COOPER LIGHTING LUMARK** Ridgeview LED

The Ridgeview luminaire is a compact, efficient, and economical approach to LED area and roadway lighting. Providing a functional, low-profile design, its modular LightBAR technology delivers uniform and energy-conscious illumination. Offered in four LightBAR configurations with a choice of 15 highly efficient optical systems—including a family of spill-light-eliminator optics—and optional bi-level switching, the luminaire has a one-piece die-cast aluminum housing that comes in black, white, gray, dark platinum, and graphite metallic. [www.lumark-lighting.com](http://www.lumark-lighting.com) CIRCLE 299



**HESSAMERICA** Sera LED

The pedestrian-scale Sera LED combines contemporary European design with a unique low-brightness LED optical system. Working in conjunction with a reflector and a specially designed prismatic lens, the two high-power LEDs deliver illumination that is reflected outward and refracted through the lens to produce a long and narrow distribution of light. Meanwhile, the prisms on the inside of the lens minimize the visual brightness of the luminaire while producing uniform illumination on the ground. Consuming 39W, the fixture emits no uplight above 90 degrees horizontal, can be used for LEED lighting zones LZ2 through LZ4, and is also offered in a wall-mounted model. [hessamerica.com](http://hessamerica.com) CIRCLE 300




**SELUX** Survivor 9

Survivor 9 is a vandal- and abuse-resistant linear fixture family suitable for a wide range of applications including interior high-abuse and exterior installations. The luminaire is composed of an extruded aluminum body, die-cast aluminum end plates, a hinged drop-down lens-frame with high impact resistant shielding, stainless steel captive fasteners, and is fully sealed to IP67 using silicone gaskets. Measuring only 2 3/8 inches deep, the fixture can be specified in various lengths with a choice of T8, T5, or T5HO lamps. It is also ADA compliant. [selux.com](http://selux.com) CIRCLE 301

# SUSTAINABLE. INNOVATIVE. RELIABLE.

Precision engineering integrates new LED technology for superior optical and thermal performance, continuing a tradition of unequalled visual comfort and lowest total cost of ownership.



- Washington PostLite® LED (Acrylic Optics)
- GranVille® LED (Premier Optics)
- GranVille® LED (Classic Optics)

  
**HOLOPHANE**<sup>®</sup>  
LEADER IN LIGHTING SOLUTIONS

An *AcuityBrands* Company

[www.holophane.com](http://www.holophane.com)

# products | outdoor/landscape

## GE LIGHTING Evolve LED Series Area Light

Combining the latest in LED system electronics, thermal management, and mechanical and optical design, the Evolve LED Series Area Light is ideal for parking lot and general lighting applications. In addition to delivering an energy savings of 30 percent when compared with traditional metal halide lighting, it has a rated life of 50,000 hours, improves light-level uniformity, and reduces glare at all viewing angles. Consuming from 97W to 214W (depending on distribution), it has a color temperature of 5700K and a 70-plus CRI.

[gelighting.com](http://gelighting.com) CIRCLE 302



## COOPER LIGHTING MCGRAW-EDISON Ventus LED

Optimized to deliver uniform and energy-conscious illumination to parking lots, roadways, building areas, and security lighting applications, Ventus can be used for a variety of applications thanks to its modular LED LightBAR technology, which provides a 50,000-hour rated life and energy savings between 30 and 75 percent over standard HID systems. In addition, lumen and energy output can be scaled and optimized for each application, resulting in the elimination of wasted energy and obtrusive spill light. The fixture can also operate in high-ambient conditions thanks to its unique construction, which allows for passive cooling and natural cleaning of the extruded heat sink.



## ECLIPSE LIGHTING Bollard LED Series

Structurally solid to handle tough environments, the Bollard LED Series delivers 360-degree low-level LED lighting. Offered in three styles (Type 5 Glass, Louver, and Cone Reflector) the 15W or 25W luminaires are made from extruded aluminum with a domed top and clear prismatic borosilicate glass. Each contains super-bright-white LEDs in cool or warm white, measures 7 inches in diameter by 31 inches tall or 43<sup>3</sup>/<sub>8</sub> inches tall, and comes in black, bronze, and white. Custom colors are also available.

[eclipselighting.com](http://eclipselighting.com) CIRCLE 305



## FORMS+SURFACES LightScale Bollard

With its smooth organic lines and subtly curved profile, the LightScale Bollard is designed to settle harmoniously into virtually any setting. Graceful yet durable, its housing is made of a formed aluminum extrusion with a powdercoat finish that is offered in aluminum texture and slate texture, as well as a wide range of custom colors. Standing 42 inches tall, the low-maintenance fixture contains a white acrylic lens, takes 40W or 55W compact fluorescent lamps, and is 90 percent recyclable.

[forms-surfaces.com](http://forms-surfaces.com) CIRCLE 304



## EDGE LIGHTING Sun3 LED

The Sun3 LED takes 9W high-powered warm-white LEDs and features a 16-degree precise-focus, tempered-glass lens with a marine-grade aluminum, round or square beveled edge trim. Finished in satin aluminum, these 3-inch round or square recessed luminaires are rated for outdoor use using a wet-location electrical box and also for indoor use using a standard electrical box. The LEDs have a power consumption of 10.2W and a CRI of 80, and its trim accepts any color of Rosco or Lee color filter gels.

[edgelighting.com](http://edgelighting.com) CIRCLE 306



## HESSAMERICA Athens

An architectural-grade pole-mounted luminaire offered in two sizes for outdoor pedestrian-scale and area lighting applications, Athens features a tasteful blend of curves punctuated by a nearly seamless transition from luminaire to pole. Made from die-cast aluminum, the fixtures are offered with straight round or tapered poles, available in aluminum or steel, in a variety of mounting heights, and come in single, twin, or bi-level mounting arrangements. The pedestrian-scale model takes 70W, 100W, or 150W ceramic metal halide lamps, while the larger area lighting model takes 150W or 250W ceramic metal halide lamps. Each is equipped with full cutoff distribution, making it suitable for all LEED lighting zones.

[hessamerica.com](http://hessamerica.com) CIRCLE 307





Introducing.... **solía™**  
by Renaissance Lighting

Visit us at Lightfair 2010 in Las Vegas Booth 1721

A new industry-leading brand of energy-efficient solid-state LED luminaires offering superior optical efficiencies enabled with the patented Constructive Occlusion™ optical design.



- ✓ ENERGY STAR® qualified models
- ✓ Up to 1400 lumens
- ✓ Up to 50 Lumens per Watt
- ✓ CCT Range of 2700K-4100K
- ✓ Smooth, flicker-free dimming
- ✓ IC Rated for residential installations
- ✓ Round and Square luminaires available
- ✓ End of Life Recycling Program

[renaissancelighting.com](http://renaissancelighting.com)



**Renaissance  
Lighting**

*elegant. efficient. eco-logical.*


Circle no. 224 or <http://archlighting.com/productinfo>



hardware

**TRIPAR** Universal Retention System

Mousetrap spring retention is a known concept, but, in the past, it had to be integral to the trim. Well, not anymore. The Universal Retention System can be added to almost any trim for almost any ceiling application. The company's spring retainer (which measures  $\frac{3}{4}$  inches wide and  $\frac{7}{8}$  inches tall) can be easily riveted onto the trim's opposite side walls. Then, snap on the mousetrap springs and the upward force will hold the trim securely to the ceiling, yet will allow removal with a downward pull. [triparinc.com](http://triparinc.com) CIRCLE 308



healthcare

**VISTA LIGHTING**

Night Lighting Solutions

A coordinated family of compact, recessed, vertical, and horizontal luminaires, Night Lighting Solutions includes nine fixture models that take LEDs or compact fluorescents. The nonglare LED nightlight consumes just 4W to 6W whether longlife white, amber, or blue LEDs are selected, while the fluorescent version uses 7W to 13W (depending on model). Featuring contemporary, low-profile housings with no sharp edges, the ADA-compliant luminaires can be easily cleaned, come with a variety of lenses, and are offered in black, white, natural aluminum, or custom colors. [vistalighting.com](http://vistalighting.com) CIRCLE 310

emerging technology

**LUXIM** Light Emitting Plasma

Luxim's Light Emitting Plasma (LEP) technology is a whole new way of thinking about light generation. LEP offers a replacement for high-wattage lamps—400W metal halide sources in particular. LEP can achieve full output of 23,000 lumens in 30 to 45 seconds.


The LEP system includes an emitter (including a bulb, shown at right, that is no bigger than one's fingertip), a radio frequency (RF) driver, and a power supply. An RF signal is generated by the solid-state RF driver and is guided into an electric field surrounding the bulb. The high concentration of energy in the field collapses the contents of the bulb to a plasma state; this controlled plasma generates an intense light source. LEP offers efficiency, lamp output stability, and full spectrum light that can be digitally controlled.

[luxim.com](http://luxim.com)

CIRCLE 309







healthcare

**VISTA LIGHTING** Argos

Offered in single- or dual-lamp options, Argos is a recessed adjustable ceiling-mounted patient exam luminaire that delivers high-output white, color-corrected light, and is particularly useful in areas with low ceilings. The fixture's square-shaped housing recesses into all standard ceiling grids and features smooth trim surfaces that resist particulate buildup and facilitate easy cleaning. Closed-cell interior gasketing assures an airtight seal to prevent infiltration of bacteria and airborne viruses, its 100W low-voltage halogen lamps will last 2,000 hours, and a handy rechargeable strobe wand with an LED charge indicator—or a wall control—allows individual positioning of light. [vistalighting.com](http://vistalighting.com) CIRCLE 311

entertainment

**GLENNCO INC** Merlin Light

A recessed optical framing projector, the Merlin Light has been re-engineered to meet today's energy standards. Ideal for illuminating artwork or other collectables in both residential and commercial settings, it uses a 70W ceramic metal halide lamp and a 70W electronic ballast to produce high-quality precision lighting on selected objects. Housed in 20-gauge powdercoated steel, the cast-aluminum projector is airtight, IC rated, and meets Title 20 and Title 24 requirements. [glenncoinc.com](http://glenncoinc.com); [merlinlights.com](http://merlinlights.com) CIRCLE 312

signage

**WALLS+FORMS**

Lights Alive Illuminated Display

Providing point-of-sale custom solutions, the Lights Alive Illuminated Display system uses a proprietary aluminum framing system that can house items such as lightboxes, signage, and poster frames. Recently, Walls+Forms designed and manufactured a lightweight, easy-to-install lightbox using 24-inch by 24-inch by 24-inch panel modules for Echo, a power tool company. Each unit features left and right sections, with easy-to-connect electrical plugs that snap together on site. The company has created six brand-promotional products for Echo thus far, including Light Thief and 4-foot illuminated headers. [wallsforms.com](http://wallsforms.com) CIRCLE 313



healthcare

**COOPER LIGHTING IO** Balance Beam


Developed by healthcare designers and researchers, the Balance Beam illuminated handrail redefines ADA-compliant wall-mounted aluminum grab bars. Using touch sensing technology, the bar is illuminated upon hand contact or when leaned on. The path is then lit with LEDs (2700K or 3000K, standard or high-output) and provides 244 lumens and a CRI of 72. When a patient or caregiver removes his or her hand, the light stays on for a preset amount of time before it turns itself off. Caregivers can bypass the automatic shutoff by double-tapping the bar. Dimming options are also available. The bar is antimicrobial and should be mounted 36 inches off the finished floor. It is available in 2-, 3-, 4-, 5-foot, and custom lengths, and its outside diameter measures 1.66 inches. The 24V power supply needs to be located remotely and is UL listed with the bar as a complete system. [iolighting.com](http://iolighting.com) CIRCLE 314



healthcare

**LED CONCEPTS** Focal-Point and Serene-Vu

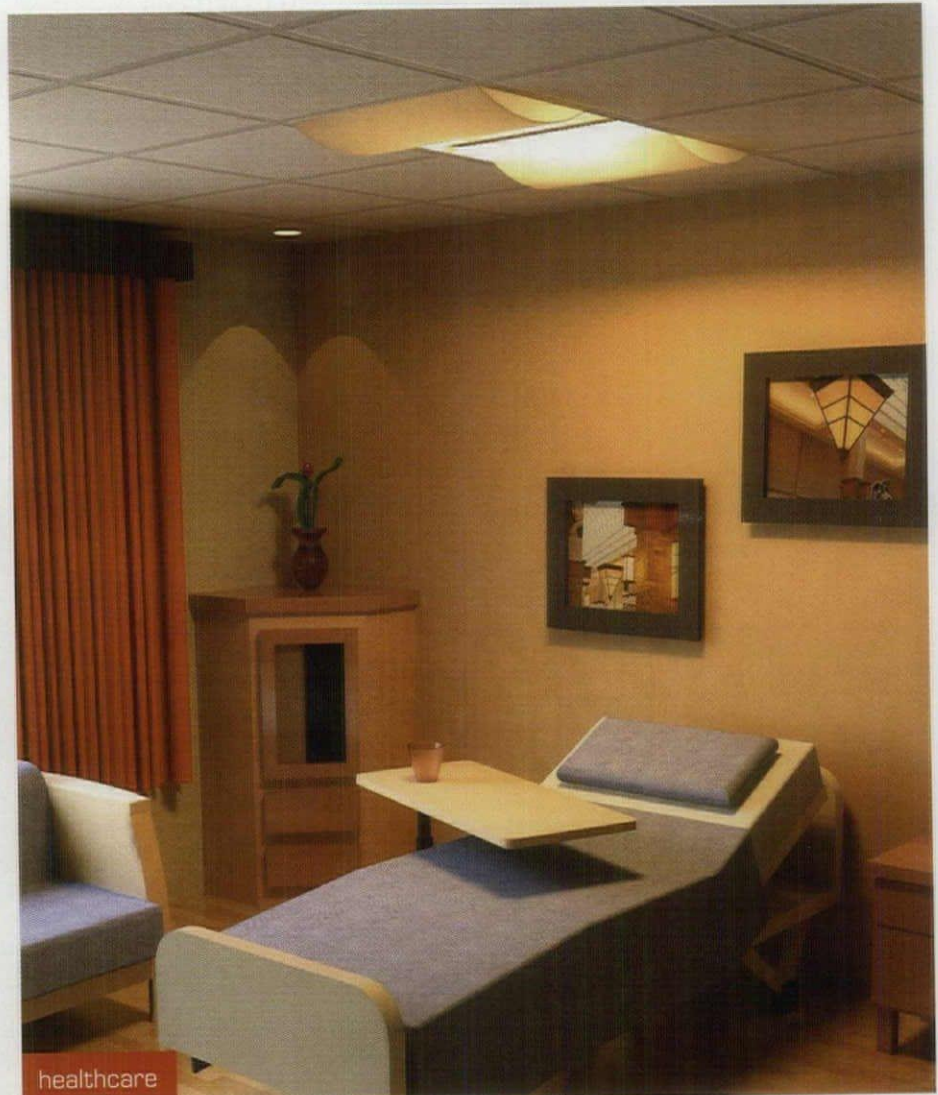
Focal-Point (for T-bar ceilings) and Serene-Vu (for walls) illuminators are designed to backlight images and were developed for the healthcare industry. Lightweight and easy to install, they feature a housing that is placed around thin graphic panels (for certain applications, the graphics can be installed and sealed inside the illuminator). In addition to being equipped with state-of-the-art LED light engines and remote modular power supplies, the illuminators optimize light output while providing even illumination, run on a low-voltage system, and come with optional dimming control. They can also be ordered in a certified EMI-free version that is suitable for use in medical applications, such as MRI and surgical areas, are ferrite-free, and are 99 percent recyclable. [ledconcepts.com](http://ledconcepts.com) CIRCLE 315



entertainment

**OSRAM SYLVANIA** MoleLED


A collaboration between Mole-Richardson—manufacturer of lighting and power distribution equipment for motion pictures and television—and Osram Sylvania, the MoleLED is a film-friendly LED solution that unites a sophisticated fixture by Mole-Richardson with advanced remote phosphor LED technology from Osram. Suited for all set-lighting needs, it is powered by 12 modules from the Osram Kreios LED family (one of which is shown), each of which contains 20 high-output blue LEDs topped with a remote phosphor dome that produces light in two color temperatures: tungsten and daylight. The 50W fixture has a rated life of more than 25,000 hours, was designed with both local and remote DMX dimming, and can dim down to 10 percent without any shift in color temperature. [www.sylvania.com](http://www.sylvania.com) CIRCLE 316



healthcare

**VISA LIGHTING** UNITY

A family of fixtures for healthcare facilities, Unity provides attractive, holistic solutions for patient room lighting needs, providing a warm, safe environment that promotes healing. Comprised of ceiling, head wall, wall, and table-mounted luminaires, the collection was designed to meet functional design hurdles specific to hospitals, including light levels, germ control, and ease of cleaning. The ceiling fixture includes ambient, exam, and reading light features, as well as a low-profile, sealed plenum tray to allow for ballast maintenance without entering the plenum, aiding in germ control. In addition to its fluorescent sources, it also offers three LED options: an amber nightlight, programmable color-changing lightscapes, and light therapy. [visalighting.com](http://visalighting.com) CIRCLE 318



signage

**GLOBAL LIGHTING TECHNOLOGIES**

LED-Based Edge-Lit Illumination Solutions

Expanding its offerings beyond LCDs, keyboards, and keypads, Global Lighting Technologies now offers a range of LED-Based Edge-Lit Illumination Solutions for egress lighting and general illumination. Its new products—which include ultrathin edge-lit backlighting panels for exit signs, downlights, tasklights, and undercabinet lighting—utilize high-efficiency LEDs that focus the light into a high-performance backlight, or light guide. Because the LEDs are located on the edge of the light guide, there is better optical control for color and uniformity, fewer LEDs, and better repeatability. The panel shown is 3 inches wide by 42 inches long and is edge-lit with eight LEDs. [www.glthome.com](http://www.glthome.com) CIRCLE 317

# Don't you wish *politicians* came with a **NoUVIR** 10-year full-replacement warranty?

Sorry, we only guarantee  
our fiber optic performance.


But, you can elect  
perfect color (100 CRI),  
perfect focus (5° to 50°),  
zero damage (no UV or IR),  
70% energy savings,  
and absolutely the best  
warranty in the world by  
calling **302-628-9933**

## **NoUVIR LIGHTING**

We invented museum lighting!



[www.nouvir.com](http://www.nouvir.com)

Circle no. 71 or <http://archlighting.com/productinfo>






Do All These Things with:

- 100 CRI (Perfect Color)
- 80% reduction in fading
- 70% energy savings
- 50 different luminaires
- 10-year warranty
- 5-day order turn around
- 2-year R.O.I.
- 0 problems



One fiber, true 5° beam, 60' throw!



## **NoUVIR LIGHTING**

Pure-white, stone-cold, fiber optic  
lighting with no UV and no IR...  
only from NoUVIR LIGHTING®

Call us for all the data and details.

**302-628-9933**


[www.nouvir.com](http://www.nouvir.com)

## products | task



### **FINELITE** Curve

An award-winning portable LED desk fixture, Curve achieves 49 lumens per watt and meets Energy Star technical performance benchmarks. Featuring classic styling, QuickTouch dimming (to 5 percent of full light output), and a color temperature of 3500K, the 7.8W luminaire uses a replaceable LED module, has a CRI of 82, and comes in silver or one of 188 colors on the RAL color chart. [finelite.com](http://finelite.com) CIRCLE 319



### **EDGE LIGHTING** Soft Strip LED

Available in 1W and 3W versions, Soft Strip LED is a flexible copper strip topped with a 1/8-inch protective silicone gel. Offered in 16- or 25-foot lengths, it uses 18 warm-white LEDs per foot and is easy to install because of its extra-strength adhesive backing produced by 3M. (The strips can also be secured using screw-in mounting clips, or straps in damp or wet locations.) Suitable for myriad task applications such as cove lighting, toe-kick accenting, and undercabinet lighting, strips are sold in 1-foot increments and come in 3000K and 2700K color temperatures. [edgelighting.com](http://edgelighting.com) CIRCLE 320




### **NORA LIGHTING** LED LightBar

A slim system that uses only 3.3W per foot, LED LightBar is Title 24-compliant and, with its ultralow profile, offers a lighting solution for space-restricted areas. Measuring 3/4 inches wide and 1/2 inches deep, the fixture comes in 6-, 12-, and 24-inch lengths, can be specified in 3000K or 4200K color temperatures, provides up to 45 lumens per watt, and is offered in natural aluminum and bronze finishes. It also includes numerous contractor-friendly features, including a range of mounting options, metal mounting brackets, flush-end connectors, an inline on/off switch, a 90-degree-angle power connector for extratight spaces, and adjustable brackets to achieve a selection of aiming angles. [noralighting.com](http://noralighting.com) CIRCLE 321



### **MP LIGHTING** L200

Featuring six 1W LEDs powered by a plug-in driver, the L200 LED desk lamp comes with a color temperature of 2900K and has a head that measures 3 7/8 inches wide. Its sleek and modern design is available in a matte clear anodized finish and features a dimmer switch mounted to its base. [mplighting.com](http://mplighting.com) CIRCLE 322




**STUDIO ITALIA DESIGN** Magnetita

A state-of-the-art tasklight equipped with high-efficiency LEDs, Magnetita features a cutting-edge balancing system that uses magnets to maintain its equilibrium for smooth and precise movements. Providing both direct and indirect lighting from its brushed aluminum frame, the contemporary fixture measures just under 20¾ inches tall with an approximately 5¼-inch-diameter base and takes two 3W LEDs. [sid-usa.com](http://sid-usa.com) CIRCLE 324

**WALDMANN LIGHTING** Minela

Offering exceptional light quality, versatility, and energy efficiency in a modern, sophisticated design, the Minela LED task luminaire—now available in a silver metallic version—features touch-switch dimming, automatic shut-off, and a high-output, multichip LED array that consumes only 8W. It provides uniform illumination without shadows, has self-locking joints and a gas pressure spring system for easy positioning, and comes in white.

[waldmannlighting.com](http://waldmannlighting.com) CIRCLE 323



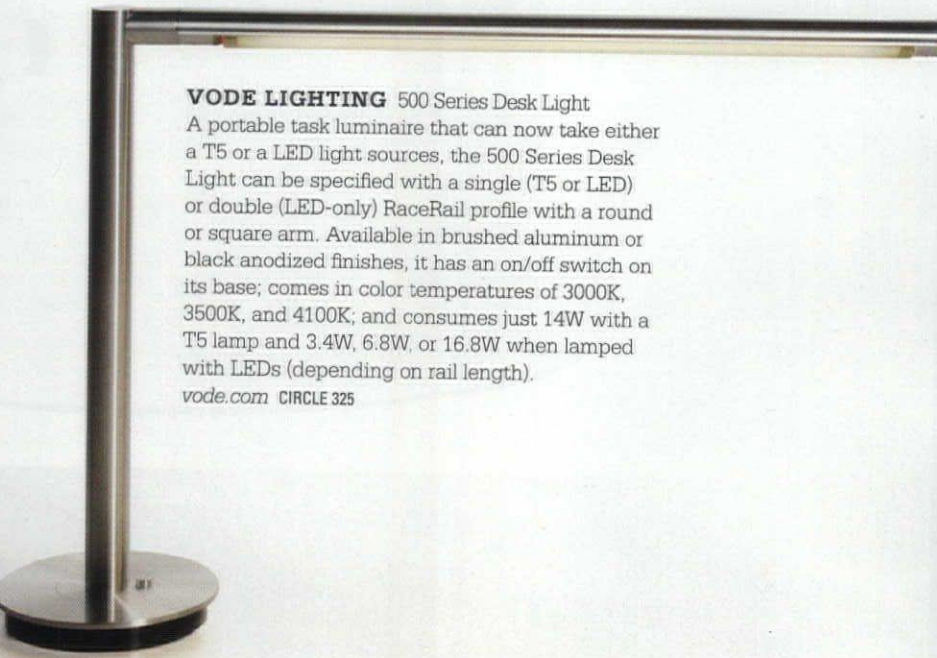
**A-LIGHT** Alure3 and Alure4

Alure3 and Alure4 were made for library stack lighting. Featuring unusual cantilevered arms and an interlocking V-shaped truss-like design, Alure4 T5HO linear fluorescent luminaires (below) can be attached to the tops of bookcases, with fixtures cantilevered over each side of the stack. Designed to specification with respect to aisle spacing and stack height requirements, the luminaires deliver pure-white, low-glare lighting from top to bottom and can be installed in unlimited lengths. Alure3 (above) is a companion tasklight that uses the same T5HO lamping. Its no-glare downward light is below eye level, with distribution at a 30-degree cutoff. Dual- or single-sided, it also provides auxiliary electrical outlets and Ethernet ports in its base, which is fully integrated into the desk or table. [alights.com](http://alights.com) CIRCLE 326

**VODE LIGHTING** 500 Series Desk Light

A portable task luminaire that can now take either a T5 or a LED light sources, the 500 Series Desk Light can be specified with a single (T5 or LED) or double (LED-only) RaceRail profile with a round or square arm. Available in brushed aluminum or black anodized finishes, it has an on/off switch on its base; comes in color temperatures of 3000K, 3500K, and 4100K; and consumes just 14W with a T5 lamp and 3.4W, 6.8W, or 16.8W when lamped with LEDs (depending on rail length).

[vode.com](http://vode.com) CIRCLE 325



# products | task



## GE LIGHTING Tetra AL10

Ideal for cove, undercabinet, and task lighting applications, the Tetra AL10 is a linear, modular LED system comprised of slim, low-profile fixtures in multiple lengths, viewing angles, and mounting angles. Rated to perform for 50,000 hours, the low-voltage luminaires have a CRI of 93 at color temperatures of 2700K, 3000K, and 4000K; deliver up to 210 lumens per foot; consume only 4.5W per foot; and are offered in 60-, 90-, or 120-degree clear and 120-degree soft beam patterns. They are also fully dimmable. [gelightingsystems.com](http://gelightingsystems.com) CIRCLE 328

## WALDMANN LIGHTING Ring LED

Containing six LEDs instead of a conventional fluorescent tube, the Ring LED uses considerably less energy than its fluorescent counterparts and provides four times more light per watt, according to the company. The neutral white, 4W LED array—contained behind a clear acrylic lamp cover—and integrated optics provide focused light, while the fixture's adaptive pivot allows countless individual connecting options. Made of metal, it has a black body with silver tubular sections and features a soft-touch sensor in its head for easy access. [waldmannlighting.com](http://waldmannlighting.com)

CIRCLE 327



# superbrightleds.com



Under Cabinet - Cove - Shelf Lighting - More...  
Fast Online Ordering - Quantity Discounts Available

St. Louis, Missouri - USA 10% Off Online Orders - Promo: H520M [superbrightleds.com](http://superbrightleds.com)

Circle 236 or <http://archlighting.hotims.com/productinfo>

## HUMANSCALE Element

The Element LED tasklight is equipped with MCX LED Technology, which uses a single multichip LED to deliver a large footprint of bright neutral-white 3500K light with only a single shadow for visual comfort (as opposed to fixtures with a cluster or bar of multiple LEDs that produce a visually distracting series of shadows on the work surface). Containing up to 81 percent recycled content, the luminaire's design is a product of its heat-shedding function. A series of metal fins keep the unit cool to extend the life of the LED—which is rated at 60,000 hours—and to keep lighting performance at optimum levels. Element consumes only 7W of power and comes in white with silver trim, or in all silver. [humanscale.com](http://humanscale.com) CIRCLE 329

[www.archlighting.com](http://www.archlighting.com)

# Draft your own bill to reduce spending.

Go to [Hubbell.com/recovery](http://Hubbell.com/recovery)



Hubbell **Building Information Modeling** objects can help avoid costly change orders.

We've all seen it happen – building services suddenly competing for the same space during construction. It's an expensive problem, costing an estimated \$15.8 billion annually\*, and Building Information Modeling is a fast emerging solution to avoid conflicts and save money.

At Hubbell®, we're always looking for ways to help you save, so we started developing modeling objects so you can download and incorporate them into your architectural designs.



There's an object for the Kim Lighting **Warp9® LED Site & Street Luminaire** featuring patent-pending MicroEmitter™



*Providence® modeling object*

LED technology and visual stealth technology to blend with the environment. The same is true of our Architectural Area Lighting (AAL) **Providence® LED Site & Street Luminaire**, offering multiple beam angles and IDA Dark-Sky compliance.

Indoor solutions include the Prescolite **Retroficient™ Commercial Retrofit Down lights** – an easy, cost-effective upgrade to



conserve energy – and the Hubbell Industrial Lighting **EL-PA2 Lowbay**, offering low-wattage lighting ideal for lower mounting heights.



*EL-PA2 modeling object*

For more information on these products, Hubbell sustainability solutions, ARRA stimulus opportunities, and news updates through our live Twitter feed, visit our newest website at [www.Hubbell.com/recovery](http://www.Hubbell.com/recovery).

Don't wait for savings opportunities to find you... create your own plan for prosperity, with energy-saving, cost-reducing, highly dependable and sustainable solutions from Hubbell.



Visit us at [Hubbell.com/recovery](http://Hubbell.com/recovery) today.

**Think Hubbell First**


[www.hubbell.com](http://www.hubbell.com)



Electrical Systems • Lighting • Power Systems

Circle no. 59 or <http://archlighting.com/productinfo>

\*Cost Analysis of Inadequate Interoperability in the U.S. Capital Facilities Industry; National Institute of Standards and Technology, August 2004.



**ERCO Optec LED**

Like the Cantax collection, the Optec line has been expanded to include LED spotlights with daylight-white (5500K) and warm-white (3200K) illuminations.

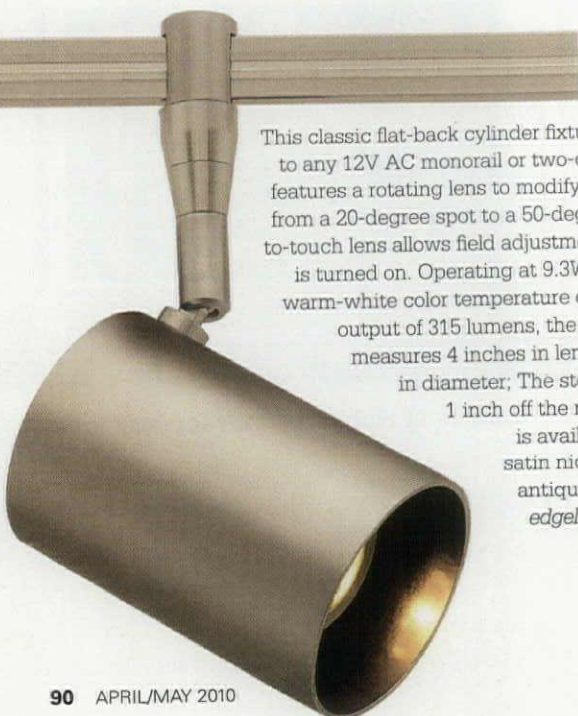
A spotlight range whose key design feature is the separation of light head and control gear housing, the Optec LED's system structure makes it ideal for sales areas, restaurants, or galleries. The daylight-white fixtures can achieve 1,080 lumens, while the warm-white fixtures can produce 870 lumens. Each is available in white or silver, and come with a range of optional accessories.

[erco.com](http://erco.com) CIRCLE 330



**COOPER LIGHTING HALO Stasis Series**

With the addition of new LED track luminaires, the Stasis Series is available in small and medium sizes with three optical distributions (spot, narrow flood, and flood) and two color temperatures (3000K and 4000K). Ideal for applications such as retail, hospitality, commercial, and high-end residential, the energy-efficient fixtures have a CRI of 85, are easy to install, can be used with multiple Halo track systems, feature an adjustable arm for full aiming capabilities, are made from die-cast aluminum, and come in white, black, and aluminum haze. [halolgt.com](http://halolgt.com) CIRCLE 331




**EDGE LIGHTING**

**Scope LED Head**

This classic flat-back cylinder fixture can be mounted to any 12V AC monorail or two-circuit monorail and features a rotating lens to modify the beam diameter from a 20-degree spot to a 50-degree flood. The cool-to-touch lens allows field adjustment while the fixture is turned on. Operating at 9.3W with a CRI of 83, a warm-white color temperature of 2994K, and a light output of 315 lumens, the luminaire's diameter measures 4 inches and 2.24 inches in diameter; The stem mount measures 1 inch off the monorail. The fixture

is available in four finishes: satin nickel, polished nickel, antique bronze, and white. [edgelighting.com](http://edgelighting.com) CIRCLE 332



**W.A.C. LIGHTING Orb and Forza**

These are versatile, contemporary luminaires that can be used with W.A.C. Lighting's single-circuit low-voltage Solorail and two-circuit low-voltage Duorail system, as well as its canopy mounts. The LEDme Quick Connect Fixtures are rated for 7.5W LED configurations, and a 30,000-hour life, and can be dimmed from 100 percent down to 15 percent. Included in the line are Orb, a compact circular-style fixture, and Forza, which is a jet engine-inspired form. Both have a color temperature of 3000K with an output of 280 lumens at a 20-degree beam angle. The fixtures are available in abrasion-resistant dark bronze, electrical plated chrome, and brush nickel. [wacighting.com](http://wacighting.com) CIRCLE 333


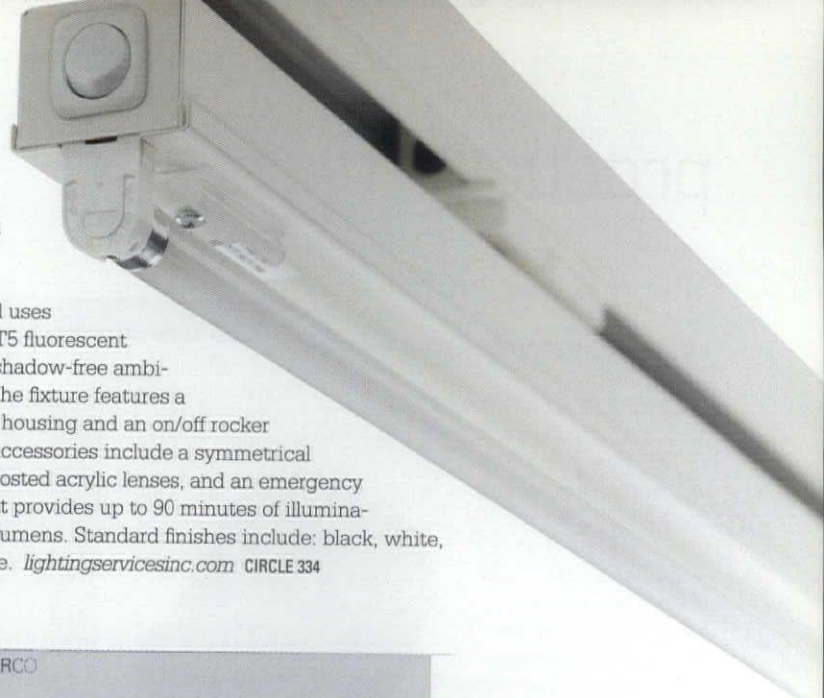




**INTENSE LIGHTING ITLED60**  
 Designed for accent lighting in retail environments, the ITLED60 track luminaire delivers 650 lumens at 10W and is capable of illuminating merchandise from ceiling heights of 10 feet. Measuring 7¼ inches tall and 4½ inches wide with a head diameter of 4<sup>9</sup>/<sub>16</sub> inches, the luminaire is compatible with the company's Professional Series track system, contains an integral electronic driver, has a 30-degree beam spread, and comes in white, black, and silver. Its LEDs have a color temperature of 3000K, a CRI of 75, and a rated life of 50,000 hours at 70 percent output. *intense lighting.com* CIRCLE 335

**LIGHTING SERVICES INC FTO Series**

The FTO Series, a 4-foot linear unit, mounts directly into LSI track, and uses 20,000-hour 54W T5 fluorescent lamps to provide shadow-free ambient and fill light. The fixture features a sturdy aluminium housing and an on/off rocker switch. Optional accessories include a symmetrical reflector, clear or frosted acrylic lenses, and an emergency backup ballast that provides up to 90 minutes of illumination at 390 to 700 lumens. Standard finishes include: black, white, silver, and graphite. *lightingservicesinc.com* CIRCLE 334



**ERCO Logotec**

A line of economical, cleanly styled fixtures noted for its efficient lighting technology, sturdy construction, and user-friendliness, Logotec consists of spotlights, floodlights, and wallwashers in two sizes. Able to take low-voltage halogen lamps up to 90W and metal halide lamps up to 70W, the luminaires are equipped with Spherolit reflectors, which provide efficient visual comfort and flexibility from a variety of light distributions. The fixtures are constructed of cast aluminum and come in white and silver with anti-glare rings and optional accessories including color and UV filters. *erco.com* CIRCLE 336



**PHILIPS CAPRI Aeros and Core**

Available in three sizes, the Aeros and Core track luminaires can be lamped with ceramic metal halide, low-voltage, and incandescent sources. Standard with a Swiss Movement Aiming System for precision optics, the fixtures feature a toolless lens ring hinge-and-latch system that makes changing lamps easy, while a captive media ring reduces the risk of misplacing or damaging the accessory holder and media. Additionally, an integral on/off switch allows service to be performed on individual luminaires without shutting down power to the entire system. The fixtures are available in white, black, or aluminium satin finishes and are compatible with the company's existing track rail and accessories. *caprilighting.com* CIRCLE 337

# products | track

## LIGHTING SERVICES INC

### LumeLEX 2024

The LumeLEX 2024 Series LED spotlight produces high-quality, high-output, consistent white light for museum and retail accent lighting applications. Designed for the Xicato LED module, which has a 50,000-hour lifespan and delivers 860 lumens, it features field-changeable reflectors; offers beam spreads of narrow (20 degrees), medium (40 degrees), and wide (60 degrees); comes in color temperatures of 2700K, 3000K, or 4000K; and can be specified with a CRI of 80-plus (standard) or 95 (high). All can be adjusted vertically and horizontally, and are available in standard finishes including black, white, silver, and graphite. [lightingservicesinc.com](http://lightingservicesinc.com) CIRCLE 338




## ENLUX LIGHTING R30 Series

The R30 Series LED PAR lamp is now more versatile for indoor and outdoor track lighting installations. Able to be used with a commercially produced track fixture, such as a gimbal ring, mini-swivel, or gooseneck, it is ideal for illuminating retail merchandise and artwork. Quick and easy to install, the series does not require an additional transformer unit or power supply; offers beam spreads of 40, 80, and 160 degrees; can be dimmed; and comes in color temperatures of 2700K, 3500K, and 4500K. Custom color temperatures are also available. [enluxled.com](http://enluxled.com) CIRCLE 340

## ERCO Cantax Spotlight

The company's established Cantax Spotlight range has now been expanded to include LED spotlights with daylight-white (5500K) and warm-white (3200K) illuminations. Measuring 6 7/8 inches wide, the fixtures are made of cast aluminum and contain a replaceable LED module, which, with its Spherolit reflectors, can provide narrow spot, spot, flood, or wide flood light distributions. Both elegant and precise, they come in simple geometrical shapes such as cuboids and cylinders. [erco.com](http://erco.com) CIRCLE 339




## CON-TECH LIGHTING Optica LED

The latest addition to the Optica Track family of fixtures, the Optica LED (CTL802818L) features seven 3000K, high-performance LEDs that provide powerful illumination. The fixtures come in black, white, and silver finishes. Three light distributions—spot, medium, and flood—are offered with the 18W (dimnable) or 27W luminaires. Each contains a decorative, vented heat sink for heat dissipation, allowing fixtures to achieve a life span of at least 50,000 hours. Integral snoots are available for glare control and visual comfort, while lockable aiming allows for proper adjustment. [con-techlighting.com](http://con-techlighting.com) CIRCLE 341



# EXPERIENCE BRILLIANCE

The Helieon™ Sustainable Light Module — the next evolution in solid-state lighting



Developed by Molex and Bridgelux, the Helieon is the world's first remarkably simple, accessible solid-state lighting solution. Through module design delivers energy efficiency, long performance and sustainability — all the ease of using a light bulb.

**Helieon system provides you with:**

• 1500 Lumens  
• Quality light, color controlled to 3 SDCM

- Separable source and socket design
- Installs with a familiar turn and lock
- Interchangeable color temperature, light output and beam pattern
- Easy replacement and upgrade path

Plus, Helieon modules can be used in a wide array of interior and exterior applications, including retail, hospitality, commercial and architectural lighting.

## helieon™

*Lighting Innovation by Molex & Bridgelux*

**BOOTHS 1741 AND 2173**  
LIGHTFAIR® INTERNATIONAL  
MAY 10 – 14, 2010  
LAS VEGAS, NV

VISIT [HELIEON.COM](http://HELIEON.COM) FOR SPECS, VIDEOS AND MORE.

Circle no.203 or <http://archlighting.com/productinfo>

# products | wallwashers



**NULUX Spotlux 47**




**Deep Angle Cut**

Spotlux 47 Deep Angle Cut is a twin-lamp, rectangular-aperture luminaire for adjustable accent or wallwash applications.

Featuring a machined deep-angled cut trim, it was designed to provide maximum flexibility when illuminating vertical surfaces, artwork, and more. In addition to the dual-lamp adjustability with 360-degree rotation on two pivot points and a 16-degree lampholder tilt, the luminaire has an aluminum 4-inch by 7-inch pyramidal trim, a perforated metal screed for trimless installation, and individual lensing options at each lamp. The fixture also takes two MR16 lamps, comes with white, black, silver, and custom trim colors, and offers multiple lenses, including clear Pyrex, Solite, and stippled. [nulux.com](http://nulux.com) CIRCLE 343

**SPI LIGHTING Stile Styk**

Stile Styk, a sleek, durable, IP66-rated linear LED fixture, offers wallwashing, wall grazing, and cove lighting configurations, as well as indirect pendants and asymmetric lighting solutions. Able to be stem, bracket, and cove mounted, it boasts three white LED color temperatures (2700K, 3500K, and 4500K) and four color offerings (amber, blue, green, and red). It contains either six or 12 LEDs per foot (depending on output), has a total lumen output of 2,645 (for a 4-foot fixture), a CRI of 84, and comes in a standard length of 36 inches. [spilighting.com](http://spilighting.com) CIRCLE 344



**FI**

**HPW**

A complement to the direct/indirect HPR collection, the High Performance Wall (HPW) is a recessed, asymmetric wallwasher that delivers uniform vertical illumination for residential and office applications. Featuring 80 percent efficiency with T8 lamps and 94 percent efficiency with T5/T5HO lamps, the fixture is available in 4-, 6-, and 8-foot lengths; is constructed from 20-gauge cold-rolled steel; and is available with a frosted lens for T5/T5HO lamps or an optional clear or frosted lens for T8 lamps. Lenses and lamps are easily removed from below the ceiling without the need for tools, and the ballast compartment is easily accessible by simply removing the reflector.

[finelite.com](http://finelite.com)


**Was**

**A li**

nares with optics for wallwashing applications, the redesigned Was includes fixtures with one-, two-, three-, and four-lamp units, as well as corridor versions. Each works with MR16 halogen ceramic metal halide lamps, has a 4-inch aperture per lamp, and is constructed of extruded aluminum and 18-gauge steel with a matte-black finish. New fixtures include a self-orienting, extruded trim designed for ease of insertion and removal, as well as an extruded dovetail detailing the aperture to aid in seamless integration with the finish. [nulux.com](http://nulux.com)

[nulux.com](http://nulux.com)

[www.archlighting.com](http://www.archlighting.com)



**NO. EIGHT LIGHTING** Wallwash Lamp Module

Optimized to work with MR16 flood lamps up to 50W, the Wallwash Lamp Module has a 1 3/4-inch aperture and a fixed component design that eliminates guesswork. In addition to being interchangeable and retrofitable with all of the company's existing fixtures, the module has a lamp holder design that is integral to the trim plate regardless of ceiling thickness, comes with an electronic or a magnetic transformer, and offers an array of round and square trim options that feature magnetic trim plates for plaster, wood, stone, tile, and acoustic ceilings. *elighting.com* CIRCLE 346



**MP LIGHTING**  
L05

A directional or indicator luminaire for uplighting walls, columns, and signage from the ground, the 3W L05 is ideal for use in indoor or outdoor projects, as well as both walk-over and drive-over applications. Containing three 1W LEDs in color temperatures of 2700K, 3000K, 3500K, and 4100K with beam spreads of 30 or 60 degrees, it has an overall diameter of 4 5/8 inches, comes in an aluminum or stainless-steel finish with a clear or frosted lens, and is available with a dimmable driver. *mplighting.com* CIRCLE 347

When a hole in your ceiling or wall...  
*is a good thing!*



"Hole In The Ceiling"  
HITC Series Fixtures



"Hole In The Wall"  
HITW Series Fixtures




Our "HITC" & "HITW" fixtures are plaster/glass-fiber castings. When installed, they blend into the surface and appear to be a custom built drywall "light niche." They efficiently illuminate your space without calling attention to themselves.

Circle 73 or <http://archlighting.hotims.com/productinfo>

Call us now for more info:  
626 579-0943

Visit our website today:  
[www.elighting.com](http://www.elighting.com)

## products | wallwashers



**HYDREL** Rhythm Linear LED Flood  
Built upon the principles of rhythm and repetition, the Rhythm Linear LED Flood series is a versatile and distinct LED-based range of linear floodlights for interior and exterior applications. Designed to optimize thermal management, they contain six LEDs per foot, consume 13W per foot, offer three mounting choices, and are available with a zero-to-10V dimming option. Additionally, the fixtures come in five distributions with optical-grade clear acrylic lenses and are available with red, green, and blue accent finishes.  
[hydrel.com](http://hydrel.com) CIRCLE 348


### **NULUX** Dlux Series

A seamlessly integrated linear lighting system, the Dlux Series includes various fixtures that perform a range of lighting functions, from compositional downlighting to grazing architectural planes. While the downlight was designed to be a slim, continuous line of light in the ceiling plane, the wallgrazer reveals architectural surfaces such as textured wood, stone, or plaster. Each has a 2-inch slot aperture, an extruded aluminum housing designed for trimless drywall installation, a 90-degree mitered corner, and an integral electronic transformer. They both take 20W MR11 or ALR 12 lamps, have lensing options that include a regressed or flush lens in single- or double-ply glass, and come in custom lengths, lamp spacings, and finishes. [nulux.com](http://nulux.com) CIRCLE 349




### **WHITEGOODS LIGHTING** Z Cove

Initially created to meet a specific project requirement—a continuous wash of light to a wall from a close offset with concealed lamp positions—Z Cove was designed to adapt to almost any installation situation with just a few simple components. Achieving even, linear illumination without a lamp view, it features an extruded aluminum profile with integral fluorescent lamps and control gear, and can be easily installed. Mounted in the ceiling to form a cove between wall and ceiling, its profile edge is then used as the stop bead and a skim of plaster delivers a razor-sharp edge.  
[whitegoods.com](http://whitegoods.com) CIRCLE 350



# The Construction Industry is Talking about CSI!



"Because of CSI's unique composition of construction professionals from every niche of the industry, the networking is multi-dimensional. The broad education about all areas technical makes CSI the best place to learn about ALL of construction."

—Bryan Varner, CSI, CCCA, LEED AP, Lawyer

"CSI has been making my job easier for years."

—Jonathan M. Miller, FCSI, CCS, CCCA,  
AIA, NCARB, SCIP, Specification Consultant

"My membership in CSI is not only fun, it's part of my plan for long-term employment in the industry. I can see the payoff daily. I know my future is secure."

—Cynthia Belisle, CSI, CDT, AIA, Architectural Consultant

"When I started out in the construction industry, I was calling on owners, architects, and engineers. I needed some help—so, I joined CSI. The value of CSI to my career can't be rated—it's an infinite number."

—RonnaLeah E. Prindible, CSI, Product Representative

Enhance your career—do your job better,  
faster and more economically with CSI.

Visit [www.csinet.org/joinCSI](http://www.csinet.org/joinCSI)  
or call 1-800-689-2900  
to connect with construction professionals  
through CSI.



The Construction  
Specifications Institute  
110 S. Union Street, Ste 100  
Alexandria, VA 22314  
800-689-2900  
[www.csinet.org](http://www.csinet.org)

# products | index

MANUFACTURER	CATEGORY	PAGE
A-LIGHT	OUTDOOR/LANDSCAPE TASK	74 87
ALLSCAPE	OUTDOOR/LANDSCAPE	74
ALUMENB	DIRECT/INDIRECT INDUSTRIAL	48 52
AMERLUX	DOWNLIGHTS	40
ARCHITECTURAL AREA LIGHTING	OUTDOOR/ LANDSCAPE	70
BARTCO LIGHTING	DIRECT/INDIRECT	44
BEACON PRODUCTS	OUTDOOR/LANDSCAPE	70
BEGA	DECORATIVE	24
BETALED	LEDS AND DRIVERS	61
B-K LIGHTING	LEDS AND DRIVERS	60
BLACKBIRD	DECORATIVE	30, 32
BLU DOT	DECORATIVE	25
BOYD LIGHTING	DECORATIVE OUTDOOR/LANDSCAPE	28 72
BULBRITE	LAMPS/BALLASTS/CONTROLS LEDS AND DRIVERS	55 64
CHLORIDE SYSTEMS	EMERGENCY/EXIT	42
CON-TECH LIGHTING	TRACK	92
COOPER LIGHTING CORELITE	DIRECT/INDIRECT	44, 46
COOPER LIGHTING HALO	DOWNLIGHTS TRACK	34, 40 90
COOPER LIGHTING INVUE	OUTDOOR/LANDSCAPE	76
COOPER LIGHTING IO	LEDS AND DRIVERS SPECIALTY	61 83
COOPER LIGHTING LUMARK	OUTDOOR/LANDSCAPE	76, 78
COOPER LIGHTING MCGRAW-EDISON	OUTDOOR/ LANDSCAPE	72, 80
COOPER LIGHTING METALUX	INDUSTRIAL	52
COOPER LIGHTING NEO-RAY	DIRECT/INDIRECT	44
COOPER LIGHTING PORTFOLIO	DOWNLIGHTS	38
COOPER LIGHTING STREETWORKS	OUTDOOR/ LANDSCAPE	72
COOPER LIGHTING SURE-LITES	EMERGENCY/EXIT	42
CREE	LEDS AND DRIVERS	64, 66
CRESTRON ELECTRONICS	LAMPS/BALLASTS/ CONTROLS	56
ECLIPSE LIGHTING	OUTDOOR/LANDSCAPE	72, 80

MANUFACTURER	CATEGORY	PAGE
ECOSENSE LIGHTING	LEDS AND DRIVERS OUTDOOR/LANDSCAPE	61 72
EDGE LIGHTING	LEDS AND DRIVERS OUTDOOR/LANDSCAPE TASK TRACK	64 78, 80 86 90
ELDOLED	LEDS AND DRIVERS	60, 61, 66
ELEEK	DECORATIVE	24
ELITE LED LIGHTING	DOWNLIGHTS	38
ENCELIUM	LAMPS/BALLASTS/CONTROLS	54
ÉNERGIE LIGHTING	DIRECT/INDIRECT	50
ENLUX LIGHTING	DOWNLIGHTS TRACK	34 92
ERCO	TRACK	90, 91, 92
EUREKA	DECORATIVE DIRECT/INDIRECT OUTDOOR/LANDSCAPE	26, 30 45, 46 78
EVOLUCIA	LEDS AND DRIVERS OUTDOOR/LANDSCAPE	66 74
FABBIAN	DECORATIVE	24
FDV COLLECTION	DECORATIVE	24, 26
FINELITE	TASK WALLWASHERS	86 94
FITI	DIRECT/INDIRECT	45
FOCAL POINT	DIRECT/INDIRECT	48
FONTANAARTE	OUTDOOR/LANDSCAPE	70
FORMS+SURFACES	OUTDOOR/LANDSCAPE	80
FOSCARINI	DECORATIVE	24, 25
FOSTER TRANSFORMER	LEDS AND DRIVERS	64
GE LIGHTING	LAMPS/BALLASTS/CONTROLS OUTDOOR/LANDSCAPE TASK	57, 59 70, 76, 80 88
GLENNCO INC	SPECIALTY	83
GLOBAL LIGHTING TECHNOLOGIES	SPECIALTY	84
GOTHAM	DOWNLIGHTS	34, 36
HESSAMERICA	OUTDOOR/LANDSCAPE	78, 80
HOLOPHANE	INDUSTRIAL OUTDOOR/LANDSCAPE	52 68, 72
HUMANSCALE	TASK	88
HYDREL	WALLWASHERS	96
IEPC	LAMPS/BALLASTS/CONTROLS	54

MANUFACTURER	CATEGORY	PAGE
INTENSE LIGHTING	DOWNLIGHTS TRACK	34 91
JESCO LED LIGHTING SOLUTIONS	LEDS AND DRIVERS	61
KURT VERSEN	DOWNLIGHTS	36
LAM LIGHTING	DIRECT/INDIRECT	46
LAMPS PLUS	DECORATIVE	24, 32
LED CONCEPTS	LEDS AND DRIVERS SPECIALTY	60 84
LEDTRONICS	DIRECT/INDIRECT LEDS AND DRIVERS	46 62
LED WAVES	LEDS AND DRIVERS	60
LEHIGH ELECTRONIC PRODUCTS	LAMPS/BALLASTS/ CONTROLS	57
LEVITON	LAMPS/BALLASTS/CONTROLS	56
THE LIGHTING QUOTIENT	LAMPS/BALLASTS/CONTROLS	59
LIGHTING SERVICES INC	TRACK	91, 92
LITECONTROL	DIRECT/INDIRECT	45, 50
LITHONIA LIGHTING	DIRECT/INDIRECT	44
LITON LIGHTING	DOWNLIGHTS	36
LUCEPLAN	DECORATIVE	30
LUMENPULSE	LEDS AND DRIVERS	66
LUTRON	LAMPS/BALLASTS/CONTROLS	54, 55, 56
LUXIM	SPECIALTY	82
MARK ARCHITECTURAL LIGHTING	DIRECT/INDIRECT	45, 50
MORLITE	INDUSTRIAL	52
MP LIGHTING	DOWNLIGHTS DIRECT/INDIRECT OUTDOOR/LANDSCAPE TASK WALLWASHERS	36 48 68 86 95
NO. EIGHT LIGHTING	WALLWASHERS	95
NORA LIGHTING	DOWNLIGHTS TASK	36 86
NULUX	WALLWASHERS	94, 96
ORBIT/EVERGREEN	OUTDOOR/LANDSCAPE	76, 78
OSRAM OPTO SEMICONDUCTORS	LEDS AND DRIVERS	61
OSRAM SYLVANIA	LAMPS/BALLASTS/CONTROLS LEDS AND DRIVERS SPECIALTY	54, 56, 57 62, 66 84
PHILIPS ADVANCE	LAMPS/BALLASTS/CONTROLS	54, 59



# products | index

MANUFACTURER	CATEGORY	PAGE
PHILIPS CAPRI	DOWNLIGHTS	38
	TRACK	91
PHILIPS COLOR KINETICS	LEDS AND DRIVERS	62
PHILIPS DAY-BRITE	EMERGENCY/EXIT	42
PHILIPS HADCO	LEDS AND DRIVERS	62
PHILIPS OMEGA	DECORATIVE	32
PHILIPS WIDE-LITE	OUTDOOR/LANDSCAPE	68, 70
PRESCOLITE	DOWNLIGHTS	40
PROGRESS LIGHTING	DOWNLIGHTS	38
SEA GULL LIGHTING	DOWNLIGHTS	34
	OUTDOOR/LANDSCAPE	74
SELUX	OUTDOOR/LANDSCAPE	78
SPI LIGHTING	DIRECT/INDIRECT	44
	WALLWASHERS	94
STUDIO ITALIA DESIGN	DECORATIVE	25, 26
	TASK	87


MANUFACTURER	CATEGORY	PAGE
SUN VALLEY LIGHTING	OUTDOOR/LANDSCAPE	76
TERSEN	OUTDOOR/LANDSCAPE	70
THOMAS RESEARCH PRODUCTS	LAMPS/BALLASTS/ CONTROLS	55, 56
TRAXON TECHNOLOGIES	LEDS AND DRIVERS	62
TRIPAR	SPECIALTY	82
USAI	DOWNLIGHTS	34
U.S. ARCHITECTURAL LIGHTING	OUTDOOR/ LANDSCAPE	68
VISA LIGHTING	SPECIALTY	84
VISTA LIGHTING	SPECIALTY	82, 83
VODE LIGHTING	DIRECT/INDIRECT	46
	TASK	87
W.A.C. LIGHTING	DECORATIVE	28
	DOWNLIGHTS	38
	TRACK	90

MANUFACTURER	CATEGORY	PAGE
WALDMANN LIGHTING	DIRECT/INDIRECT	45
	TASK	87, 88
WALLS+FORMS	SPECIALTY	83
WATTSTOPPER	LAMPS/BALLASTS/CONTROLS	56
WHITEGOODS LIGHTING	WALLWASHERS	96
XICATO	LEDS AND DRIVERS	62
ZISCHKE STUDIO	DECORATIVE	25
ZUMTOBEL	DIRECT/INDIRECT	50


## Meyda Custom Lighting Solutions



Stanley Theatre  
Utica NY



Yves Saint Laurent Boutique  
Bal Harbour FL



Traverse City MI  
Opera House

Innovations and technologies that transcend architectural lighting  
in today's commercial and residential markets.

Circle 173 or <http://archlighting.hotims.com/productinfo>

**Meyda Custom Lighting** A Meyda Tiffany Company  
800-222-4009 • [www.Meyda.com](http://www.Meyda.com) • [Sales@meyda.com](mailto:Sales@meyda.com)

# NeoCon<sup>®</sup>

World's Trade Fair 2010




M / T / W  
**JUNE 14-16** THE MERCHANDISE MART CHICAGO [NEOCON.COM](http://NEOCON.COM)


Circle no. 244 or <http://archlighting.com/productinfo>



PRODUCED BY MMPI



**IMPORT LIGHTING** .com  
the professionals guide to the world of lighting



**LIGHT**  
DIRECTORY .com

Get the latest on the Lighting Industry!

Circle no. 11 or <http://archlighting.com/productinfo>

### American Fluorescent Innovates Dimming

Create lighting ambiance with the new Dayton Pendant. Soft, deco-inspired lines of the Dayton shade add warmth and beauty to restaurants, hotels, office spaces and public areas. Dimming from 100% to 20% creates perfect lighting. Available in 24" and 30" diameters.



**AL.AmericanFluorescent.com**

Circle no. 13 or <http://archlighting.com/productinfo>




We are America's largest online retailer of authentic American-made barn lighting, restored vintage lighting, and galvanized ceiling fans. We offer a fully customizable line of Gooseneck Lights, Sconces, Pendants, and Chandeliers.

For a free product catalog:  
Call Us: 1.800.407.8784  
Visit Us Online: [www.BarnLightElectric.com](http://www.BarnLightElectric.com)



Circle no. 15 or <http://archlighting.com/productinfo>

### High-Efficiency Flexible Cathode Light Strip (Model H-FCLS)

Cathode Lighting Systems, the leader in long-life, modular cold-cathode fixtures, introduces a high-efficiency version of the popular Flexible Cathode Light Strip. Continuous, shadow-free cove effects are achieved at greatly-reduced wattages and even longer lamp life. As always, lamps are manufactured to perfectly and elegantly follow any straight, curved or angled architectural detail. Modular fixture design, contractor-friendly "plug and play" connections, and lamps that snap in and out make specification and installation easier than ever.




Circle no. 17 or <http://archlighting.com/productinfo>

**LRP-38**  
Energy efficient,  
with an input power of only 12 watts  
CRI of 92 at 2700K  
Low heat, Low UV  
The LED replacement for halogen PAR38s.

Circle no. 19 or <http://archlighting.com/productinfo>



**VIVID**

THINK THIN

Cradle to Cradle Silver Certified™  
Learn more at [litecontrol.com](http://litecontrol.com)

**LITECONTROL**  
employee owned | customer driven

Circle no. 180 or <http://archlighting.com/productinfo>



**SMEDMARKS**

"All You See Is Light"

Our minimalist linear T5, LED, and compact fluorescent luminaires provide the lighting design professional with unique photometric properties, efficient use of resources, a wide range of applications, the ability to adapt and customize for individual design needs, and quality components. Manufactured in the U.S.A.

EFFICIENT • VERSATILE • ADAPTABLE • CUSTOMIZABLE



**www.smedmarksinc.com**

Lightfair Booth # 171.

Circle no. 12 or <http://archlighting.com/productinfo>

### Ayre Architectural Lighting

Ayre Architectural Lighting provides custom design, engineering, and manufacturing for hospitality, retail, and residential spaces. The Lyric pendant, shown in oil rubbed bronze, is defined by delicately chamfered and tapered precision metalwork. Our standard line can be customized with a range of lamping, diffuser and finish options.



**877.722.2973**  
**info@ayrelight.com**

Circle no. 14 or <http://archlighting.com/productinfo>



**BULBRITE**

BULBRITE introduces a new generation of TURBO LEDs featuring innovative heat sink technology constructed with ultra-thin thermal fins for maximum heat transfer. With an IP 65-rating and a low junction temperature of 65° C, this energy-efficient and environmentally friendly TURBO series is available in several lightweight, diminutive sizes and styles: MR16s and PARs.



Circle no. 16 or <http://archlighting.com/productinfo>

### Columbia Lighting

Columbia Lighting's RKT retrofit kits are the most cost-effective way to transform your existing 2' x 2' and 2' x 4' parabolic or lens troffer fixtures. These kits contain the very latest in fluorescent lighting technology, which result in up to 58% energy savings without sacrificing light levels. All kits come pre-wired and include reflector inserts to improve finish and fixture efficiency.



**For more information, visit [www.columbialighting.com](http://www.columbialighting.com)**

Circle no. 18 or <http://archlighting.com/productinfo>

### DIALux

DIALux is a lighting design software free of charge with photo realistic visualization capabilities. Catalogues of more than 120 manufacturers can be used as well as the import of photometric files (IES, EULUMDAT).




**Get your free copy at [www.dialux.com](http://www.dialux.com) or visit us at Lightfair LasVegas, booth #2420.**

Circle no. 20 or <http://archlighting.com/productinfo>

### Lithonia Lighting

Lithonia Lighting's new RTLED volumetric recessed lighting is a better way to deliver ambient LED white light. RTLED is a convergence of high performance LED systems, advanced refractive optics, and sophisticated control technologies. Market-tested and -approved, RTLED reduces labor costs, cuts energy expenses and supports sustainability goals.



Circle no. 181 or <http://archlighting.com/productinfo>

### Lithonia Lighting

Lithonia Lighting is excited to introduce the Rayzer, a LED Modular Lighting System. Ideal for task, office, cove, utility and display lighting, the LED Rayzer's sleek low profile design delivers maximum energy savings and unmatched versatility. Find out why the Rayzer is a cut above the rest at [www.lithonia.com/rayzer](http://www.lithonia.com/rayzer) today.



Circle no. 182 or <http://archlighting.com/productinfo>

### New Radio Powr Savr™ wireless occupancy sensor from Lutron

The new Radio Powr Savr™ from Lutron® is an innovative wireless occupancy/vacancy sensor designed for easy installation and optimum energy savings. It installs in minutes and requires no wiring. It utilizes cutting-edge Lutron XCT™ detection technology to sense fine motions, and has a 10-year battery life.



Learn more at [www.lutron.com/occsensors](http://www.lutron.com/occsensors).

Circle no. 184 or <http://archlighting.com/productinfo>

### MechoShade Systems

The automated SunDialer™ system by MechoShade Systems is a cost-sensitive technologically advanced solar-shading controller, which maximizes daylight harvesting, comfort, and views. It incrementally adjusts the shades based off the sun's position, weather conditions, and the ASHRAE theoretical clear-sky model. SunDialer™ controls up to twelve zones, has a built-in IP interface, and integrates with third party control systems.



Visit [MechoShadeSystems.com](http://MechoShadeSystems.com)

Circle no. 186 or <http://archlighting.com/productinfo>



get the skinny on naro, the new indirect suspended and wall mounted luminaire from peerless.

(1,2,3) T5/T5HO  
14" spacing  
92% efficiency



[www.peerless-lighting.com](http://www.peerless-lighting.com)

Circle no. 188 or <http://archlighting.com/productinfo>

### High Power MR16 LED Bulbs

Super Bright LEDs introduces its newest High Power MR16 LED Bulb. Utilizing one 6 Watt Cree MC-E LED that achieves light output up to 330 lumens, similar to a 35~40 Watt incandescent bulb, these are some of the brightest MR16 LED bulbs on the market. Lower operating temperatures and lighter weight result from the advanced Thin-Fin aluminum design.

[superbrightleds.com](http://superbrightleds.com)




Circle no. 251 or <http://archlighting.com/productinfo>



Providing custom glass work for your lighting and architectural needs.

Call us at:  
1-800-833-0410  
[joseph.barbera@wheaton.com](mailto:joseph.barbera@wheaton.com)  
[www.glass-warehouse.com](http://www.glass-warehouse.com)



Circle no. 253 or <http://archlighting.com/productinfo>

### lumenbeam

The Lumenbeam is an IP66 outdoor luminaire perfect for all architectural flood lighting applications in both exterior and large public interior spaces. The Lumenbeam is using only 4.4 watts, producing 2413 delivered lumens and distributing 98269 candelas at nadir with the 6" optic. The Lumenbeam offers unmatched photometric performance on the market today.



[www.lumenpulse.com](http://www.lumenpulse.com)

Circle no. 183 or <http://archlighting.com/productinfo>

### No!

Designed for the lighting needs of today's spaces, No! offers easy installation, incredible accessibility and an ultra shallow design. It features a patent-pending install-from-below option and a quick-release ballast/lamp compartment that make installation and maintenance a snap. With versions as shallow as 1 1/2 inches deep, No! can fit in virtually any plenum space.




MARK ARCHITECTURAL LIGHTING  
An Acuity Brands Company

[www.marklighting.com](http://www.marklighting.com)

Circle no. 185 or <http://archlighting.com/productinfo>

### NoUVIR Lighting

True adjustable 5° to 50° beams. Perfect color. No scatter. Photo shows single NoUVIR Pinspot at a 60-foot throw. One projector powers 32 luminaires. 10-year warranty includes fiber. Pure-white, stone-cold fiber optic lighting with No UV and No IR ... only from NoUVIR.




Visit [www.nouvir.com](http://www.nouvir.com) or call 302.628.9933

Circle no. 187 or <http://archlighting.com/productinfo>

### SELUX

The NOTCH LED BOLLARD uses cutting-edge LED technology to offer a functional bollard with contemporary design suitable for a wide range of commercial/residential applications. SELUX offers a comprehensive range of high quality interior and exterior luminaires, including solar, LED, and many IDA-approved "Dark-Sky Friendly" fixtures.



[selux.com/usa](http://selux.com/usa)

Circle no. 189 or <http://archlighting.com/productinfo>

### FAÇADE

The FAÇADE neatly accents architectural building design with light framed in basic geometric shapes. In addition to its ten standard face plates, FAÇADE offers six accent color options and is available in LED. The TERSEN FAÇADE is the perfect complement to modern building architecture.



[www.tersenlighting.com](http://www.tersenlighting.com)

Circle no. 252 or <http://archlighting.com/productinfo>

### FOR INFORMATION

on how to be a part of the next  
ARCHITECTURAL LIGHTING

special advertising section, contact Erin Schneider at  
773-824-2445.

search.  
source.  
learn.  
connect.  
ebuild.

**ebuild** is the destination for construction pros searching for information about building products.

**ebuild** is a source of unbiased coverage of new products, trends and news. Pros visit **ebuild** to learn how to do their jobs faster, safer and easier.

**ebuild** connects pros to product manufacturers, experts and peers.

hanley▲wood

**ebuild**

a 360 degree view of  
product information

[ebuild.com](http://ebuild.com)

PAGE	ADVERTISER	CIRCLE NO.
15	Acriche	30
49	Acuity Brands	32
51	American Fluorescent	245
50	Amerlux	99
32	Apollo Design Technology	227
65	ARCAT	90
39	Artemide	95
64	Ayre Architectural Lighting	241
26	Barn Light Electric	63
22	Bartco Lighting	21
53	BetaLED	69
66	Bulbrite	223
14	Cathode Lighting Systems	234
2	Cooper Lighting	25
47	Cree LED Lighting	61
97	CSI	87
48	Delray Lighting	68
3	DeltaLight	91
4	DIAL	29
30	DMF Lighting	242
95	Engineered Lighting Products	73
11	ERCO	77
77	FEELUX Lighting Inc.	238
63	Gardco	80
73	Gotham	75
79	Holophane	220
89	Hubbell	59
35	Humanscale	226
28	Hunza	190
37	IALD	246
58	Insight	79
67	Intense Lighting	58
31, 43	Leviton	35, 240
71	Litecontrol	27
29, 40	Lithonia Lighting	44, 239
75	Luminis	212
C4	Lutron	37
9	Mark Architectural Lighting	177
41	MechoShade Systems	78
100	Meyda Custom Lighting	173
17	MIRO by ALANOD	83
99	Molex	203
93	Neo Con	244
6	Nora Lighting	243
85	NoUVIR Lighting	71
81	Renaissance Lighting	224
27	Schneider Electric	198
C3	Schreder Lighting	193
13	SELUX	53
5	SPI Lighting	50
88	Super Bright LEDs	236
C2-1	SYLVANIA	237
7	Tersen Lighting	199
57, 59	Visa Lighting	38, 235
16	WattStopper	57
33	Zumtobel	211



# Joel Spira

REDEFINING LIGHTING'S CAPABILITIES THROUGH CONTROLS

**Lutron is synonymous with lighting controls**, and the wizard behind the company's curtain is the unassuming Joel Spira. Tasked with designing a trigger for a nuclear bomb while in the Navy after World War II, Spira assembled a switch relay only to discover that it shattered and did not work. A colleague then showed him a silicon-controlled rectifier (SCR), an electronic device no bigger than one's fingertip. Discovering that the SCR could harness a lot of energy, he wondered if it could be used to control an incandescent lamp—and the rest, as they say, is history. He created the first electronic solid-state dimmer in 1959 and established Lutron Electronics in 1961 to sell his invention. Credited with 205 patents, Spira's dimmer has few limits when it comes to lamp source, or project type and size. As lighting becomes more digital, controls offer even greater possibilities for energy savings—all with the simple touch of a button. **ELIZABETH DONOFF**

**What makes a great piece of lighting equipment?**

Anything that enhances the visual environment and saves energy.

**What are some significant changes you've seen in the lighting industry?**

Improvements to light sources and fixtures, the large-scale influence of the lighting designer, and the development of electronic controls and software.

**Your thoughts on LEDs?**

They are establishing their space in the lighting environment, but what that will be has yet to be determined. Incandescent, halogen, and fluorescent are not dead. With controls they can equal and exceed the energy savings of the newer devices—and with lower cost and better color.

**What are some of the misconceptions about lighting controls?**

The size of different systems and how they can be programmed. Additionally, you don't have to put an entire system in all at once; you can stage it over time.

**Are lighting controls' contribution to energy savings fully recognized?**

No. Various credits, such as LEED, are given for sustainable solutions and there are a number of government subsidies for solid-state lighting initiatives, but energy savings via dimming is not recognized. Dimming works well and saves energy.

**What is the next great advance in lighting controls?**

Coordinating all light sources in a room and in a building with wired and wireless networks, which can then sync with the utility grid. Lighting controls offer a universal connection point for economic, societal, and environmental issues.




# Schröder

Schröder Group GIE

## The Right Light

Come see us



INTERNATIONAL

The future. Illuminated.

**Booth # 2273**

- LAMP OPTIONS

**LED** HID



INCLUDING PHILIPS COSMOPOLIS™



- HIGH PERFORMANCE OPTICS
- LOW MAINTENANCE
- DURABILITY
- CONTROL


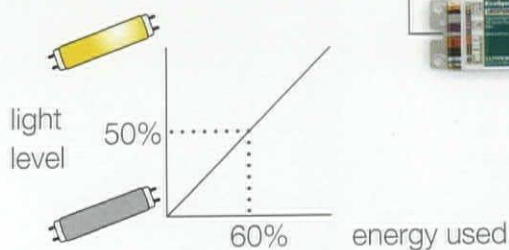
# How **smart** is your lighting?

**NEW Quantum** light management solutions can **SAVE 60%** of lighting energy used in your building. **Now that's smart.**

Lutron® solutions use dimmers, sensors, ballasts and shades to save energy while improving the productivity of your employees. **Now that's brilliant.**


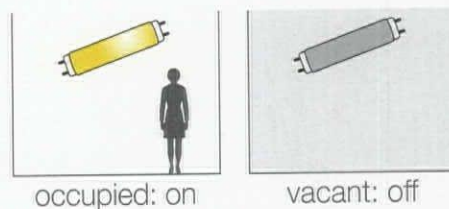
## Fluorescent Dimming

- Light level is proportional to energy use
- Dim your lights and you'll use less energy
- Dimming lights by 50% uses only 60% of the energy—saving 40%



## Occupancy Sensors

- Sensors automatically turn lights off when a room is vacant
- Easy to retrofit with wireless communication and 10-year battery life
- Can provide up to 20% lighting energy savings



## Automated Shades

- Hyperion™ solar-adaptive shades can save 10% on HVAC

**Summer Days:** close shades to keep heat out and provide soft, even light, for an enjoyable work environment

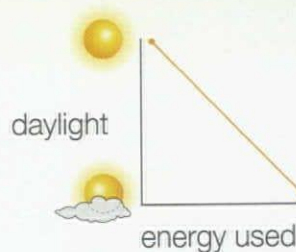
**Winter Nights:** close shades to keep heat in

**Year Round Days:** close shades to reduce glare and increase employee productivity



## Daylight Sensors

- Automatically dim or turn off overhead lights when daylight is available
- Can provide up to 20% lighting energy savings



For more information on what Lutron Quantum solutions can do for you—or to schedule an on-site lighting energy assessment—call **1.888.LUTRON1** or visit **www.lutron.com**



©2010 Lutron Electronics Co., Inc.

save energy with Lutron™ 