

RECORD

COMBINED WITH AMERICAN ARCHITECT AND ARCHITECTURE

EXPANDING THE FIELDS OF SERVICE	83
An Editorial . . . by Kenneth K. Stowell	
THE NEW TRIPLER GENERAL HOSPITAL	84
Island of Oahu, T.H. Medical Department, United States Army; Corps of Engineers, United States Army; York and Sawyer, Architect-Engineer-Manager	
PREFABRICATION FOR FLEXIBLE PLANNING	96
Wurster and Bernardi, Ernest J. Kump, architects associated	
PREFAB POINTED TOWARD POSTWAR SALES	99
Experimental Houses by Prefabricated Engineering Co. Arnold Southwell, A.I.A., architect	

BUILDING TYPES STUDY No. 104 . . . HOSPITALS	104
THE PRESENT OPPORTUNITY	106
By Thomas Parran, Surgeon General, U. S. Public Health Service	
A CHALLENGE TO HOSPITAL ARCHITECTS	106
By Henry Saylor, for A.I.A. President James R. Edmunds, Jr.	
AMERICA'S FIRST HOSPITAL INVENTORY	107
By A. C. Bachmeyer, M.D.	
COORDINATED HOSPITAL SERVICE PLAN	108
RURAL HEALTH CENTER WITH 10-BED NURSING UNIT ..	110
Plan suggestion by Hospital Facilities Section, U. S. Public Health Service	
50-BED RURAL HOSPITAL AND PUBLIC HEALTH CENTER 112	
Plan suggestion by Hospital Facilities Section, U. S. Public Health Service	
200-BED HOSPITAL FOR THE LARGE URBAN DISTRICT	116
Plan suggestion for the "district" hospital by the Hospital Facili- ties Section, U. S. Public Health Service	
THE GEORGETOWN UNIVERSITY HOSPITAL	121
Washington, D. C. Kaiser, Neal & Reid, architects	
TIME-SAVER STANDARDS . . . Hospital Elements	125
THE RECORD REPORTS . . . News from the Field	7
FOR BETTER BUILDING	20
News of Materials, Equipment and Methods	
LETTERS	26
REQUIRED READING	134
INDEX TO ADVERTISEMENTS	214



M. JUDD PAYNE, Vice-President in charge of Magazine Division • Copyright 1945 with all rights reserved F. W. DODGE CORPORATION

EDITOR-IN-CHIEF, Kenneth Kingsley Stowell, A.I.A.; Managing Editor, Emerson Noble; Associate Editor, Douglas Haskell; Associate in South America, Edmund J. Whiting, A.I.A.; Assistant Editor, Jeffrey H. Livingstone; Desk Editor, Florence

A. van Wyck; Art Director, W. K. Allen. CONSULTANTS: Industry Relations Consultant: Thomas S. Holden. Statistical Consultant: Clyde Shute. Building Economics Consultant: Norbert Brown. Field Research Consultant: Clifford Dunnells, Jr.

Architectural Record (combined with American Architect and Architecture) is published monthly by F. W. Dodge Corporation, 34 No. Crystal St., East Stroudsburg, Pa., with Editorial and Executive Offices at 119 West 40th Street, New York, N. Y. Thomas S. Holden, Pres.; Howard J. Barringer, Vice-Pres. and Treas.; Irving W. Hadsell, Vice-Pres.; Chauncey L. Williams, Vice-Pres.; Sanford D. Stockton, Jr., Secy.; Walter F. De Saix, Asst. Treas.; Edwin H. Freed, Asst. Treas. Member Audit Bureau of Circulation and Associated Business Papers, Inc. Architectural Record is indexed in Reader's Guide, Art Index and

Industrial Arts Index. Subscription rates: United States and Possessions, Canada, Cuba, Mexico, Central and South America, \$3 the year, \$5 for two years, \$6 for three years; elsewhere, \$5 the year; single copy, \$1. Circulation Manager: Marshall Ginn. Every effort will be made to return material submitted for possible publication (if accompanied by stamped, addressed envelope); but the editors and the corporation will not be responsible for loss or damage. Other Dodge Services: Real Estate Record & Builders' Guide, Sweet's Catalog Files, Home Owners' Catalogs, Dodge Reports & Dodge Statistical Research Service.

Selecting FLUSH VALVES FOR HOSPITALS

• A recent survey among architects, widely experienced in hospital design, discloses a number of interesting trends in flush valve applications for hospitals. For example, there seems to be a trend toward the use of foot-operated combinations; there is a marked preference for *silent-action* flush valves. These trends and others are discussed in the booklet offered below.


Of course, a primary consideration in the selection of any flush valve combination is dependable, trouble-free *performance*, characteristic of all Watrous Flush Valves.

Very important also is *economy*—here the simple Watrous Water-Saver adjustment makes possible savings of many thousands of gallons of water each year.

Maintenance is another factor. This has been simplified by the convenient, single-step servicing feature of Watrous Flush Valves.

And significantly important to the comfort and convenience of the patients is the noise reduction gained by the use of Watrous "SILENT-ACTION" Flush Valves.

Combine all these qualities in the flush valves for your new hospital or modernization program by choosing Watrous Flush Valves—a selection that will be a constant source of satisfaction over the years to come.



Official U.S. Navy Photograph



• Naval Medical Center, Bethesda, Maryland, is equipped with Watrous Flush Valves. Designed by Navy Department with Paul P. Cret as Consulting Architect. Consulting Engineers: Moody and Hutchison. Plumbing Contractor: Standard Engineering Co.

• Fitzsimmons General Hospital, Denver, Colorado. Watrous Flush Valve equipped. Architect: Construction Division of Quartermaster General's Office. Supervising Architect: L. M. Leisenring. Plumbing Contractor: Thos. F. Shea Co., St. Paul, Minn.

• Cook County School of Nursing, Chicago, Ill. Watrous Flush Valves throughout. County Architect: Eric E. Hall. Consulting Engineer: Willis J. Dean. Plumbing Contractor: E. J. Young & Co.

ARCHITECTS' VIEWS ON FLUSH VALVE APPLICATIONS

A survey of interesting trends in the selection of flush valves for postwar buildings is given in Bulletin No. 477—"How Architects Look at Flush Valve Applications". Write for your copy. See Sweet's Catalog for full information on Watrous Flush Valves.

THE IMPERIAL BRASS MFG. CO., 1240 W. Harrison St., Chicago 7, Illinois



Watrous Flush Valves

DISTRIBUTED THROUGH WHOLESALERS OF PLUMBING MATERIALS

THE RECORD REPORTS

Materials Shortages Remain • Postwar Recommendations Outlook for Building • Plant Construction Predictions New Construction Division • OPA's Price Control Policy

Two conflicting forces now claim the attention of Washington officials charged with helping building men. On one side is the continuing hobble of material shortages, and related government controls, keeping operations at a minimum; on the other is the enormous, nation-wide construction backlog.

War agency men voice the heartening assurance that shortages and controls will fade soon and that 1946 will see a striking upsurge in building. But they see only a gradual, restricted outlook for the current year.

Relaxation of controls in the wake of V-E Day brought some stimulus for the July-September quarter. WPB's Construction Bureau anticipates a 10 to 20 per cent increase in construction volume. Further relaxations are on tap; in fact, John L. Haynes, Construction Bureau Director, predicts lifting of all construction curbs by the New Year. In the interim, items of "fringe essentiality," such as hospitals, will be given right of way. In one special case an additional 23,000,000 board feet of lumber was allotted for distribution to farmers for emergency maintenance and repair of dwellings during the third quarter.

But the shortages remain. No loosening of the lumber bottleneck can be pointed to with an accompanying wealth of supplies for building. Cast iron soil pipe looks bad. So do some other components, although perhaps in lesser degree. Even were these bottlenecks cleared up, the seasonal factor of fall shortly will begin to extend its shadow over the northern half of the country.

Postwar Recommendations

Recommendations on postwar public works and construction recently submitted to the House by its Special Committee on Postwar Economic Policy and Planning include several significant points. Note the following:

1. A Construction Policy Board should be established to guide policy for the nation's construction program. This Board should coordinate and supplement available information and research, should coordinate policy on scheduling and clearing of all federal projects, should arrange for close cooperation with state and local construction programs, and should advise

with representatives of the construction industry. It should be set up within the Executive Office of the President to determine over-all policy at the top level.

2. The federal government should hold out no aid or promise of aid to states or municipalities for financing until the construction industry has had a chance to get back to normal peacetime production. There is no apparent need for such aid until the construction demands for business reconversion, for urgent housing, for public and private maintenance work, and for the expansion of enterprise to create new productive employment, have been met.

3. The federal government should be prepared to make advances later to state and local governments. It should encourage the planning of a shelf of useful public works.

Outlook for Building

"Reasoned estimates," says the Committee, "indicate that during the five years following the end of the war not less than \$15 billion of new industrial plant and commercial construction will be required by American business. Over the same period private housing

will need to be replenished at an average of about three-quarters of a million dwelling units per year. These figures represent construction demand, exclusive of deferred maintenance and repairs, both public and private, which together will average nearly \$6 billion annually." (See table next page.)

Here are some of the further recommendations of the Committee: "New financing and technical devices should be made available to the general run of contractors to stimulate private construction generally; and especially housing in the middle and low-rental fields. Encouragement should be given to the elimination of obsolete building codes; modification of restrictive practices; use of improved materials and construction methods designed to reduce costs, increase efficiency and thus widen the market for new construction. A wider and more stable market should carry with it a greater assurance to the construction workers of stable annual incomes."

Once the war with Japan is ended, the Committee anticipates that there will be a demand out-running the available supply of men, materials and completed plans. Once the supply has caught up with the more urgent demands, the aim of the public policy should be to keep a reasonable "plateau" for the construction industry of about \$21 billion, about one-fourth for maintenance and current repairs and the rest for new construction and major alterations. (The figure is based on 1943 prices.) In the interim the Committee sees considerable slowness



(Continued on page 10)



"There's nothing like starting off with a clean slate, is there, Hans?"

—Drawn for the RECORD by Alan Dunn

**For all shapes
of floor plans and
plant arrangements**





TROY LAUNDRY PHOTO PLAN No. 3146
NUWAY LAUNDRY COMPANY
CLEAN TOWN, U.S.A.
Developed by
TROY LAUNDRY MACHINERY DIVISION
Sales Engineering Dept. Date 6-4-45
Print No. 1945-1

Copyright 1945, American Machine and Metals, Inc.

WHAT TROY *Photo-Plan* SERVICE INCLUDES

- 1** An 11" x 14" attractively mounted glossy photo showing dimensional scale models of laundry equipment on your own miniature floor plan.
- 2** A complete list of all equipment shown . . . keyed by numerals for easy identification.
- 3** A typed proposal that includes equipment specifications and prices.
- 4** Detailed engineering blueprints of final equipment arrangement upon your acceptance of "Photo-Plan" layout.





Greater Efficiency for your Postwar Laundries Assured with **TROY Photo-Plan SERVICE**

This is a new service for architects and engineers, designed to give increased efficiency to postwar laundries.

Now, with TROY "Photo-Plans," you can see life-like photographs of scaled, three-dimensional models of your client's present and proposed laundry equipment — set up in accordance with your own floor plans.

Each Photo-Plan Custom Made

Before photos are taken, Troy engineers and laundry layout advisers make a careful study of the job. This includes consideration of the building facilities, work flow, present equipment and potential work volume. Solutions to all problems are worked out; drawings made. From these drawings the proposed laundry, in miniature, is then "set up" and photographed.

Advantages to you — Enables you to see and study the actual location and arrangement of laundry equipment fitted to your own building layout.

Shows how your client's laundry can be departmentalized on a high-speed production line basis for greater profits.

Helps determine aisle clearances, window and door arrangements for maximum production efficiency.

Provides helpful aid for use in discussion with your associates, client, and contractor.

Minimizes chances for costly changes sometimes necessary after job has been completed.

How to get TROY'S Photo-Plan SERVICE

Without obligation, TROY will furnish you with an attractively mounted 11" x 14" glossy photo of your client's proposed new laundry.

Ask your TROY representative for complete details, or write the TROY office below serving your territory.


WPB LIMITATION ORDER L-91 LIFTED

"Section 3302.16 Limitation Order L-91 is revoked. This revocation does not affect any liabilities incurred under the order. The manufacture and delivery of commercial laundry equipment, commercial dry cleaning equipment, and tailors' pressing equipment remain subject to all other applicable regulations and orders of the War Production Board. Issued this 11th day of May, 1945."

—War Production Board

ATLANTA . . . Candler Building
BOSTON . . . 409 Park Square Building
CHICAGO . . . 310 South Michigan Ave.
CLEVELAND . . . 1211 Leader Building
DALLAS . . . Mercantile Bank Building
KANSAS CITY . . . Midland Building
LOS ANGELES . . . 149 W. Washington Blvd.

MINNEAPOLIS . . . Foshay Tower
NEW YORK . . . Woolworth Building
PHILADELPHIA . . . 12 South 12th Street
SAN FRANCISCO . . . 1201 Folsom Street
SEATTLE 2535 5th Avenue
ST. LOUIS Arcade Building
WASHINGTON, D.C. . . . 1333 G St., N.W.



TROY

LAUNDRY MACHINERY

DIVISION OF

American Machine and Metals, Inc.

East Moline, Illinois

Estimated construction activity during the first peace years¹

(Assuming general high employment)

[In millions of dollars²]

	1946	1947	1948	1949	1950
Total, all construction.....	12,500	14,850	17,500	19,450	20,700
Private.....	9,200	10,800	12,300	13,650	14,350
Public.....	3,300	4,050	5,200	5,800	6,350
Total new construction.....	6,000	8,750	12,000	14,250	15,500
Private construction.....	4,000	6,000	8,000	9,550	10,250
(a) Residential, nonfarm.....	1,500	2,750	3,800	4,600	5,000
(b) Farm.....	325	375	450	475	500
(c) Commercial.....	320	490	750	1,000	1,000
(d) Industrial.....	775	900	950	950	975
(e) Institutional and miscellaneous.....	230	360	525	700	850
(f) Public utilities.....	850	1,125	1,525	1,825	1,925
Public construction.....	2,000	2,750	4,000	4,700	5,250
(g) Military and naval.....	125	75	50	50	50
(h) Housing.....	100	150	200	250	350
(i) Highways, airports, bridges, etc.....	800	1,225	1,900	2,200	2,300
(j) Nonresidential buildings.....	425	575	850	1,025	1,175
Institutional and administrative.....	375	550	825	1,000	1,150
Industrial and commercial.....	50	25	25	25	25
(k) Conservation, sewage, water, etc.....	550	725	1,000	1,175	1,375
Total maintenance and minor repairs.....	6,500	6,100	5,500	5,200	5,200
Private.....	5,200	4,800	4,300	4,100	4,100
Public.....	1,300	1,300	1,200	1,100	1,100

¹ Assuming VJ-day Dec. 31, 1945.

² Current dollars.

Sources: New construction: Federal Works Agency. Maintenance and minor repairs: Bureau of Labor Statistics data adjusted to current price levels.

in construction pick-up. Among other factors, it cites the organization of manpower and facilities, transportation bottlenecks, and the natural time lag from the release of essential materials until they are actually in use.

It appears from the Committee's study that the construction industry can increase total new construction—from a level of about \$6 billion at current prices in the first peace year—at the rate of \$2½ to \$3 billion per year over the first five postwar years. This would mean a total new construction, private and public, of close to \$12 billion by the end of the second postwar year.

Plant Construction

As to the gigantic backlog of building, in addition to the housing indications presented in these columns previously, an estimate is now available of planned capital outlays by manufacturers for construction. Using direct inquiries to business as a base, the Department of Commerce finds that for the period from July 1, 1945 to June 30, 1946 manufacturers have plans for expenditure of roughly \$1,350,000,000 for plants, or 30 per cent of an over-all outlay of \$4,500,000,000 for plant, equipment and alterations. The amount for alterations is expected to run high due to reconversion needs.

As might be expected, the projected construction exceeds the prewar rate—it is roughly three times greater. Every

industry group, says the Department, plans outlays well above the 1939 level. Development of new, war-stimulated products is listed as one of the causes, although wartime restrictions on normal construction have been the main factor in piling up the heavy backlog.

The Commerce Department warns, however, that these business plans are "in various stages of formulation" and cannot be considered a forecast, least of all a commitment. But they are helpful to the building industry as a "look-see" ahead.

Outlays by Industries

The study shows heaviest outlays planned by industry groups for the three items (plant, equipment and alterations) in the following order: (1) chemicals and allied products, products of petroleum and coal, and rubber products; (2) food and kindred products (including beverages) and tobacco; (3) transportation equipment, including automobiles; (4) textile-mill products and other fiber manufacturers, apparel and other finished products, and leather and leather products; (5) paper and allied products, and printing, publishing and allied industries; (6) machinery, including electrical; (7) iron and steel and their products; (8) stone, clay and glass products; (9) lumber and timber basic products, and furniture and finished lumber products; (10) non-ferrous metals and their products; (11) miscellaneous.

New Construction Division

Henry A. Wallace, the former Vice-President and now Cabinet member for Commerce, has got the Congress to let him move into the field of construction in a bigger, broader way. His request for funds to collect data on trends in the construction industry makes possible a Construction Division in the Bureau of Foreign and Domestic Commerce.

The new Division's program is outlined by Dr. Amos E. Taylor, director of the Bureau of Foreign and Domestic Commerce, in three main points as follows:

1. Rapid expansion of construction activities as the nation moves out of a wartime into a peacetime economy.

2. A higher postwar volume of activity in this field because of its importance in the business picture as a whole.

3. A more even flow of construction activities.

Dr. Taylor points to the need for estimating construction volume by types and by geographical location. Also needed, he says, are estimates of the physical quantity of materials to aid industry in determining markets and the availability of supplies, and to make possible the tracing of potential bottlenecks. He stresses one additional point, studies on the possibilities of the construction industry as a major outlet for investment.

In this connection, stress is laid by the Department on the preponderant role of small business in the construction field. On the basis of 1939 census figures, out of a total roughly of 215,000 establishments, about 87 per cent were reported doing business of less than \$25,000 annually.

Postwar Blueprints

Blueprinting of postwar public works projects, with federal help, is moving ahead. The Federal Works Agency, in its first announcement of federal funds advanced, reported a total of 162 applications and approval of 36 for the sum of \$1,004,443. This is from the \$17,500,000 previously authorized by Congress for aid in postwar planning.

Projected facilities scattered through 13 states, include hospital, school, recreation, water, sewer and drainage; also street improvements, a municipal wholesale produce market, municipal building, and a municipal garage.

Price Controls

The future of prices and price controls on building materials is sketched in policies announced by OPA Administrator Chester Bowles. He makes this point clear: price controls on building materials will be among the last to

(Continued on page 12)

design for lasting appreciation with Dow plastics



Screen from **SARAN**
leads the way

Among countless plastic materials Saran has the inside track in the architectural field. Screen from Saran has already proved itself—is an accepted product in up-to-the-minute building plans. High ranking among advantages that have brought it popularity over the best metal screens is resistance to corrosion. Saran simply *can't* rust. It's not affected by salt air, rain, snow, or fog. It possesses stamina, has a tensile strength of 50,000 pounds per square inch, yet is extremely resilient. Saran's beautiful colors are a part of the material itself—there's no need of repainting and there's no danger of ugly streaking of sills. These and other advantages support the prediction of a brilliant future for screen from Saran.

Other Dow plastics are headed for success in building—close on the heels of the leader. For example, Styron and Ethocel possess properties definitely fitting them for many unique architectural duties. These materials are worthy of your consideration—any Dow plastics technician will be glad to discuss them with you.

THE DOW CHEMICAL COMPANY • MIDLAND, MICHIGAN

New York • Boston • Philadelphia • Washington • Cleveland • Detroit • Chicago
St. Louis • Houston • San Francisco • Los Angeles • Seattle



TRIM WITH ETHOCEL

Tough trimming material that absorbs bumps without bruising. It's available in many attractive colors—transparent or translucent. Ethocel trim lends color and protection to many a corner.



FIXTURES OF STYRON

Low priced plastic available in beautiful colors—clear, opaque or translucent. Styron is light in weight yet dimensionally stable. You'll see a lot of it in future homes and buildings.

Let's work it out together



We at Dow feel that the successful use of plastics in architecture is not a one-man nor even a one-industry job. It calls for the combined skill and experience of architect, plus fabricator, plus raw materials producer. Working together, this team saves time and money and puts plastics to work successfully. Call us—we'll do our part.



PLASTICS

STYRON • STYRALOY • ETHOCEL • ETHOCEL SHEETING
SARAN • SARAN FILM • STRIPCOAT

THE RECORD REPORTS (Continued from page 10)

go. Deferred repairs and private plans for home building, he says, with the high level of wartime savings, will work to prevent early stabilization of supply and demand factors.

In general, OPA plans to end price controls on a selective basis. When supply and demand on any given item gradually equalize, the price ceilings will be temporarily suspended. If over a given period the prices remain stable, complete control will be relinquished.

Rent Ceilings

Rent controls will be removed increasingly this summer. However, Mr. Bowles advises that removal of the controls by areas is under continuous study and that OPA already has pulled out of some areas. In view of this, should it become impracticable to administer rent controls on a national scale, it will be up to the state and local governments to take over where continued control is necessary. The District of

Columbia, for instance, has its own rent control act.

Rent ceilings recently have taken an upset in the United States Emergency Court of Appeals in the national capital. The court ruled, in a two-to-one decision, that present maximum rents for luxury type housing accommodations in New York City (renting for \$100 or more per month) must be raised to give the owners higher returns. The rents have not proved generally fair and equitable, said the court. It gave OPA 30 days to raise ceilings to a point where the owners could show a rent return comparable to rents received in 1939.

Cement Case

No quick effects are foreseen in Washington from the Justice Department's anti-trust case against the cement companies. Although practically all cement production—more than 400 plants in 35 states — is covered, the

course of the case through the courts is expected to be slow. Ultimately a ruling from the Supreme Court is counted on.

Wendell Berge, Assistant Attorney General in charge of the Anti-trust Division, advises that the government wants the Cement Institute dissolved; wants mills to quote prices and sell cement either f.o.b. mill or on a delivered-price basis, at the election of the purchaser; wants each mill to establish separately the same mill price for all buyers of the same class purchasing similar quantities, without reference either to destination point or use of the product; wants any mill to have the privilege of meeting the delivered price of any competing mill at any destination point by absorbing a part of the transportation cost, and wants no mill to charge a higher delivered price than the mill price plus the actual common carrier transportation cost.

The Anti-trust Division chief asserts, in this connection, that identical bids on cement were received on such large

(Continued on page 14)



General view of postwar Toledo according to Norman Bel Geddes' plan. Airport, almost in heart of city, has adjoining seaplane base, underground terminal building

TOLEDO LOOKS AHEAD

A postwar rebuilding scheme of gigantic proportions was introduced to the citizens of Toledo, Ohio when a 61-foot model of the redesigned city was put on display on July 4th.

The 47-section model forms the central feature of a civic rehabilitation exhibition organized by the Toledo Tomorrow Committee, a representative

group of the city's government, business and education officials. The model, which cost \$250,000 to build, is the work of Norman Bel Geddes & Co., industrial designers, in collaboration with Major Alexander de Seversky, aircraft engineer, Earle Andrews, highway authority, and the late Col. Henry N. Waite, railroad consultant. Geoffrey N. Lawford, architect, was in charge of the project.



To relieve traffic congestion: sunken highway running through center of city

Chief features of the model are a central air, rail and bus terminal in the heart of the city, consolidated freight and marshalling yards, and an express highway system to eliminate motor traffic congestion. Most buildings in the business district are limited to three stories in height as a further means of preventing traffic congestion, and the entire district is surrounded by parks and residential communities. Some of the express highways are underground, as are the railroad approaches to the central terminal. There is a separate cargo airport.

Of particular interest is the location of the airport only five minutes from the center of the city. The airport itself is of the most modern design, with an adjoining seaplane base, an underground terminal building, and provisions for jet-propelled planes in the runway lengths of 5700 feet.

TYPE

TW'ON

(thermo-plastic)

is a superior building wire (600 volts)

It offers these advantages over other types of electrical wiring:

- Superior dielectric properties, permitting minimum diameters.
- Greater number of Type T wires to the conduit, increasing wattage capacity as much as 212%.
- Better aging properties.
- Exceptional flame resistance.
- Approved for operating temperatures up to 60°C (140°F).
- Abrasion resistant—fibrous coverings unnecessary.
- High resistance to most acids and alkalis, alcohol, gasoline, oils and greases.
- Wide color range for easy identification. Permanent colors.



Available in all standard sizes up to 2,000,000 CM. Sizes 14 to 4/0 are approved by Underwriters' Laboratories. And for unusually moist locations, specify National Electric Type TW. Engineering data on request.

National Electric
PRODUCTS CORPORATION
Pittsburgh 22, Pa.

See, Feel, and Hear Why HI-DENSITY LEAD

Improves Blueprint Reproduction!

There's a vast difference in drawing pencil leads these days—which you'll see...feel...and hear when you meet up with HI-DENSITY Microtomic "Van Dyke". See how sharp and clear-cut it draws...how its greater opacity brings out fine details free of fuzz and smudge. Feel its added strength that enables you to rule uniformly dense lines with less pressure...fewer sharpenings and easier erasures. Hear how smoothly it glides over work without scratching or rasping. Say Microtomic "Van Dyke" to your accredited "Van Dyke" dealer. It's a start toward improved blueprint reproduction.

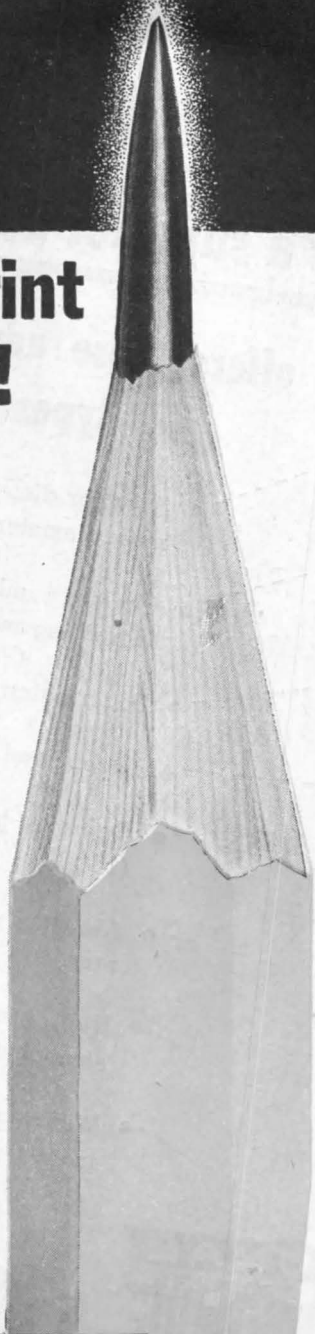
MICROTOMIC VAN DYKE

DRAWING PENCILS

The EBERHARD FABER Drawing Pencil in 18 degrees, 7B to 9H—plus 6 degrees with special Chisel Point Leads.

EBERHARD FABER

LEADERSHIP IN FINE WRITING MATERIALS SINCE 1849



THE RECORD REPORT

(Continued from page 12)

federal projects as Boulder Dam, Bonneville Dam, Grand Coulee Dam and the series of dams constituting the TVA. He adds that identical bids have been regularly received by the War Department and the Navy Department in construction of war projects, including Army camps and defense plants during the past four years.

Public Housing

The 14th annual meeting of the National Public Housing Conference in Washington, D. C., brought a statement from President Truman that the federal government "has the obligation of helping private enterprise to do the greatest possible share of the housing job ahead and to provide communities with the aid necessary to insure adequate shelter for those whose needs cannot otherwise be met."

The Conference itself is asking the U. S. Congress to act promptly on national housing legislation because of "the tremendous postwar needs for housing for low-income families, the almost complete standstill in construction of such dwellings during the war years, the problems of housing the returning veterans and their dependents, and the need for overhauling and perfecting the United States Housing Act."

Wagner's Views

Senator Wagner of New York, in addressing the Conference, expressed concern lest the postwar public housing program be too small. Commenting on the NHA estimate that about 360,000 houses must be built each year for a period of 10 years to serve income groups who can pay only \$20 or less per month, he said: "This is another way of saying that there should be about 360,000 units of public housing a year, because it is utterly inconceivable that private enterprise can produce profitably for these very low income groups."

He questioned a proposal, which he said had been recommended to him for study, providing an average of about 100,000 units of public housing per year. "I feel that we should commit ourselves to at least three times as much," he declared.


The Conference also heard endorsements of public housing by Senator Taft of Ohio, and Senator Ellender of Louisiana. Mr. Ellender gave notice that he would seek to place farm housing in an over-all agency with "the Department of Agriculture extending cooperative advice."

(Continued)

GREASE INTERCEPTION

Josam

MANUAL A



**COMPLETE and AUTHORITATIVE
DATA ON**

Refer to this **NEW AUTHORITATIVE MANUAL** for the
Latest Developments and Data on **GREASE INTERCEPTION**

When the job calls for the installation of grease interceptors, you no longer need to guess about how to secure maximum grease retention for the conditions involved. Install a Josam Cascade Grease Interceptor of the size recommended in Josam Manual "A." This new, authoritative booklet covers every phase of the subject of Grease

Interception. It includes a "Selection Chart" and "Selection Formula," based on certified tests, for every type of installation—domestic, commercial industrial. Gives full details on flow rates of waste water and their control. Complete with installation details. You'll want a copy of Manual "A", so be sure to mail coupon below today!

JOSAM MANUFACTURING COMPANY
Founded 1914



JOSAM MANUFACTURING COMPANY
Founded 1914

Offices, 307 Empire Building, Cleveland, Ohio
Representatives in all Principal Cities
Manufacturing Division, Michigan City, Indiana
PACIFIC CO., 765 Folsom St., San Francisco, Calif.—West Coast Distributors
EMPIRE BRASS COMPANY, LTD., London, Ontario—Canadian Distributors

FILL IN AND MAIL COUPON TODAY


JOSAM MANUFACTURING COMPANY, 307 Empire Building, Cleveland 14, Ohio
Please send me copy of Grease Interception Manual "A" at once!

Name _____

Company _____

Address _____

FOR BETTER BUILDING



Fluorescent desk lamp with swivel arms, one of the Lighting Center's features

LIGHTING CENTER

Fluorescent lighting especially designed for the home is on display in a new Lighting Center opened last month by Sylvania Electric Products Inc., at 500 Fifth Ave., New York City.

Consisting of a suite of living room, bedroom, study, kitchen and bath, the center is the result of months of research by company engineers, stylists and architects, working with Lurelle Guild, design consultant. The rooms are fully furnished, and will serve as a laboratory for experimenting with new residential lighting ideas developed by Sylvania.

Both fluorescent and incandescent light sources are used in the living room and bedroom of the center. Fluorescent lamps concealed behind the window valence in the living room make a focal point of the window by highlighting the draperies, and a decorative fluorescent ceiling fixture supplies general illumination over the entire room. Portable incandescent lamps are placed beside each seating unit to furnish extra light for close work. General illumination in the studio bedroom comes from fluorescent lamps enclosed in a lacy ceiling fixture, concealed behind the window valence and placed above the bookcase.

Continuous strips of fluorescent lamps have been mounted on the ceiling over the work surfaces in the kitchen. The unit follows the contour of the surfaces, with light coming down on the areas where food is prepared. The room is virtually shadowless.

Fluorescent lamps and fixtures are used exclusively in the bathroom: a ceiling fixture, and lamps on either side of the mirror.

SUSPENSION HEATER

A new, compact, heat-producing and distributing unit, the *Dravo Direct Fired Heater*, burns either gas or oil and is designed especially for suspension from walls or roof trusses where space for the conventional floor units is not available.

Warm air from the heater can be discharged in any direction by regulating the adjustment of the nozzles. There are directional louvers on each nozzle to channel the flow up or down. The hot air is driven from the adjustable nozzles at velocities of 1800 to 2000 ft. per minute, enabling the heaters to be located from roof trusses or wall brackets 30 or more ft. above the floor and still deliver their heat load efficiently to the working area. Btu. output per hour capacities range from 300,000 to 1,650,000 depending on size of heater.

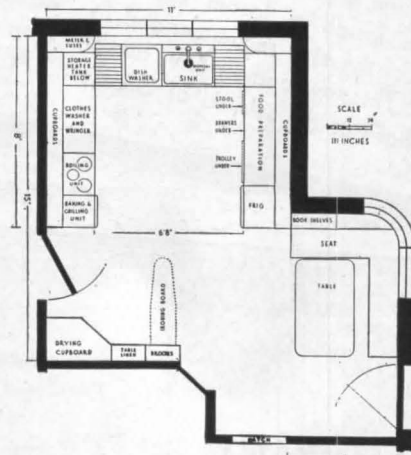
Heaters are shipped from the factory complete with the refractory lining and all wiring in place. Dravo Corp., Pittsburgh 22, Pa.

ALUMINUM KITCHEN

From England comes news of an all electric kitchen in aluminum, now on exhibition in London.

Especially designed for the Aluminium Development Association of Birmingham by Ernest R. Gilbert, the kitchen is planned on the unit principle. It incorporates a dining alcove and full laundry facilities including an electric clothes washer and an electrically heated drying cupboard, and is electrically ventilated.


The electric stove is separated into two units, with the oven—thermostatically and time controlled—at a convenient height above floor level. Dish washer and refrigerator also are electric, and there is a garbage dis-



Floor plan of A.D.A.'s aluminum kitchen

posal unit in the sink.

The generous number of wall cabinets are of all aluminum construction, with sliding doors and adjustable shelves. The work bench is glass topped. Two deep ventilated aluminum drawers are provided below the refrigerator for storage of fresh vegetables.



The A.D.A. kitchen is compact, modern

LIGHTING

Commercial Incandescents

Incandescent lamps rated from 150 to 1500 watts in eight sizes and three types are now available for commercial and industrial lighting. All wattage sizes are available in clear; inside frosted types are supplied in 300 watt and larger sizes. All lamps are supplied for use on 115, 120 or 125 volt circuits. Sylvania Electric Products, Inc., Salem, Mass.

Black Light Lamps

Recently announced is a new line of *Black Light Lamps* said to provide near ultraviolet radiation in the region of 3650 Angstrom units.

According to the manufacturer, the light source is the Mazda fluorescent lamp to which is processed a special plastic filter that absorbs unwanted visible light, yet permits the passage of near ultraviolet light.

The black light lamps operate with standard fluorescent equipment. Vio-Ray Mfg. Co., 5022 N. Kedzie Ave., Chicago 25, Ill.

Twin Raceways

Ample and accessible facilities for light, power and telephone have been worked out in a twin raceway baseboard design. The steel raceways are erected under the plaster and act as a rigid support for it, preventing later cracking. The closure is of wood, attached by means of metal clips at any spacing desired. Other closures such as rubber tile, ceramic or asphalt tile or linoleum may be used.

All metal fronts are 10 ft. in length and have duplex knockouts on 40-in.

(Continued on page 22)



"The Chief Wants
Lights In His Palace!"

The chief is no different from the thousands of men all over the globe who never met electricity until the demands of war brought Laytex-insulated Wire to their backyards.

These new friends of Laytex see this wire perform in freezing weather, in moist jungle heat,—and under the shock and impact of battle. No wire was ever meant to withstand such tough wear, yet Laytex comes through again and again.

Laytex Wires and Cables are at present supplying only military needs. One day Laytex will again be ready to fill a long list of civilian needs...Buildings, Police and Fire Alarms, Communications, Signalling, Power, Control, and many more.

Rubber Insulation at Its Best

U.S. Laytex

Reg. U. S. Trade Mark

**ELECTRICAL WIRES
AND CABLES**



Serving Through Science


UNITED STATES RUBBER COMPANY

1230 SIXTH AVENUE • ROCKEFELLER CENTER • NEW YORK 20, N. Y.

FOR BETTER BUILDING


(Continued from page 20)

centers (standard) but can be at any specified interval. No cast or factory built corners are necessary—inside and outside corners can be mitered on the job. The slip-on, slip-off feature of the front panels, with no splicing plates or screws to bother with is of advantage when there is need for expanding or repairing of the systems. Charles E. Barnes & Son, 4320 Osage Ave., Philadelphia 4, Pa.

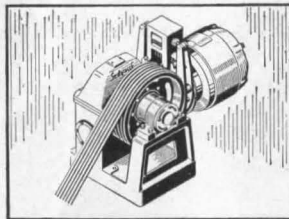


Designed for the Smaller Hospital


TO SEE THE ELEVATOR OF TOMORROW . . .
LOOK AT SEDGWICK HOSPITAL ELEVATORS TODAY



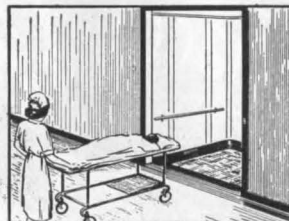
Modern design inside and outside. Sedgwick elevators become an integral part of the hospital.



Precision-engineered Sedgwick elevator machines are specially designed for hospital elevator service.



Sedgwick Hospital Elevators are ruggedly constructed to do many essential jobs.



Comfortably proportioned to accommodate stretchers, visitors or hospital personnel.


The *new* Sedgwick Electric Hospital Elevators are expressly designed for use in hospitals up to six floors where car speeds up to 150 feet per minute are required.

These multi-use Sedgwick elevators are made with three types of control. *One*—The Sedgwick simple, straight automatic push button control with dispatching buttons in the car for each landing and a call button at each opening, for operation without an operator or attendant. *Two*—Sedgwick's self-centering, manually operated lever-type car switch for those elevators to be run by an operator. *And three*—Sedgwick dual control which offers all the advantages of automatic floor stops and permits operation of the elevator with or without an operator by simply flicking a switch.

These are some of the advantages of Sedgwick Multi-Use Electric Elevators for smaller hospitals. There are many more. We would like to tell you about them. So if you have a perplexing lifting problem—present or postwar—tell us about it. Our engineers will be happy to help and show you how Sedgwick elevators solve smaller hospital vertical transportation problems through safer, surer, more economical operation.

Sedgwick MACHINE WORKS

142 West 15th Street, New York 11, N. Y.



A plastic base joins circline's ends

Plastic Bases

A four-pin plastic base has been developed to join the ends of the *circline* fluorescent tube, three sizes of which will be offered as soon as conditions permit. The base, about 1 in. in diameter, contains two pins from each of the two connecting ends of the lamp. For convenience in installation, particularly when nesting with the 16-in. and 8½-in. circline, the pins are mounted at a 45° angle to the plane of the circle. Westinghouse Lamp Division, Bloomfield, N. J.

Instant Start Transformer

A new instant start fluorescent lighting transformer entirely eliminates the preheating starter as well as the starter socket and compensator. It starts the lamp at lower line voltage than required by conventional ballast and reduces stroboscopic effect to a low minimum.

Operating on a standard 110-125 volt A.C. lighting circuit, at cold start, it applies 450 volts to the lamp, striking an arc between the lamp cathodes, thus eliminating the troublesome separate starter action or cold cathode preheating. Housed in a new type case. Guar-

(Continued on page 24)

HOSPITALS stay modern with SNEAD MOBILWALLS

Change is as inevitable in hospitals as in the science of medicine. Snead Mobilwalls enable a hospital to keep pace with the ever-changing needs of the times, quickly, easily, and inexpensively.

Snead Mobilwalls are the outstanding movable steel wall for modern hospital interiors. They combine the privacy, permanent appearance, and soundproofness of fixed masonry walls with instant mobility, flexibility, low upkeep, and complete reusability of parts.

The Memorial Hospital, New York City, provides a significant example of the value of flexible interiors. This modern hospital for the treatment of cancer is equipped throughout with Snead Mobilwalls. The medical and business staffs operate in complete privacy and quiet with easily rearranged flush steel Mobilwalls. This extreme flexibility has already served the hospital many times when rearrangements had to be effected overnight. Small clinic operating rooms, dressing rooms, and examination rooms are of similar construction. Semi-privacy is

obtained for ward patients with Snead Mobil-screens. The entire installation was made with 3-inch thick flush Type RF Mobilwalls, finished in a light cream color enamel.

Let us send you complete details and photographs of Snead Mobilwalls and Mobilscreens for hospitals. Our engineers will gladly cooperate in preparing plans and specifications, without obligation.



Since 1849, the Snead symbol of lasting beauty, quality and progress in metal construction



MEMORIAL HOSPITAL
New York
JAMES GAMBLE ROGERS, Architect
VERMILYA BROWN & CO., Builders

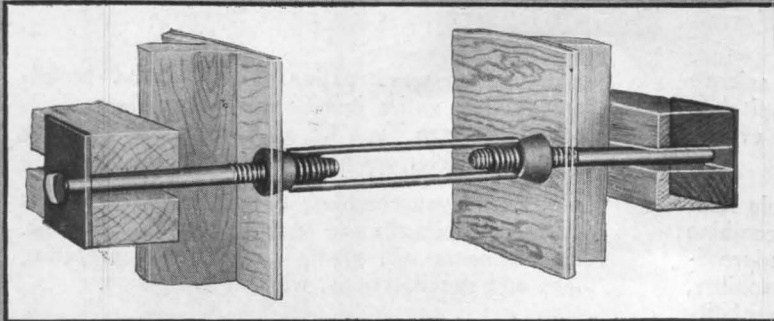
SNEAD & Company FOUNDED 1849

Designers, manufacturers and erectors of metal equipment

Sales Office: 96 Pine Street, JERSEY CITY 4, N. J.

Main Office and Plant: ORANGE, VA.

RICHMOND TYSCRUS SPEED HEAVY CONCRETE WALL FORM CONSTRUCTION



Richmond Tyscrus are—

- High strength, light weight, form-tying devices with a range of sizes from 6,000 lbs. to 30,000 lbs. per tie safe load rating.
- Equally adaptable to plumb and battered wall construction. Use of Tycones to spread form work for required wall thickness is optional.
- Easily assembled by workmen as all of the threaded members have coarse, fast acting, self-locking threads.

Forms strip easily leaving a clean wall surface when Richmond Tyscrus are used. The bolts (Tylags) do not bind. Embedded Tyscrus Coils can be used for convenient form reanchorage or scaffold support.

RICHMOND OFFERS—without obligation, consultation on best of ties and details of application to your form work; estimates on job requirements and recommendations on specific form problems.

RICHMOND WORKING PARTS—reusable accessories for Tyscrus including Tylags, Tycones and Flat Washers are furnished.

RETURNABLE FOR FULL CREDIT
—no rentals charged.

Form-Ty Engineering Guide
on Request



**RICHMOND SCREW
ANCHOR COMPANY, INC.**

816 LIBERTY AVENUE, BROOKLYN, N. Y.
MANUFACTURING SINCE 1911




FOR BETTER BUILDING

(Continued from page 22)

anteed for 12 months to be free from defective material or faulty workmanship. Approved by Underwriters Laboratories. The Rogers Industries, Inc., 270 Lafayette St., New York 12, N. Y.

Germ Barrier

A new *Barrier Fixture* for use with germicidal lamps makes it possible to curtain off an entire area against outside germs. Uses suggested by the manufacturer include: (1) to form a curtain of ultraviolet between clerk and clientele, reducing cross-infections; (2) to concentrate a narrow beam of ultraviolet on bottles in milk, beer and soft-drink industries, to retain sterility; (3) to form a germ-killing curtain to prevent germs from passing between reception rooms to consultation rooms in doctors' offices. The Edwin F. Guth Co., 2615 Washington Ave., St. Louis 3, Mo.



Splines extruded of transparent Tenite

TENITE SPLINES

Draftsmen's splines extruded of transparent Tenite are said to be uniformly flexible and resilient, and may be made to take any desired curvature. H-shaped in profile, they are held in place by means of metal "dogs" which are hooked into the channels thus formed. Because of a high degree of dimensional stability, Tenite is extruded to very close tolerances, and an even edge is maintained.

The splines are extruded by Yardley Plastics Co., Columbus, Ohio. The Tenite used is a cellulose acetate butyrate product manufactured by Tennessee Eastman Corp., Kingsport, Tenn.

ROOF COATING

To prevent the damaging effects of the hot summer sun on an asphalt roof, and yet to give the roof the protection of asphalt, a new coating called *Hornlume* combines practically pure metallic aluminum with asphalt to reflect the

(Continued on page 152)



Assurance



A FINISHED PRODUCT reflects the degree of assurance with which the original planning was undertaken. Proper tools help to provide this assurance... drawing pencils for example, that assure accuracy of detail, perfect rendering and reproduction.

VENUS Drawing Pencils are engineered to give you drafting perfection without failure: accurately graded to assure uniformity in all 17 degrees... *strong* in performance... *smooth* and *clean* in action.

VENUS DRAWING
PENCILS

AMERICAN LEAD PENCIL COMPANY, HOBOKEN, NEW JERSEY



IN THE HOSPITAL

THIS...

NOT THIS..

MAKES
WOOD FLOORS

SANITARY!



Unlike surface finishes, Seal-O-San sinks in ... fills and seals every open joint and cell

THE architect who specifies Penetrating Seal-O-San for hospital floors wins the gratitude of everyone charged with efficient hospital management. For Seal-O-San not only keeps the surface clean, it makes certain that every wood cell *below the surface* remains clean.

A Seal-O-San finish becomes part of the wood. Penetrating deep, the liquid fills the empty cells, eliminating the *hidden* sources of dirt. Sealing the cells, it forms a protective finish that actually reinforces surface fibres. Thus, a Seal-O-San finished floor is covered with a *wear-resisting* seal that locks out dirt or moisture. As a result, stains and dust are *easily* removed. Costly scrubbing is seldom necessary.

Moreover, the tougher Seal-O-San *finish* keeps dirt from piercing the surface and getting a foothold. It puts an end to cracks and crevices that harbor germs or dirt. That's why a

Seal-O-San floor *stays clean* longer ... why maintenance becomes simple and inexpensive.

Unlike hard, brittle, surface finishes, Seal-O-San will not chip, crack, or peel. Consequently, Seal-O-San has convinced hundreds of hospital administrators that it will not break down where traffic is heaviest.

Seal-O-San leaves a beautiful, soft-lustre, natural finish—as smooth and polished as a fine piece of furniture. And the ease of application—with a lambswool mop—brings worthwhile labor savings.

Your insistence on *beauty, cleanliness* and *simple maintenance* for hospital floors will inevitably lead you to Seal-O-San. Why not write for specifications and details—*today!*

HUNTINGTON LABORATORIES INC
DENVER HUNTINGTON, INDIANA TORONTO

P-E-N-E-T-R-A-T-I-N-G
SEAL-O-SAN
PERFECT SEAL AND FINISH FOR WOOD FLOORS

LETTERS

RECORD:

A whole blanket of orchids ought to go to you for Dean Hudnut's article on "The Post-Modern House."

This is the most sensible presentation on the subject I have ever read. I am making it an assigned reading for everybody here on the staff.

Faithfully yours,

Richardson Wright
Editor-in-Chief,
House & Garden

RECORD:

I feel I must comment on Dean Hudnut's article on the design of the Post-Modern House in the May issue, —largely because he takes a crack at the family living studies which I initiated when I directed the Pierce Foundation housing research. I might even say that it was the attitude which he presents in this article which compelled me to start the program to find out what contemporary family living is, and what its space needs are. Too much emphasis on the "art" of beautiful architecture, narrows down the number of people who can enjoy it, and leaves the family out in the cold. . . .

Dean Hudnut's main difficulty seems to be that he wants more than an engineered house, *before there is an engineered house*. He disdains the tools of science whether they be facts on how far plywood will bend before breaking, or how many clothes must be provided for in closet space. These tools are necessary to the architect be he artist or technician, if he is to provide the best possible solution.

Granted that it is entirely possible to design a house to fit the family which might not be beautiful to Dean Hudnut; it is even more possible to design a work of art full of "rhythms, proportions, radiance" which would be a thing of beauty to every passerby and a pain in the neck to the family living in it. Let's have the engineered house first. Surely that won't stop the architect from making it beautiful.

The funny thing is that both Dean Hudnut and I want the same thing. It's just that in writing he feels the need to emphasize art to counteract over-emphasis on science, and I feel the need of emphasizing science to counteract over-emphasis on art. . . .

Very sincerely,

Robert L. Davison

RECORD:

For a long time I have had the feeling that the attitude of the professional press was drifting further from my own, in the matter of the dwelling. For
(Continued on page 28)



**Designing Safety
into Terrazzo Floors
with ALUNDUM Aggregate**

ALUNDUM Aggregate was specified for the terrazzo floors in Rockefeller Center because it assures non-slip effectiveness, wet or dry, and wear resistance where traffic is most severe. Both the slip-proof and wearability features of ALUNDUM Aggregate are extending the use of terrazzo to floors, stairs and ramps. For many buildings, and particularly for stairs, terrazzo in the form of pre-cast tiles and treads is preferred to terrazzo poured plastic. Here again the addition of ALUNDUM Aggregate will guarantee a non-slip, long-wearing surface.

NORTON COMPANY
WORCESTER 6, MASSACHUSETTS

NORTON *non slip*
ALUNDUM FLOORS



PORTLAND-CEMENT PAINT

for beauty and utility!

- **Noted for beauty** as well as for *utility*, portland-cement paint, made with Atlas White cement, both wreathes a building in a smile and penetrates the pores of masonry. It enriches color and seals out weather.
- **An inviting adornment of a surface**, it also offers stout resistance to dirt and dust... cleans easily... saves frequent repaintings.
- **As easy to look at as it is to apply**, its base of Atlas White cement insures clear, true tones. It is made, not by us, but by cement-paint manufacturers; and comes in handy packages all ready to mix with ordinary tap-water on the job.

Write for further information.

Address Atlas White Bureau, Universal Atlas Cement Company (United States Steel Corporation Subsidiary), Chrysler Building, New York 17, N. Y.

Factory-prepared paint is preferable

See your local paint dealer



ATLAS WHITE CEMENT

FOR PORTLAND-CEMENT PAINT

LETTERS

(Continued from page 26)

this reason it is a great pleasure to find on the part of such a man as Dean Hudnut, the same important values, re-affirmed and stated in terms of the present, but basically unchanged.

The one-family house is a frame for the family, a unit in our society still valid, still true, and it's nice to hear again that esthetics can be considered at least by some of us without our being considered hopelessly out moded.

Sincerely,

Harris Armstrong

RECORD:

Hudnut at his best, is without par in our professional literature. It is a keen pleasure to see him ride out the gale of pseudo-scientific jargon, or prick soap bubbles.

Sincerely,

Paul P. Cret

RECORD:

We read that in the great ages of Culture of times gone by, the Ruler employed as Architect one so versed in philosophy, in the meaning of life and its purpose, in the arts and sciences, and amenities of life, as to be able to lay out cities, design temples and market places in a way to guide the people to wise and virtuous living. Those were not days of wild experimentation when every Tom, Dick and Harry had the right to build what he pleased, or when the soldier on the other side of the planet sent home blueprints of his heart's desire in less time than it takes to walk from the Bronx to the Battery.

As Dean Hudnut suggests, today *IS* the day of Science and Engineering. Accept it. Every dog has his day. The Scientist and Engineers are those who are having a good time. It is natural enough that some architects be drawn in their wake, that all architects to a measure and with humor, join the happy throng. Today we analyze and we calculate, we graph and we cerebrate how to pack the masses economically.

Architects, however, belong to different categories. There are architects who, like the common man, live in the immediate and temporal world (all men could be measured by their consciousness of time), who pin new hopes on each new discovery, new form, new method; there are others. Nature wills these periods of high hopes in the new and miraculous, of lyric delight and belief in a new world. They are an indispensable part of life. They bury the old rubbish, they scratch the surface of

(Continued on page 156)

Expanding the Fields of Service

◆ As one architect put it, "I never thought I'd have to turn down desirable clients, but it's a fact. I will not take more work than I can handle efficiently and the manpower for the office just isn't available now. I'll take more work when I can get the necessary men." It's the same complaint from most sections of the country—not enough draftsmen. But throughout the land architectural and engineering firms are re-forming for the future. Soon men will be coming back, fitting in, starting new firms, laying new plans for more effective service. And they will find their places in the expanding profession.

◆ Most such plans involve an analysis of the types of service that are and will be needed, and by whom, and then the considerations of how to organize to render the needed services on a business basis as well as a professionally competent basis. Each man and each office has to do this for himself or for itself. But there is one definite trend—expansion; expansion to integrate services, to offer more complete and comprehensive service, whether in a specialized field or in more extensive fields. New firms are being formed and old firms augmented to bring together talents and knowledge that are complementary to form a team or group having various abilities and experience and covering effectively each of the many functions of complete architectural service. The object is to offer the kind of service that will meet the needs and demands of modern clients, that will help such clients in every phase of their building problem. This may start with the economic analysis, determination of requirements (actual and potential), site selection and financing, and carry through planning, design, construction and equipment to merchandising and management. This is not new; successful offices have in the past rendered such complete services, or the major part of them, but the trend is in the direction of organizing more definitely a team of balanced talents covering a wider range of service.

◆ Naturally there will be many kinds and sizes of offices, each to fill the needs of certain localities and types of clients. There will be expansion in the number of firms from now on as men return from military service or war industries.

◆ There is another important expansion developing for the profession. This expansion will be one of broadened spheres of activity as well as integrated architectural-engineering service. The field of so-called industrial design or product design may well be added to the firm's activity in building or community design. During the war the talents of many architects have been devoted with such success to the development of mechanical and electrical products for war purposes that such men will continue to serve industry by the designing of peacetime products.

◆ In planning for expanded activity, either in general practice or in specialization, the wisest of the new or realigned offices are maintaining their flexibility while adding to their versatility. The practice of the profession will no longer be narrow and circumscribed but is branching out to render service wherever the peculiar talent of analysis, synthesis and creative imagination of the designer are needed. The era of expanded architectural-engineering service is at hand and the return to peacetime production should find the profession ready for the task, organized as never before for creative service in wider fields.

Kenneth R. Stovall

EDITOR


**THE NEW
TRIPLER
GENERAL HOSPITAL**

Island of Oahu, T. H.

*Medical Department,
United States Army*


Corps of Engineers, United States Army

*York and Sawyer
Architect-Engineer-Manager*



THE Tripler General Hospital, now under construction near Honolulu, Hawaii, is designed as a permanent hospital to serve the personnel of the United States Army stationed in the Pacific Ocean Area. It will be a self-contained group comprising a main hospital building with a capacity of 1500 beds and provision for future expansion to 2000 beds, quarters for officers, nurses, and enlisted personnel, a patients' recreation and post exchange building, gymnasium, theater, chapel, medical research laboratory and complete service facilities.

The hospital wings are oriented to receive maximum benefit from sunlight and prevailing trade winds, and on the lee sides of wards generous protected lanais or balconies are provided, having unobstructed views of the Pacific. Roof decks with protective coverings are utilized for am-



bulatory patients. A distinctive feature of the design is the use of horizontal projecting aqua-media or canopies of reinforced concrete over windows as a protection from the sun's glare and from rain. Architecturally the designers strove for simplicity, and, desiring to avoid an institutional appearance, created a harmonious group with the character of a residential community.

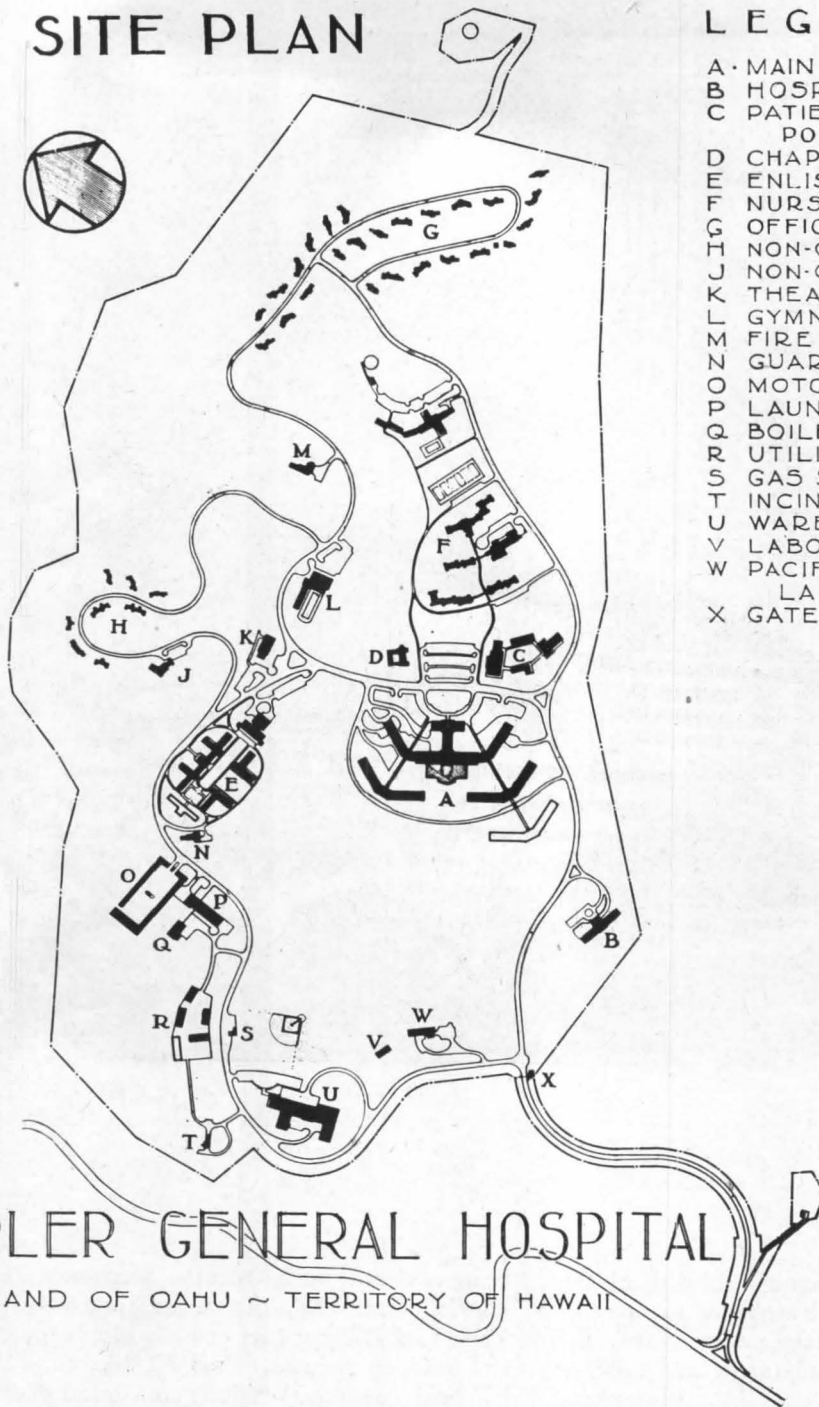
The buildings, generally of reinforced concrete rigid-frame construction, with stuccoed concrete-block walls and partitions, are designed to be earthquake resistant by certain innovations in design and construction, including tied foundations and the division of the buildings into structurally isolated units.

The Office of the Chief of Engineers is in charge of its design and construction. Supervision of construction is

being carried forward under the direction of the Honolulu District Office. The architects are York & Sawyer of New York, Paul Philippe Cret of Philadelphia being associated as consulting architect. Fred N. Severud of New York has been consulting engineer for features of the work dealing particularly with earthquake resistance. Meyer, Strong & Jones of New York have been the consulting electrical engineers, and Fred L. Moesel of New York the consulting engineer for ventilating, air conditioning and steam supply systems.

The work has been planned in close cooperation with the Office of the Surgeon General of the U. S. Army Medical Corps. Many special design features have been incorporated in the project in keeping with the latest developments in hospital treatment of Army personnel.

THE SITE PLAN

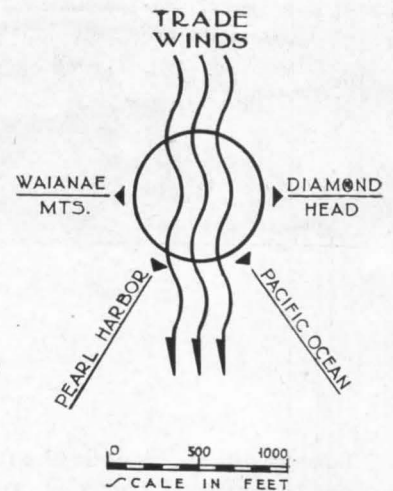


LEGEND

- A MAIN HOSPITAL
- B HOSPITAL UNIT "G"
- C PATIENTS' RECREATION & POST EXCHANGE
- D CHAPEL
- E ENLISTED MENS' BARRACKS
- F NURSES' QUARTERS
- G OFFICERS' QUARTERS
- H NON-COM OFFICERS' QUARTERS
- J NON-COM OFFICERS' CLUB
- K THEATRE
- L GYMNASIUM
- M FIRE HOUSE
- N GUARD HOUSE
- O MOTOR POOL
- P LAUNDRY
- Q BOILER HOUSE
- R UTILITY SHOPS
- S GAS STATION
- T INCINERATOR
- U WAREHOUSE & COMMISSARY
- V LABORATORY ANIMAL HOUSE
- W PACIFIC OCEAN AREA LABORATORY
- X GATE HOUSE

TRIPLER GENERAL HOSPITAL

ISLAND OF OAHU ~ TERRITORY OF HAWAII

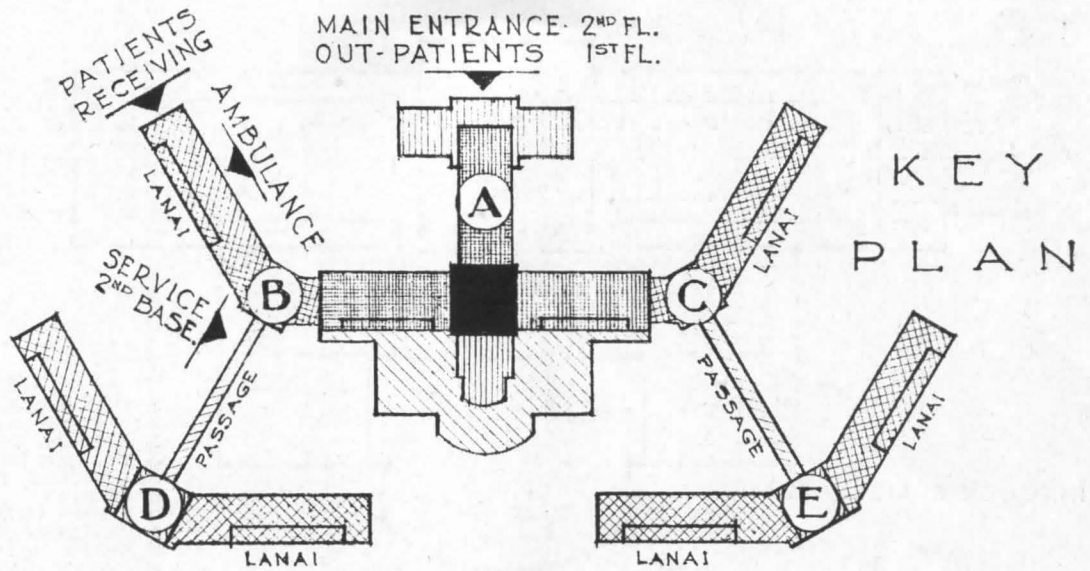


The Tripler General Hospital is located on rugged terrain on the lower slopes of the Koolau Mountain Range, a site having magnificent, unbroken views of the Pacific Ocean in a 180° arc. Located on a ridge flanked by steep ravines, the irregular 360-acre site presents planning difficulties due to a rise of 600 feet in 1¼ miles. The largest level area is occupied by the main hospital building, with the various quarter groups ranged conveniently about it on the slope. The Patients' Recreation and Post Exchange group and the Chapel are placed close to the hospital, for the convenience of ambulatory patients. Officers' houses

are grouped informally at the top of the site, while the utility and service buildings are partially hidden from view off to one side of the lower slope.

Access to the hospital is from the main highway from Honolulu, which borders the lower end of the site, by a winding road, branching on the right to the main hospital and the quarters and recreation buildings, and on the left to the service area. The naturalistic road pattern as well as the building layouts are largely controlled by existing natural contours of the terrain, advantage being taken of the topography wherever possible.

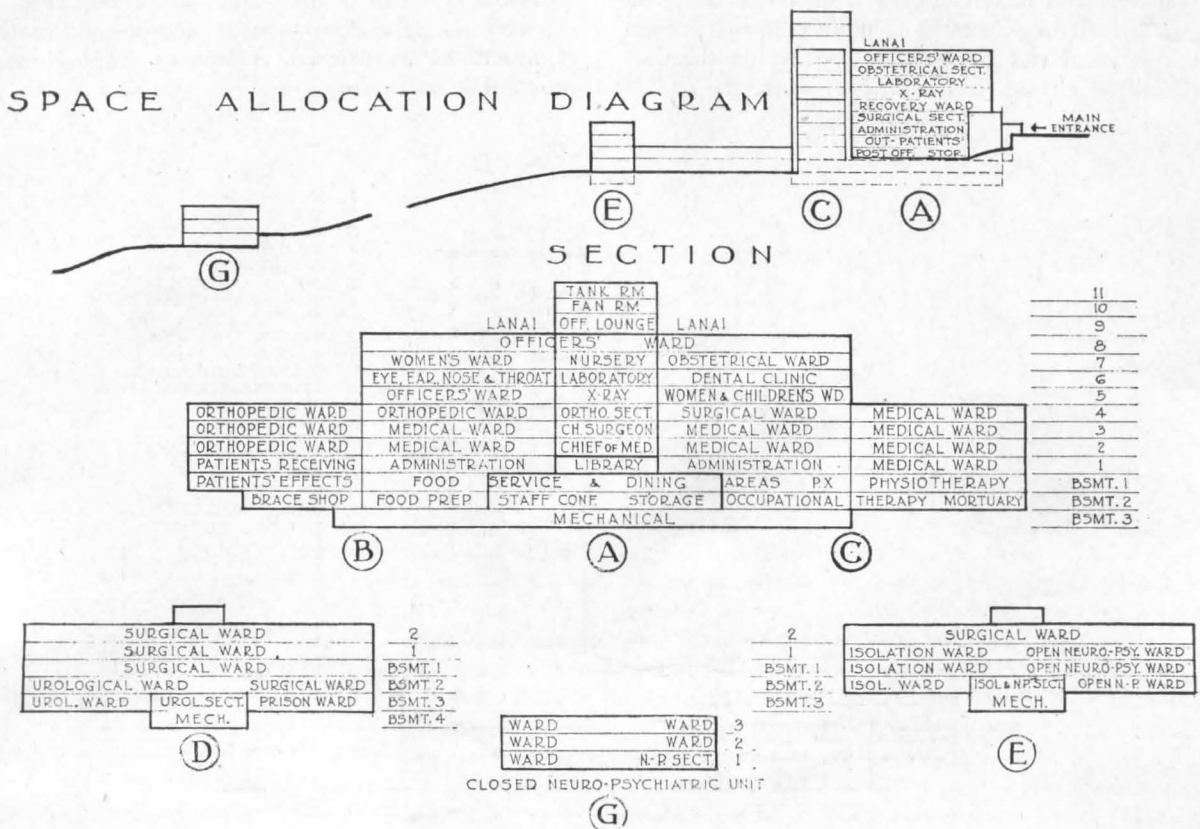
DESIGN OF THE HOSPITAL BUILDING



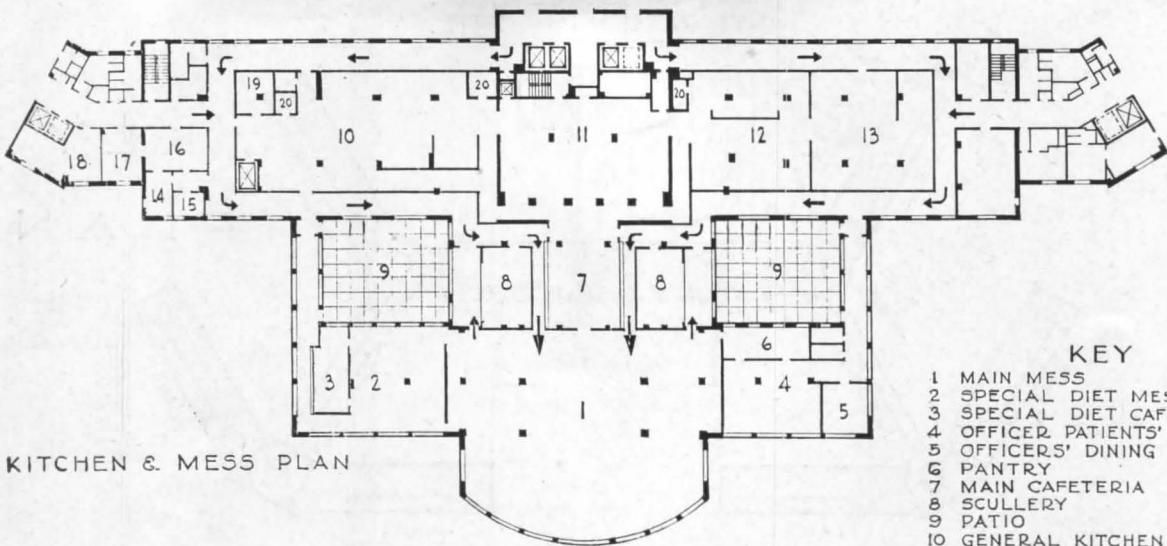
Above is a diagrammatic plan of the Main Hospital Building showing the central nine-story administrative Unit "A" flanked by extended four-story medical ward wings "B" and "C," and Units "D" and "E," housing "recuperative wards," separated from the central mass, but joined to it by connecting corridors. This planning makes optimum use of view, of sunlight; and its openness invites prevailing winds to the wards. The differences in grade have been utilized to provide separate entrances at grade on different levels, the main entrance being on the second

floor, the out-patients on the first floor of Unit "A," the patients receiving entrance on the first floor of Unit "B."

Below is a space allocation diagram for the hospital with areas labeled according to their respective functions. It will be noted that the "disturbed" mental patients have been isolated in a self-contained Unit "G" removed from the main hospital. Certain other specialized functions have been isolated in dead-ended wings in Unit "A," as, for example, the operating suite and recovery ward, with private elevator and complete air conditioning.



DESIGN OF THE HOSPITAL BUILDING (cont'd)



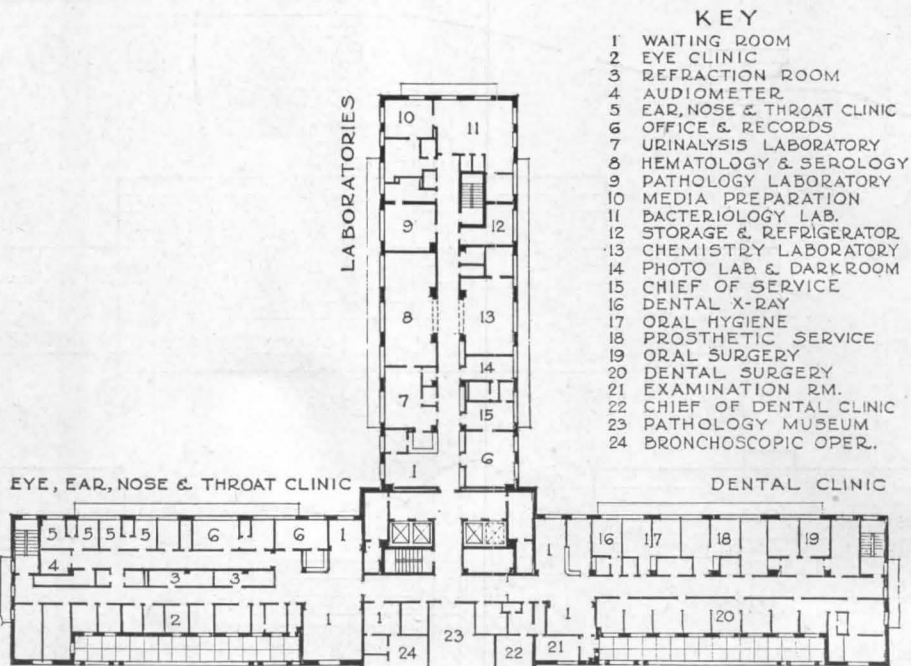
KITCHEN & MESS PLAN

- KEY
- 1 MAIN MESS
 - 2 SPECIAL DIET MESS
 - 3 SPECIAL DIET CAFETERIA
 - 4 OFFICER PATIENTS' DINING RM.
 - 5 OFFICERS' DINING ROOM
 - 6 PANTRY
 - 7 MAIN CAFETERIA
 - 8 SCULLERY
 - 9 PATIO
 - 10 GENERAL KITCHEN AREA
 - 11 RANGE & OVEN AREA
 - 12 PASTRY & COLD FOODS
 - 13 FOOD TRUCK STORAGE & WASHING
 - 14 CHIEF DIETITIAN
 - 15 CLERK'S OFFICE
 - 16 ASSISTANTS
 - 17 OFFICER IN CHARGE
 - 18 MESS SERGEANT
 - 19 COOK'S STORES
 - 20 REFRIGERATOR

Above—Plan of the Central Mess facilities in Unit "A" illustrating the use of an inside "island kitchen" surrounded by aisles of circulation, with the division of the feeding process into two "chow lines" passing the cafeteria simultaneously. There is a special diet section with its own cafeteria and officers' area in addition to the main mess, accommodating a total of 1550 diners in two sittings. Food is received and prepared for cooking on the floor below, sent by elevator to the kitchen, where the cooked

food is either loaded onto food carts for distribution to the hospital, or served in the cafeteria.

Below—Diagram of a typical clinical floor, where the Eye, Ear, Nose and Throat, and Dental Clinics, and the hospital Laboratory are isolated in "dead ended" wings, accessible by means of the central vertical circulation. In this way mixing of heterogeneous functions and confusion of operations are avoided. A separate waiting room is provided in each wing.



- KEY
- 1 WAITING ROOM
 - 2 EYE CLINIC
 - 3 REFRACTION ROOM
 - 4 AUDIOMETER
 - 5 EAR, NOSE & THROAT CLINIC
 - 6 OFFICE & RECORDS
 - 7 URINALYSIS LABORATORY
 - 8 HEMATOLOGY & SEROLOGY
 - 9 PATHOLOGY LABORATORY
 - 10 MEDIA PREPARATION
 - 11 BACTERIOLOGY LAB.
 - 12 STORAGE & REFRIGERATOR
 - 13 CHEMISTRY LABORATORY
 - 14 PHOTO LAB & DARKROOM
 - 15 CHIEF OF SERVICE
 - 16 DENTAL X-RAY
 - 17 ORAL HYGIENE
 - 18 PROSTHETIC SERVICE
 - 19 ORAL SURGERY
 - 20 DENTAL SURGERY
 - 21 EXAMINATION RM.
 - 22 CHIEF OF DENTAL CLINIC
 - 23 PATHOLOGY MUSEUM
 - 24 BRONCHOSCOPIC OPER.

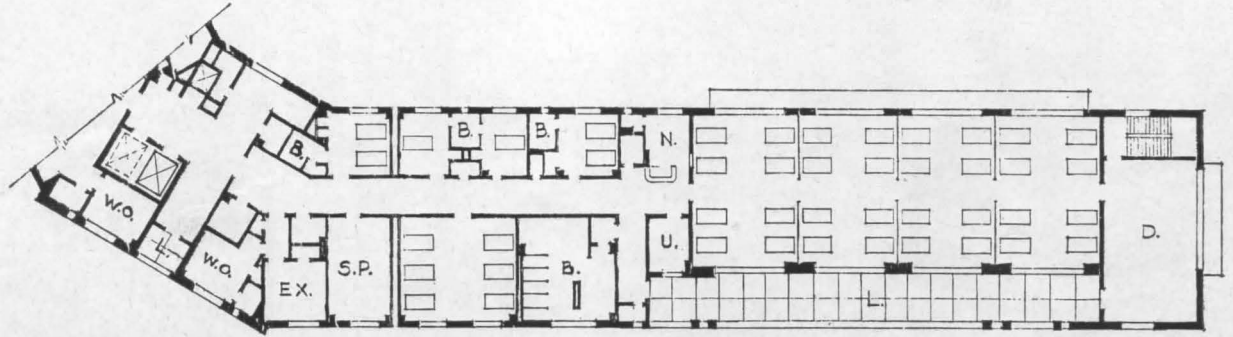
EYE, EAR, NOSE & THROAT CLINIC

DENTAL CLINIC

A TYPICAL NURSING UNIT

Below—A typical nursing unit of 44 beds, 32 of which are in the main ward, consisting of 4 Copenhagen bays, with the remainder in smaller units. All patients have access to the spacious lanai on the sheltered side of the building, which has an unobstructed view of the Pacific Ocean, and

to a large day room at the end of the ward. The plan provides cross ventilation, while an aqua-media on the windward side acts as an awning, protecting the wards from tropical sun and rain. Eighty-seven per cent of all nursing units are in “dead-end” locations.



KEY


- B BATH & TOILET
- D DAY ROOM
- EX EXAMINATION RM.
- L LANAI
- N NURSE'S STATION
- S.P. SERVING PANTRY
- U UTILITY RM.
- W.O. WARD OFFICE

Below—A view of the Closed Neuro-Psychiatric Building, designed as a self-contained unit entirely separate from the main hospital to house “disturbed” mental patients. A hydro-therapy room, exercise rooms, day rooms and a large occupational therapy area are provided for treatment of patients.



PATIENTS' RECREATION

AND POST EXCHANGE




General view of the group which is close to the main hospital

The primary thought of the architects in considering the secondary buildings of the project was to design for pleasant living in the delightful climate and setting of Hawaii. Open, irregular planning was used, conforming to the nature of the terrain, and a sincere effort was made to bring the outdoors into the buildings.


The Patients' Recreation and Post Exchange group,

illustrated on this page, is designed for the convenience of ambulatory patients, where circulation is facilitated by level covered walks encircling a pleasant central patio. A large modern auditorium is provided along with a lounge, reading room, several shops, a bank, and quarters for civilian guests, as well as an ample post exchange sales room, and a lunch bar.

Closer view of the large auditorium with its wide arcades



NURSES' QUARTERS GROUP




Every nurse's room opens on a spacious and shaded lanai

The Nurses' Quarters Group is an example of one of the residential groups, well integrated and harmonious in design. It is composed of two-story, 16-nurse, basic units linked together in a variety of interesting ways. Every nurse's bedroom has direct access to a pleasant shaded lanai or covered porch.


The buildings are residential in character, with the

feeling of native Hawaiian architecture in their long, low roof lines, overhanging eaves, louvered roof ventilators, and precast concrete or hardwood grilles to screen lanais and stair halls. The several buildings of the group are joined by covered walks. An administrative unit houses the lounge, game room, dining room, kitchen and the chief nurse's suite.

The residential character of the design is maintained throughout




THE SECONDARY BUILDINGS



Outstanding among the secondary buildings designed to take the fullest advantage of the sloping site is the Warehouse and Commissary building, whose two principal functions are separated on two floors, each with its own offices and loading platforms at grade. The Commissary and Quartermaster Supply Storage facilities are located on the upper floor, while the Medical Supply Warehouse


occupies the lower floor. Ventilation and light are obtained by the use of louver panels alternating with glass block panels in long horizontal bands. These secondary buildings are on the so-called service road and have been designed for economy in a more severe, simple utilitarian character, of reinforced concrete and masonry.

Another example in which the sloping site is used to





The Laundry Building takes advantage of the sloping site




Wing of Enlisted Men's Barracks showing typical squad room with lanais

advantage is the Laundry (top, above), which receives soiled laundry at the third floor level, distributes it through the cleansing processes by gravity chutes, delivering the finished product to a loading platform on the first floor. This building is provided with horizontal projecting aqua-media, or canopies, at window heads, so that in rainy weather the large, awning-type windows may remain open, as heat is a major problem.

Above, the architectural treatment of a typical wing of the Enlisted Men's Barracks, a group composed of basic squad room units designed for 20 and 24 men. Squad rooms and day rooms are provided with protected lanais which give long horizontal lines of shadow to the composition as well as being pleasant adjuncts to the rooms. The concrete structural frame work of the building is freely expressed on its exterior.


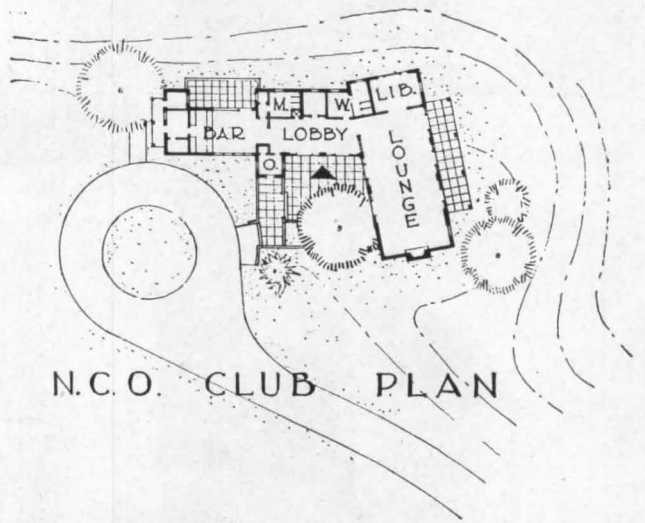
THE SMALLER BUILDINGS



The delightfully informal character of the Non-Commissioned Officer's Club is shown in the illustration above. Right—Plan reflecting the spirit of design of this and other buildings of this residential group. Entrance to the building is through the garden patio, depressed a few steps below grade, and under a wide roof overhang to the door. From the lounge, large glass doors with fixed glass side panels give access to the patio on one side and to the lanai on the opposite side.

Interiors have been treated with simplicity, making use of few materials, such as asphalt tile, quarry tile, and cement floors, plaster walls; doors, windows and trim generally of wood; and screen partitions and decorative grilles of hardwoods.

Below—The Fire House, which is located in the quarters area, is treated in the manner of a residential building. As well as housing the fire apparatus, the building provides comfortable living quarters for its personnel.



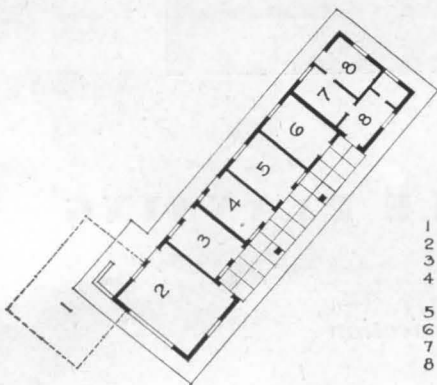

PACIFIC OCEAN AREA LABORATORY

The Pacific Ocean Area Laboratory pictured below is entirely separate from the Tripler General Hospital though located on the hospital site. It will function as a medical research laboratory specializing in the study of tropical diseases found in the Pacific Ocean theater of operations.

The three-story building follows the natural grade, having a service entrance on the first floor and the main entrance on the floor above.

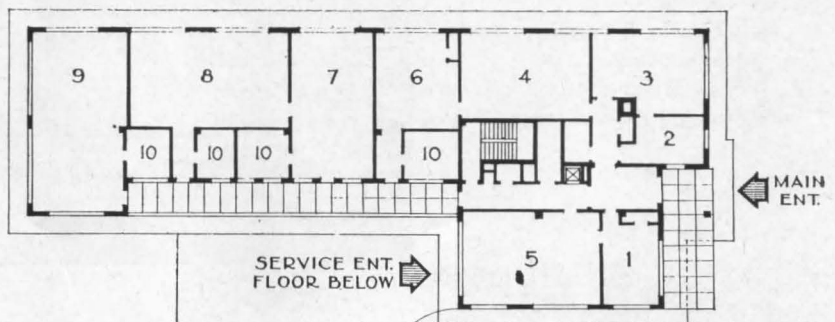
is its outside circulation by means of sheltered lanais connecting the various laboratories. Exterior walls are of poured concrete, eliminating column projections which would interfere with an orderly piping layout.

As animals are needed for experiments with disease, a small animal house is located near the laboratory with provisions for large and small animals, and including a small outdoor sheep-run.



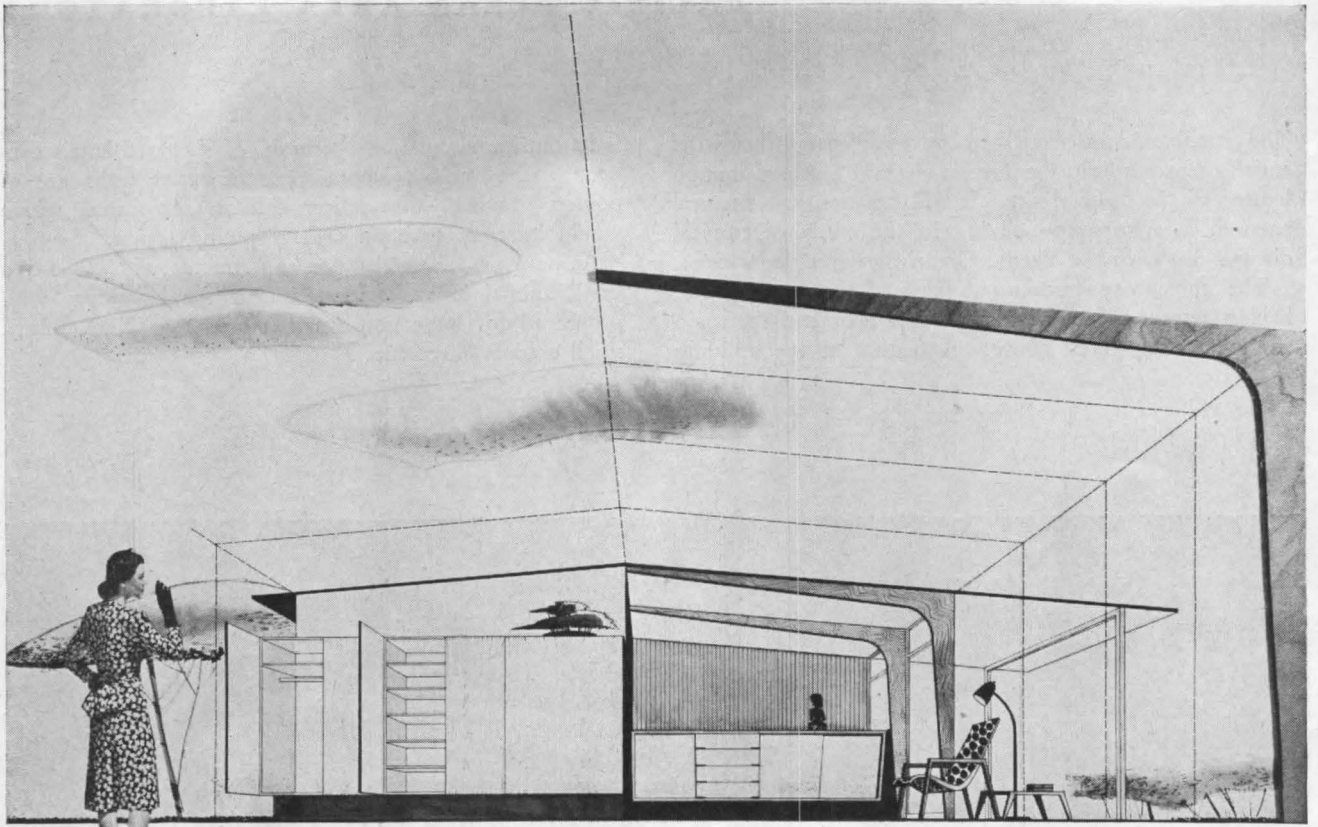
ANIMAL HOUSE

- 1 SHEEP RUN
- 2 SMALL ANIMALS
- 3 LARGE ANIMALS
- 4 CAGE WASHING & STERILIZING
- 5 INOCULATED ANIMALS
- 6 ANIMAL OPERATING RM.
- 7 KITCHEN
- 8 STORAGE & UTILITY RMs.




LABORATORY

- 1 COMMANDING OFFICER
- 2 EXECUTIVE OFFICER
- 3 CLERKS' OFFICE
- 4 MUSEUM
- 5 LIBRARY & CONFERENCE RM.
- 6 PATHOLOGY LAB.
- 7 SPECIAL PROJECTS LAB.
- 8 SEROLOGY & HEMATOLOGY LAB.
- 9 CHEMISTRY LAB.
- 10 LABORATORY OFFICES



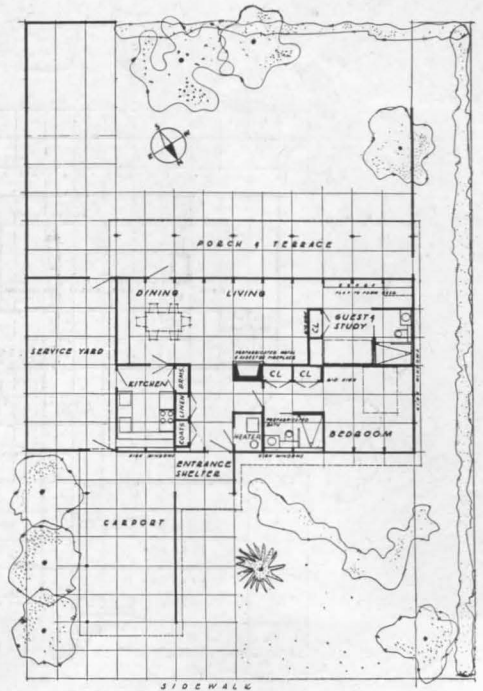

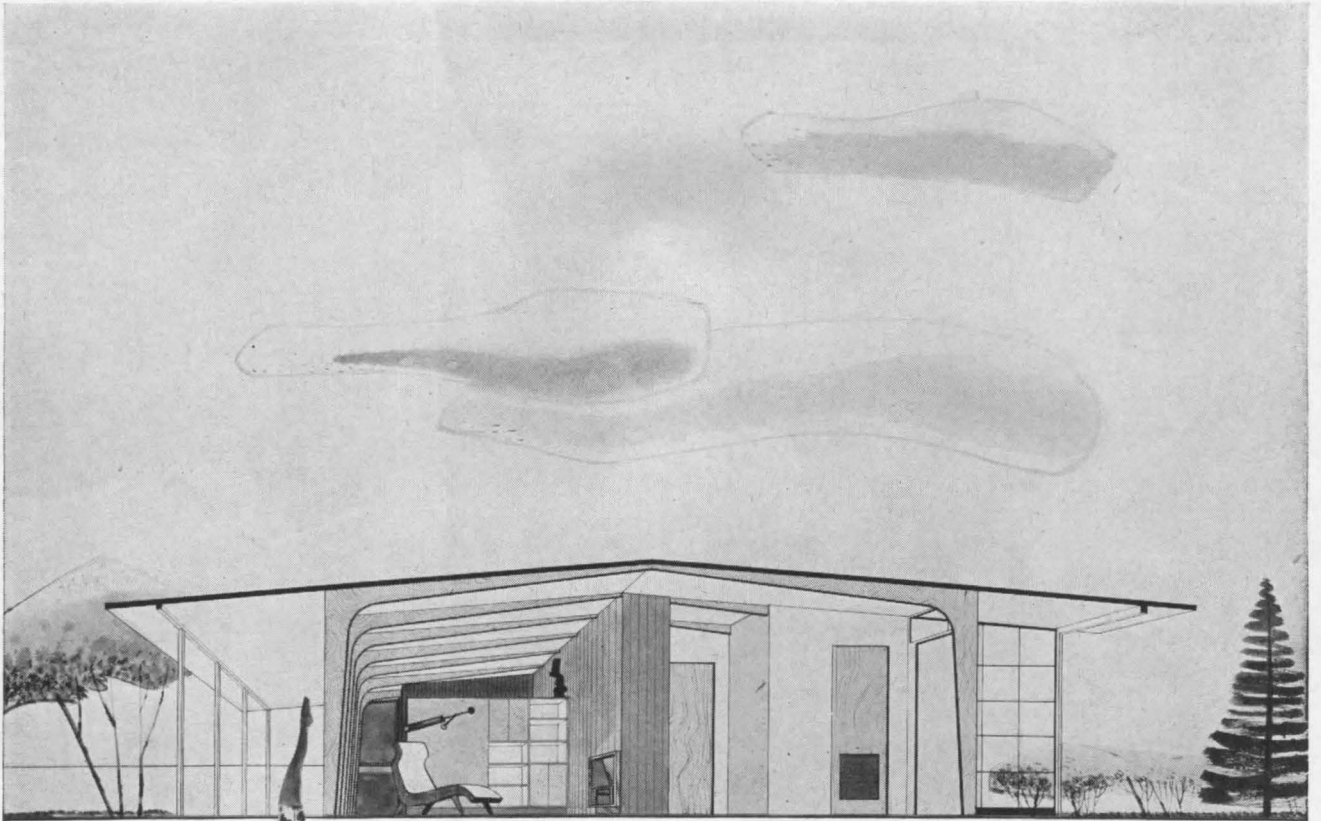
Patents pending



PREFABRICATION FOR FLEXIBLE PLANNING

A laminated arch system of prefabrication

Wurster and Bernardi, Ernest J. Kump, Architects Associated

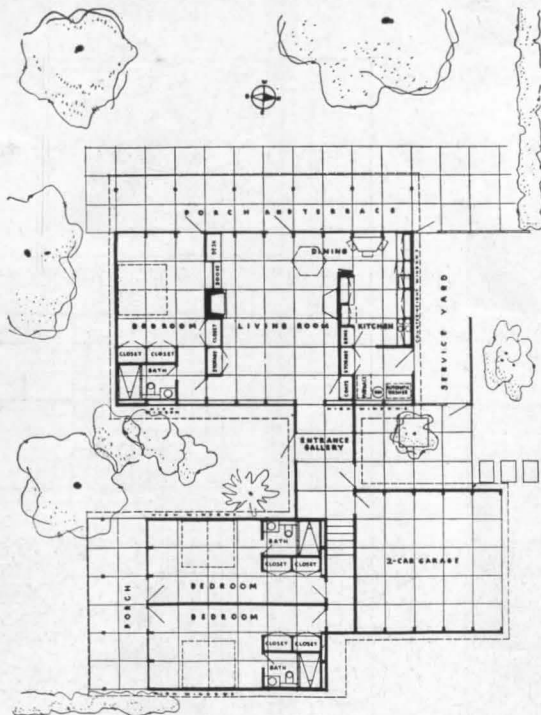



As the small photographs above might suggest, here is a house prefabrication system that grew out of school building techniques. When it became apparent early in the war that a great many schools would be needed in a hurry, Mr. Kump developed a prefabricated system, established a factory and went into production. He later sold the factory to a group organized as Standard Engineering Corp., retaining the patent rights.

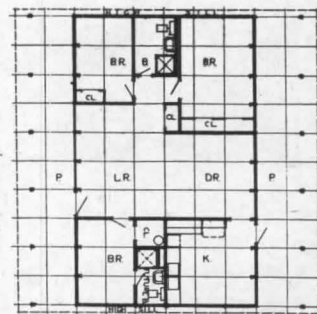
Recognizing the merits of the system for residential

building, William Wurster and Theodore Bernardi joined with Kump to develop the obvious possibilities. A major advantage for houses is the complete flexibility of planning or replanning, due to the freedom from any interior bearing walls.

The system centers around laminated plywood arch construction. The arches are spaced at 4-ft. centers, are tied together with continuous members at the floor, eaves, and ridge. Hollow frame wall and roof panels, with any



These two floor plans were selected from a number of different schemes, to show the possibilities of the arch system of prefabrication for both small and large houses, for both compact and open planning




3 BR - 960 SQ FT + PORCHES - CONC. FL.

desired surfacing, are applied between and attached to the arches. Windows and doors are attached in the same manner. Where wooden floors are desired, floor beams can be prefabricated and floor panels dropped between them. In general, however, it is contemplated to use concrete or tile floors on the ground, with some floor system of radiant heating.

Bernardi mentions two factors that had particular appeal: (1) the possibility for handsome houses without any self-conscious "streamlined" effects; (2) "the erection

process is childishly simple." Once the foundations are in place, no rulers or saws are required on the job, just a hammer and screw-driver. There are dados, shoulders or notches wherever one member fits onto another; all holes are drilled at the factory.

Equally applicable to large or small houses, to open or compact planning, the system is considered to have development possibilities in several different directions. A house built for a client and photographed by Roger Sturtevant will be shown in a forthcoming issue.




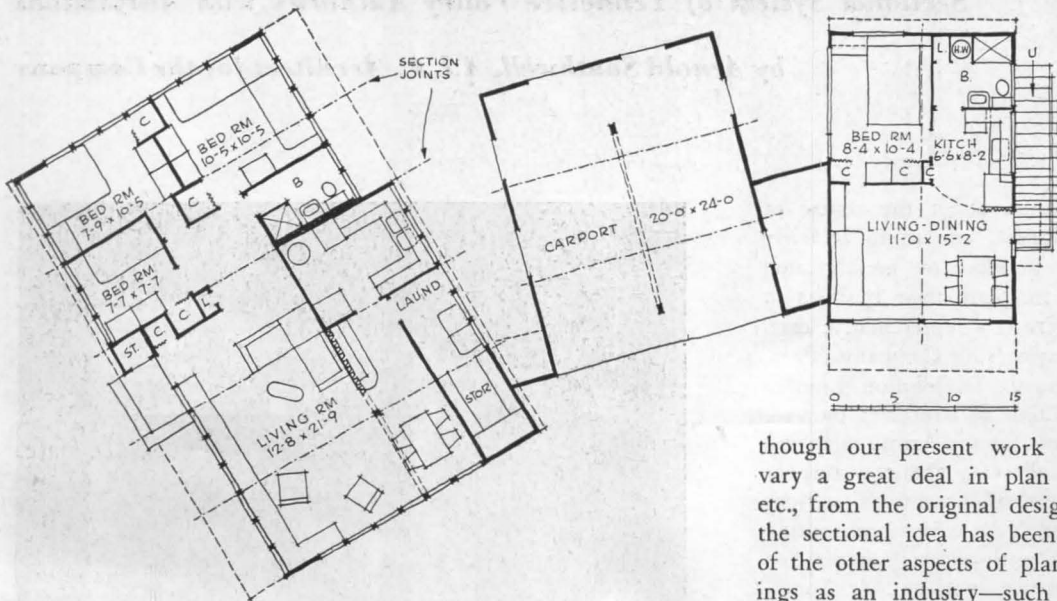

PREFAB POINTED TOWARD POSTWAR SALES

*Experimental Houses by Prefabricated Engineering Company Follow
Sectional System of Tennessee Valley Authority with Adaptations
by Arnold Southwell, A.I.A., Architect for the Company*

IN ALL of the speculation about the course of prefabrication in the future, one thing is fairly certain: that wartime builders of prefabricated structures will seek to maintain their business in the civilian markets. Here is a representative case.

The Prefabricated Engineering Company (Prenco), a subsidiary of the C. D. Johnson Lumber Corporation, built hundreds of structures by various prefabrication systems for the Army, including 1800 sectional houses following the now-familiar TVA system of building three-dimensional sections to be trucked to the site. Now it is experimenting with the sectional house with adaptations directed toward sales in the postwar markets. Mr. Southwell, company architect, writes: "It was only after producing sectional homes and after much study of all the problems involved that this company decided that the sectional method was the best to concentrate upon and to develop further. Even





though our present work and future intentions vary a great deal in plan arrangements, details, etc., from the original designs prepared by TVA, the sectional idea has been maintained. . . . All of the other aspects of plant-manufactured buildings as an industry—such as sales, distribution, trade relations, production methods, material uses, equipment, postwar conveniences, etc., are being simultaneously studied.”

Obviously the company is not falling into the better-mousetrap error. While the technical ex-

This experimental house tests livability of two sectional models. Main house is a standard TVA Type C-1 unit with one additional 8-ft. section added to living areas. The other one, a standard TVA Type A-6, one-bedroom, two-section unit, was set up on a 7-ft. foundation, providing additional storage space and playroom (photo next page)


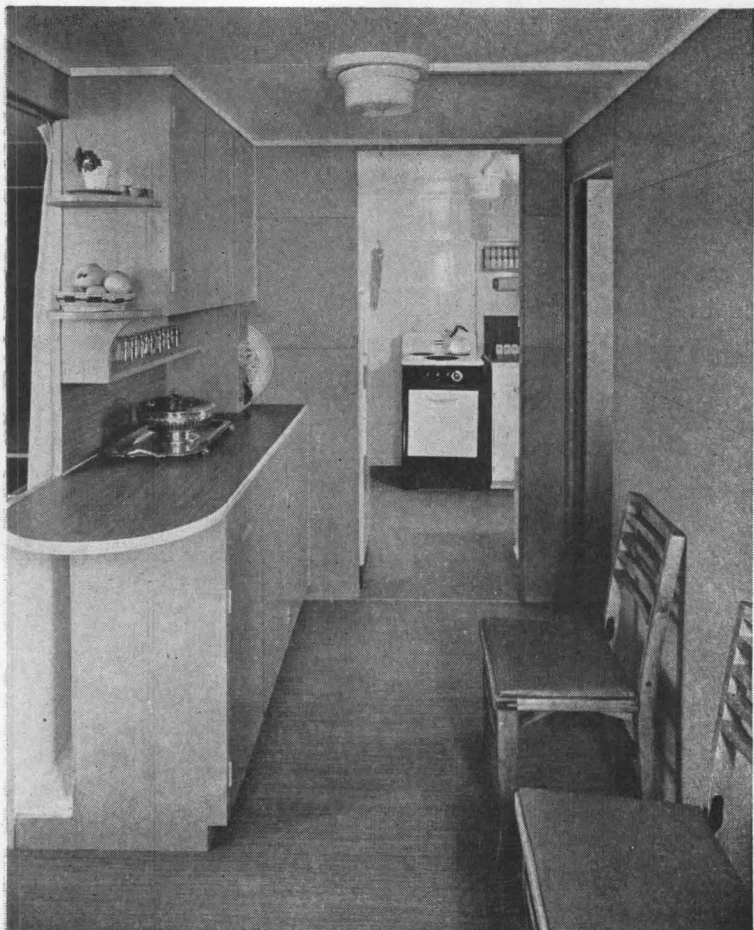


perimentation continues, the current list of items under study carries more than a suggestion of sales consciousness:

1. Interchangeability of entire sections in the two- and three-bedroom units.
2. The mechanical equipment all in one of the sections.
3. Fixed light windows with ventilating door becoming a louver when open.
4. Sliding windows, flush inside and out, which form a part of the structure.
5. Louvred overhangs to provide solar heat control.


The house illustrated is at Lake Oswego, Ore., and is occupied by Robert F. Johnson, company head.





A U-plan kitchen in one 8-ft. section makes an efficient and workable unit; serving buffet in the adjoining section adds shelf and dish storage space convenient to the dining area, also to the service door



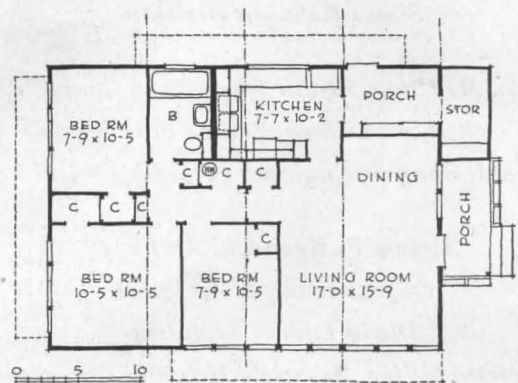


3-Bedroom, 4-Section Model

THIS is a Prencro revision of the TVA-designed C-1 unit. With four 8-ft. sections, it makes a house 24 by 32 ft. Larger windows of the fixed-light type have top and bottom ventilating louvers. Solar heat is controlled with outside sunshades.

Floor, wall, partition and roof panels forming the section shell are plywood-surfaced, stressed-skin design. Exterior panels are insulated with a 2-in. blanket. Roof finish is canvas, bedded and spray painted. All plumbing piping and fixtures are installed complete, ready for field connections.

Built-ins are featured, including: storage cabinets, beds, dressing tables, chests, dining table and chairs, sofa bed, clothes closets with fittings, curtain traverses and tapes, even a flower box.



HOSPITALS

Architectural Record's Building Types Study Number 104



U. S. Public Health Service

*Hospital Facilities Section
States Relation Division*

V. M. Hoge, Senior Surgeon-in-Charge

J. R. McGibony, Senior Surgeon

Marshall Shaffer, Engineer (R), Chief Architect

August F. Hoenack, Architect

George Ivanick, Architect

David Lovell, Architect

Henrietta Miller, Associate Hospital Consultant

WHILE construction of hospitals may certainly be expected to reach record proportions after the war, there will be significant breaks with tradition. In the words of a famous comedian, "the program's going to be different."

What is new is that this time there *is* a program. In the past hospitals have been built where voluntary money was available. Whole sections of America, particularly rural America, were left without hospitals. And, of recent years, without doctors. Also there was virtually no coordination of anything — hospitals were naturally competitive, rather than supplementary. Now, with a widespread appreciation of the need for more and better health facilities, an appreciation heightened by the war, there is general acceptance of the idea that some serious planning is in order.

The needs for hospital facilities of various types will be accurately established—for individual localities as well as for the country; the program will be better coordinated with the needs; and the buildings will be better planned for their specific purposes. And it appears also that the money will be available.

Architects will appreciate that as such over-all planning becomes operative it will have its effect on the planning of individual hospitals. First, there will be new types of buildings, especially in rural areas. Moreover, these and other hospitals will be designed and equipped according to their niche in a "coordinated hospital service plan." This plan, charted in detail on pages 108 and 109, has been proposed by the U. S. Public Health Service, and contemplates four basic types of medical center facilities: the small neighborhood or community "health center," the "rural hospital," the "district hospital," and the large "base hospital." This Building Types Study includes plans for one of each of the four types, three of them being specific suggestions of the Hospital Facilities Section and Chief Architect Marshall Shaffer.

The plan is much more than an academic proposal. It is the basis for proposed federal aid, which shows considerable promise of being forthcoming. The plan is embodied in S. 191, now before the Senate, "a bill to amend the Public Health Service Act to authorize grants to the



Roy Perry, for U.S.P.H.S.

states for surveying their hospitals and public health centers and for planning construction of additional facilities, and to authorize grants to assist in such construction." The bill has had universal support from organizations in the medical and hospital fields and from virtually all other groups in any way interested, including labor and farm organizations.

Public Health officials emphasize, however, that whether or not Congressional action implements the hospital plan with federal funds, the proposal will go forward in one way or another. It is not just a hospital construction program, but a broad new method of providing hospital and health care, much of which could be carried forward no matter who provided the new facilities.

Since the bill provides for federal grants to states, not to individual hospital projects, the program calls for action on several fronts:

1. It involves the formation of state commissions to receive funds and carry out provisions of the act. Already these commissions are being organized; many are already at work with preliminary studies of the need.

2. To see that architects are represented on state commissions is an active project of the American Institute of Architects. Through its Committee on Hospitalization and Public Health, chaired by Carl A. Erikson of Chicago, it is establishing necessary contacts in state government circles to the end that the planning profession will have an opportunity to make its own contribution to original surveys and to later planning procedures. Since the whole program is based on organization of health facilities by states, it is important that the beginning state commissions be properly set up for effective work. Henry Saylor, speaking for A.I.A. President James R. Edmunds, emphasizes the architect's obligations, on page 106.

3. A basic requirement is detailed study of the need for hospital facilities. No tabulation of statistics will show it properly unless it is worked out region by region, community by community, for the greatest immediate need is in small, isolated areas not now served by public health clinics or hospitals.

Already two academic studies have been prepared, one

by the U. S. Public Health Service, one by the Farm Security Administration. Both highlight the rural need, while adding up a tremendous building program for the country at large. A major study of a grass-roots nature is being undertaken with private funds, by the Commission on Hospital Care, sponsored by the American Hospital Association (see Dr. Bachmeyer's article, page 107).

Since S. 191 would provide funds for state surveys, presumably there is little reason to doubt that hospital construction in the years ahead will be well directed toward the people who have the greatest need.

4. Further steps on the agenda involve an operational coordination of hospital facilities as diagrammed on page 108. New buildings to benefit from federal grants would be worked into such a plan, and designed for it. But many, if not most, of the larger hospitals in the scheme are existing ones. Many existing smaller ones could be integrated into the plan, though many of these would require additions, alterations and new equipment.

5. While the whole hospital service plan at present includes only general hospital facilities, it is recognized that in special types of hospitals—mental and nervous institutions, tuberculosis, chronic diseases—America's plant is far from adequate. Right now the program merely mentions this as a future front for attack. There is no trouble about finding an ambitious building program in the present plans.

The Surgeon General made an early estimate of need for general hospital beds totaling around 231,000. Testifying before Senator Pepper's committee on wartime health and education, he called for 165,000 new general hospital beds, and pointed out that 66,000 additional beds would be required to replace those in now obsolete hospitals. He said also that 2,400 modern structures are needed to house local health departments. Including mental and tuberculosis types of hospitals he ran the total need to more than 400,000 beds, without any reference to chronic disease hospitals.

Editors of *The Modern Hospital* have made their own survey of needed hospital construction, adding it up to \$3,000,000,000.

THE PRESENT OPPORTUNITY *By Thomas Parran,*

Surgeon General, U. S. Public Health Service



U. S. P. H. S.

TODAY public health stands on the threshold of its greatest opportunity. Never before has the public been so well informed in health matters and so vocal in its demand for better health care.

We are living in an age of science and technology. Organized for war, the United States has become the strongest military power on earth. Our achievements in the science of medicine are no less remarkable than those in the science of war. Only a small part of this genius, if organized in the pursuit of better health, would make us also the healthiest nation on earth.

Only a relatively few years ago doctors labored under the handicap of limited knowledge as to the cause of many diseases; today we know the cause, cure and means of prevention of all but a few. The organization and machinery for the application of this knowledge, however, has not kept pace with the science of medicine. In fact, in many places physical facilities for hospital and public health care have progressed but little since the days of the horse and buggy doctor. Although time is rapidly removing the old-fashioned doctor from the rural scene, he is not being replaced by a modern counterpart. As a result, a great many communities are finding it increasingly difficult to obtain medical care.

Although the war accelerated the departure of physicians from rural areas, the trend was well established before the war began. It is futile, therefore, to expect the end of the war to bring much increase in the supply of rural physicians. The present-day doctor is trained to work with modern tools—hospitals, clinics, and diagnostic aids. Unless hospitals and public health services organize to bring these advantages to rural areas, good health care for all is an unattainable goal.

A Coordinated Hospital-Public Health Plan has been suggested as a mechanism for equalizing the quality of hospital and medical care between urban and rural areas and for making this care more readily available. The plan as outlined and illustrated herein, perhaps visualizes a greater degree of service integration than is to be found in any one plan in operation today. On the other hand, most of the principles implied have been instituted in many places.

It is to be hoped, therefore, that state planning commissions, in drawing up their long-range health and hospital programs, will keep in mind the advantages of a coordinated program; that well-established hospitals will grasp the opportunity to broaden their field of service through assistance to smaller institutions; and that small hospitals to be built will safeguard their standards by seeking association with larger institutions.

A CHALLENGE TO HOSPITAL ARCHITECTS

By Henry Saylor, for A.I.A. President James R. Edmunds, Jr.

NEITHER those who administer our country's hospitals, nor the architects who designed them, are satisfied with the results; if contentment should prevail it would signify the end of the progress.

Undoubtedly, one major cause of the architect's periodic remorse is the lack of continuous collaboration with those who run his hospitals after they are built. In between hospital jobs, too much unobserved water has run over the dam. Excepting during the short period when design and administration are in a huddle over a new job, these two elements have been passing each other by on the opposite sides of the street.

A far closer and continuing relationship is promised for the future. The architects, through an Institute Committee on Hospitalization and Public Health, will work more closely with the American Hospital Association

in seeking broad objectives of public health. With the A.H.A. representing the voluntary hospitals of the land and The Institute Committee representing the architectural profession, a closer and continuing collaboration is assured. The product should be better hospitals.

Parallel with this collaborative relationship is another of great importance. The United States Public Health Service, through its State Relations Division, maintains a Hospital Facilities Section. Its personnel includes specialists in medicine, hospital administration, nursing, and in hospital design and equipment. Here is a national clearing house for the technology of hospital and health center design. It does not design hospitals; it does give the architect, upon his request, the fruits of the latest thinking in unit design, mechanical equipment and the scores of details of which a set of working drawings is the correlated expression. Any architect, with a hospital to design, who fails to avail himself of this up-to-the-minute technical aid is not only missing a bet, he is missing the boat.

This country is on the very threshold of a belated but powerful movement that will make a really adequate survey of its public health facilities—*what* they now are and *how distributed*. We seem to be nearing the end of an era in which hospitals, excepting those built by governmental authorities, sprouted only where nature hap-

pened to plant a philanthropist with a yen for public health. That was inevitable in our pioneer years, but it isn't good enough today. Whether the Senate Bill 191 makes its presently unhampered way through to enactment, or not, this country is eventually bound to cast a critical eye over its present facilities and set about the big job of making them both adequate and properly spaced. That job is not one that the architects can blithely turn over to George to do. If we shirk our obvious responsibility, we shall do so to our peril and to our shame.

The direct paths to this national objective are open and in plain view. We should participate, individually and vigorously, in activating and directing, with the medical, hospital administrative, nursing and public health authorities, the necessary state-wide surveys of health and hospital facilities. We should reinforce the A.H.A. recommendation that an architect be appointed on the survey commission in every state. The architect's training in the analysis and appraisal of the present physical plant is undeniably needed here, but it will not be utilized if he crawls up some shady bank and imitates a violet.

An adequate and properly distributed system of hospitals and public health centers for this country of ours will not be achieved if we do not make a start.

We have a challenge calling for the best that is in us.

AMERICA'S FIRST HOSPITAL INVENTORY

By A. C. Bachmeyer, M.D.

Director of Study, Commission on Hospital Care

THE spotty distribution of America's hospitals means that many rural Americans must go without medical or hospital care. Every day thousands of sick and injured people are forced to travel many miles away from their homes for hospitalization—or just to see a doctor. We know that these conditions exist, but we do not know their degree. We do not know exactly *where* they exist, because there is no complete record of our hospitals.

It is necessary to know these things if the millions of dollars in private and public funds for postwar hospital construction are to be spent wisely.


In order that such a record might be established, the Commission on Hospital Care is directing a complete inventory of the nation's hospitals. This first hospital inventory in American history is part of a broad hospital study which will include data covering the historical development of the American hospital and an analysis of economic, population and geographic factors—all of which have a direct bearing on postwar hospital construction and the future quality of hospital service.

The Commission on Hospital Care was inaugurated by the American Hospital Association, and is sponsored by state and regional hospital organizations. It is assisted in its work by the United States Public Health Service, which

has made technical personnel and physical facilities available to the staff. Also, state health departments have offered assistance and in some instances are actually conducting the studies. The study is financed by the W. K. Kellogg Foundation, the Commonwealth Fund and the National Foundation for Infantile Paralysis. They are united by a sincere interest in finding the facts.

The technical staff of the Commission acts as a central agency for the stimulation and coordination of state studies. Besides urging the states to organize, finance and conduct their own studies, the Commission provides uniform work materials, furnishes technical assistance and tabulates all of the information for the state surveys. Each state will collect its own information, study its own problems, and make its own plans.

Forty states are now in one stage or another of their surveys. Actual field work among the hospitals is underway or about to start in Iowa, Massachusetts, Michigan, Missouri, Montana, New Hampshire, North Dakota, Wisconsin and Wyoming. State legislation authorizing hospital studies has been enacted, although the surveys have not yet been inaugurated in Delaware, Indiana, Maine, New Mexico, North Carolina, Oklahoma, Oregon, Rhode Island, Vermont, Virginia and Washington.



Small circles represent chronic disease hospitals, for later consideration

HOSPITALS were formerly considered only as places in which to care for the seriously ill. Modern programs of hospital construction and operation have as their aim a more inclusive type of hospital service. Something more on the order of the medical center, which combines and coordinates the three major aspects of medical care—preventive, diagnostic, and therapeutic.

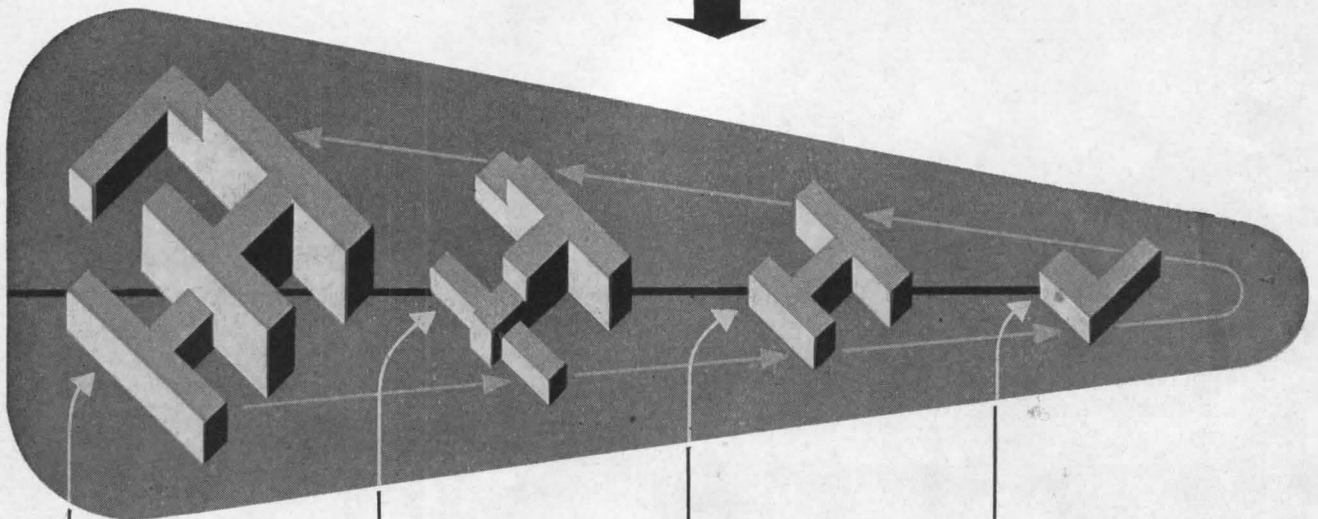
On this principle the Surgeon General of the U. S. Public Health Service has suggested the coordinated hospital service plan, charted above, to provide the three types of care throughout the country through a network of hospitals and health centers. With the large "base" or "teaching" hospital as the center, there would be radiating lines of communication, or "hospital service areas." Next in the line would be a large general hospital in an urban

area, called here the "district" hospital. Then a smaller one, the "rural hospital," which would be of minimum size for efficient and satisfactory operation. For the isolated communities too small for even a minimum hospital there would be a sort of outpost clinic or diagnostic clinic, a rural health center with small nursing unit.

At the end of the line the only nursing service given would be for obstetrical or emergency cases; principal activities would be preventive and diagnostic. Other patients would be referred up the line, as warranted. There would also be constant interchange between hospitals of information, training, and consultation. And separate buildings would be designed and equipped according to their place in the system. Thus a great area, presumably a state, might be tied together by a network of facilities.

COORDINATED HOSPITAL SERVICE PLAN

Plan provides for constant exchange between hospitals of information, training, and consultation service, and personnel, and for referral of patients when indicated



BASE HOSPITAL

*Teaching Research
Consultation*

CANCER CLINIC
PSYCHIATRIC SERVICE
HEART CLINIC
MAJOR SURGERY
INTERNAL MEDICINE
OBSTETRICS
PEDIATRICS
ORTHOPEDIC SURGERY
COMMUNICABLE DISEASES
 Tuberculosis
 Venereal Disease
 Other
TEACHING
 Nurses
 Interns
 Residents
 Post Graduates
LABORATORY
 X-Ray
 Pathology
 Bacteriology
 Chemical
PHYSIOTHERAPY
DENTISTRY
EYE, EAR, NOSE, THROAT
DIETETICS

DISTRICT HOSPITAL

MAJOR SURGERY
OBSTETRICS
INTERNAL MEDICINE
COMMUNICABLE DISEASES
 Tuberculosis
 Venereal Disease
 Other
PEDIATRICS
EYE, EAR, NOSE, THROAT
DENTISTRY
PHYSIOTHERAPY
LABORATORY
 X-Ray
 Pathology
 Bacteriology
 Chemical
TEACHING
 Nurses
 Interns
 Dietetics

RURAL HOSPITAL and Health Center


INTERNAL MEDICINE
OBSTETRICS
EYE, EAR, NOSE, THROAT
DENTISTRY
MINOR AND UNCOMPLICATED
SURGERY
LABORATORY
 X-Ray
 Bacteriology
ADMINISTRATIVE PUBLIC
HEALTH OFFICES
 Health Officer
 Sanitarian
 Public Health Nurses
 Public Health Clinics
 Maternal and
 Child Health
Tuberculosis
Venereal Disease
Public Health Education

RURAL HEALTH CENTER

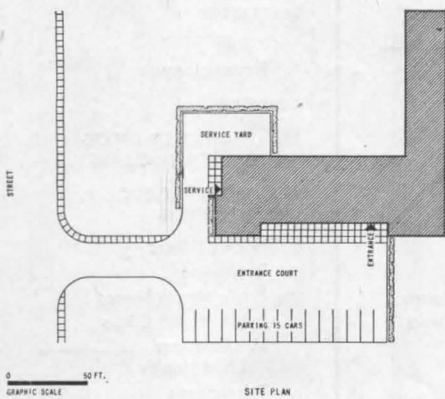
OBSTETRICS
EMERGENCY MEDICAL
AND SURGERY
LABORATORY
 X-Ray
 Bacteriology
DENTISTRY
PRIVATE OFFICE OR OFFICES
FOR PRIVATE PHYSICIANS
ADMINISTRATIVE PUBLIC
HEALTH OFFICES
 Health Officer
 Sanitarian
 Public Health Nurses
 Public Health Clinics
 Maternal and
 Child Health
Tuberculosis
Venereal Disease
Public Health Education

As far as buildings are concerned, a major effect of the plan would be seen in rural hospitals and rural health centers. Here too the plan should reach its primary objective—the extension of modern health service to now-unserved areas


RURAL HEALTH CENTER



Stanley Reese, delineator



For an outlying health center parking space is a "must." And parking space for baby carriages, preferably on a covered terrace, is also a requirement for a health clinic. Below: a typical two-bed room in the nursing wing



Arthur Wareham, delineator

WITH 10-BED NURSING UNIT

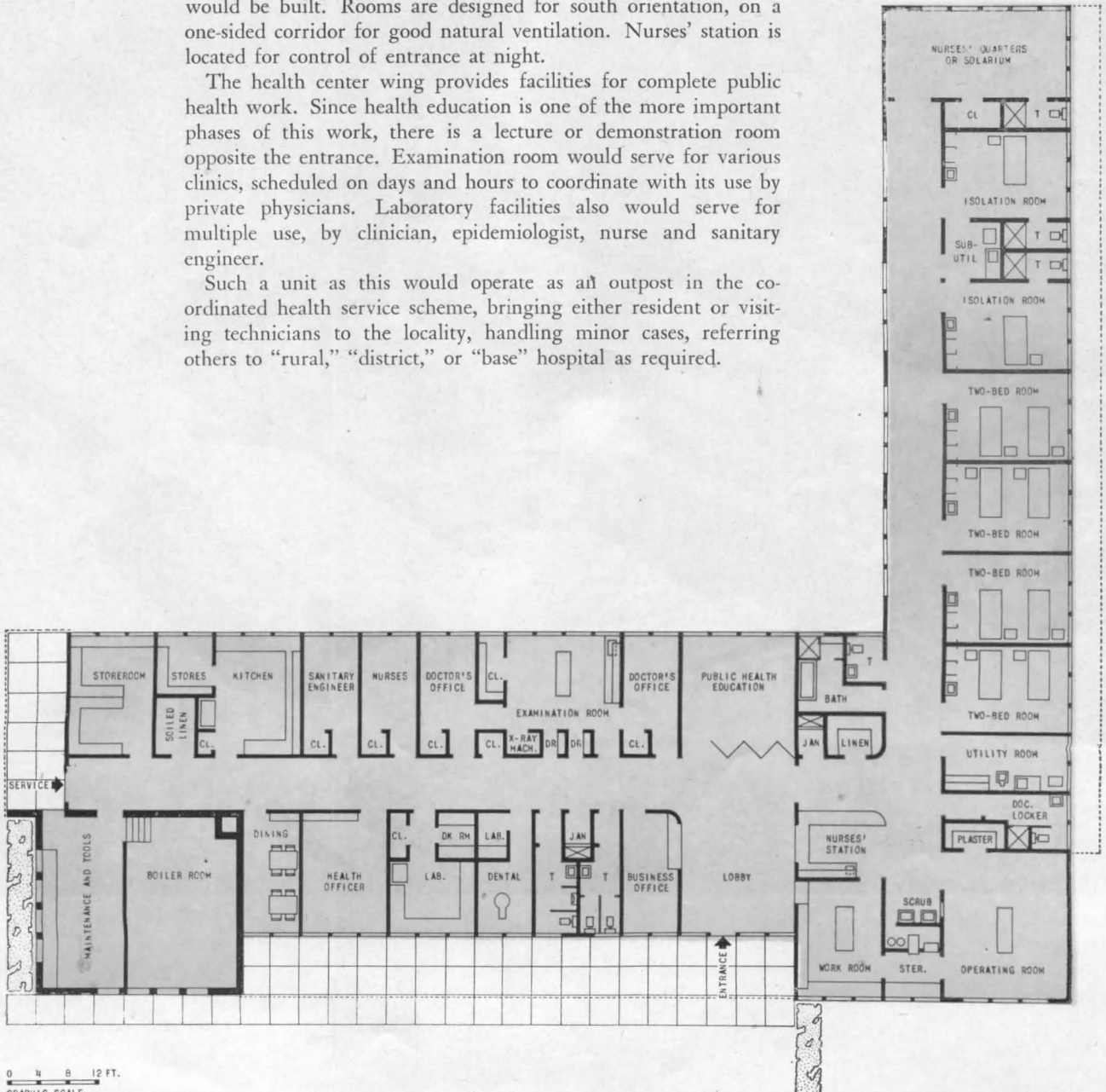
Plan suggestion by Hospital Facilities Section, U. S. Public Health Service

TOO SMALL to qualify as a hospital, this outpost of the hospital service plan is intended only for rural communities which cannot support even a "rural hospital." Its primary function is to bring public health facilities to the small community; its secondary one to provide nursing service mainly for obstetrical care, plus facilities for emergency or minor surgical work. A noteworthy feature is the provision of offices and examination room for private physicians; it is anticipated that local doctors will want to avail themselves of the diagnostic facilities now so generally lacking.

The nursing unit, though small, is complete. The isolation suite should be especially appreciated in places where this unit would be built. Rooms are designed for south orientation, on a one-sided corridor for good natural ventilation. Nurses' station is located for control of entrance at night.

The health center wing provides facilities for complete public health work. Since health education is one of the more important phases of this work, there is a lecture or demonstration room opposite the entrance. Examination room would serve for various clinics, scheduled on days and hours to coordinate with its use by private physicians. Laboratory facilities also would serve for multiple use, by clinician, epidemiologist, nurse and sanitary engineer.

Such a unit as this would operate as an outpost in the coordinated health service scheme, bringing either resident or visiting technicians to the locality, handling minor cases, referring others to "rural," "district," or "base" hospital as required.




50-BED RURAL HOSPITAL

Plan suggestion by Hospital Facilities

Section, U. S. Public Health Service

SUGGESTED for the second element in the coordinated hospital service plan, this "rural" hospital is considered just about the minimum size for adequate care and supervision. While this is an accredited hospital, it is not intended to handle complicated major surgery cases, which would be referred to the "district" or "base" hospital.

Incorporation of the local public health organization and facilities into the rural hospital has many advantages, whether in public or voluntary hospitals. The



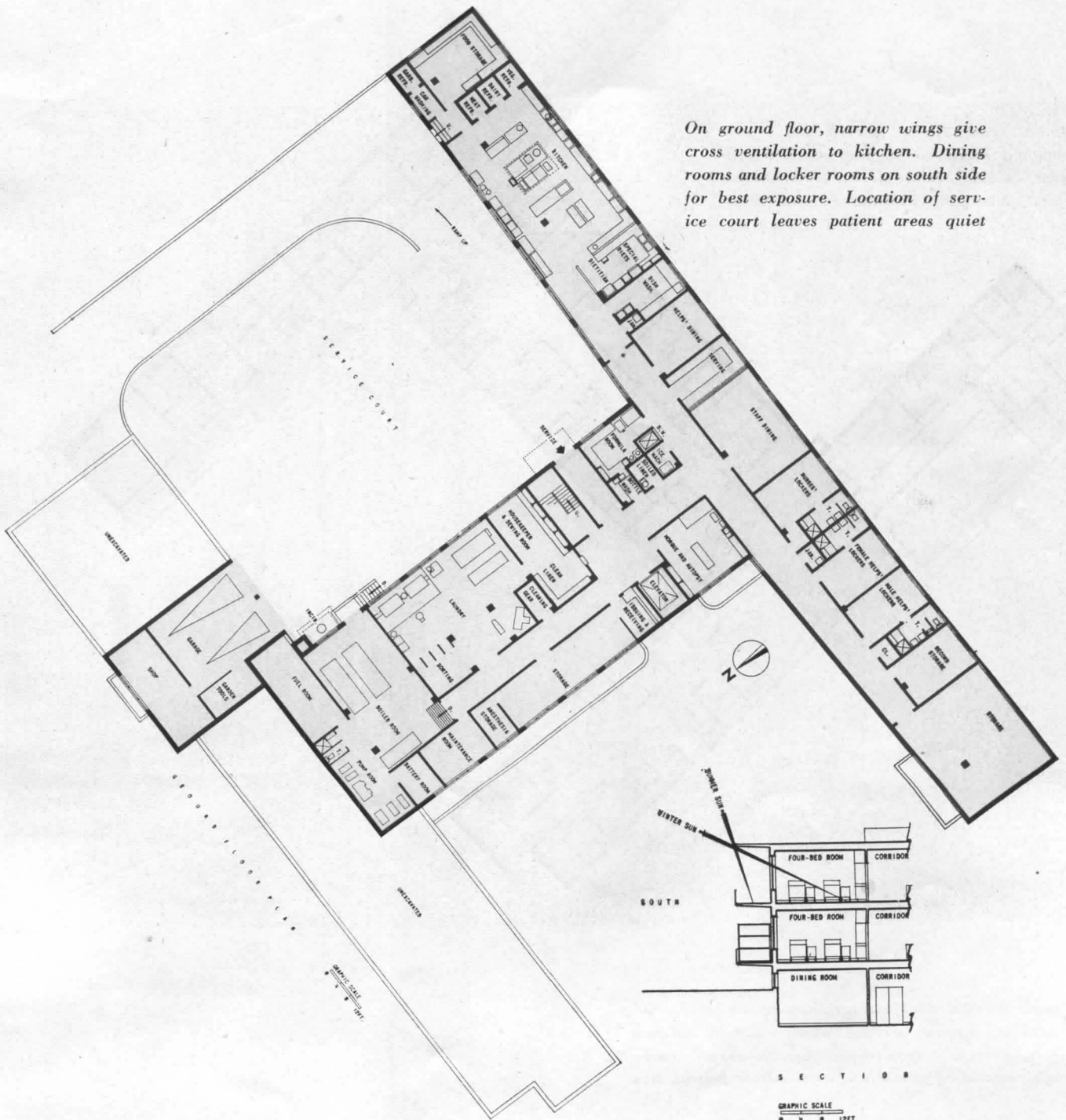
AND PUBLIC HEALTH CENTER

source of income would be broadened to include both public and private means. Public health and hospital facilities should be less expensive to provide and maintain when in combination. Where only the small hospital is possible, economy of material resources and technical personnel may be absolutely necessary to good health service.

Although not provided for in this plan, the inclusion of offices for lease to private physicians is being looked upon with increasing favor. Not only is such

an arrangement advantageous to the small hospital without interns or residents, but it would also be an added inducement to physicians to locate in small communities.

Coordination of this little hospital with larger ones in the line would also be considered an inducement to physicians to practice in rural areas. Fear of professional stagnation often dissuades the young physician who might otherwise take up country practice. In the plan he would maintain contact with the big



On ground floor, narrow wings give cross ventilation to kitchen. Dining rooms and locker rooms on south side for best exposure. Location of service court leaves patient areas quiet


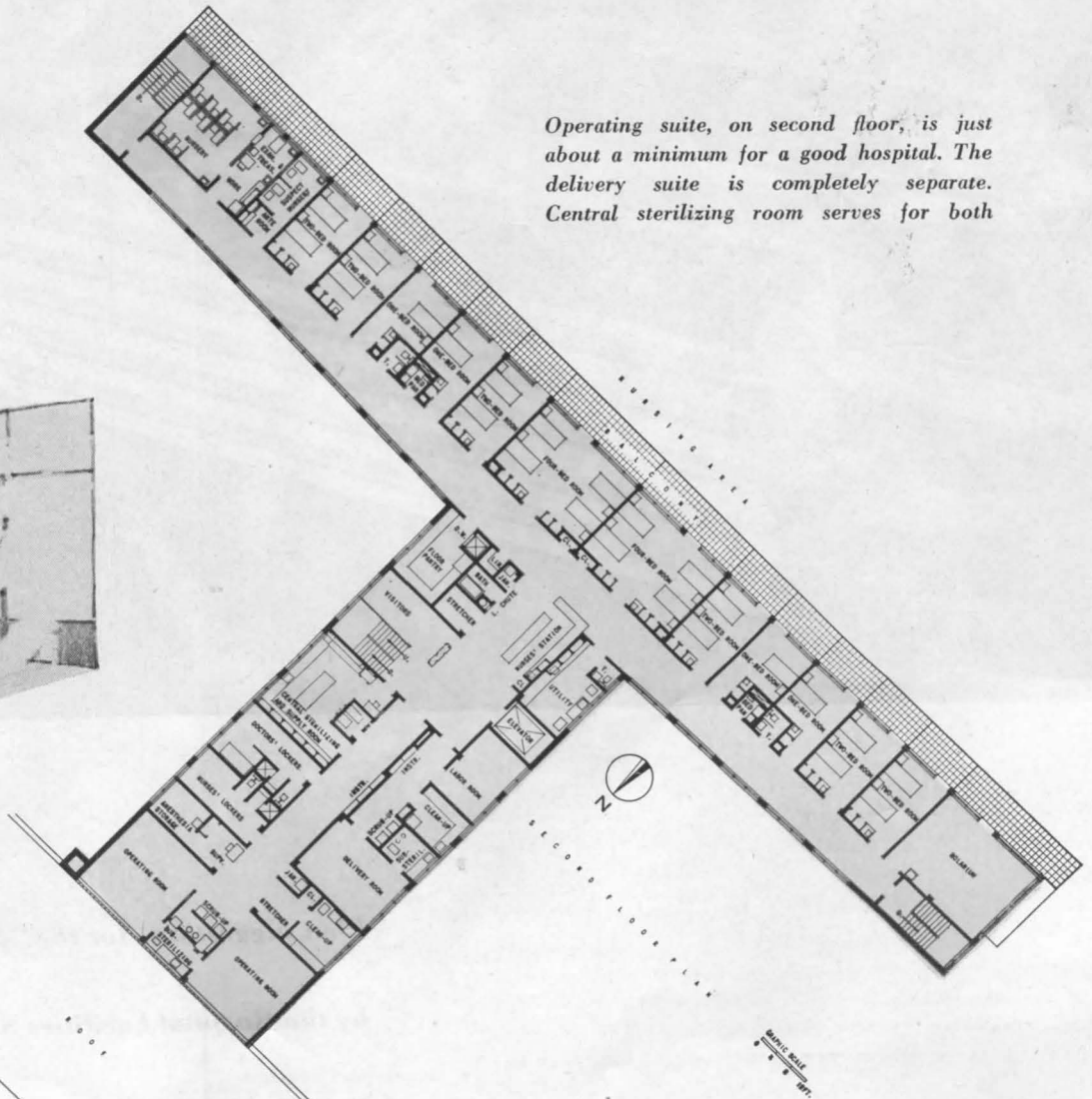
with the hospital. The location of x-ray, physiotherapy and like departments is such that they are equally convenient to in- and out-patients. The public health department has its own wing close to the main entrance; the assembly room for health education has its own entrance.

The building is designed with extended nursing wings, with all rooms on one side of the corridor, and all intended to face the south, and away from the

rest of the building for isolation from noise.

Two court areas provided by the H-shaped plan are at different levels. Thus one becomes a service court for the service rooms on the ground floor; the other, a drive-in and turn-around for the ambulance entrance on the first floor.


While this design suggests balconies along the nursing wings, it is pointed out that hospital authorities are not in agreement as to their usefulness.



200-BED HOSPITAL

THE accompanying plan is suggested as the third element of a coordinated system—the so-called “district” hospital. Such a facility typifies the concept of the active urban general hospital of two hundred or more beds, in which practically complete diagnosis and treatment are available. As members of its staff one would expect to find outstanding representatives of the medical profession in its various specialties.

Approved internships, residencies, and a school of nursing would constitute its teaching facilities, although informal refresher courses on a limited scale might be available to physicians from the smaller hospitals and from the rural areas, thereby establishing a basis of understanding and cooperation which would materially aid in maintaining an elevated standard of care in the outlying areas, which is one of the principal objectives in the



Stanley Reese, del.

Plan suggestions for the “district” hospital

by the Hospital Facilities Section,

U. S. Public Health Service


FOR THE LARGE URBAN DISTRICT

coordinated hospital service plan.

Incidentally, a 200-bed hospital is a fairly large one. It is not expected that a large number will be built immediately for the inauguration of the coordinated plan suggested by the Health Service. Many existing institutions could be fitted into the plan. There are many excellent ones ideally suited to perform the functions here suggested, but it is anticipated that others in this category

will, in time, require replacement, and that in other areas entirely new hospitals will be necessary. Whether the new ones will be fully as large as this is open to some doubt, but a 200-bed size was chosen for this "district" hospital because it would be difficult to include all the desired facilities in a hospital much smaller.

The staff and clinical facilities of the district hospital should be adequate to handle competently practically all



While this hospital uses the central storage system, here the storage facilities are departmentalized for reasons of control. An "issuing and receiving" office controls movement of supplies, also the come and go of the employees

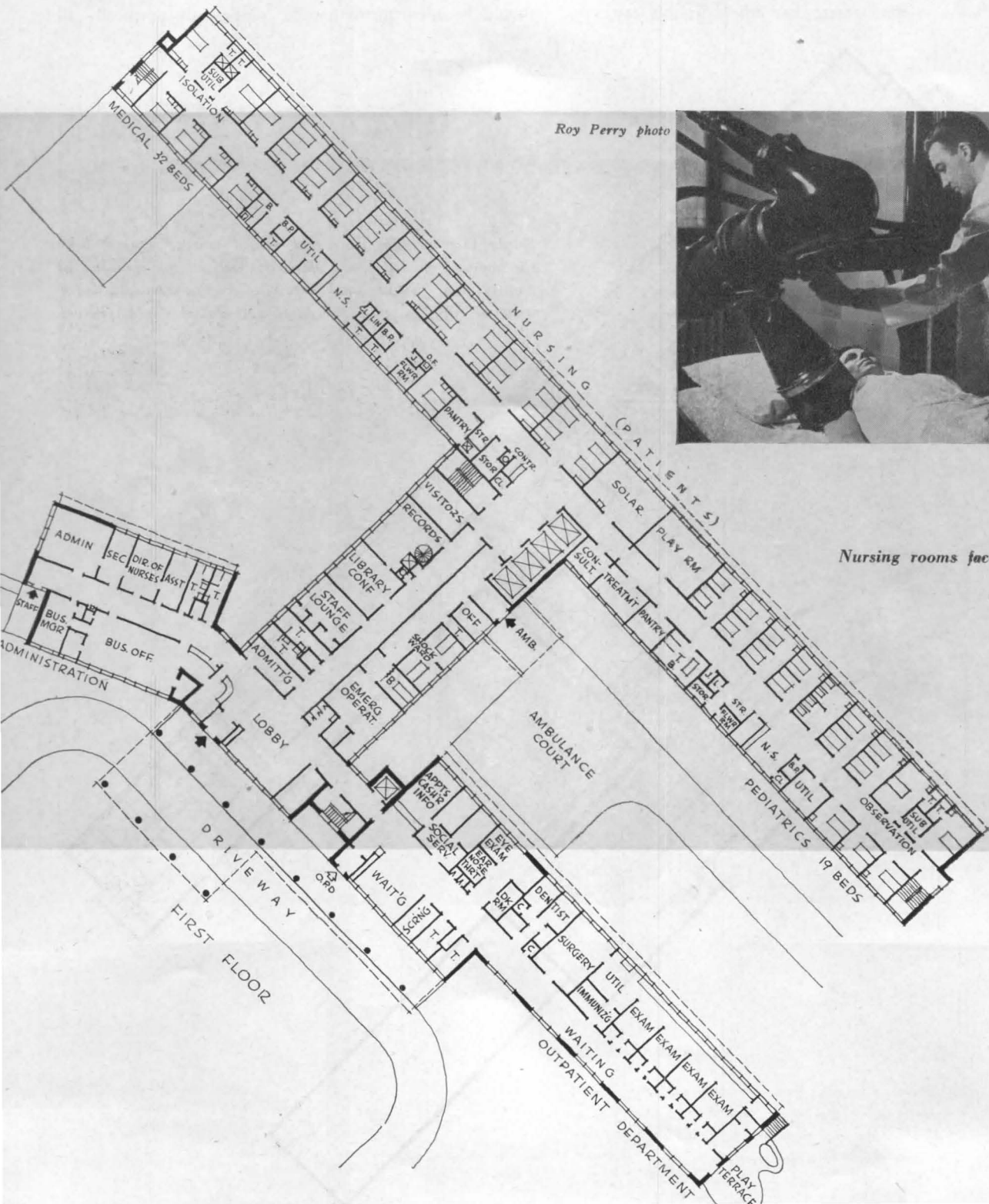
types of major and minor surgery, obsetetrics, internal medicine, pediatrics, eye, ear, nose, and throat conditions, dentistry, physiotherapy and industrial medicine and surgery. Ordinary communicable diseases, including venereal, would be cared for, and at least the primary diagnosis and initial treatment of tuberculosis and neuropsychiatric conditions. In order properly to discharge these functions, an approved x-ray, pathology, bacteriology, and chemical laboratory would be required.

The accompanying plan, while shown in considerable detail, is suggestive only, like the others, and will require modification and adaptation to specific conditions en-

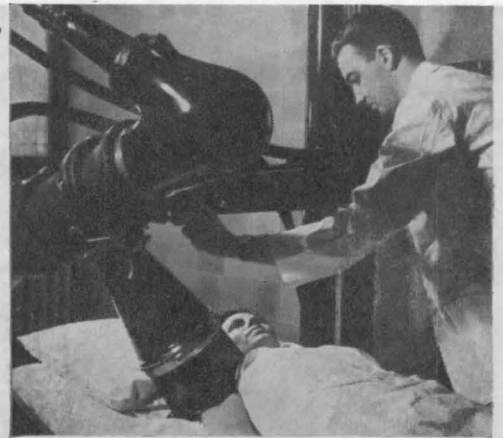
countered by the local architect for an actual project.

Again medical offices for private practitioners are included in the plan (second floor). While in a large hospital, presumably in an urban center, it would not be so necessary as in a small community for doctors to have their offices right in the hospital, the idea still has advantages. The physician would be close not only to his hospitalized patients, but also to the various facilities for diagnosis and treatment.

While the open plan is again used, with nursing rooms ranged along the south side, for both noise isolation and sunlight, the wing is deepened to accommodate utility

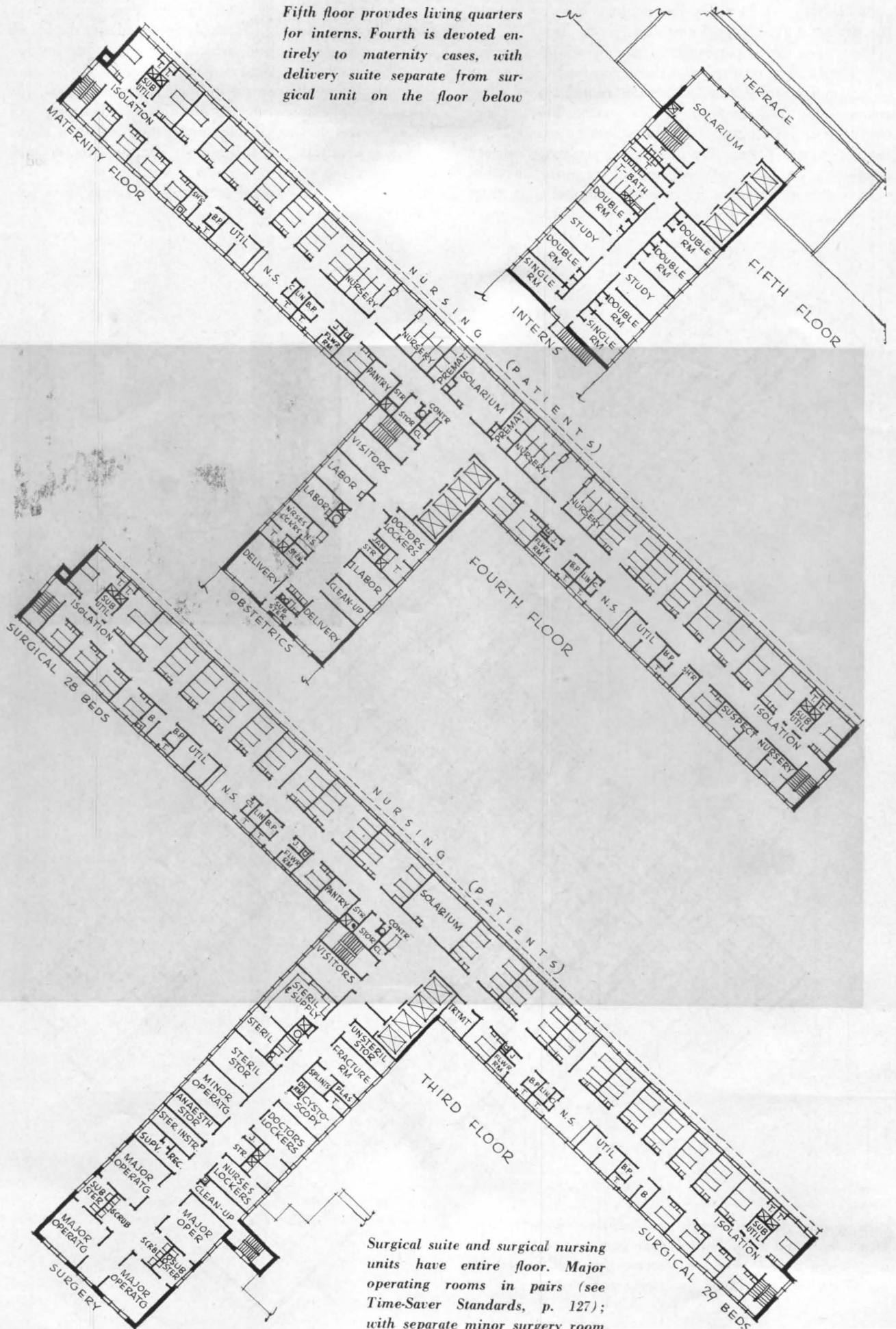


Roy Perry photo



Nursing rooms face south


Fifth floor provides living quarters for interns. Fourth is devoted entirely to maternity cases, with delivery suite separate from surgical unit on the floor below



Surgical suite and surgical nursing units have entire floor. Major operating rooms in pairs (see Time-Saver Standards, p. 127); with separate minor surgery room

THE GEORGETOWN UNIVERSITY HOSPITAL

At Washington, D. C., an example of the "base" or teaching hospital in the service plan. Kaiser, Neal & Reid, Architects, in cooperation with the Federal Works Agency and the Public Buildings Administration, and in consultation with the U. S. Public Health Service



Now under construction at Washington, D. C., the Georgetown University Hospital typifies the medical center concept in an integrated hospital program. Attached or immediately available are specialists and modern facilities of every type necessary to achieve and maintain high standards of medical education, preventive diagnostic and therapeutic measures. Such an institution thus becomes a focal point in the network of hospital and clinic facilities.

In execution the building is rather unusual since the construction was started long before the drawings were finished, due to the emergency nature of the FWA grant. The design is as simple as possible an expression of the plan. Exterior is red brick to match the adjacent Medical School, with limestone trim and base.


The plan was laid out to separate as much as possible various functions not compatible, but to provide an integrated circulation between interdependent departments. Service is centrally located, yet is separated from public and patients. Access is through the service court, at basement level. Refrigerated foods are delivered directly to the refrigerators in the kitchen; other bulk foods and supplies are delivered at the service entrance adjacent to the general storage area, where they are issued and distributed, and where the help is checked in and out.

Food distribution is by heated bulk food trucks to serving pantries on each floor. An elevator connects the pantries directly with the kitchens. Central supply and pharmacy are connected to each floor by a dumb waiter at the nurses' stations. The nurses' call system is to be of the conventional type, supplemented by voice system with voice return from nurses' stations. Doctors' paging system will be of the audible type.

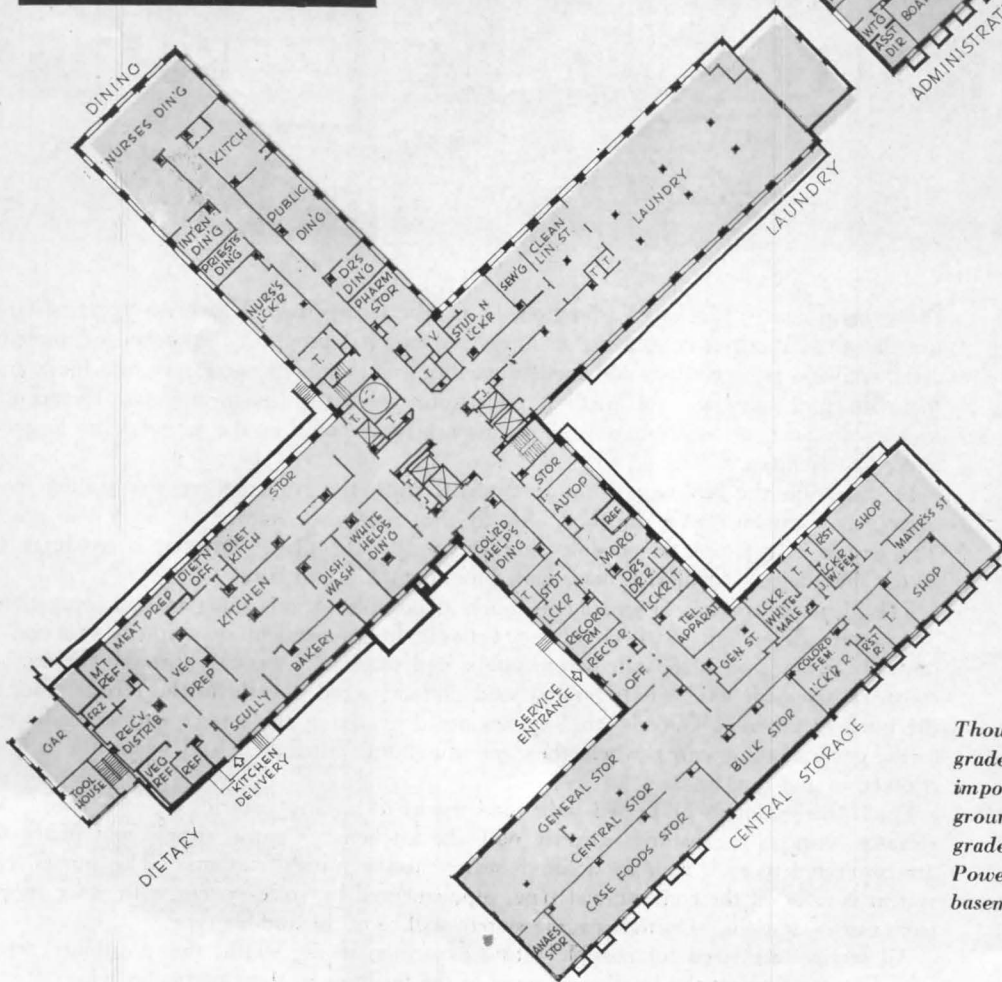
All services are sized for possible future expansion to the south; this possibility determined to some extent the location of some of the facilities in their particular wings.

FIRST FLOOR

First floor contains office space for medical department heads to carry on private practice at the hospital. Due to proximity to the Medical School building, certain facilities (library and museum, etc.) are naturally omitted from this building. Main entrance is on north side




BASEMENT




Though this is a basement floor, grades have been arranged so that important facilities are virtually at ground level. Service court at this grade permits direct deliveries. Power and heating plant in sub-basement lighted by areas shown

THIRD FL (MATERNITY)

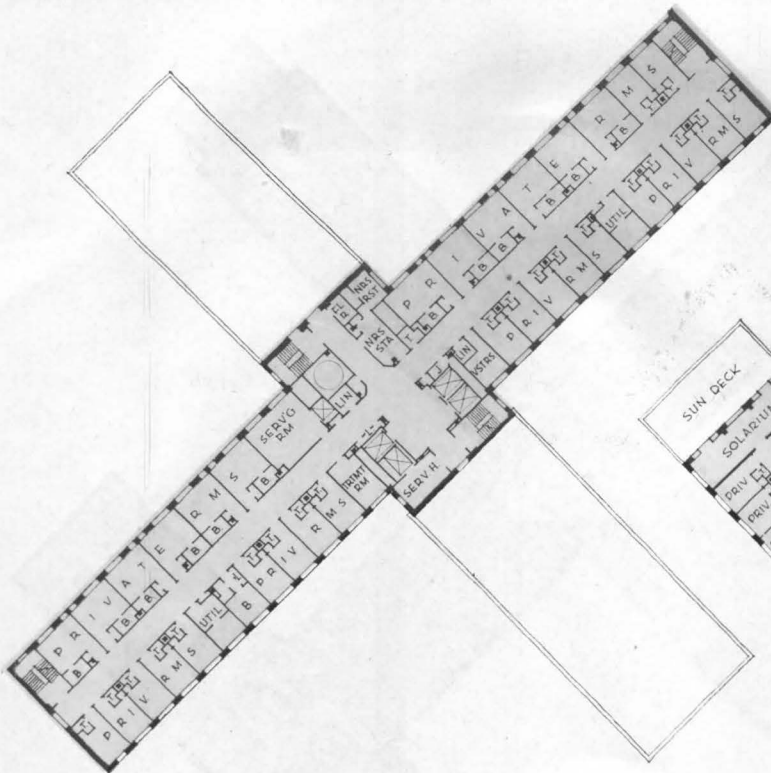
Arrangement and distribution of nurseries (also isolation, premature and suspect nurseries) are the result of careful planning to minimize the possibility of cross infection. Also the babies are kept as close as possible to the mothers



SECOND FLOOR

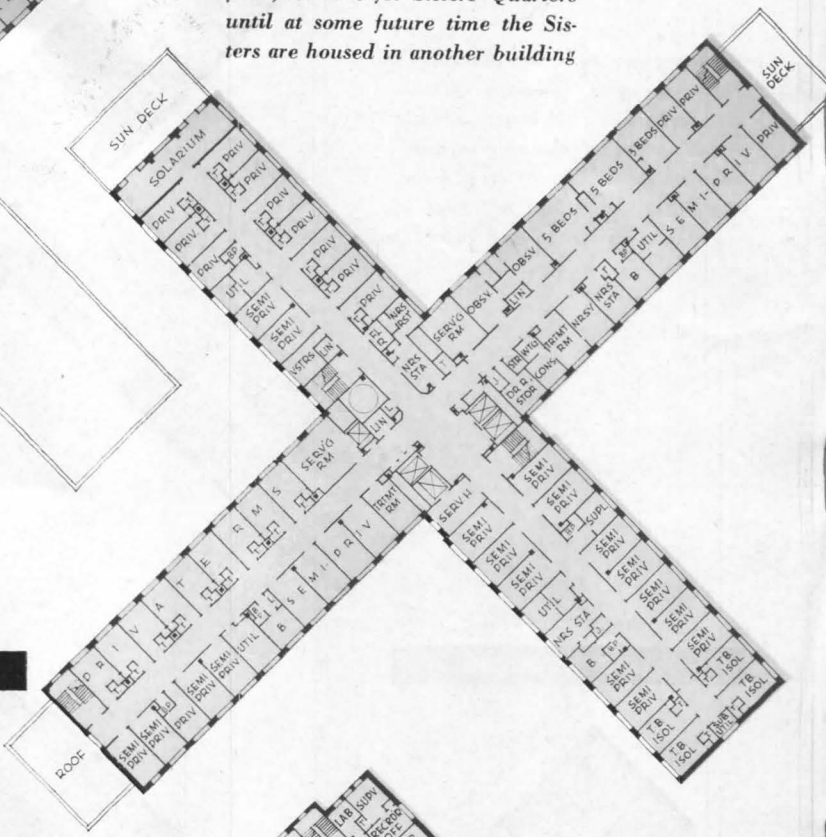


Out-patient Department is designed around the particular teaching method at Georgetown. It is planned for the medical student, not just for the patient; each student's supervised time with a patient averages over an hour

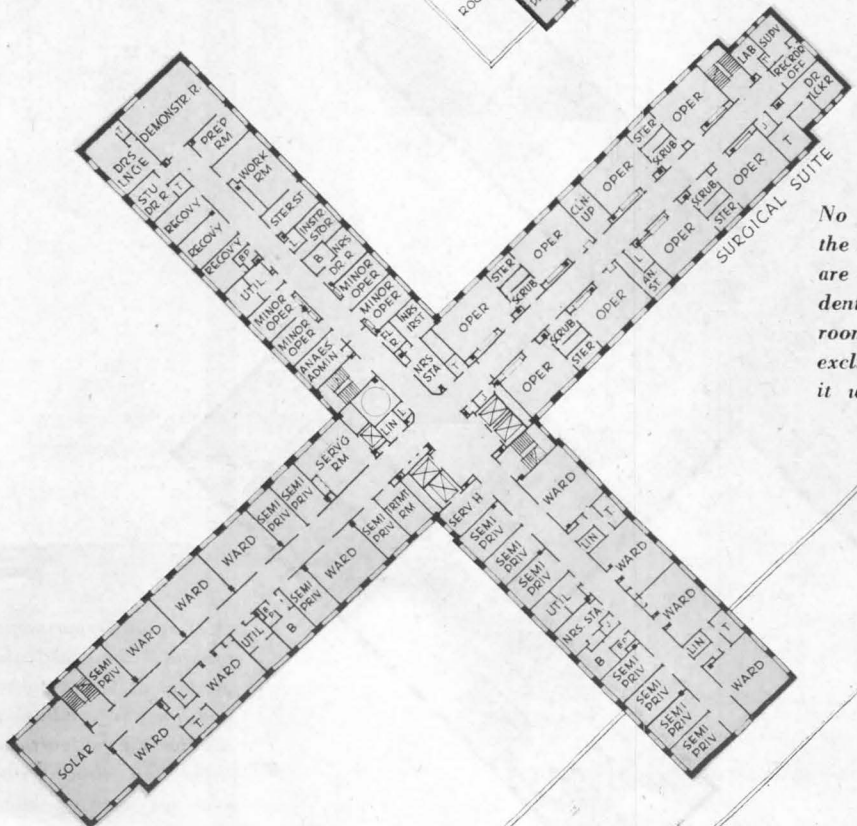


SIXTH FLOOR (PRIVATE PATIENTS)

Fifth and sixth floors are entirely for private and semi-private rooms. There will also be a small seventh floor, to serve for Sisters' Quarters until at some future time the Sisters are housed in another building




FIFTH FLOOR (PRIVATE PATIENTS)



No amphitheater was provided on the surgical floor; operating rooms are of sufficient size for small student groups to be directly in the room. Demonstration room is not exclusively for surgical work since it will serve the whole hospital

FOURTH FL (SURGICAL)



St. Vincent DePaul Hospital, Norfolk, Va. Architect: James R. Edmunds, Jr., Baltimore; associate architects: T. David Fitzgibbons and Rudolf Cook and VanLenwen, Inc., Norfolk. Mechanical Engineers: Egli and Gompf, Baltimore.

Boiler Plant...

FOR THE POST-WAR HOSPITAL


Advanced use of materials and techniques in war-time construction is well exemplified in the new St. Vincent DePaul Hospital at Norfolk, Va.

The heating system is of particular interest as it forecasts the trend of hospital heating in the post-war years. Low pressure steam is supplied by three twenty-section No. 60 SMITH cast iron boilers to a two pipe vacuum return system.

Steam for sterilization purposes is generated by a separate high pressure unit. This arrangement eliminates the necessity of a large high pressure plant for furnishing both heating and sterilization steam with resulting savings in first cost, fuel and supervision. Furthermore, the use of cast-iron boilers assures lower maintenance costs and longer life.

Specifiers and installers who will be judged by the operation of the equipment they recommend will do well to profit by the example of this type of successful installation and specify a known quantity in boiler performance . . . H. B. SMITH.

Three 20-section No. 60 H. B. SMITH cast-iron boilers with combined output of 60,000 sq. ft. steam radiation comprise the boiler plant for this new hospital. Coley and Peterson of Norfolk, Va., were the heating contractors.





H.B. *Smith*
CAST-IRON BOILERS

THE H. B. SMITH COMPANY, INC. • WESTFIELD, MASS.
Branch Offices and Sales Representatives in Principal Cities

NOW! GOLD BOND STORM SEALED GYPSUM SHEATHING APPROVED FOR USE WITHOUT BUILDING PAPER

Read how this strong, fireproof material saves Lumber, Labor and Cost!



IT'S real news for the building business when you can eliminate one whole operation in construction. Yet that's what this new ruling means. So long as each panel of Gold Bond Storm Sealed Gypsum Sheathing is marked "water repellent"—and it is—you no longer have to apply building paper or asphalt felt. (Certain types of mortgage loans require building paper under masonry veneer.)

But that's only one advantage to Gold Bond Storm Sealed Gypsum Sheathing. In addition, it provides fire protection for wood framing and adds greater structural strength. There is no such thing as "green" or unseasoned gypsum sheathing. Every panel is of the same uniform high quality. T and G edges for windtight joints with no danger of expansion or contraction to cause open gaps at the seams.

The big panels do the job in a hurry, reducing labor—in fact with Gold Bond Storm Sealed Gypsum Sheathing the actual cost is even less than with old-style inflammable sheathing. This is one of over 150 Guaranteed Gold Bond Building Products manufactured by National Gypsum Company. You will find the full line described in our section in Sweet's. National Gypsum Company, Buffalo 2, N. Y.

**BUILD BETTER WITH
GOLD BOND**

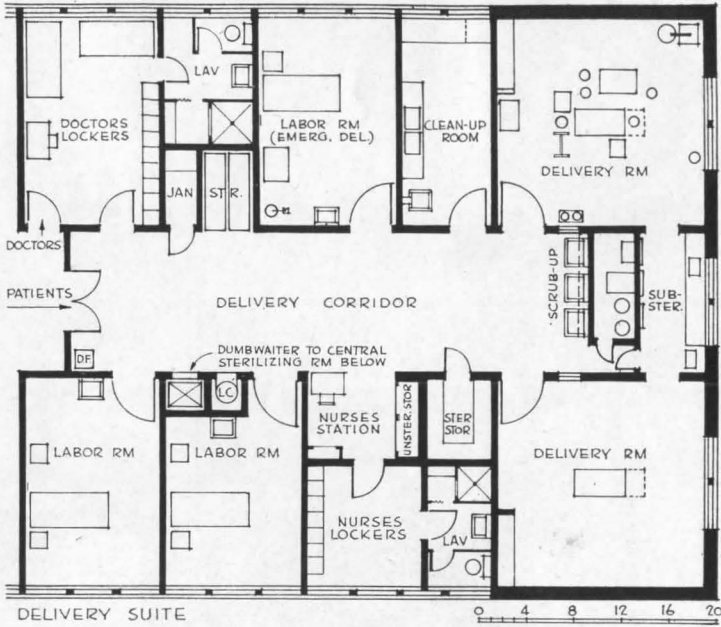


LATH • PLASTER • LIME • METAL PRODUCTS • WALL PAINT • INSULATION • SOUND CONTROL • WALLBOARD

HOSPITAL ELEMENTS

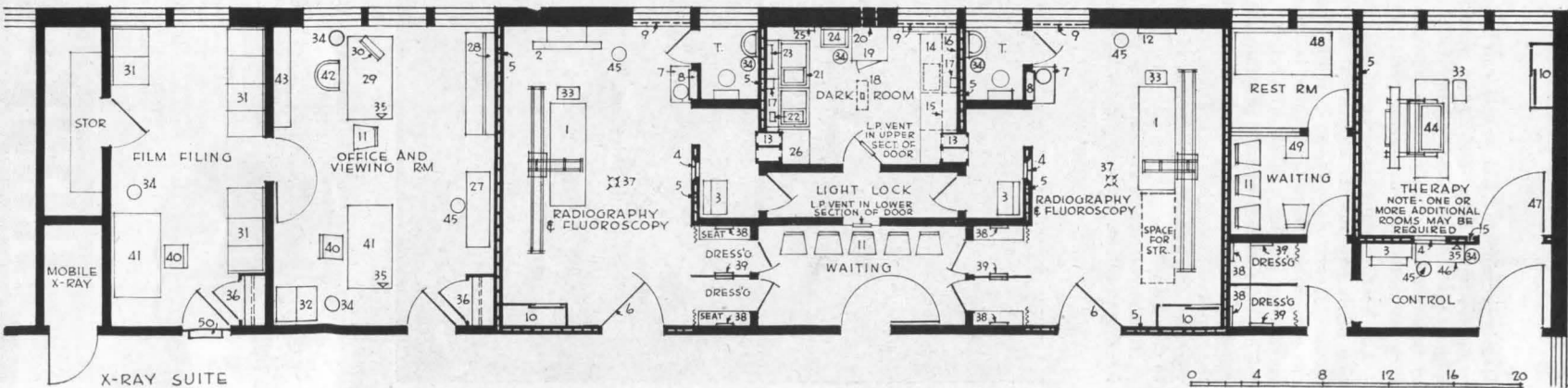
Delivery and X-Ray Suites for 200-bed Hospital

Recommendations by the Hospital Facilities Section, U.S. Public Health Service; Marshall Shaffer, Chief Architect



LEGEND

1. COMBINATION RADIOGRAPHIC AND FLUOROSCOPIC UNIT
2. CASSETTE CHANGER.
3. CONTROL UNIT
4. LEADED GLASS VIEW WINDOW
5. LEAD LINING - SIZE AND EXTENT VARIES.
6. LEAD LINING AND LIGHT-PROOFED DOOR.
7. BARIUM SINK
8. MEDICINE CABINET
9. LIGHT-PROOF SHADE
10. SUPPLY CABINET 7'-0" HIGH, ADJ. SHELVES.
11. CHAIR
12. CASSETTE TUNNEL
13. CASSETTE PASS BOX
14. FILM LOADING CNTR 36" CABINETS, CASSETTE BINS, FILM STOR. BINS BELOW
15. WALL CABINET, 6'-8" FROM FLOOR
16. FILM HANGER RACKS.
17. SAFE LIGHT
18. CEILING FIXTURE, COMB. WHITE AND RED
19. FILM DRYER
20. FILM DRYER EXHAUST
21. DEVELOPING TANK WITH THERMOSTATIC MIXING VALVE
22. TIMER.
23. ILLUMINATOR, WALL MOUNTED
24. SINK
25. TOWEL BAR
26. REFRIGERATING UNIT
27. STEREOSCOPE
28. WALL MOUNTED ILLUMINATORS, 2 UNITS OF 4 EACH
29. DESK
30. ILLUMINATOR
31. FILING CABINET FOR X-RAY FILMS, 3 DRAWERS
32. FILING CABINET, LETTER SIZE, 4 DRAWERS
33. FOOT STOOL
34. WASTE PAPER RECEPTACLE
35. TELEPHONE OUTLET.
36. CLOTHES CLOSET
37. FLUOROSCOPIC CEILING LIGHT
38. HOOK STRIP
39. MIRROR
40. STENOGRAPHERS CHAIR.
41. STENOGRAPHERS DESK.
42. SWIVEL CHAIR
43. BOOKCASE
44. X-RAY THERAPY MACHINE
45. ADJUSTABLE STOOL
46. COUNTER 36" HIGH
47. LEAD LINED DOOR
48. COUCH
49. TABLE
50. DUTCH DOOR



ASHORE OR AFLOAT

Hoffman Traps save fuel by preventing steam waste!

Heating equipment, like people, can be judged by the company it keeps. Measuring Hoffman Traps and Steam Specialties by this standard gives them the highest possible character rating. Ashore and afloat, Hoffman Traps are found in an impressive number of the most modern heating installations . . . because they are noted for fuel-saving performance . . . and because they cost no more!

Any heating plant is sparing of fuel in direct ratio to the efficiency and condition of its equipment. The tiniest steam leak, when multiplied over a year's operation, can total up to an incredibly large waste of fuel. Replacement of worn-out equipment, therefore, cannot be considered as an expense, but rather as an investment paying a substantial return.


For your fuel conservation program, depend on Hoffman Traps! They restore a run-down steam-wasteful system to economical operation . . . enabling it to do the required job on less fuel. These traps can be maintained at full efficiency for years by inexpensive replacement of those parts in which long usage is bound to cause wear.

Hoffman engineers are always at your service for consultation on your specific heating problem. Your inquiry will receive prompt attention.




BRASS TRAPS ARE BACK AGAIN!

Release of previously restricted material enables Hoffman to again offer a complete line of low, medium and high pressure traps, with body, nut and tailpiece of best quality brass. Equipped with renewable Thermostats and Seats and Special Alloy Pins.



Hospital Ship Chateau Thierry



County Hospital—Los Angeles, Cal.




Department of Commerce—Washington, D. C.



Northwestern University—Chicago, Ill.



Airplane Carrier Saratoga



HOFFMAN HEATING PUMPS

Hoffman-Economy Pumps, both Vacuum and Condensation types, eliminate common causes of half-effective heating system operation. They have established a sound reputation with exacting engineers for their ability to keep a heating plant clear of condensate and air—*quietly, economically and dependably*. Condensation Pumps are built in capacities to 200,000 sq. ft. Vacuum Pumps to 300,000 sq. ft.



HOFFMAN VACUUM VALVES

Vacuizing a one-pipe steam heating system with Hoffman Vacuum Valves makes an amazing difference in comfort and in the amount of fuel burned. These valves, when installed on the radiators, completely vent the system of heat-blocking air and prevent its return by means of Double Air Locks. The adjustable Vent Port of the Hoffman Vacuum Valve assures easy "balancing" of the system for uniform distribution of steam.



Send today for these descriptive booklets

HOFFMAN *Controlled Heating*

HOFFMAN SPECIALTY CO., 1001 YORK ST., DEPT. AF-6, INDIANAPOLIS 7, IND. MAKERS OF VALVES, TRAPS, FORCED HOT WATER HEATING SYSTEMS, VACUUM AND CONDENSATION PUMPS

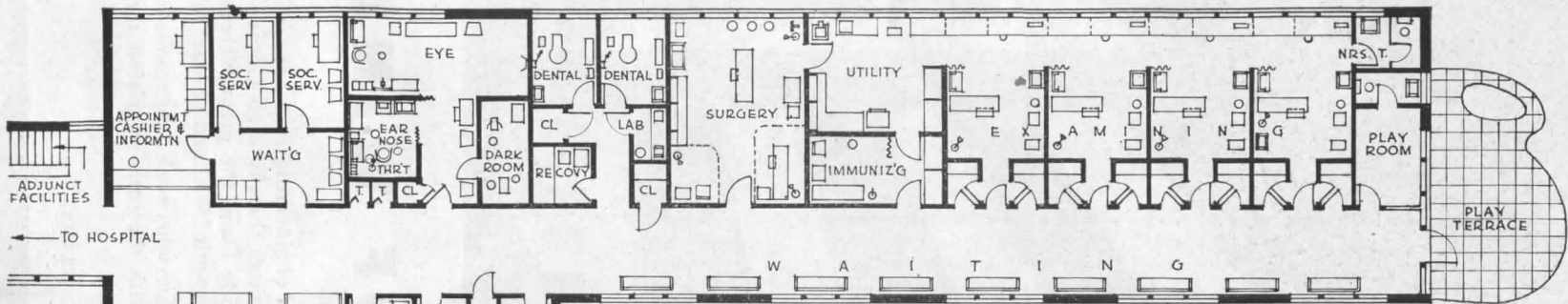


STEAM / HOT WATER

HOSPITAL ELEMENTS

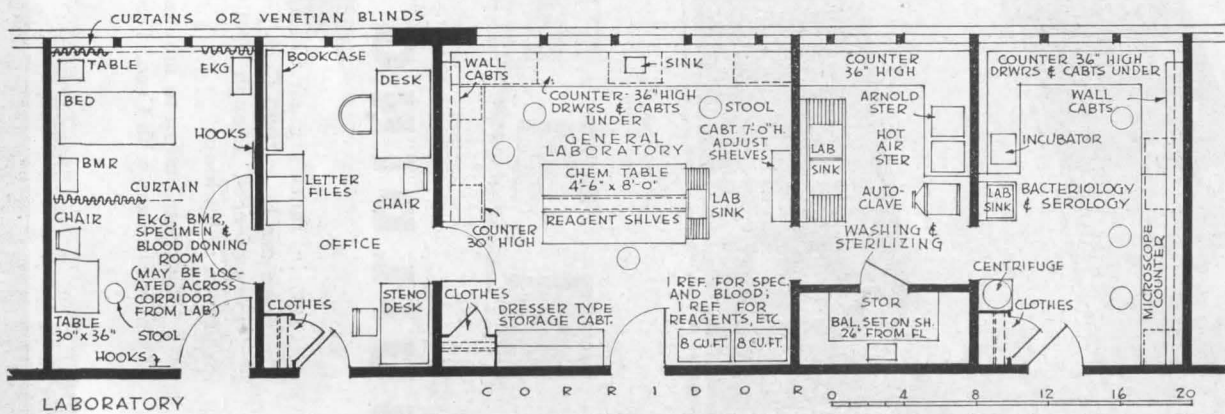
Outpatient and Laboratory for 200-bed Hospital

Recommendations by the Hospital Facilities Section, U. S. Public Health Service; Marshall Shaffer, Chief Architect

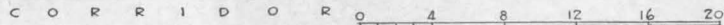



CLINICAL DIVISIONS			ASSIGNMENT OF STATIONS						
CLINIC	TREATMENTS PER WK	PER YR	STATION SESSIONS PER WK	MON AM	TUES AM	WED AM	THUR AM	FRI AM	SAT AM
GENERAL SURGERY	78	4056	6	1					
PROCTOLOGY	3	156	1	1					
UROLOGY	11	572							
DENTAL	56	2912	6				2		2
GYNECOLOGY	23	1196	2	1		1			
OBSTETRIC	20	1040	2				1		
ORTHOPEDIC	28	1456	2		1				1
EYE	31	1612	2	1			1		
EAR, NOSE & THROAT	37	1924	3		1		1		1
GENERAL MEDICINE	102	5304	11	1	2	2	2	2	2
NEURO PSYCHOLOGY	9	468	1			1			
PEDIATRIC	43	2236	5	1				1	1
DERMATOLOGY & SYPHILOLOGY	29	1508	3			1		1	1
PHYSICAL THERAPY	12	624	2	1					1
TOTALS	482	25,064	46	5	5	5	4	1	5

OUTPATIENT DEPARTMENT



LABORATORY





BUILDING A WALL OF WINDOWS

YES, in Buick's great Chicago aircraft engine plant there are over 7000 Ceco precision engineered windows of steel. Enough steel windows to build a wall seven miles long.

But contribution to monumental structures is not a new business with Ceco. For Ceco construction prod-


ucts and engineering skill have helped build among many others the sky high Golden Gate Bridge, the Bonneville Dam, the great Nebraska State Capitol, the mammoth Merchandise Mart in Chicago.

And men who work on monumental structures build small with the same precision they build big. So,

ENGINEERING

MAKES THE BIG DIFFERENCE IN

CECO



SEVEN MILES LONG

Whether it's steel windows for small homes, or steel windows for great factories, call on Ceco FIRST!

SEVEN POINTS OF SUPERIORITY IN CECO STEEL WINDOWS

1. Extra tight all-weather seal. 2. Easy opening and closing... no sticking or warping. 3. Controlled ventilation. 4. Durability... last a lifetime. 5. Bond-

izing... special protection against rust. 6. Extra light area... lets more sun in, easier to see out. 7. These advantages at no premium cost!

OTHER CECO ENGINEERED PRODUCTS: All types of Steel Doors, Metal Frame Screens, Metal Lath, Metal Weatherstrips, Steel Joists, Steel Roof Deck, Meyer Steelforms, Adjustable Shores and Clamps, Concrete Reinforcing Bars and Welded Fabric.

CONSTRUCTION PRODUCTS

CECO STEEL PRODUCTS CORPORATION

5701 W. 26th STREET • CHICAGO, ILLINOIS

Manufacturing Division • Highway Products Division
Sheet Steel and Wire Division • Concrete Engineering Division

REQUIRED READING

THE CITY IS THE PEOPLE

By Henry S. Churchill. *New York 18 (8 W. 40th St.), Reynal & Hitchcock, Inc., 1945. 5 1/2 by 8 1/4 in. 186 pp. illus. \$3.00.*

"Our cities," says Mr. Churchill, "any and all, are at best glorifications of the ungracious. The gridiron plan will permit of nothing else. . . . Separately beautiful buildings, unrelated spacially, do not make a beautiful city. . . ."

There, in a filbert-shell, you have the

essence of an architect's argument for adequate master planning. A city needs more than occasional beautiful buildings and streets well planned to meet traffic requirements, Mr. Churchill declares. It needs variety and vistas to make it esthetically pleasing, for the esthetic of it, "the relation of spaces to each other and to the buildings that form the spaces, is admitted to be as important to health and welfare as sewers and playgrounds."

There is nothing esthetic, as Mr. Churchill points out, about endless rows of rectangular blocks, monotonous miles of streets leading straight and true to empty lots or garbage dumps, or acres of drab little row houses arranged with geometrical precision along an endless street and varied only by abortive superficialities. Uniformity is monotonous, Mr. Churchill avers: no one feels impelled to follow a road stretching endlessly straight ahead, but who can resist the pull of a road that winds?

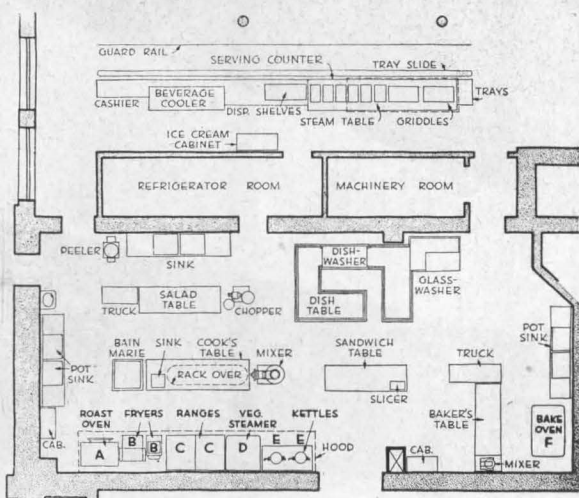
In large part it is this emphasis on the need for esthetic appeal, for change of pace, that makes Mr. Churchill's book a vital discussion of city planning. But there is more to it than this, important though it is. There is, for example, a fine history of city planning from 3000 B.C. to the present; there is a sound comparison of city growth here with that in Europe; and there is an equally sound and telling analysis of master planning by planners of old—Haussman, L'Enfant, *et al*—and what happened to their plans. There is an excellent chapter on the problems facing us in urban redevelopment, another on what has been done to date. And finally there is an analysis of current trends.

Planning is needed, Mr. Churchill concludes, because it is uneconomic and wasteful land use patterns rather than bad architecture and shoddy construction that is primarily to blame for city blight. But the real need, in his opinion, is a new synthesis of design, "a device by which the technical essentials of the city plan can be subordinated to the greater elements of design. . . . Zoning, master plans, surveys—these are instruments, not ends. The end is a livable city, suited to modern technologies of living. . . . A city plan is the expression of the collective purpose of the people who live in it, or it is nothing."

KITCHEN PLAN NO. 26:

Twenty-sixth of a series of successful mass-feeding kitchen plans.

The serving of several thousand hot school lunches daily moves easily through this smartly designed kitchen at the Englewood High School in Chicago.



COOKING EQUIPMENT USED:

- (a) 1 No. 952 BLODGETT GAS-FIRED ROASTING OVEN
- (b) 2 deep fat fryers
- (c) 2 heavy-duty ranges
- (d) 1 vegetable steamer
- (e) 2 trunnion kettles
- (f) 1 No. 982 BLODGETT GAS-FIRED BAKING OVEN

Designed by: Board of Education, Chicago; John C. Christensen, Architect, under the direction of F. O. Washam, Director of Lunch Rooms. Installed by Alex Janows & Company.

A broad-gauge and highly varied menu provides many types of roasts and baked foods which are easily handled in the BLODGETT ROASTING OVEN used in this plan. The No. 982 BLODGETT BAKING OVEN handles rolls, pies and pastry. For details and specifications of BLODGETT OVENS, consult your equipment house or write

**KEEP FOR
HANDY
REFERENCE!**



THE G. S. BLODGETT CO. Inc.

53 Maple Street

Burlington, Vermont

Reprints of this new series will soon be available to architects on request.


POSTWAR PLANNING

BRITISH ISLES

Maps for the National Plan: A Background to the Barlow Report, the Scott Report and the Beveridge Report. Prepared by the Assn. For Planning and Regional Reconstruction. London W.C. 1, Eng. (12 Bedford Sq.), Lund Humphries & Co., Ltd., 1945. 8 1/4 by 13 in. 15s.

As the foreword explains, "the maps presented here have been devised as a background for discussion and criticism of plans for postwar reconstruction." The maps chart such subjects as fog and sunshine, chief urban areas, density of and changes in population, analysis of employment, overcrowding, cost of living. Pertinent passages from the three reports are quoted opposite each.

(Continued on page 136)



Plastics . . . in Homes

After Victory, G-E Plastics Divisions will produce again for better living. The following list suggests the possible applications of G-E plastics in homes.

**WALL SURFACING AND DOOR MATERIALS • COUNTER TOPS • PARTITIONS • FURNITURE MATERIAL
• HARDWARE • LIGHTING FIXTURES • ELECTRICAL SUPPLIES AND PANEL BOARDS •
BATHROOM FIXTURES AND SPECIAL PARTS**

The General Electric Company offers architects, designers and engineers the service of its plastics technicians. These experienced men can give you technical advice and information on the use of all plastics materials—laminates, compression, injection and extrusion molded, low pressure and cold molded. The General Electric Company molds and fabricates all compounds that are on the market today and because of this is not limited to one particular material or manufacturing process. For further information write Section E-20, One Plastics Avenue, Pittsfield, Mass.

Hear the General Electric radio programs: "The G-E All-Girl Orchestra" Sunday 10 P.M. EWT, NBC. "The World Today" news every weekday 6:45 P.M. EWT, CBS. "G-E House Party" every weekday 4:00 P.M. EWT, CBS.

GENERAL  ELECTRIC

FD-20

INSURE YOUR FUTURE BY BUYING WAR BONDS

REQUIRED READING (Continued from page 134)

ST. PAUL, MINN.

Recommendations for the Development of the Downtown Area in St. Paul. New York 19 (580 Fifth Avenue), Raymond Loewy Associates, 1945. mim. 8 by 10 in. 42 pp. illus.

This report to the Central Business Development Committee of St. Paul contains recommendations for postwar improvement of the central shopping districts and approaches to the city. These recommendations are first of all practical; they are not of the day-dream

unlikely-to-be-accomplished variety, nor are they so interdependent that the entire program must be undertaken at one time. Included are such items as the re-facing of stores and amusement centers, removal of large signs jutting out over the sidewalk, provision of adequate parking and garage space, building of a new, modern bus terminal and a new commercial hotel "of exciting design." Also included are recommendations for the simplification of

traffic in re-routing of street cars, widening of streets, provision of under- and over-passes.

CHICAGO, ILL.

Chicago Looks Ahead. Chicago, Ill. (20 N. Wacker Dr.), Chicago Plan Commission, 1945. 8½ by 11 in. 78 pp. illus.

Here is the Chicago Plan Commission's proposed 947 million dollar public works program embracing schools, hospitals, expressways, libraries, etc. The program is proposed as a guide for public improvements through the first ten years after the war. The largest items are the modernization and development of the rapid transit system, estimated to cost over \$175 million, and the construction of a comprehensive expressway network at an estimated cost of over \$167 million.

Although housing as such does not enter into this public-works report, the Commission discusses briefly its overall housing program which calls for the construction of about 1,200,000 new dwelling units and the razing of at least 108,000 substandard units.

CLEVELAND, OHIO

Places for Playing in Cleveland, Cleveland, Ohio, City Planning Commission, 1945, 6 by 8 in. 32 pp. illus.

With a minimum of text and a maximum of illustration, this booklet presents the play space requirements of a modern city: playlots for children of from one to five; playgrounds for those from five to 15; playfields for children over 15 and adults; and neighborhood parks for all ages. Layout, size, equipment needs and preferred location of each type are described, and a neighborhood map is included to show their relationship.


HOUSING

MULTIPLE DWELLING LAW: A CLARIFICATION

New York 10 (105 E. 22nd St.), Committee on Housing, Community Service Society, 1945. 6¼ by 9½ in. 384 pp. \$5.00.

New York's Multiple Dwelling Law has become so cumbersome with revisions and amendments through the years since its adoption in 1929 that a legislative committee for its recodification was appointed last year. This "clarification" by the Committee on Housing of the Community Service Society is a very useful preliminary to what the legislative committee may recommend. For it concerns itself with a paragraph by paragraph simplification of language and form. Transfer of items from one section to another, elimination of unnecessary or impertinent words or sentences, omission of obsolete

(Continued on page 150)



TRUSTWORTHY

Of all the material things on which man relies in time of crisis, none is worthier of his trust than are Von Duprin fire and panic exit devices.


For nearly forty years Von Duprins have kept the faith. No matter what the emergency, they have always provided safe, sure, instant exit. They have saved countless thousands of men, women, and children from the twin terrors of fire and panic.

Whether they are the current models, of sturdy malleable iron, or the more brilliant brass and bronze types of pre-war days, Von Duprins . . . solely on the basis of their past performance . . . merit your full confidence and trust.


Every Von Duprin is built to do just that!

Von Duprin
TRADE MARK REG.
DIVISION
VONNEGUT HARDWARE CO., INDIANAPOLIS, IND.


MAHON *Steel* DECK



ROOFS




SIDEWALLS



PARTITIONS
AND DOORS




ACOUSTICAL
CEILINGS



CONCRETE
FLOOR FORMS

HAS ALL OF
THESE USES IN THE
CONSTRUCTION OF
MODERN COMMERCIAL
AND INDUSTRIAL
BUILDINGS



THE R. C.
DETROIT II

MAHON

COMPANY
CHICAGO 4

Manufacturers of Rolling Steel Doors, Steel Roof Deck, Shutters and Grilles, Kalamein Doors, Tin Clad Doors, Cast Iron Roof Sumps and Roof Sump Recesses.

THE RECORD REPORTS *(Continued from page 14)*

Housing Survey

Government housing men were among those assembling in a Washington hotel to hear the results of a housing survey conducted by the Curtis Publishing Company in 118 cities of 35 states. Consumer plans and preferences were brought out by the survey, which indicated that most families prefer Colonial and Early American style architecture with a little over the 10 per cent inclined toward the so-called

modern style. Most prefer newer areas of suburban sections for home locations at a median price of about \$6,000. They want single-family detached houses, prefer six rooms and would accept one bathroom. Only 10 per cent desire homes costing over \$10,000.

New Developments

Two new developments of interest are reported by the War Production Board's Office of Research and De-

velopment. One is a successful solar heat trap (worked out at the University of Colorado) which captures more than 30 per cent of the sun's heat and delivers it to heat storage or to the house-heating system of the home. It is automatic in operation.

The other has to do with prefabricated demountable sheds and warehouses for use in war theaters and elsewhere. Pilot construction has been tested by the War Department. Weight of the building per square foot of shed area is extremely low, says WPB, and its compact volume, when dismantled, makes for easy shipping.



BASIC BUILDING CODE

Good news in the light of the very real need for building code revision is the announcement that the Building Officials Conference of America, Inc., has started work on the promulgation of a new basic building code which municipalities the country over may use as a working guide.

The new code, according to the announcement, "will incorporate the best code practices observed in this country." Furthermore, as new materials and techniques are proved to be practical from the standpoint of function, appearance, performance, maintenance and public acceptance, they will be provided for in the basic code.

First step in the promulgation of the code was taken last November when the officers and executive committee of the Building Officials Conference adopted a resolution directing the president of the Conference to appoint a committee for the purpose. President Walker S. Lee, superintendent of buildings of Rochester, N. Y., accordingly appointed a Basic Building Code Committee under the general chairmanship of Albert H. Baum, building commissioner of St. Louis, Mo. Subcommittees have been at work for the past four months preparing recommendations on subject matter assigned to them. These recommendations will be submitted to the Committee of Consultants and Review, which in turn will submit its report to the membership for their consideration and action. After approval, the National Basic Building Code will be released to municipalities and all interested parties without charge.

Two supplements to the code are proposed: (1) the Construction Supplement, to provide for methods and materials of construction; and (2) the Construction Details Supplement, designed primarily to assist understaffed municipalities in the determination of the adequacy of design and the sufficiency of material.

The Conference invites suggestions
(Continued on page 140)



The Barcol OVERdoor for Residence Garages

With the withdrawal of limitation orders, the manufacture of Barcol OVERdoors for general residence use is again possible, subject only to priority orders and the availability of materials and manpower. Frankly, we have on hand a considerable volume of priority business and material of satisfactory quality is hard to find, so it will not be practical for us to start immediate delivery of Barcol OVERdoors in quantity on unrated orders. We are, naturally, doing everything we can think of to overcome these handicaps and have hopes of an early solution. In the meantime, we welcome your inquiries and will be glad to *accept your orders* if you are willing to place them on a when-possible basis. There are a lot of residence garages, present or planned, that can use Barcol OVERdoors to good advantage, and we want to see that they get them as soon as possible. *For detailed information, see your Barcol representative.*



FACTORY-TRAINED SALES and SERVICE REPRESENTATIVES IN PRINCIPAL CITIES


BARBER-COLMAN COMPANY

102 MILL ST.

• ROCKFORD, ILL.

THINK IN TERMS OF

STRAN STEEL



Look beneath the surface for the mark of the progressive builder

That framework of Stran-Steel, with its nailable studs and joists, sets any house apart from others of comparable design. For it imparts an inner value . . . permanence, fire-safety, freedom from warp, sag and rot . . . that safeguards the housing investment and enhances the builder's reputation.

Progressive architects and contractors are thinking in terms of Stran-Steel . . . shaping their building plans around this uniform precision material. Its ease of use and speed of erection have been demonstrated in tens of thousands of "Quonsets" and other military buildings framed with Stran-Steel during the war. Improved and simplified for postwar use, Stran-Steel is ready to take its place as the framing material of a new era in building.



GREAT LAKES STEEL CORPORATION

Manufacturer of the Famous Quonset Hut for the U. S. Navy

STRAN-STEEL DIVISION • 37th FLOOR PENOBSCOT BUILDING • DETROIT 26, MICHIGAN

UNIT OF NATIONAL STEEL CORPORATION

and inquiries so that the code, when completed, will represent the best composite thinking on the requirements covering building regulations. Address Walker S. Lee, President, Building Officials Conference of America, City Hall, Rochester, N. Y.

POSTWAR CONSTRUCTION

The spotting of 99,638 specific construction projects contemplated for postwar execution in the 37 states east

of the Rocky Mountains had been reported by the field staff of F. W. Dodge Corp. by the end of May. The combined value of all projects is \$15,746,202,000. Only specific projects are included in the listings; announcements of general construction or expansion programs are not included.

The information was obtained in continuous surveys for more than a million individuals, companies, institutions and government agencies, and

represents the cumulative and unduplicated reports of the Dodge field staff over a three-year period. While 99,638 projects are listed, the actual number of buildings involved is much greater.

Analysis of the individual project reports shows that 33,104 jobs, estimated to cost \$7,753,138,000, have progressed to the design stage. The remaining projects with an estimated cost of \$7,993,064,000, constitute a backlog of specific contemplated projects, many of which will progress to design stage as rapidly as architects and engineers can find enough draftsmen to expand their currently limited planning activity.

Privately owned projects in the design stage number 22,795, with an estimated total value of \$2,609,675,000. This is considerably greater than the volume of private construction contracts awarded in 1938, 1939 or 1940.

SPERRY AWARDS

Winners of the collaborative competition for the design of a memorial to Dr. Elmer S. Sperry have been announced by the Sperry Gyroscope Company and the Alumni Association of the American Academy in Rome as follows:


First, Sperry prize of \$1,000 plus the students' prize of \$200, to the team of Mary T. Wilcox, architect, University of Pennsylvania, Helen Omansky Gross, painter, and Richard Frazier, sculptor, both of the Pennsylvania Academy of the Fine Arts;

Second, Sperry prize of \$200 plus the students' prize of \$75, to the team of John Pile, architect, University of Pennsylvania, Eda Castle, sculptor, and Marie-Celeste Fadden, painter, both of the Pennsylvania Academy of the Fine Arts.

Three Sperry prizes of \$100 each were awarded to the following teams: Eduardo Mejia, architect, University of Pennsylvania, Bolton Morris, painter, and Andrew Hawkins, sculptor, both of the Pennsylvania Academy of the Fine Arts; William Henry Deacy, architect, Vincent Carano, sculptor, and Ernest S. Leland, painter, all of New York City; Mayer and Whittlesey, Sgt. Edgar A. Tafel (associated), architects, and Amedee Ozenfant, painter, of New York City.

INDUSTRIAL DESIGNERS FORM GROUP

Fifteen leading industrial designers have formed the Society of Industrial Designers, whose purpose is to establish criteria for ethics, training and practice in the profession. Officers are: president, Walter Dorwin Teague; chairman of the executive committee, Raymond Loewy; vice president, Henry (Continued on page 142)



Why the Theatre of Tomorrow

Must Be Spencer Vacuum Cleaned . . .

It
Cleans

- SCREENS
- PROJECTORS
- RUGS
- WALLS
- SEATS
- OFFICE
- VESTIBULE
- FILTERS
- BOILERS

Is it reasonable to design a beautiful theatre like that shown above, with fine decorations and expensive equipment, and leave it to the ravages of tramped-in dirt and dust for years to come?

The power of Spencer Central Vacuum Systems is five to ten times that of small portables. It gets more of the dirt, faster and from more places such as organs, projectors, rugs, filters and boiler tubes which can only be cleaned satisfactorily with central vacuum and an adequate assortment of specially designed vacuum tools.

Let us show you a Spencer equipped building in your vicinity.

SPENCER VACUUM CLEANING
HARTFORD
THE SPENCER TURBINE COMPANY, HARTFORD 6, CONN.

LOW-COST HEAT

for low-cost Homes



The home-building program is long overdue. The release of materials is imminent. The blueprint stage is here and in many cases, past. Great developments of low cost housing are projected — and of moderate cost individual homes as well.

Fitzgibbons knows what the potential owners of these homes want in warm air and conditioned air comfort. Here it is—in hand-fired “semi-automatic” warm air for the low-cost home, in automatic conditioned air for the moderate priced residence. Both with remarkable standards in fuel economy.

Fitzgibbons Boiler Company, Inc.

101 Park Avenue, New York 17, N. Y.

Works: OSWEGO, N. Y. • Branches in Principal Cities

Member Indoor Climate Institute Member Steel Boiler Institute


FITZGIBBONS WARM AIR FURNACE 80 FWA

The right unit for low-cost housing. For hand-fired coal, but with thermostat-controlled blower forcing circulation of warmed air. Features Fitzgibbons “Weldseal” construction which positively insures against leakage of flue gases into the air stream. Easily and quickly installed, moderate in price, emphatically low in fuel cost.



FITZGIBBONS DIRECTAIRE CONDITIONER

Designed for the moderate-priced home in which is demanded all the comfort of warmed, humidified, filtered and circulated air, in a unit that has beauty in appearance and finish, quietness in operation, and typically Fitzgibbons fuel saving. Welded steel construction, easy cleaning, operates with an oil burner, or gas burner.



**BUY and HOLD
U. S. WAR BONDS
and STAMPS**



60TH YEAR

YOU CAN'T GO WRONG WITH A **FITZGIBBONS**


Dreyfuss; treasurer, Harold Van Doren; secretary, Egmont Arens. Serving as the board of directors are the other founders of the Society: Donald Deskey, Norman Bel Geddes, Lurette V. A. Guild, Ray Patten, Joseph B. Platt, John Gordon Rideout, George Sakier, Jo Sinel, Brooks Stevens and Russel Wright.

Philip McConnell, recently with the U. S. Treasury Department, has been appointed executive secretary, and tem-

porary offices have been established at 55 W. 42nd St., New York 18, N. Y.

USO APPOINTMENT

Robert S. Hutchins, a member of the New York firm of Moore & Hutchins, has been appointed Director of Building Services for the United Service Organizations, Inc. He has been identified with the USO building and furnishings program as associate director since 1942.



Perry Coke Smith, of New York A.I.A.

PERRY SMITH

HEADS NEW YORK A.I.A.

Perry Coke Smith, of the firm of Voorhees, Walker, Foley & Smith, was elected president of the New York Chapter of the A.I.A. at the chapter's recent annual luncheon meeting. He succeeds Arthur C. Holden for the one-year term expiring June, 1946.

Other officers elected are: vice president, Morris B. Sanders; secretary, Theodore J. Young, of Egger & Higgins; treasurer, Robert W. McLaughlin, Jr., of Holden, McLaughlin & Associates.

FERGUSON LEAVES FHA

Abner H. Ferguson for the past five years Commissioner of the Federal Housing Administration, resigned his post in mid-June to resume the practice of law. He is now associated with the firm of Watters, Cowen and Baldrige of New York as their counsel in Washington.

On July 1 Mr. Ferguson also assumed the responsibilities of Washington counsel for and mortgage consultant to the United States Savings and Loan League.

OFFICE NOTES

Offices Reopened

Raymond Viner Hall, R.A., has reopened his office for the practice of architecture at Lynn Hall, Port Alleghany, Pa. Mr. Hall is a consultant in radiant heating.

Theodore L. Perrier, architect, has reopened his office at 418 Carondelet Bldg., New Orleans, La., following his release from the service.

New Offices

The following architects have announced the opening of new offices: S. Brian Baylinson, at 26 W. 58th St., New York 19, N. Y.

(Continued on page 144)



WING Revolving UNIT HEATERS

Many who have been aware of the superiority of Wing Revolving Unit Heaters for wintertime heating are just discovering for themselves the added value of these "heaters" in summer, when with the steam turned off and the fans on, the revolving discharge outlets circulate the air with a pleasant cooling effect that reaches all workers uniformly.


As the moving streams of air sweep slowly around through 360 degrees, they cover successively every direction, mixing the air uniformly and creating a delightful cooling effect that is equally effective in stimulating production in hot weather as is accomplished with the heated air in winter.

Write for a copy of Bulletin HR-4.


L. J. Wing Mfg. Co.

151 W. 14th St. New York 11, N. Y.

Factories in Newark, N. J. and Montreal, Canada



Checkmate Fire



SHEETROCK *Fireproof WALL and CEILING PANELS*

Stakes are high in any match with fire. 10,000 lives . . . \$300,000,000 worth of property . . . untold suffering . . . these are fire's approximate annual winnings in recent years. That's why architects and builders must use even safer building materials to checkmate fire!

One safer building material is Sheetrock*. For these big panels are made of gypsum which will not burn. In fire after fire, they have kept the flame in check till help could arrive.

Best of all, fireproof Sheetrock makes walls and ceilings of enduring beauty. Ask for any form of decoration, for sweeping curves, for smooth surfaces, for decorative paneled effects . . . and Sheetrock can do the job.

Call for wood-grained effects . . . and Sheetrock offers faithful reproductions of knotty pine, bleached mahogany and walnut. That's why Sheetrock has done more wallboard jobs than any other gypsum wallboard in the world.

® Reg. T. M.



United States Gypsum

For Building • For Industry

Gypsum • Lime • Steel • Insulation • Roofing • Paint

THE RECORD REPORTS (Continued from page 142)

Matt L. Kujala, at Harbor Post Office Bldg., Ashtabula, Ohio.

Henry S. Kelly, at 282 York St., New Haven 11, Conn.

George A. Letts, A.I.A., in the Heights-Rockefeller Bldg., Mayfield Rd. and Lee Blvd., Cleveland Heights 18, Ohio.

Firm Continues

Wilbur Watson Associates, consulting, designing and architectural engineering,

have announced the continuation of the business founded by their former associates, the late Wilbur J. Watson, Ralph L. Harding and Carl A. Nau. Present members of the firm are T. E. Terry, A. G. Hall, L. H. Pogalies, and M. Backlund. Address: 4614 Prospect Ave., Cleveland 3, Ohio.

Branch Office Opened

The firm of Hugh A. Kelly and B. Sumner Gruzen, architects-engineers,

of Jersey City, N. J., have opened a branch office at 220 Broadway, New York City.

Change of Address

Robert Heller, industrial designer, has moved his offices to permanent quarters at 2 W. 46th St., New York 19.

Since July 1, Mr. Heller's organization has been known as Robert Heller Associates, and includes Russell Krob, former instructor of design at Bennington College, and Jack Coble, formerly with Raymond Loewy Associates.

EXHIBITION POSTPONED

Because of the difficulties encountered by both designers and manufacturers in getting material released for fall showing, the exhibition "Tomorrow's Homes," scheduled to open at the Newark, N. J., Museum on Nov. 30th has been postponed until the spring of 1946. Emphasis of the exhibition is to be on prefabrication and plastics.


J. ANDRE FOUILHOX

J. André Fouilhoux, well known New York architect and designer of the trylon and perisphere at the New York World's Fair, was killed on June 20 in a fall from the roof of a building he was inspecting. He was 65.

Born in Paris, Mr. Fouilhoux came to this country in 1903 and was naturalized 10 years later. During the last war he served in the U. S. Army as an artillery officer.

Mr. Fouilhoux was one of the designers of Rockefeller Center, New York City, and architect for a number of well-known buildings including the green McGraw-Hill skyscraper on West 42nd Street, New York, the Chicago Tribune Building in Chicago, and the American Naval submarine and air bases at Coco Solo and Balboa in the Canal Zone. He and his associates were also the designers of Fort Greene

(Continued on page 146)



The late J. André Fouilhoux, F.A.I.A.

Know your
WIREMOLD
FUNCTIONAL WIRING
FOR BUILDINGS OF TODAY AND TOMORROW

WHAT TO USE

METAL RACEWAY WIRING SYSTEMS

No. 200 No. 500 No. 700 No. 1000 No. 1100

WHERE TO USE THEM:

For light, power, alarm and signal system wiring in factories, hospitals, offices, warehouses, public buildings, stores, hotels, schools and farms. For re-wiring old buildings. For extension or relocation of existing wiring.

HOW TO USE THEM:

Wiremold is widely adaptable to all standard and special wiring needs. The drawing shows a typical use of raceways and fittings from panelboard to outlets. Wiremold Data Sheets for Architects show many other applications.

HOW TO GET MORE DETAILED INFORMATION

Write THE WIREMOLD COMPANY HARTFORD 10, CONN.



The Wiremold Wiring Guide, Bulletins and Engineering Data Sheets are designed to give the architect all the information he needs. We will be glad to send you these helps without obligation. Write us.



STRIKE AT INFANTILE PARALYSIS TRACED TO "HANDYMAN" PLUMBING

CAUSE AND EFFECT of back siphonage

The only expense involved in the part of plumbing and heating contractors is the three-cent stamp needed to mail the questionnaires. All work of analyzing and tabulating the questionnaires and work of correspondence has been provided by industry members without charge.

In evaluating future benefits, it is important to realize that only one year's experience (1942) is represented in the cases that have occurred. Nevertheless, questionnaires already received have been sufficient to build a strong preliminary framework of evidence to be filled in by later results.

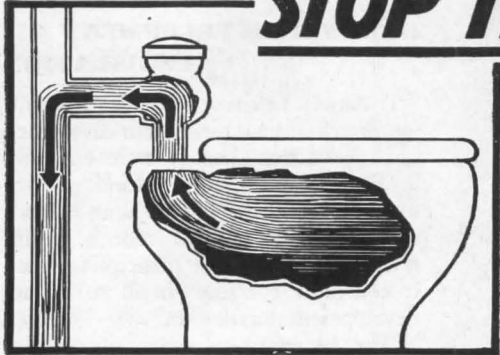
Faulty plumbing sanitation has been discovered in connection with a great proportion of the cases. Sewage backed pool without field tile has been unmistakably labeled dangerous. Wading pools appear to be fertile sources of infection in cities. Entire epidemics have been traced to poor sanitary conditions at gathering places. Previous articles in Domestic Engineering have covered some of these points, and more will be analyzed here and in succeeding editions.

The important thing now, according to health protection—from the standpoint of plumbing, sanitation—is obtained when human wastes and polluted water are kept separate from water that is to be drunk or used for cooking or bathing. The answer to be a simple enough objective, but it is not. Point 1 is that potable water and polluted water both are present in every plumbing system in effect a series of siphons, which will draw spray (or the polluted water itself) from drain lines to the water lines, unless proper protection is effected at every point of contact or near-contact. Photo above illustrating how polluted water from a water closet can be drawn into the drinking water supply, is a duplicate by Lehigh Valley Supply Co., Allentown, Pa.

Objective is to obtain one thousand filled-in questionnaires this year

Reprinted from DOMESTIC ENGINEERING


STOP THIS MAJOR SOURCE OF WATERBORNE EPIDEMICS WITH DELANY No. 50 VACUUM BREAKER



Stop all back-siphonage into the water lines through the use of the No. 50! All submerged inlets, flush valves in particular, that have jets must be equipped with an approved vacuum breaker in a large number of the country's municipalities.

The universal adoption of the vacuum breaker will do more to stop the spread of waterborne germs and epidemics such as typhus, polio, etc., than any other method of protection.

If health protection is the only yardstick in determining the Vacuum Breakers you plan to specify, sell or install, then the Delany No. 50 is a MUST. It is self-policing—will function for years. Will prevent back-siphonage, even though the unit is mischievously or maliciously sabotaged. The No. 50 is unobtrusive—almost invisible. Fits any make flush valve, or other jet type unit such as washing machines, etc. FULLY APPROVED by U. S. Bureau of Standards, States and Municipalities.



Send for complete information, and interesting comments, reports and tests made by recognized sanitation authorities.

SINCE 1879

Coyne & Delany Co.

BROOKLYN N.Y.

Houses in Brooklyn, a housing development, and of the Clinton Hill housing project which Mr. Foulhoux was inspecting when he met his death.

Mr. Foulhoux was a fellow of the American Institute of Architects, president of the New York Building Congress, treasurer of the Beaux Arts Institute of Design, and a member of the Architectural League and the American Society of Civil Engineers.

**ARCHITECTURE—
17th CENTURY**

In 1620 Inigo Jones, famous English architect, drafted plans for the first stone and lime fort on Manhattan Island for the Dutch East India Company. The fort was to form the nucleus of Nieu Amsterdam, now New York City.

In a letter addressed to the company, Jones wrote of his plans:

"To buld with timbers with a palizad about with boards may be ex-

pedient for the time, but to buld in stone and lime will be more lasting. The Dytych here intended will be cutt 20 foot wide 10 foot deepe, the Earth to be cast inwards for a distance around of 60 foot on the sides as will be followed. The caste Earth to make a good Rampier strength being made with some flankers. The Grounde doth naturally lye fitt for to protect against an Enemye of policie. The Bawne of 40 foot to be bulded in drest stone and robble back to 20 foot high and 6 foot thick att base to 4 foot at Parapat with open Embrazures as will be seen in the fare drawing.

"Good fresh lime can be carried beyond the seas in tight casks and this to four measures of sand is a sufficient mix. The millitary artificer can so arrang the quarters within the Bawne as he may think best fitt, when timbers can be used. My carvings and ornaments in the stone and to the gate and the arche are made clear to scale and to the mason."

The original of this letter is in the library of Colin Johnston Robb, architect, of Loughgall, County Armach, Ireland.

**URBAN REDEVELOPMENT
LEGISLATION**

If American cities are to do a sound job of rebuilding their slum areas they must have the kind of state enabling legislation which assures local government control, the Urban Land Institute recommended last month in announcing a set of 14 principles which it considers essential to all urban redevelopment legislation.

The 14 points advocated by the Institute are:

1. *Land Acquisition Agency.* For the assembly and disposal of property involved in urban redevelopment projects, the local government should be required to create an urban redevelopment agency comprised of three to five representative citizens. The agency would be an arm of the local government and responsible to it. It should be set up as a corporate body with wide powers to purchase, clear and dispose of land, but under the control of the local legislative body.

2. *Comprehensive General Plan.* Before any redevelopment project is undertaken, a comprehensive plan of the entire municipal area or preferably the metropolitan district shall be prepared, and the redevelopment project shall be in general accord with that comprehensive plan.

3. *Areas to be Redeveloped.* Areas to be redeveloped should be determined on the basis that they are detrimental to the public health, safety, morals, or welfare, whether because of improper

(Continued on page 148)



Make it with
WHITE

**WHITE
CEMENT**
is practical
for many floors

**Light-Reflecting
Sanitary Floors**

● Many of tomorrow's buildings will have light-reflecting, sanitary, white cement floors made with Medusa—the original White Portland Cement. Such floors give more light to increase the activities of workers, save light equipment and electricity, and are bright, easy to clean, smooth and non-absorbent . . . and they will stay white, for Medusa White is built into them and is not just a surface coating. Too, white cement floors can be laid over old floors. Send today for complete information on Medusa White for white cement floors.

MEDUSA PORTLAND CEMENT COMPANY
1015 MIDLAND BUILDING, DEPT. C • CLEVELAND 15, OHIO



MEDUSA the ORIGINAL WHITE
portland cement

FLEXIBILITY

in Design

with fast-erected steel panels



New Fenestra Building Panels . . .

a practical system of fast construction of attractive buildings for many purposes

The new Fenestra Building Panels combine structural elements and finished surfaces, for floors, walls, roofs and partitions, ready to receive finishing treatments, and affording cells to house service facilities—wires, ducts, pipes, etc.

In the model shopping center illustrated above, an application of Fenestra Building Panels is suggested. Note how Type A Panels are cantilevered to provide a sheltered walk, the upper side affording a flat surface for receiving waterproofing, and the under side a smooth, attractive soffit with recessed lights.

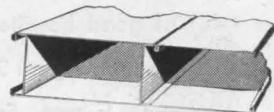
The walls are Type C Panels, filled with insulating material, and vapor-sealed. Provision can be made for the application of porcelain enamel and other decorative treatments.

Inside the building, Type A Panels are laid beam to beam, locked together for a tight-fitting floor, ready for hardwood, linoleum or carpet.

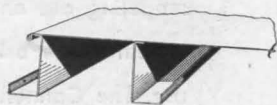
In stores, warehouses, factories, schools, hospitals, residences and many other types of buildings, Fenestra Building Panels are ideal for floors, walls, ceilings, roofs and partitions. Write for detailed information.

FOUR TYPES

TYPE A. Two channels with top and bottom plate which, with service cover, form two-cell box beam.



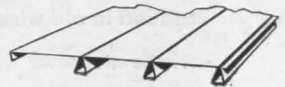
TYPE B. One flat surface, two channel-type ribs. Flat side up or down, inside or outside.



TYPE C. Horizontally or vertically, for walls. Normally filled with insulation at the factory.



HOLORIB. Steel Roof Deck with triangular-shaped ribs 6" on centers, 1 1/2" deep, for spans to 8'.



Standard width of Type A, B and C Panels, 16", in # 20 to # 10 gages. Holorib in # 20 and # 18 gages.

Fenestra
BUILDING PANELS FOR

ROOFS

W
A
L
L
S

FLOORS

DETROIT STEEL PRODUCTS COMPANY,
Building Panels Division (formerly Holorib Div.)
Dept. AR-8, 2267 E. Grand Boulevard,
Detroit 11, Michigan

Please send me, without obligation, information on Fenestra Building Panels.

Name _____

Company _____

Address _____

initial planning, because they are blighted or slum areas, or because of other reasons, and whether improved in whole or in part or wholly unimproved.

4. *Designation of Areas to be Redeveloped.* The designation of an area to be redeveloped should be made by vote of the local legislative body after due consideration of the recommendation of the planning commission or other proper local authorities.

5. *Finance of Land Assembly.* Local

governments which otherwise conform to the requirements of the proposed legislation should be permitted to receive federal or state assistance or credit and they should also be permitted to make use of their own financial resources by the issuance of bonds or debentures for the purpose of urban redevelopment.

6. *Powers of Eminent Domain.* The right to acquire property for urban redevelopment through condemnation proceedings should reside in the com-

munity only and through it in the urban redevelopment agency and not in private redevelopment corporations or any other public agency.

7. *Disposal of Land.* The redevelopment agency should be permitted to sell or lease the land in the proposed redeveloped area in its entirety or any part thereof for the purpose of fulfilling the objectives of the redevelopment plan.

8. *Public Controls.* To insure that urban redevelopment shall operate in the public interest, reasonable public controls are necessary, and to that end the contract, deed, or lease agreement should contain covenants running with the land assuring the improvement and maintenance of such improvements in the manner determined by the redevelopment plan.

9. *Tax Abatement.* Tax exemptions, tax abatements, or tax freezing as a stimulus to redevelopment are dangerous expedients, which unless absolutely necessary, should not be adopted.

10. *Re-housing of Displaced Tenants.* The redevelopment agency should not be required to provide for the rehousing of displaced tenants. The redevelopment bill should not be a housing bill.

11. *Limitation of Profits or Dividends.* There should be no restrictions on the profits or dividends derived from private redevelopment projects.

12. *Appraisal.* Appraisals by properly qualified appraisers should be made before purchase as well as new use appraisals made not more than one year before resale.


13. *Modification of Redevelopment Plan.* Careful safeguards should be provided against unwarranted modification and changes in the official redevelopment plan, but provision should be made for future proper modification.

14. *Administrative Costs.* Funds should be provided to cover administrative costs of the redevelopment agency—preferably through action of the local legislative body.



Quiet, the essence of good hospital service, is the substance of Cannon Signal Systems. They summon by sight—not sound. For all new hospitals—for remodeling old ones—specify the call system made originally for hospital use. The Cannon Paging System* calls four doctors at a time—gets maximum attention with no distraction. The Nurses Call System is fool proof and dependable. Both systems may be installed in old wiring or with surface mounted wiring.

**Ideal for schools, department stores, auditoriums, public buildings—any place where "silence is golden."*



Cannon Signal Systems include a complete line of... Calling Stations, Annunciators, Paging Systems and In-and-Out Registers for Hospitals, Department Stores, etc. Cannon also manufactures Experimental Switchboards, Sectional Terminals, Multi-contact Electrical Plugs and Receptacles.
SEE OUR CATALOG IN SWEET'S ARCHITECTURAL
Write for latest bulletin. Address Department A-312

CORRECTION—PAINT

On pages 70 and 136 in the October, 1944 issue of ARCHITECTURAL RECORD there were statements regarding the use of oil paint over casein paint that were inaccurate. The experts' testimony is that oil paint can be (and has been) used successfully over casein paint providing the casein paint is not chalky and is well bonded with the surface painted. Further research is being undertaken to determine the effects of using different kinds of paint over one another.

CANNON ELECTRIC
CANNON ELECTRIC DEVELOPMENT COMPANY, LOS ANGELES 31, CALIF.
MANUFACTURING SIGNAL ENGINEERS

Keeps Metal PASSIVE*

...another Plus that adds

to **RED LEAD'S** Extra Rust Protection ...



There is no question about Red Lead's acceptance throughout industry as the standard priming paint for making metal *LAST*.

One important reason is its ability to keep metal surfaces in a "passive" or rust-inhibiting state. Authorities agree that metal protective paint should be rust-inhibitive to give satisfactory performance.

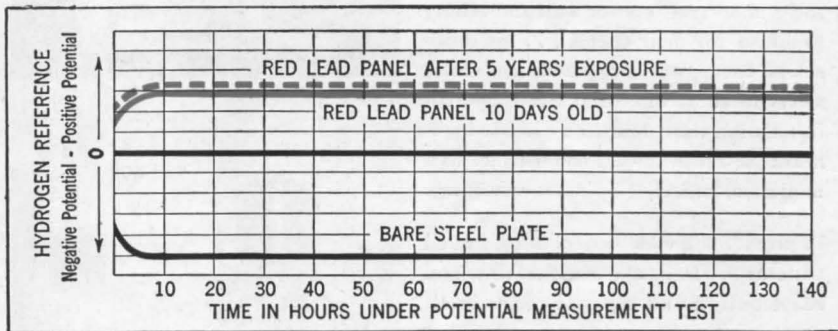
Time-potential curves, such as the one at right, are used to express rust-inhibitive properties of paint and thus indicate its effectiveness of protection. They show the effect of Red Lead on the potential of steel in the presence of moisture or water.

For example, a steel panel whose potential is *positive*, relative to hydrogen, is considered to be in a passive or non-corroding state. A negative potential indicates corrosion activity or rusting. The graph shows clearly the rust-inhibitive effect of Red Lead paint on steel as contrasted with the rapid and continuous rusting of unpainted steel.

Note that in this test a Red Lead paint film which had weathered 5 years was just as effective in preventing rust as one which had dried for only 10 days.

Specify RED LEAD for All Metal Protective Paints

The value of Red Lead as a rust preventive is most fully realized in a paint where it is the only pigment used. However, its rust-resistant properties are so pronounced that it also improves any multiple pigment paint. No matter what price you pay, you'll get a better metal paint if it contains Red Lead.



*Proof That Red Lead Keeps Metal Passive

In the above test a piece of unpainted steel was immersed in water. Iron, going into solution, reacted with oxygen in the water to form rust. This unrestrained corroding state is indicated by a rapidly developed and maintained negative potential (see above graph). However, when steel panels painted with Red Lead were immersed un-

der the same conditions, ferric and lead salts formed directly next to the metal. This action at once stifled corrosion by preventing the iron from going into solution, thus keeping the steel surface passive. The result is shown in the graph curves above, where a quickly rising positive potential remains constant throughout the test.

Write for New Booklet—"Red Lead in Corrosion Resistant Paints" is an up-to-date, authoritative guide for those responsible for specifying and formulating paint for structural iron and steel. It describes in detail the scientific reasons why Red Lead gives superior protection. It also includes typical specification formulas ... ranging from Red Lead-Linseed Oil paints to Red Lead-Mixed Pigment-Varnish types. If you haven't received your copy, address nearest branch listed at right.

Lead paints for both underwater and atmospheric use is available through our technical staff.



NATIONAL LEAD COMPANY: New York 6, Buffalo 3, Chicago 80, Cincinnati 3, Cleveland 13, St. Louis 1, San Francisco 10, Boston 6 (National-Boston Lead Co.); Pittsburgh 30 (National Lead & Oil Co. of Penna.); Philadelphia 7 (John T. Lewis & Bros. Co.); Charleston 25, W. Va. (Evans Lead Division).

DUTCH BOY RED LEAD

All types of metal-protective paints are constantly being tested under all conditions at National Lead's many proving grounds. The benefit of our extensive experience with Red

REQUIRED READING (Continued from page 136)

paragraphs, etc., plus notations of where clarification is needed, make up the body of the recommendations; substantive changes have been carefully avoided.

NEW YORK CITY

10th Annual Report of the New York City Housing Authority. New York 17 (122 E. 42nd St.), N. Y. C. Housing Authority, 1945. 9 by 12 in. 122 pp. illus.

Here is the history to date of what the New York City Housing Author-

ity has accomplished: 14 projects in operation and 13 ready for postwar construction. Photographs, plot plans and floor plans of each project are included in the report, showing the three different types of community the Authority has built or planned—two-story row houses, three- and four-story walkups, and six- to 13-story elevator buildings. Tables show the cost of building and operating, and give statistics as to land coverage, occupancy,

etc. A brief introduction explains methods of tenant selection, operation and maintenance of projects, methods of financing, and so on.

PITTSBURGH

The First Seven Years. A Report of the Housing Authority of the City of Pittsburgh for the Years 1937-1944. 7 by 10 in. 63 pp. illus.

Since 1934, when 40 per cent of Pittsburgh's housing was found to be substandard, an average of 500 unfit dwellings have been demolished each year, and four large low-rent communities have been built. The Housing Authority quite properly is proud of such a record of accomplishment, but, as this report points out, much remains to be done, and it will take concentrated effort on the part of the private builder as well as the municipal government to provide decent housing for all.

THE SOCIAL EFFECTS OF PUBLIC HOUSING

Newark 4, N. J. (57 Sussex Ave.), Housing Authority of the City of Newark, 1945. 8 1/4 by 10 1/2 in. 95 pp. illus.




Conducted by Dr. Jay Rumney, professor of sociology, University of
(Continued on page 158)

Consider the Requirements...and Specify PLASTIC-FINISHED MARLITE for All Types of Interiors



Leading architects depend on Marlite to solve important interior wall and ceiling problems for their clients . . . for themselves. Large, wall size panels lend themselves to all architectural trends and cut installation time. Marlite's pioneer high-heat-bake finish lowers maintenance to a minimum, entirely eliminates refinishing.

In providing a wide variety of colors and patterns . . . in its extreme flexibility and adaptability to all types of rooms in all types of building, Marlite stimulates decorative ingenuity. You'll find you, too, can always depend on Marlite all-out performance. Learn more about modern Marlite by writing today for new literature covering the specific jobs on which you're working. Marsh Engineers are ready with practical engineering data.



Marlite's pioneer high-heat-baked-finish halts their damaging attacks.
Delete Blurmites from YOUR specifications . . . Specify Marlite!



MARSH WALL PRODUCTS, Inc.
85 MAIN STREET, DOVER, OHIO

duty-free

PLASTIC-FINISHED WALL PANELS • FOR CREATING BEAUTIFUL INTERIORS

OPPORTUNITIES AVAILABLE

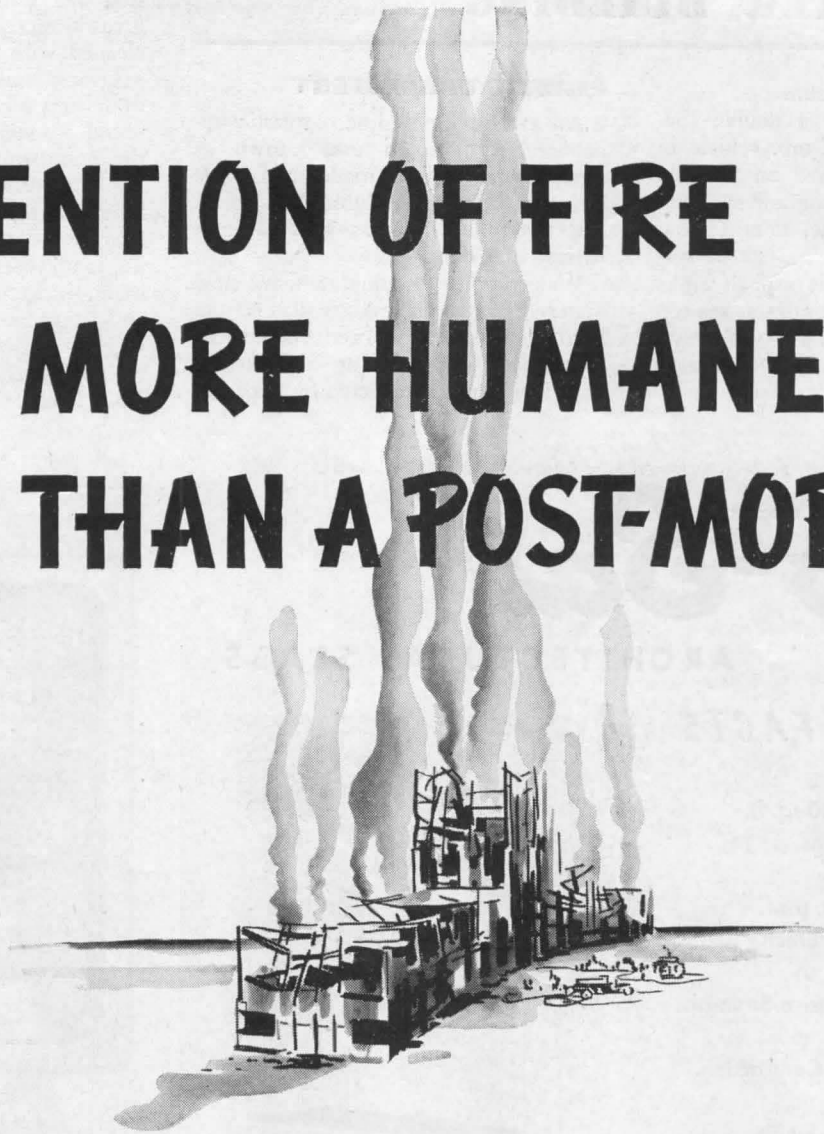
EXPERIENCED DRAFTSMEN WANTED BY MIDWEST MANUFACTURER. Must be familiar with all phases of architectural drafting, particularly store exterior and interior work. Excellent opportunity for present and postwar period. Write in confidence giving full details education, experience, and salary desired.
Box 52, ARCHITECTURAL RECORD, 119 West 40th Street, New York 18, N. Y.

ARCHITECTURAL DESIGNERS; structural, heating and ventilating, and electrical engineers. Experienced men for nationally known midwestern firm of architects and engineers.
Box 54, ARCHITECTURAL RECORD, 119 West 40th Street, New York 18, N. Y.

EXCEPTIONAL POSTWAR OPPORTUNITIES for top-flight district sales managers, retail store designers, and architectural draftsmen, with nationally known manufacturer of store-fronts, entrance doors, and new postwar building materials sold through established distributor organization and backed by extensive national promotion program. Write in full confidence, giving details education, business experience, etc. Address — PERSONNEL DIRECTOR, THE KAWNEER COMPANY, Niles, Michigan.

ARCHITECTURAL DESIGNER AND DRAFTSMAN: Work consists of churches, schools and hospitals. Office location, small town near Chicago. Future connection for right party. State full particulars, and salary expected.
Box 56, ARCHITECTURAL RECORD, 119 West 40th Street, New York 18, N. Y.

PREVENTION OF FIRE IS MORE HUMANE THAN A POST-MORTEM



A "POST-MORTEM" into the cause of a fire is a little late from the point of view of fire *prevention*. It may disclose why a simple, local blaze became a major disaster . . . but it can't explain away the heap of blackened rubble or bring back the dead.

A MODERN HOSPITAL may be built of so-called "fireproof" construction. But this will *not* insure freedom from fire hazards. The supplies, equipment and furnishings of a hospital are hazards themselves. There is also human negligence with which to contend. Control the fire at *its source* and these hazards are reduced to a minimum!

ONLY AUTOMATIC SPRINKLER FIRE PROTECTION will do this! Instantaneous and positive in action, a Grinnell Automatic Sprinkler System will safeguard helpless patients anywhere in the building—night and day! It will bear the burden of your responsibility for lives and property . . . will end the menace from fire permanently!

THIS "TAILORED-TO-FIT" system can be installed quickly, with little inconvenience to personnel and hospital routine in

buildings now unprotected by a sprinkler system. Your nearby Grinnell office will supply complete information without obligation. Grinnell Co., Inc., Executive Offices, Providence 1, R. I. Branch offices in principal cities of U. S. and Canada.



GRINNELL

AUTOMATIC SPRINKLER FIRE PROTECTION

DEVOTED TO THE DEVELOPMENT OF AUTOMATIC FIRE PROTECTION SINCE 1873 . . . PROTECTING OVER FIFTY BILLION DOLLARS WORTH OF THE WORLD'S PROPERTY

ultraviolet rays of the sun.

Hornlume comes in a double container, pigment in the top, vehicle in the bottom, to be mixed on the job. Though the two ingredients are brushed on at one time, some separation takes place when the law of specific gravity works: the asphalt sinks down, leaving the aluminum at the top of the coating to reflect the sun's rays. A. C. Horn Co., 43-36 10th St., Long Island City, N. Y.

PLASTIC UPHOLSTERY

An extensive new line of plastic upholstery for civilian use, known as *Naugahyde*, will be made in a wide range of light and bright, clear colors and two-tone effects as well as in a variety of grains.

Waterproof and flameproof, the new material, it is claimed, will not get hard or crack, and will resist edgewear, abrasion, scuffing, flexing and wrinkling. It will not be affected by perspiration,

salt water, alcohol, gasoline, oils, greases, most acids and alkalis; can be cleaned with soap and water.


Over a million yards of the plastic upholstery have been made for war and tested in severe military applications, the manufacturers report. In January, 1943 the material was adopted by the Navy as mandatory equipment for all Navy combat ships. It is used for seating in all types of motorized war equipment, including combat tanks, trucks and jeeps, and for turret and wall lining and seat covering in bombers, fighters and transport planes. U. S. Rubber Co., Rockefeller Center, New York City.

REG. U.S. PAT. OFF.
Mo-Sai

ARCHITECTURAL SLABS

QUICK FACTS

- Thin, 2" Thick.
- Large Units up to 100 sq. ft.
- Large Integral Returns.
- Fewer Joints.
- Light Weight, 25 lbs. p.s.f.
- Economical, Easy to Erect.
- Balanced Reinforcing.
- 7,500 p.s.i. Compressive Strength.
- Absorption Less Than 6%.
- Low Expansion and Contraction.
- DECORATIVE.
- Exposed Aggregate Finish.
- Unlimited Color Combinations.
- Inlaid Ornament and Lettering.



As FORMING for monolithic Concrete Buildings
It acts as the finished PRE-INSPECTED facing.

Modern
Colorful
Decorative


Mo-Sai
offers a "NEW FREEDOM" in design

See our catalog in SWEET'S

MO-SAI ASSOCIATES

- New Haven, Conn.....The Dextone Company.....P. O. Box 606
- Boston, Mass.....Cambridge Cement Stone Company.....156 Lincoln St.
- Philadelphia, Pa.....Formigli Arch'l Stone Company.....R. E. Trust Bldg.
- Richmond, Va.....Economy Cast Stone Company.....P. O. Box 1223
- Greensboro, N. C.....Arnold Stone Company, Inc.....P. O. Box 477
- Oshkosh, Wisc.....Badger Concrete Company.....191 Marion St.
- Salt Lake City, Utah.....Otto Buehner & Company.....640 Wilmington Ave.

MO-SAI ASSOCIATES, founded to standardize and improve architectural slabs.
The registered trade mark "Mo-Sai" is the property of the Dextone Co.



Bathroom cabinet of one-piece steel

BATHROOM CABINET

In a new line of bathroom cabinets most of the cabinet bodies are of drawn, one-piece steel construction, with rounded corners, and finished in either vitreous porcelain or baked enamel. Mirrors are available in various grades of glass and can be furnished plain, or with a one-piece stainless steel or chromium plated frame. Both recessed and wall surface types and electrically lighted cabinets are included. The Grote Mfg. Co., Inc., Bellevue, Ky.

PHOTO DRYER


A new B-8 Photo Dryer operates with additional electrical heating elements said to assure maintenance of even heat. Dries matte or semi-matte or glossy prints, blueprints and black and white prints. Thermostatic control available. Variable speed drive motors and controllers to permit instantaneous

(Continued on page 154)


J&L JUNIOR CHANNELS AND JAL-TREAD

STEP UP STRENGTH AND SAFETY

The light-weight strength of J&L Junior Channels — the safe, sure footing of Jal-Tread, J&L's new rolled-steel checker floor plate — Controlled Quality Steel in a practical application.



JONES & LAUGHLIN STEEL CORPORATION
PITTSBURGH 30, PENNSYLVANIA




Well, Bill, so long as you use drawing pencils with soft, crumbling leads, you'll get smudged drawings and bad blueprints. Treat yourself to the pencils that never crumble, that produce clean, dense, opaque lines every time. Get Typhonite Eldorado!

These great pencils are unerringly uniform in every degree. Drawings made with Eldorados result in blueprints as clear as a bell and a pleasure to read. We'll send you a free Comparison Sample, Bill. Request it on your business or professional stationery, specifying degree.

DIXON'S TYPHONITE

ELDORADO



PENCIL SALES DEPT. 225-J8 JOSEPH DIXON CRUCIBLE CO., JERSEY CITY 3, N. J.



Advise Clients to Order ANCHOR Fence at pre-war prices NOW

BY ordering Anchor Fence now your clients can get the benefit of pre-war prices . . . plus Anchor service in expediting erection . . . plus exclusive Anchor features which are found in no other chain link fence. For example, deep driven Anchors hold Anchor Fence permanently erect and in line in any soil . . . permit erection in any climate or weather . . . yet make it easy to take up and relocate Anchor Fence *without loss* if changes in the enclosed area are required later.

Free Specification Manuals for Your A. I. A. File 14-K

Let us send you our Specification Manuals on Anchor Chain Link and Anchor-Weld Iron Picket fences. Prepared especially for Architects and Engineers, they contain installation photographs and sectional drawings . . . describe the various heights, weights, structural features and applications of Anchor fences and gates . . . include helpful sample specifications for many types of fencing jobs. These books will prove helpful to you in planning many postwar projects. For free copies address: Anchor Post Fence Co., 6600 Eastern Ave., Baltimore 24, Maryland.



Nation-Wide Sales and Erecting Service

FOR BETTER BUILDING

(Continued from page 152)

speed changes over a range of 6 in. to 3½ ft. a minute. A chromium plated copper drum that finishes photos with high glossy surface is included. Pressed steel framework. Two sizes available: 26-in. and 44-in. widths. Peck and Harvey, 4327 Addison St., Chicago 41.

FIBERGLAS ERASER

A new fibreglas refillable eraser is said to be excellent for erasing India ink from tracing cloth and for cleaning drafting instruments without scratching. Called the *Rush-FybRglass-Eraser*, it comes in an attractive, pencil-shaped plastic case and is unconditionally guaranteed "for life." The Eraser Co., Inc., 231 W. Water St., Syracuse 2, N. Y.

STANDARDS

A.S.A. Price List

A new list of all American Standards and War Standards approved to date has just been published by the American Standards Association. Approximately 800 standards are listed, covering specifications for materials, methods of tests, dimensions, definitions of technical terms, procedures, etc. in the electrical, mechanical, building and other fields. Available free of charge on request to the American Standards Assn., 70 E. 45th St., New York 17, N. Y.

Wood Fiber Blanket Insulation

Recommended Commercial Standard for Wood Fiber Blanket Insulation (for Building Construction), TS-3955, is now being circulated to the trade for written acceptance. It provides minimum requirements for one grade of wood fiber blanket insulation ranging from ½ to 3 in. in thickness as made for building construction. It covers physical requirements and tests for thermal conductivity, density, flexibility and fire resistance, and sets forth methods of sampling, packing and labeling.

Structural Design for Lumber

A comprehensive standard for engineering design with lumber is now provided by a national specification published by the National Lumber Manufacturers Association.

The specification applies to stress-grade lumber and its fastenings when the lumber is properly identified as to grade. The provisions are suitable for inclusion in building codes. Copies may be secured from the National Lumber Manufacturers Assn., 1319 18th St., N.W., Washington 6, D. C., for 25 cents each.

NEW LONDONER

HOLLOW-CORE

FLUSH DOORS

Pat. No. 2272227

for EVERY BUILDING YOU PLAN


Performance records tell you why to recommend New Londoner Hollow-Core Flush Doors for every building you plan. In all climates, under unusual conditions, these famous doors have established unbeatable records for sterling performance. Architects, Builders and Contractors everywhere, select New Londoners for every type of building, large and small, because experience has taught them New Londoners "stay put." If you do not have the facts handy, write for the story of New Londoner Hollow-Core Flush Doors — today.

A PLYNEERED PRODUCT

AMERICAN PLYWOOD Corporation

NEW LONDON, WISCONSIN







LOOK TO TUTTLE & BAILEY

THE scientifically engineered efficiency and built-in quality of Tuttle & Bailey Ceiling Diffusers, Grilles, Registers, Air Control Devices and Standardized Copper Convectors are well suited to the dream homes of tomorrow and the new type structures of the future.

Air Conditioning, Heating and Ventilating Outlet



AEROFUSE OUTLET





AIRLINE GRILLE

SINCE VE DAY...

cutbacks and cancellations of war contracts have made available a portion of our facilities for the production of items for civilian use.

Standardized
COPPER CONVECTORS



*Efficient Heating and Trouble-Free Service
The Beauty of Recessed Enclosures*



TUTTLE & BAILEY, INC.

NEW BRITAIN, CONNECTICUT

POSTWAR

BUILDING AND PAVING PROGRAMS

Are Being Planned in Great Quantities and Are Awaiting the Word to GO

Para-Plastic WATER-TIGHT JOINT-SEALING COMPOUND

is now in production having been greatly accelerated through heavy use by the Government for defense projects as—

EXPANSION JOINTS
in concrete runways for
Army & Navy Airports

THOUSANDS OF TONS
of PARA-PLASTIC have been installed in all types of concrete construction work, insuring the contraction and expansion joints in highways, sidewalks, curbs, tanks and swimming pools, etc., against infiltration and disintegration.



Para-Plastic

is also used in great quantities for Roofing Maintenance by factories, public buildings, homes, farms, etc., particularly for critical points around chimneys, coping, flashing and skylights.

NEW PREMOLDED FORMS of — PARA-PLASTIC are now available for Vertical Joint seams in **TUNNELS, SUBWAYS & RETAINING WALLS.**

Mail for Information on
PARA-PLASTIC Joint Sealing Compound

Name

Street

City

SERVICISED PRODUCTS CORP.

6051 W. 65 ST., CHICAGO 38

LETTERS

(Continued from page 28)

the earth that new seeds may sprout, and other forms, transient though they be (and fortunately at those times they are very transient), come into being.

And there are those architects who are versed in the meaning of life and its purpose. They bide their time and work in silence. They see through the passing phantasmagoria of temporal phenomena. "Curiouser and curiouser," they say with Alice, as they package their tin houses for swift delivery to panting customers. Meanwhile, if they are not at all times allowed to give the best of themselves, at least they learn a lot of things. And they have not forgotten that the substances have their ways and qualities, that light, and proportion, still have the same old meaning. These are the stuff with which not only "homes" are built, but the language through which the everlasting truths are spoken. We must bide our time. The wheel turns.

Yours sincerely,

Antonin Raymond

RECORD:


The RECORD is to be congratulated upon the timely presentation of Dean Hudnut's provocative article, "The Post-Modern House." The next several years will probably see a greater variety and quantity of houses erected than at any similar period in our history. It behooves us all to employ our fullest efforts toward the development and fruition of a sincere and eloquent period of architecture. . . .

I presume there are some architects who would object to being called an artist—I would be pleased to be so addressed. Certainly there is more to architecture than the precise arrangement of planes to encompass certain areas. However, while harkening to Dean Hudnut's plea for more art and less engineering, we must guard against extremes. We do not want to imitate the automobile industry, which, when production ceased at the onset of this war, was covering its cars with chromium excrescences with the excuse that the public demanded them. We do not want to return to the products of the Victorian era.

"We must remember that techniques have no inherent values as elements of expression; their competence lies in the way we use them." Here, in one sentence is expressed the substance of Dean Hudnut's essay. This concise statement could well be the guiding light for all who practice "Modern" architecture.

Very truly yours,

Charles W. Lorenz



The "Key" to Better Heating

Many heating systems provide adequate heat . . . but they supply it through excessive use of rationed fuel.

The "key" to securing better heating with less fuel is modernization with automatic controls. Controls that mean simultaneous heating of all rooms . . . that maintain a comfortable, uniform temperature regardless of outside weather conditions.

The Webster Moderator System of Steam Heating is "Controlled-by-the-Weather". Steam delivery to each radiator is automatically balanced to agree with every change in outdoor temperatures. Continuous heat flow from every radiator is assured.

More Heat with Less Fuel

Seven out of ten large buildings in America (many less than ten years old) can get up to 33 per cent more heat out of the fuel consumed! . . . Heating Engineers surveyed thousands of buildings to give owners an accurate estimate of the savings to be achieved with proper controls.

If you're planning on a new building, or modernizing an existing one, write for "Performance Facts". Address Dept. AR-8.

WARREN WEBSTER & CO., Camden, N. J.
Pioneers of the Vacuum System of Steam Heating
Representatives in principal Cities : : Est. 1898
In Canada, Darling Brothers, Limited, Montreal



AUTOMATIC
Webster
Steam Heating

From SURGERY to BOILER ROOM

Engineered Lighting by GUTH

BILITES
For Rooms & Wards

SURGERY-LITE
"L-O-D Minor"

SURGERY PORTABLES
with or without
Emergency Standby

SURGERY-LITE
"L-O-D Major"

SUN-ROOM FIXTURES

CLOSE-CEILING GLASS-LITE

WALL-LITES

X-RAY LITE BRACKETS

GERM-KILLING LIGHTS

GUTHFAN
"Cools You All Over"

UTILITY AGLITES

LOBBY & RECEPTION ROOM Special Fixtures

DIRECTIONAL SIGNS

INDIRECT-LITE

EXAMINATION LIGHTS

Efficient HOSPITAL LIGHTING Service

FLUORESCENT LIGHTING

EXIT SIGNS

PSYCHIATRIC Wards & Rooms Lighting

NITE-LITES

RECESSED LIGHTS

BOILER-ROOM LIGHTING

ENTRANCE BRACKET

GUTH Hospital Lighting is Backed by Over 40 Years of Experience

ILLUMINATION is a major factor that contributes to the *efficiency, comfort, safety, sanitation and aesthetics* of the modern hospital.

Many hospitals have found it wise to depend on GUTH for their lighting recommendations. GUTH Engineers, with over 40 years of experience in

every branch of illumination, have devoted an infinite amount of research to the specific needs of the Hospital. This research now bears fruit for you — whether you are planning new lighting for the present or the future. GUTH Hospital Lighting is efficient, modern lighting.

LIGHTING MANUAL Now Available

Architects, Engineers, Hospital Superintendents — anyone interested in Hospital Lighting will find this Data Book indispensable.

WRITE
FOR YOUR
FREE COPY
TODAY.



THE EDWIN F. GUTH COMPANY • 2615 WASHINGTON AVE. • ST. LOUIS 3, MO.

There is
NO
SUBSTITUTE
for EXPERIENCE



FLASH!
July 6, 1945

We have sufficient bronze available for fabrication now to take care of a limited number of projects. Write at once—send us details for estimate.

**DESIGN
AND FABRICATION**

- Calendar Cases
- Card Frames
- Check Desks
- Collapsible Gates
- Counter Railings
- Doors
- Elevator Cabs
- Entrances
- Gates Grilles
- Letters and Numerals
- Lighting Stands
- Marquise
- Name Plates
- Railings
- Safe Deposit Enclosures
- Signs Tablets Wickets

IN ALL METALS

For details of Metalcraft Service, we refer you to Sweets 1945 Architectural File.

Remember
for

THIS
NAME
QUALITY
WORKMANSHIP
DEPENDABILITY



**CINCINNATI
METALCRAFTS**

Inc.

DEPT. AR, 34TH AND ROBERTSON
CINCINNATI 9, OHIO

REQUIRED READING

(Continued from page 150)

Newark, this study sums up the numerous benefits of taking families out of the slums and installing them in decent quarters—in this case public housing. As would be expected, the benefits are overwhelming: health is better, children are easier to keep clean, there are fewer accidents, crime is less, school grades are better, family relations are happier.

**HOUSING AND COMMUNITY
PLANNING**

A Series of Lectures Delivered at McGill University, Nov. 2, 1943—March 21, 1944. Montreal, Que., Can., McGill Univ., 1944. 6 by 9 in. 210 pp.

This series of 18 lectures represents some of the best thinking of American and Canadian planners on such items as land policy, regional planning, street systems, public services, housing. The American reader will find of particular interest the picture a number of the papers give of planning in Canada—which, as would be expected, is very much like our own, both in concept and in approach.

NEW EDITIONS

**1944 BOOK OF A.S.T.M.
STANDARDS**

Including Tentative Standards. Philadelphia 2, Pa. (260 S. Broad St.), American Society for Testing Materials, 1944. Part II, Nonmetallic Materials—Constructional, xxxvi + 164 pp. Part II, Nonmetallic Materials—General, xxxviii + 2202 pp. 6 by 9 in. illus.

Because of the early exhaustion of the last edition of the Book of Standards, this new edition has been issued only two years instead of the usual three after its predecessor. It includes wartime emergency standards and alternate provisions, as well as both formally adopted and tentative A.S.T.M. standards. As always, it is carefully indexed and despite its size and scope, surprisingly easy to work with. Colored inserts are used for the wartime emergency section and the listing of tentative standards.

PLANNING ORGANIZATIONS

Planning and Postwar Planning—State Organizations. Membership Directory. Chicago 37, Ill. (1313 E. 60th St.), American Society of Planning Officials, 1945. 8½ by 11 in. 39 pp. mime. \$1.00.

The A.S.P.O. state planning organization listing revised and brought up to date. Alphabetically arranged according to state, the list gives the name of the organization, the address and the members, plus a brief statement of when and how the group was formed.

A NEW AIRPORT-

IS ALWAYS VITALLY INTERESTED IN ITS RUNWAYS and this is above everything else in importance!

EXPERT ENGINEERS always look for this continuously smooth, unbroken surface as a matter of safety.

Servicised

Para-Plastic
and

Smooth Safe

EXPANSION JOINTS

ARE INSEPARABLY RELATED
This strong elastic waterproof sealing Compound makes smooth and continuous structural units out of the separate concrete slabs in—

**AIRPORT RUNWAYS,
CONCRETE ROADS
and HIGHWAYS.**

Servicised

**PREMOULDED
EXPANSION AND
CONTRACTION
JOINTS**

**FELT-SIDED ASPHALT JOINT,
STANDARD CORK JOINT, FIBER
EXPANSION JOINT, NEW PRE-
MOULDED PARA-PLASTIC VER-
TICLE EXPANSION JOINTS. USED
IN TUNNELS, SUBWAYS AND
RETAINING WALLS.**

Para-Plastic
— EXTENDABLE —
MAINTAINS
BOND at ZERO

Send for Literature

Name

Street

City

SERVICISED PRODUCTS CORP.

6051 W. 65th St., Chicago 38, Ill.