

Notice the ease with which metal windows can be washed from within.



# Why Metal Windows?

All over America architects, engineers, contractors and builders are planning ahead today for the homes of tomorrow—and in the homes of tomorrow they know there must be new features to add to the beauty and the utility of those homes. One feature every home should have is steel windows because steel windows not only offer greater utility but add to the beauty and lasting good appearance of any home. So consider the advantages Ceco metal windows offer:

- 1** Tighter weather seal—precision engineering keeps out cold, dust, rain; keeps heat in.
- 2** Gives more light—affords from 20% to 60% greater light area.
- 3** Lowest initial cost installed—with metal windows the initial cost is the final cost.
- 4** Easy to install—no weather stripping. Less labor in installing hardware. No planing.
- 5** Controlled ventilation—up to 100%... catches stray breezes . . . controls drafts.
- 6** Easier operation—always fit . . . no sticking, warping or swelling.
- 7** Fire safety—Ceco metal windows are fire resistive, reduce fire hazards.
- 8** Easily washed from inside—both sides of the window can be washed from within.

## WHY SPECIFY CECO?

Ceco steel windows are engineered to a perfection. Years of pioneering—years of “on-the-job experience” have given Ceco engineers a sure grasp of all window problems. All that fund of knowledge is yours to command in 23 offices strategically located from coast to coast. For latest information on delivery consult your Ceco service headquarters. Ceco catalogs appear in Sweet’s Architectural File.

### CECO STEEL PRODUCTS CORPORATION

GENERAL OFFICES: 5701 West 26th Street, Chicago 50, Illinois

Offices, warehouses and fabricating plants in principal cities

*makes the big difference*

#### Partial list of other Ceco Products:

ALUMINUM FRAME INSULATING STORM  
PANEL FOR METAL CASEMENTS • MEYER  
STEELFORMS • REINFORCING STEEL •  
METAL FRAME SCREENS • STEEL JOISTS  
• METAL WEATHERSTRIPS • METAL LATH  
& ACCESSORIES • HIGHWAY PRODUCTS



Here's why

**BYERS**

**WROUGHT IRON**



resists  
corrosion



Want to know the secret *why* Byers Wrought Iron resists corrosion . . . *why* designers use it in the "hot spots" where ordinary materials fail too soon . . . *why* it has helped to stave off repairs and maintenance in hundreds of punishing applications?

You'll find the main answer in the photomicrograph, that shows how a minute piece of wrought iron, not much larger than a grain of sand, looks when it is magnified 100 times. Tiny fibers of "iron glass" (silicate slag) are threaded through the body of high-purity iron. As many as 250,000 of these threads are present in each square inch of section, making up from 1 to 3% by weight of the material.

When corrosion strikes, the fibers serve as a mechanical barrier, to halt and diffuse attack. This discourages the pitting and rapid penetration that are generally the

cause of premature failures in ordinary materials. The fibers also help to anchor the initial protective scale, which shields the underlying metal just as a scab protects a wound.

Authorities are agreed that the primary reasons for the unusual corrosion resistance of wrought iron is the combination of high-purity base metal, and glass-like silicate slag. No other metal duplicates the nature and composition of wrought iron . . . *and so no other metal duplicates the resulting service qualities.*

Every engineer recognizes that the uncertainty of future costs and conditions makes it more important than ever to design for maximum durability. Our Engineering Service Department will be glad to help you apply wrought iron in the places where it can serve longer for less. You will find full dimensional information in our General Catalog, sent on request.

A. M. Byers Co., Pittsburgh, Pa.  
Established 1864. Boston, New York, Philadelphia, Washington, Atlanta, Chicago, St. Louis, Houston, Seattle, San Francisco.

**CORROSION COSTS YOU MORE THAN WROUGHT IRON**

**BYERS**

**GENUINE WROUGHT IRON**

**TUBULAR AND HOT ROLLED PRODUCTS**

**ELECTRIC FURNACE ALLOY STEELS · OPEN HEARTH ALLOY STEELS  
CARBON STEEL TUBULAR PRODUCTS**

# ARCHITECTURAL RECORD



Copyright 1946 with all rights reserved F. W. DODGE CORPORATION • Vice-President in charge of Magazine Division, H. Judd Payne • EDITORS: Editor-in-Chief, Kenneth Kingsley Stowell, A.I.A.; Managing Editor, Emerson Goble; Senior Associate Editor, Douglas Haskell; Associate Editors, John W. Ragsdale, James S. Graham, Jr.; Associate in South America, Edmund J. Whiting, A.I.A.; News Editor, Florence A.

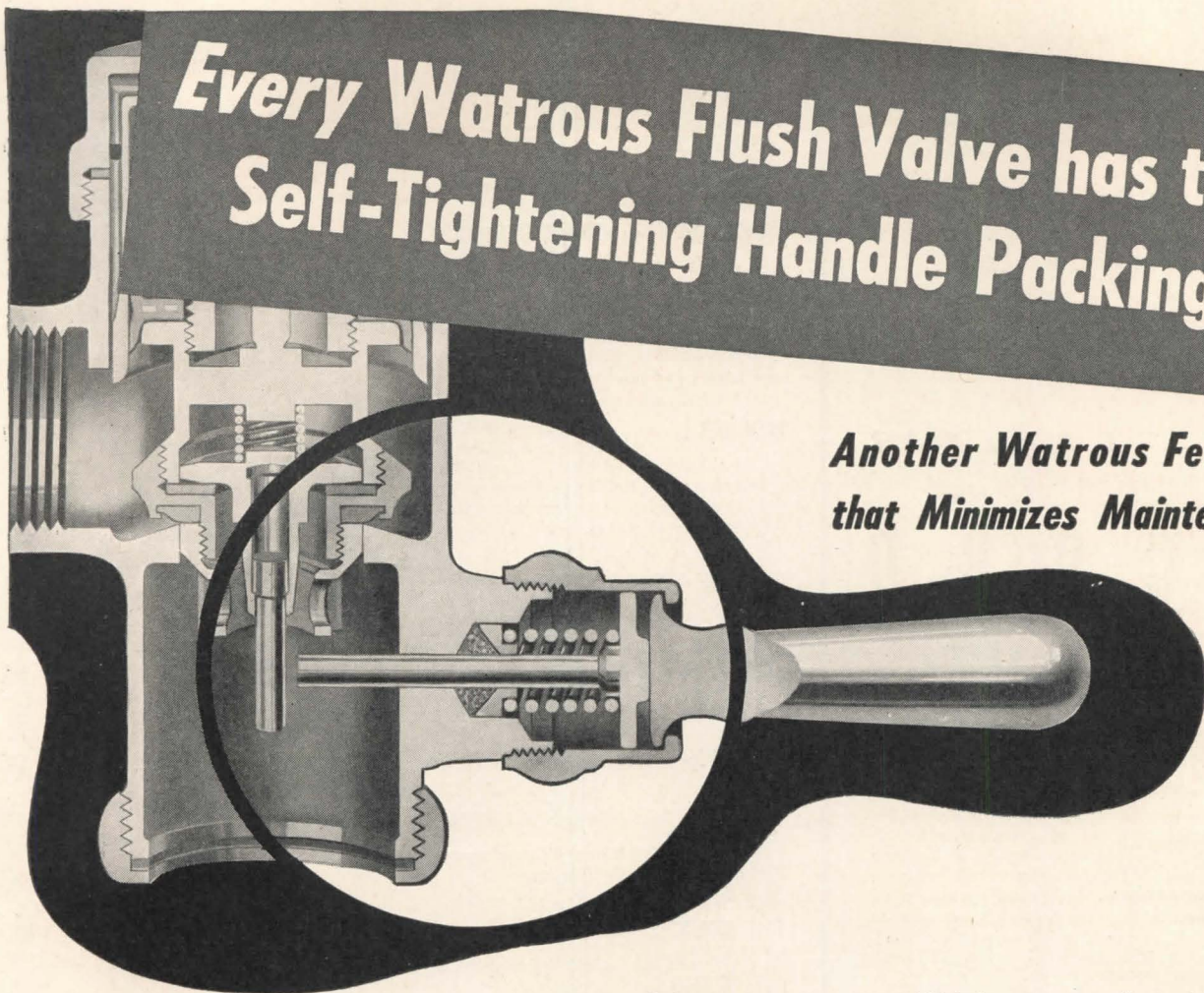
van Wyck • ART DEPARTMENT: Myron S. Hall, 3rd; Peter Piening, Consultant • CONSULTANTS: Industry Relations Consultant, Thomas S. Holden; Statistical Consultant, Clyde Shute; Building Economics Consultant, Norbert Brown; Field Research Consultant Clifford Dunneels, Jr.

Architectural Record (combined with American Architect and Architectural) is published monthly by F. W. Dodge Corporation, 10 Ferry St., Concord, N. H., with Editorial and Executive Offices at 119 West 40th Street, New York, N. Y. Thomas S. Holden, Pres.; Howard J. Barringer, Vice-Pres. and Treas.; Irving W. Hadsell, Vice-Pres.; Chauncey L. Williams, Vice-Pres.; Sanford D. Stockton, Jr., Secy.; Walter F. De Saix, Asst. Treas.; Edwin H. Freed, Asst. Treas. Member Audit Bureau of Circulation and Associated Business Papers, Inc. Architectural Record is indexed in Reader's Guide, Art Index and Industrial Arts Index. Subscription rates: United States and Possessions, Canada, Cuba, Mexico, Central and South America, \$3 the year, \$5 for two years, \$6 for three years; elsewhere, \$5 the year; single copy, \$1. Circulation Manager: Marshall Ginn. Every effort will be made to return material submitted for possible publication (if accompanied by stamped, addressed envelope), but the editors and the corporation will not be responsible for loss or damage. Other Dodge Services: Real Estate Record & Builders' Guide, Sweet's Files, Home Owners' Catalogs, Dodge Reports & Dodge Statistical Research Service.

<b>WHEN CEILINGS DISAPPEAR</b> . . . . .	71
An Editorial . . . by Kenneth K. Stowell	
<b>AUDIO-VISUAL DEPARTMENTS</b> . . . . .	72
Eyes and Ears in School. Continued from February, 1946	
<b>BRANCH BANK IN ROCKEFELLER CENTER</b> . . . . .	80
Bankers Trust Company, 51st Street and Rockefeller Plaza, New York. Shreve, Lamb and Harmon Associates, Architects	
<b>HOUSES</b> . . . . .	84
Residence in California. Harwell Hamilton Harris, Architect . . . . .	84
Residence in California. Gregory Ain and George Agron, Designers . . . . .	86
Three Residences in Arizona. Arthur T. Brown, Architect . . . . .	88
Residence in Texas. Fehr and Granger, Architects . . . . .	90
<b>HOUSES OR POLITICS?</b> . . . . .	92
The Factors that Determine the Volume of Construction. By Thomas S. Holden	
<b>ECONOMISTS FORESEE END OF PRICE INFLATION IN 1947</b> . . . . .	96
<b>BUILDING TYPES STUDY NO. 119 . . . UNIVERSITY LIBRARIES</b> . . . . .	97
<b>TECHNOLOGY MADE HUMAN</b> . . . . .	99
Proposed Library for Massachusetts Institute of Technology. Voorhees, Walker, Foley & Smith, Architects	
<b>THE "MODULAR" LIBRARY</b> . . . . .	109
Proposed Library for University of Iowa. Keffer & Jones, Architects and Engineers	
<b>BIBLIOGRAPHY ON UNIVERSITY LIBRARIES</b> . . . . .	114
<b>ARCHITECTURAL ENGINEERING</b> . . . . . Technical News and Research . . . . .	115
<b>LIBRARY CONSTRUCTION FOR INTERCHANGEABLE USES</b> . . . . .	115
<b>AIR CONDITIONING FOR BOOKS AND PEOPLE</b> . . . . .	117
By Harold L. Alt, Heating Engineer	
<b>WHAT ABOUT MICROFILM "AND SUCH?"</b> . . . . .	118
<b>LIGHTING IN LIBRARIES</b> . . . . .	120
<b>SOUND CONTROL IN LIBRARIES</b> . . . . .	121
By Edward Content, Acoustical Engineer	
<b>PRODUCTS</b> . . . . . For Better Building . . . . .	122
<b>TIME-SAVER STANDARDS</b> . . . . . Library Bookstack Data . . . . .	125
<b>MANUFACTURERS' LITERATURE</b> . . . . .	130
<b>THE RECORD REPORTS</b> . . . . . News from the Field . . . . .	7
<b>REQUIRED READING</b> . . . . .	26
<b>INDEX TO ADVERTISEMENTS</b> . . . . .	194
<b>COVER:</b> Background print, courtesy The Bettmann Archive	

# Every Watrous Flush Valve has this Self-Tightening Handle Packing

**Another Watrous Feature that Minimizes Maintenance**



... *One* of the many Watrous Points of Superiority

- Water Saver Adjustment
- Self-Cleansing By-Pass
- Single-Step Servicing
- ✓ Self-Tightening Handle Packing
- Screenless Silent-Action.
- Sturdy Brass and Bronze Construction

A small feature . . . Watrous Self-Tightening Handle Packing . . . yet just one more of the many features that go to make a great flush valve!

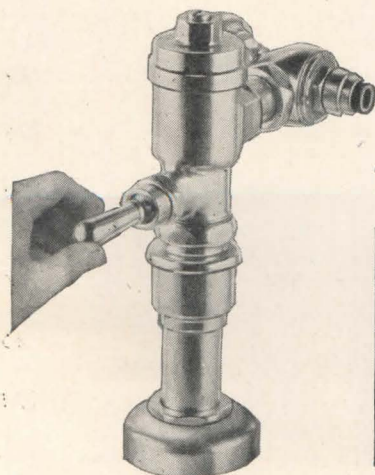
It requires no periodic tightening . . . eliminating maintenance . . . because its spring-loaded packed stem automatically maintains proper tension on the packing at all times . . . provides real protection against leakage. Note the illustration.

When you specify Watrous Flush Valves you get Self-Tightening Handle Packing on every valve. It is one of the reasons why the selection of Watrous Flush Valves is a constant source of satisfaction over the years to everyone concerned.

**THE IMPERIAL BRASS MFG. CO., 1240 W. Harrison St., Chicago 7, Ill.**

For complete information on Watrous Flush Valves see Sweet's Catalog or write for Catalog No. 448-A. Also ask for Bulletin No. 477 giving a summary of "Architect's Views on Flush Valve Applications."

**THEY PAY FOR THEMSELVES IN THE WATER THEY SAVE**



# Watrous Flush Valves

# THE RECORD REPORTS

## Construction Hits Record High—but so does Demand for Housing • Materials Shortages Promised for 1947 • Justice Department Comments on Recent Labor Cases

Regardless of the November election upsets, federal officialdom looks for a fresh furore over housing when the new Congress takes its seat. Not only have the efforts to provide houses for veterans been hobbled by obstacle after obstacle, but also the general housing bill, after a Senate o.k., died in the House last July and is due for resuscitation early in 1947.

Few observers, however, expect swift progress, for an incoming Congress takes a month or more to get organized and into full swing. For one thing, committee assignments must be reshuffled, and regular legislative steps await this procedure.

### Record Highs Hit

Despite handicaps met by Housing Expediter Wyatt, his program for residential construction claimed some record highs — began to do so back in August when expenditures for new construction passed the billion dollar mark (Department of Commerce figures) for the first time since the war month of November, 1942. Housing accounted for \$355 million. Lumber production kept high and gypsum board and lath output reached the highest point in history.

Special point of the rapid expansion of building materials was made by CPA Chief Small. To use his words:

"This record of achievement has probably never been surpassed in the history of building materials production over a comparable period of time. Indeed, it compares most favorably with the rates of production increase on military production programs of high urgency achieved during the war period. The record is a tribute to the cooperation of building materials producers and workers with the government program."

### Demand Is at Peak

On the other hand, the housing demand was hitting its peak. A census survey reported four million veterans wanting to rent, buy or build. Reconversion Director Steelman warned that "the over-all shortage is so acute that even if the program in 1946 is to succeed, there will still be as many people in need of housing at the beginning of 1947 as there were on January 1, 1946."

Incidentally, very few federal works projects have been given the go-ahead sign. Last August 6, it will be remembered, the Reconversion Office ordered

into effect a moratorium on all new construction in this field, except veterans' hospitals and like *must* items. Although this moratorium was to end with September only such programs as got clearance from the Civilian Production Administrator and the Housing Expediter could be started before next April 1. State and local governments were asked similarly to defer public works.

### Shortages Continue

Obstacles to the housing program include not only the much talked of shortages in materials and labor. Indirect hobbles are showing up, eminent among them the scarcity of freight cars. In the Pacific northwest some lumber mills were forced to shut down, reports Reconversion Chief Steelman — they could not move boards already sawed.

Building material shortages will not end with the current year, predicts the Commerce Department. It cites prospective limited supplies for lumber, cast iron soil pipe and plumbing fixtures during 1947. On the other hand, it says, brick, tile, concrete block, clay sewer pipe, warm air furnaces and cast iron and convactor radiation are being produced in sufficient quantity to bring supply into a balance with demand.


CD's Construction Division advises that lumber exports have been declining steadily during 1946 and are at lower levels than in 1939. "Until 1941," it states, "we normally exported more lumber than we imported, but since then our imports exceed the exports. It is estimated that during 1946 our imports will be twice the exports, and that 70 per cent of the imports will be in species, sizes and grades usable for residential construction while 75 per cent of our exports will not be usable for residential construction needs."

In this connection the Lumber Survey Committee draws some interesting conclusions in a report to the Secretary of Commerce. Discussing the distribution of lumber, it advises that many industrial users are seeking to buy up sources of supply, and continues:

"Distribution yards, unable to obtain lumber from their usual suppliers are frequently attempting to acquire control over mills. Mills, on the other hand, are commonly setting up their own distribution outlets, not because of unwillingness to sell to traditional distributors, but because mill controlled distribution is deemed more profitable to the producer under existing price regulations. The confusion and unrest in the industries have been increased by a marked tendency toward avoidance of ceiling prices and restrictions and also continued evasion of price and distribution control regulations."


### Construction Estimated

Inter-agency construction estimates for 1946-47 have been released by the Commerce Department with the ex-  
(Continued on page 10)




"Let me tell you what happened in their All-Purpose room . . ."

— Drawn for the RECORD by Alan Dunn



Seven-foot high continuous panels of Insulux Glass Block usher in daylight to all three floors of Miles Laboratories, Elkhart, Ind. Important to this manufacturer of proprietary medicines is the

diffusion of daylight through wide working areas, spotless appearance, and high insulating value. Clear windows are set in some of the Insulux panels for vision out and ventilation.



*Insulux Glass Block is a functional building material—not merely a decoration. It is designed to do many things other materials cannot do. Investigate!*

**OWENS - ILLINOIS**  
**INSULUX**  
**GLASS BLOCK**

## Glass harness for daylight

**Daylight**—in harness—opens a host of architectural opportunities, and this control is easily realized with Insulux Glass Block.

Natural daylight can be diffused evenly through a horizontal plane or the direction of light rays can be changed. Distracting views are eliminated, privacy assured. Infiltration of outside noise is materially reduced.


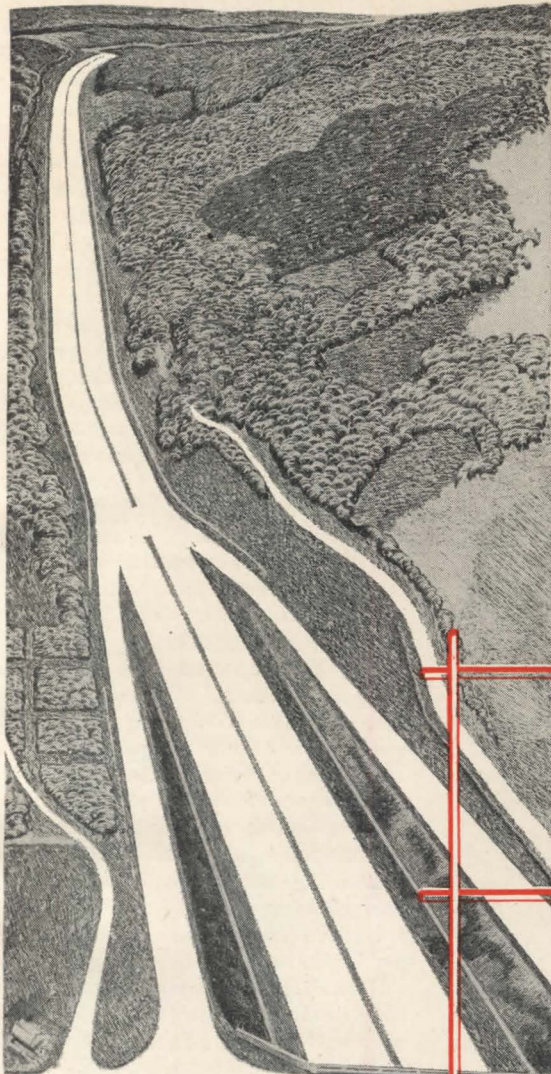
Insulux helps maintain controlled conditions of cleanliness and sanitation—stops air leaks around ill-fitting openings. Also, the insulating properties of Insulux give lower cost air conditioning and heating operations. Condensation of the room side of panels is much less than on a single glazing.

These qualities merit careful consideration in any structure where natural daylight under close control will give better working conditions or improve livability.


Technical data, specifications and installation details will be found in the "Glass" section of Sweet's Architectural Catalog, or write Dept. C-11, Owens-Illinois Glass Company, Insulux Products Division, Toledo 1, Ohio.

# Plan Concrete Construction

*with this Proven Reinforcement*



American Welded Wire Fabric has eminently served the ever-expanding field of reinforced concrete construction. Its closely and accurately spaced high strength steel wires of uniform quality — electrically welded into a prefabricated mat — provide the most effective and economical concrete reinforcement.



**American Steel & Wire Company**

*Cleveland, Chicago and New York*

*Columbia Steel Company, San Francisco,  
Pacific Coast Distributors*

*Tennessee Coal, Iron & Railroad Company, Birmingham  
Southern Distributors*

*United States Steel Export Company, New York®*

**UNITED STATES STEEL**

planation that they represent, not forecasts of construction activity, but rather "a statistical measure of the dollar volumes of construction which would be put-in-place in the period under review under existing programs, schedules and controls, if materials and labor are available to support such levels." They are designed to serve as a "basis for and guide to policy decisions."

For 1946 these estimates (prepared jointly by the Civilian Production Administration, Department of Commerce, Department of Labor, Federal Works Agency and National Housing Administration) list programmed construction at \$15.8 billion, with new building at \$10.7 and maintenance and repairs at \$5.1. For next year programmed activity reaches \$19.2 billion, of which \$13.18 is new and \$6.07 is for maintenance and repairs.

The 1947 residential total is programmed at \$7.12 billion compared to \$4.63 this year. Highway schedules go

up from the 1946 estimate of \$659 million to \$1 billion. A more sizable jump, however, is for prefabricated dwellings, the 1946 figure being \$343 million and next year's \$2.46 billion.

Broken down by quarters, the 1947 total construction estimates show \$3.68 billion for the first quarter, \$4.77 for the second, \$5.75 for the third and \$5.04 for the fourth. New construction is put at: 1st quarter, \$2.58; 2nd, \$3.17; 3rd, \$3.85; 4th, \$3.57. (F. W. Dodge Corporation estimates are being compiled as this is written, will soon be released.)

**Anti-Trust Report**

The Senate Small Business Committee recently issued a report on anti-trust cases in the construction industry, touching on control of production and prices by means of patents, restraints in lumber, cement, plumbing and heating, etc.

The Justice Department, which drew up the report, includes in its discussion

pertinent comment on labor cases:

"In 1939, 1940, 1941 the Department brought a number of cases against labor unions for alleged violations of the anti-trust laws. At the outset we made it clear that we were not attacking any of the legitimate activities of labor unions such as the right of collective bargaining or activities designed to raise wages, reduce hours, and improve working conditions. We recognized the limited liability of unions under the Clayton and Norris-LaGuardia Acts for activities which, but for the exemptions granted by these two acts, would constitute violations of the Sherman Act. Our program was based upon union activities which, in our judgment, went beyond the exemptions granted labor-union activities by the Clayton and Norris-LaGuardia Acts. The activities attacked were: (1) jurisdictional strikes, particularly those in which one union struck against another union which had been certified by the National Labor Relations Board as the legitimate collective-bargaining agency with whom the employer should deal; (2) strikes to erect tariff walls around a particular locality; (3) refusal to work on and install prefabricated materials; (4) made work, including the transfer of work from one labor group to another, as well as requiring the performance of more work than that reasonably necessary to complete a job; and (5) agreements between employer and labor groups to fix prices on building materials. These latter agreements were enforced usually by refusal of the unions to work for manufacturers or contractors who would not join the price-fixing arrangement. Under such arrangements, the particular unions involved became the exclusive labor supply for the manufacturer group.

"The Department lost almost all the cases in the first four groups, the courts holding that as long as the unions acted in their own self interest, and did not combine with non-labor groups, their activities were immune from prosecution under the Sherman Act although trade and commerce be restrained. In the fifth group, the Courts held generally that the unions were liable if they aided and abetted employer groups to achieve market and price control even though the union's purpose in entering the combination related to terms and conditions of employment."



Reconstruction plans for Brest, France's largest prewar naval base, call for six new developments, accommodating 25,000 people, and careful grouping of public buildings

**FRANCE REBUILDS**


On view at the American Museum of Natural History, New York, through the balance of this month is an especially interesting exhibit, "France Comes Back," sponsored by the Provisional Government of the French Republic.

The exhibit, which details the story of France during three wars and presents plans for her reconstruction during the coming years, includes a number of architectural models showing the trends in postwar French design and city planning.

One of the models is of Sully-sur-Loire, almost wholly destroyed in 1940. Plans for its reconstruction are based on a determination to keep the quaint beauty and follow the general pattern of the old town, while modernizing its appearance with wider streets and a more general openness.

Another of the models is of Laon, whose fortified old section on the hilltop is still intact, although the lower section of the town was wiped out. This lower section is being rebuilt as a thoroughly modern garden city.

Also included in the exhibit are panels of photos showing emergency housing developments and prefabrication systems.



Living unit of this prefab by Marcel Lods is on second floor, service unit is on first

**NHA Issues Data**

In its active push for veterans' housing, the National Housing Agency comes up with numerous data of concern. Among recent actions and findings, note these:

1. Under the veterans' program, builders' plans reveal that in the new conventional houses gas fuel heating systems

(Continued on page 12)



# HERE TO STAY!



Reynolds Lifetime Aluminum Clapboard Siding going up on a typical veteran's home. Note the precision of line — with no leveling off. Note the butt joint, on the fourth clapboard from the top.

## REYNOLDS *Lifetime* ALUMINUM BUILDING PRODUCTS

**T**HERE'S *permanency* in Reynolds aluminum building products . . . permanence in public acceptance as well as in the material itself. Immediate availability, in this housing shortage, is only one advantage. The public knows what it means to have absolutely fire-proof, rust-proof roofing and siding—impervious to rot, vermin and termites—lightweight and structurally strong. Farmers appreciate the fact that aluminum needs no protective coating—eliminating maintenance cost. Homeowners who prefer their houses painted are finding that aluminum holds paint longer—looks better, with less upkeep. And all alike are learning the great advantage of aluminum's *radiant heat insulation*—the fact that an aluminum surface reflects up to 95% of all radiant heat, reflects it outward in summer, inward in winter.

Reynolds Aluminum is here to stay in the building products field. The car-loads now being shipped, the houses now going up, are but the forerunners of a modern trend as important for dealers as for architects and contractors. Ask your regular supply source now about Reynolds Lifetime Aluminum Building Products. Distribution is through usual building trade channels.

### REYNOLDS METALS COMPANY INCORPORATED

Building Products Division      Louisville 1, Ky.

IF YOU SEE RUST  
YOU KNOW IT'S NOT  
ALUMINUM



## FOR ALL TYPES OF HOUSES . . . FOR FARM, COMMERCIAL AND INDUSTRIAL BUILDINGS



### REYNOLDS LIFETIME ALUMINUM CLAPBOARD SIDING

Original development of Reynolds engineering! Each clapboard sets into flange of one beneath. Nailing completely covered! Sheet thickness .032", 8 and 12-foot lengths, exposed clapboard surface 8". Special Starter Strip, Butt Joints and Corner Caps.



### REYNOLDS LIFETIME ALUMINUM SHINGLES

Sheet thickness .027". Watertight interlocking flanges. Nails completely covered. Coverage, 8" x 14 1/2". Shadow line, 1/4". Accessories: Eave Starter, Ridge Cap, Gable End Cap, Hip Cap and Valley.



### REYNOLDS LIFETIME ALUMINUM "SNAP-SEAL" ROOFING

A new Reynolds-engineered product with watertight interlock between sheets. All nails covered. Accessories: Eave Starter, End Starter, End Wall Flashing, Gambrel Joint, Ridge Roll, Formed Valley. 6, 8, 10 and 12-foot lengths, 24" coverage.



### REYNOLDS LIFETIME ALUMINUM WEATHERBOARD SIDING

.027" thick sheet, crimped in simulation of 4" clapboard—which effect can be enhanced by painting. 8, 10 and 12-foot lengths. 24" coverage. Easily erected in horizontal strips, 10 feet weighing only 11 pounds.



### REYNOLDS LIFETIME ALUMINUM CORRUGATED ROOFING AND SIDING

.027" thick. Either 2 1/2" x 1/2" or 1 1/4" x 1/4" corrugations. 6, 8, 10 and 12-foot lengths, 24" coverage. Accessories: Ridge Roll, Formed Valley, Roll Flashing.




### REYNOLDS LIFETIME ALUMINUM 5-V CRIMP ROOFING AND SIDING

.027" thick, superior in appearance and efficiency. 6, 8, 10 and 12-foot lengths, 24" coverage. Accessories: Ridge Roll, Formed Valley, Roll Flashing.

ALSO Reynolds Lifetime Aluminum STUDS, TRUSSES, WINDOW FRAMES, GARAGE DOORS AND A COMPLETE 12' x 20' UTILITY BUILDING

# Quick On The Draw!



## At-the-Source Removal Solved This Industrial Ventilating Problem

Industrial ventilation frequently can be simpler—and *far* more effective—when heat, fumes, moisture, and dust are not permitted to *spread*.


A good example is this installation at Midwest Rubber Reclaiming Co., East St. Louis, where several Propellair Venti-Stacks each draw heat and fumes from three or four mills, exhausting *high* above the roof.

Midwest bought their first Propellair 12 years ago; now have over *one hundred*. Replaced is a 10-h.p. blower which formerly exhausted from four mills. Venti-Stacks do a better job at a *fraction* of blower power costs.

In Venti-Stacks, ducts, walls, and windows, modern Propellair “pull-push” fans are *marvels* for air movement. You’ll like the way they simplify layouts; the way they perform; and the engineering assistance you get from Propellair. We’ll be glad to give you the facts.

### “MOVING AIR IS OUR BUSINESS”


**VERTI-STACK.** A sturdy, power roof ventilator with butterfly dampers that open wide the instant fan is started; offer virtually zero resistance as discharge shoots high into air; close automatically; won't leak.



TYPE CD



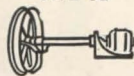
TYPE CSB



TYPE CS



TYPE CE



TYPE CU



TYPE CM



# PROPELLAIR, Inc.

SPRINGFIELD · OHIO

## THE RECORD REPORTS

(Continued from page 10)

take the lead. An analysis indicates that 52 per cent will use gas, 27 per cent coal and 21 per cent oil. Further, 33 per cent use overflow heaters, including floor furnaces, wall furnaces and space heaters; 25 per cent use gravity warm air systems; 25 per cent forced warm air systems, and 17 per cent steam and hot water.

2. Roughly 150 items of building materials and equipment have been placed under export control by the Commerce Department by NHA suggestion.

3. Priority aid to manufacturers of wood-working machinery has been made part of the housing program. Surplus machines have been channeled to plants producing for home building.

4. CPA has enlarged its enforcement staff for priority regulations and set asides of materials for home building and to prevent unauthorized construction.

5. Arrangements were made for draft deferment of skilled construction workers when their loss would delay home building.

6. At least half of the \$2 billion mortgage authorizations under the Veterans Housing Act had been tentatively allocated for rental housing by early fall, covering about 150,000 units.

7. The War Assets Administration withheld from sale 50 surplus plants in 22 states for a period of three months so that companies producing for home building could submit purchase requests and thus avoid use of critical materials in new plant construction.

8. NHA continues its efforts toward a large volume of rental housing construction. Estimates from the 64 issuing offices of Federal Housing Administration show a total of more than 325 probable projects including about 36,000 dwelling units. These, taken in conjunction with actual August applications, indicate a prospective construction of at least 42,000 units, FHA reports. In this connection, FHA has issued a new brochure on rental housing which embraces a full scale study of basic procedure, such as planning, investment prospects, use of FHA credit facilities, architectural considerations, rents, taxes, mortgage terms, etc.

9. Arrangements were made early in the fall for priority assistance to any home owners for heating or plumbing supplies needed for emergency repairs.

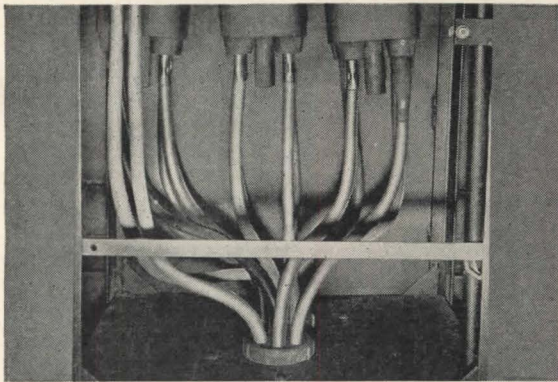
10. Wire nail manufacturers met with government representatives in October to work out problems on production and distribution of nails with attention to a premium payment plan on production beyond established quotas.

(Continued on page 14)


# WIRE and CABLE USERS

**WROTE OWN "SPECS" for  
RESEARCH LABORATORY**

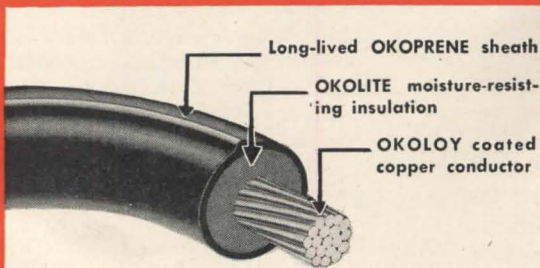
**B**efore equipping their new and completely modern laboratory, the engineers of a world-famous research organization decided to write their own specifications. Drawing on the extensive experience and test results of their own, they called for wires and cables insulated with an oil-base compound protected by a sheath of neoprene. *They knew what they wanted:*—wiring that would resist flame, moisture, heat and chemicals. *They GOT what they wanted:*—Okolite-Okoprene\* cables shown in pictures below. The job is described in Bulletin OK2035, the cable in Bulletin OK2009-C both available on request. The Okonite Company, Passaic, N. J.



Connections for one of three 208-volt ring mains in cellar of laboratory at low side of 4150 volt distribution transformer. The 4/0 Okolite-Okoprene cables are colored blue, red and black for phase identification.



Taps being made in 3' x 3' distribution manhole. Exposed section of conductor and connector insulated with Okonite splicing materials. Okolite-Okoprene cables were specified for tough, damp locations.



**OKOLITE-OKOPRENE** cables offer such additional advantages as:— no braids to rot . . . simple, flexible, long-lived construction . . . tough weather-resistant jacket of uniform thickness requiring no other covering . . . high surface resistance that eliminates surface discharge . . . 75°C operation.



**OKONITE RUBBER TAPE AND MANSON FRICTION TAPE** offer a combination known the world over for dependable protection and high quality in jointing and splicing operations. Okolite High Voltage Corona-Resisting Tape and Okonite Cement help round out a complete line of tapes and splicing materials. For additional data, write for Bulletin 1007.

\*U. S. Pat. No. 2,312,058

# OKONITE



**insulated wires and cables**

1509

## THE RECORD REPORTS

(Continued from page 12)

### WHAT THEY SAY . . .


#### About Housing

"We shall be building the slums of tomorrow before we have solved the tremendous problem presented by the slums of today. . . . The effort to produce housing within present price limitations in the face of existing material shortages and high construction costs will inevitably result in makeshifts and jerry-building. Perhaps nothing can be done about this situation now because housing of any kind is critically needed. . . . We can begin now, however, to plan for the time when we shall no longer be forced to rely on makeshift expedients and when we shall be able to begin the orderly rebuilding of our cities, recognizing that the scope of the problem has been greatly enlarged by the poorly built homes being erected during the present emergency. In order to develop a program of action that incorporates the considered judgment of members of the several planning professions, the American Institute of Architects is inviting several other national organizations to join in the preparation of a workable plan for urban reconstruction which will reflect the desires of all of the participating professions."—LOUIS JUSTEMENT, *Chairman, Committee on Urban Planning, A.I.A.*

"We need rental housing, but how can we expect a great volume of it when ceiling rents make new buildings worth less than they cost to build? We have usually found that rental property is worth about 100 times the monthly rent produced. Rent control arithmetic . . . is trying to make building costs of 154 times monthly rental income look sound, but that kind of figuring is not likely to produce an abundance of rental housing."—BOYD T. BARNARD, *President, National Association of Real Estate Boards.*

"Reports from all parts of the country indicate that the veterans' emergency housing program formulated by Chester Bowles and Housing Expediter Wyatt is even further behind schedule than Mr. Wyatt's own pessimistic reports have revealed. The answer to the housing shortage and other problems does not lie in a new pyramid of federal controls, nor in a hodge-podge of new legislation dictated by bureaucratic officials. It has become perfectly obvious that the construction industry itself will have to point the way out of the housing fiasco. The government program has been a tragic failure."—DOUGLAS WHITLOCK, *Chairman, Advisory Board, Producers' Council.*

(Continued on page 16)



## The BURT Free-Flow Gravity Ventilator Does a Tremendous Air-Moving Job, because—

Its design reduces to a minimum the factors that limit the capacity of stationary ventilators. Among its features is upward vertical discharge to eliminate reduction of velocity of discharge and to protect the roof from condensation of moisture directly beneath the ventilator . . . Absence of internal louvers that block discharge and reduce capacity . . . An airflow direction cone that eliminates the trap caused by the conventional ventilator top and prevents turbulence in the head . . . Unusually large windband that creates a far greater low pressure area with a suction effect from passing winds to greatly increase capacity of the unit . . . Larger, heavier braces to withstand extremely high wind velocities . . . And no moving parts to ever get out of order. For complete details see Sweet's or write for catalog and data sheets.

WRITE FOR CATALOGS AND DATA SHEETS

*The* **BURT MFG. Co.**

48 E. South Street

Akron 11, Ohio, U.S.A.

MANUFACTURERS OF VENTILATORS, LOUVERS  
OIL FILTERS AND SHEET METAL SPECIALTIES

walls and ceilings of u-  
 red with FABRON or equal, acco-  
 eted by the Architect. **OMIT**  
 to which the material is to be applied are t  
 in a smooth, level surface; cracks to be cut

**FABRON HAS NO EQUAL  
 THERE IS NOTHING LIKE IT**


for the finish of Walls and Ceilings of  
 rooms in all types of buildings, especially HOTELS,  
 HOSPITALS, SCHOOLS, INSTITUTIONS, ETC. where  
 the walls are subjected to hard usage and where ECONOMY—  
 based on initial cost, simple maintenance and durability—is essential  
 and where a permanent finish that is decorative in color and design is desired.

A bold statement—that's true! Alright—here are some of the manifold  
 advantages of this canvas-plastic-lacquer material. Decide for yourself if it is  
 correct to say that it "has no equal."

**Fabron — THE modern functional Wall Finish**



HOTELS



HOSPITALS

- completes the structure
- decorates the wall permanently
- reinforces sub-surface materials
- strengthens weakened plaster
- prevents plaster cracks
- resists scuffing
- is easy to install — easy to clean
- its colors are sunfast
- it preserves its original freshness
- it reduces the cost of maintenance
- its permanency makes it the most economical finish for walls and ceilings

**Fabron** is available in solid colors, textural effects and all-over re-  
 peating patterns to conform to the purpose of the room and  
 to meet various decorative needs.

Further information will be sent you on request.

**Fabron** spells long range economy — a permanent reminder of the wisdom  
 of your recommendation.

**FREDERIC BLANK & COMPANY, INC.**

230 PARK AVENUE

Established 1913

NEW YORK 17, N. Y.

**Fabron**

- easy to apply
- easy to clean
- sunfast colors
- resists scuffing
- prevents plaster cracks
- permanent decoration

FREDERIC BLANK & Co., Inc. AR 11-46  
 230 Park Ave., New York 17, N. Y.


In ref. to (project) .....  
 please send more information about FABRON.

Name.....


Address.....

City..... Zone..... State.....

# Don't Overlook MICHAELS PRODUCTS in Your Building Plans



The manufacture of ferrous and nonferrous metal building products has always been a major part of our business. And now that restrictions are lifted, and materials obtainable, we offer to architects and builders a variety of bronze, aluminum and non-ferrous metal products. For specific requirements Michaels craftsmen will faithfully reproduce in metal the most intricate architectural designs. If your plans include metal products, write us.



## MICHAELS PRODUCTS

Fixtures for Banks and Offices  
Welded Bronze Doors  
Elevator Doors  
Elevator Enclosures  
Check Desks (standing and wall)  
Lamp Standards  
Marquise  
Tablets and Signs  
Name Plates  
Railings (cast and wrought)  
Building Directories  
Bulletin Boards

Stamped and Cast Radiator Grilles  
Grilles and Wickets  
Kick and Push Plates  
Push Bars  
Wrought Iron and Bronze Lighting Fixtures  
Wire Work  
Cast Thresholds  
Extruded Thresholds  
Extruded Casements and Store Front Sash  
Bronze and Iron Store Fronts  
Bronze Double Hung Windows  
Bronze Casement Windows

**THE MICHAELS ART BRONZE CO., Inc., Covington, Kentucky**

Manufacturers since 1870 of many products in Bronze,  
Aluminum and other metals

## THE RECORD REPORTS

(Continued from page 14)

"Inasmuch as 60 per cent or more of all veterans seeking living accommodations for their families would prefer to rent rather than buy homes, the shortage of new rental units merits the preferred attention of the construction industry and of government officials concerned with housing. Since every aspect of building is closely controlled by the government, it is unlikely that any solution to the shortage can be worked out without governmental action. The failure to build a greater number of rental units is due partly to the scarcity of essential materials, but mainly to the fact that OPA rent control policies discourage investments in rental projects."  
— J. ERNEST FENDER, *President, Structural Clay Products Institute.*

### About Wyatt

"Wilson Wyatt's ability as a salesman, ruefully attested to by the Home Builders, demands a broader field than the prosaic problems of housing. He should go to Europe as the super-salesman of Democracy.

"Building houses is an intricate problem involving assembly of tens of thousands of parts and all sorts of tiresome study of prices and controls. It offers no scope for eloquence and imagination.

"We owe the world a great debt. We must explain to all peoples just what Democracy, which we once had, truly means. A good investment in Democracy abroad might pay sufficient return so that one day we could get it at home.

"Jack Blandford is, according to last reports, selling Democracy in China. The Chinese have apparently not been fully sold as yet, but these things take time. We have to be patient. In any event, we have done our duty in covering the Far East.


"In Europe, however, we have a fine salesman's territory wide open. Think of what Wilson Wyatt could do with cigarettes in one hand and food in the other. He would have a wonderful approach to the customers. They would certainly listen.

"Of course, the real super sale would have to be made in Russia. . . . If Wilson Wyatt could make the sale in Russia, think how all of the problems of the world would be smoothed out! The boys in the State Department could be sent home. We would start in enthusiastically trading tractors for caviar. The PAC would fold up because of lack of foreign support. We could really get back to our own business and our own affairs. What an opportunity!" HERBERT U. NELSON, *Executive Vice President, National Association of Real Estate Boards.*

(Continued on page 18)

**DESIGNS THAT LAST DESERVE  
THE PERMANENCE OF STEEL**

**BUILD WITH  
STRAN  
STEEL**



A framework of Stran-Steel sets any building apart from others of comparable design. For it imparts an inner value . . . permanence, fire-safety, freedom from warp, sag, rot and termites . . . that safeguards the building investment and enhances the builder's reputation.

Stran-Steel offers unlimited flexibility in design . . . permits the use of the widest variety of collateral materials. Pre-cut to required lengths, the framing members are quickly assembled by welding or by self-threading screws. Other building materials are simply nailed to the frame by means of the nailing groove, a patented feature of Stran-Steel studs and joists.

Match good design with good materials. Build with Stran-Steel, the fabricated structural steel for better homes, apartment buildings and light commercial and industrial structures. For further details, see Sweet's File, Architectural, Sweet's File for Builders, or the January issue of Building Supply News.

### **GREAT LAKES STEEL CORPORATION**


Stran-Steel Division • Penobscot Building • Detroit 26, Michigan  
UNIT OF NATIONAL STEEL CORPORATION



Stran-Steel framing is a building product of Great Lakes Steel Corporation

# ACRES OF DIAMONDS

## FROM THE CELLAR TO THE ROOF



**GRIP WITHOUT A SLIP!**

**EASY TO CLEAN!**

**EASY TO MATCH!**

Wherever you go in both small and large plants you'll find AW Super-Diamond Floor Plates protecting men against costly slipping accidents and giving years of trouble-free service. The exclusive AW Super-Diamond Pattern keeps workers sure-footed under all conditions, even when it's wet or coated with grease or oil. That is why AW Super-Diamond Floor Plate is extensively used for cellar doors, manhole and trench covers, boiler room floors, stairways, loading platforms and similar surfaces. Even the heaviest traffic will not damage it and it is oil, heat and fireproof. Protect your floors from the punishing wear of heavy traffic by putting down AW Super-Diamond Floor Plates now. They can be cut and installed overnight with minimum scrap because the continuous pattern is easy to match.

**FREE** A copy of our new 16-page booklet L-33. Write for yours today. Alan Wood Steel Company, Conshohocken, Penna.

# AW SUPER-DIAMOND

## FLOOR PLATES THAT GRIP

A Product of **ALAN WOOD STEEL COMPANY**  
Other Products: Billets • Plates • Sheets • Carbon & Alloy



## THE RECORD REPORTS

(Continued from page 16)

### PRODUCERS' COUNCIL HOLDS MEETING

Not too encouraging an outlook for the construction industry in 1947 was predicted by the various speakers at the annual meeting of the Producers' Council in New York in September. Labor difficulties, materials shortages and high construction costs came up again and again as problems that must be met if construction is to proceed at estimated and required levels.

Over-all production during July and August and the first part of September, CPA Administrator John D. Small reported, was at high levels and climbing, but substantial further increases "can only come from recruiting additional workers into industry and from increased productivity of present industrial workers." With employment at the record peacetime high of 58 million, the reserve pool of workers has been drained almost to a practical minimum, Mr. Small said, and since women are unlikely to return to industry in large numbers without the patriotic incentive of war, "it looks as though we are not far from touching ceiling on employment." Nor is the manpower shortage confined to the production line, he warned: carpenters, plumbers, plasterers and bricklayers are not easy to find these days. "While I believe it is going to be easier to build a house in 1947 than it was this year," he concluded, "we have many tough problems ahead. The chief trouble spots will be cast iron soil pipe, bath tubs, millwork, hardwood flooring, softwood plywood, pressure pipe, steel and pig iron."

Progress in getting the construction industry reconverted and at work for the civilian economy has been extremely disappointing, Dr. Vergil D. Reed, associate director of research of the J. Walter Thompson Co., commented. "It may take three or four more years before it reaches anything like peacetime capacity," he predicted. "This involves the recruiting, training and organizing of manpower, acquiring plants and equipment and securing dependable sources of materials. In the meantime, the construction industry will need not only better business statesmanship and a common approach to its problems but far better and more constructive public relations to meet and remove the causes for the bitter criticisms which are bound to increase under present conditions. . . . The construction industry can definitely look forward to another year of many troubles and irritations, all the more troublesome and irritating because it is in sight of a tantalizingly rich market—if too many customers aren't

(Continued on page 138)



# Performance COUNTS



Performance of a drawing pencil counts just as much as the performance of any fine instrument or tool. A pencil needs smoothness, strength and accurate grading. KIMBERLY Drawing Pencils have these "built-in-qualities" and there are 22 fine degrees from 6B to 9H—Tracing degrees 1-2-3-4 and Extra B intense black for artists' layout work. Try them—convince yourself that Kimberlys will perform.

Write to Dept. R for a free trial pencil selecting your favorite degree from the 22 Kimberlys. Mention your dealer's name and address.


(This offer good only within U. S. A.)

*Makers of Fine Pencils since 1889*

**GENERAL PENCIL COMPANY** 67-73 FLEET STREET, JERSEY CITY 6, N. J.

**KIMBERLY**  
*Carbo-weld*  
**DRAWING PENCILS**

*22 Degrees*



**Excellent electrical properties**  
**Thin coating of insulation**  
**More conductors in a given space**  
**Ease of handling**  
**Easy stripping**  
**Light weight**  
**Resistance to ozone, wear, sunlight,  
water, chemicals, and most other  
normally destructive factors**  
**14 colors including NEMA standards**

**Wire insulation  
made with GEON  
has ALL these advantages**



Be sure to specify wire or cable insulated with GEON in order to get *all* these advantages. Or, for information regarding special applications please write Department A-11, B. F. Goodrich Chemical Company, Rose Building, Cleveland 15, Ohio.

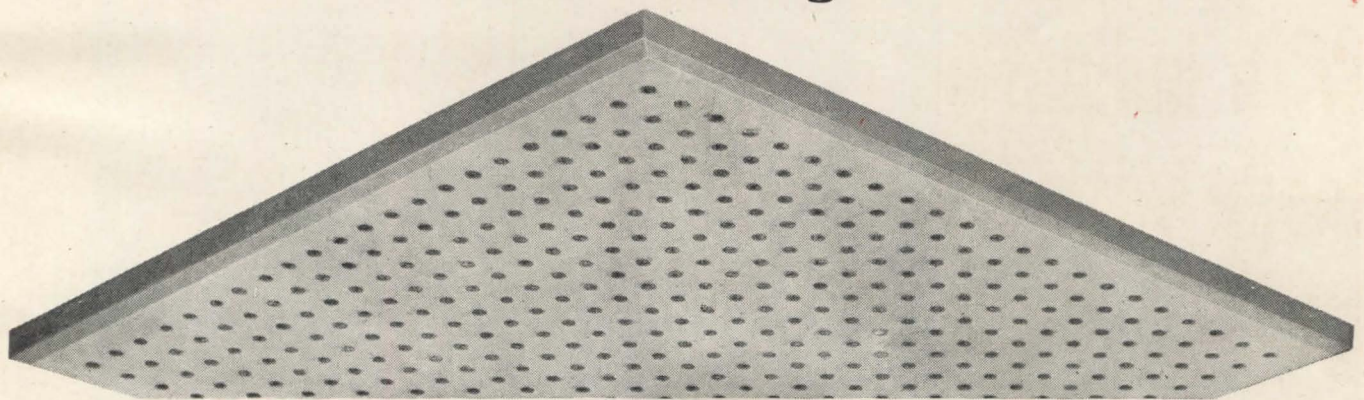
**B. F. Goodrich Chemical Company**

A DIVISION OF  
THE B. F. GOODRICH COMPANY

# If Noise Demons plague your clients



End them with this ceiling



## It's Armstrong's Cushiontone

**N**O CLIENT WANTS his office infested with noise demons. These nerve-rasping pests breed in the din of clattering machines, shrill bells, and loud voices. Noise demons reduce efficiency so much that it pays to eliminate them in old buildings as well as new.

Many architects today are abolishing noise demons effi-

ciently and economically by specifying ceilings of Armstrong's Cushiontone\*.

The 484 deep drilled holes in each 12" square of this fibrous material absorb up to 75% of all noise that strikes the ceiling. Cushiontone is an excellent re-

flector of light and can be repainted without loss of acoustical efficiency.

**WRITE FOR FREE BOOKLET, "How to Exterminate Office Noise Demons,"** or see "Sweet's." Armstrong Cork Co., 2411 Stevens St., Lancaster, Penna.



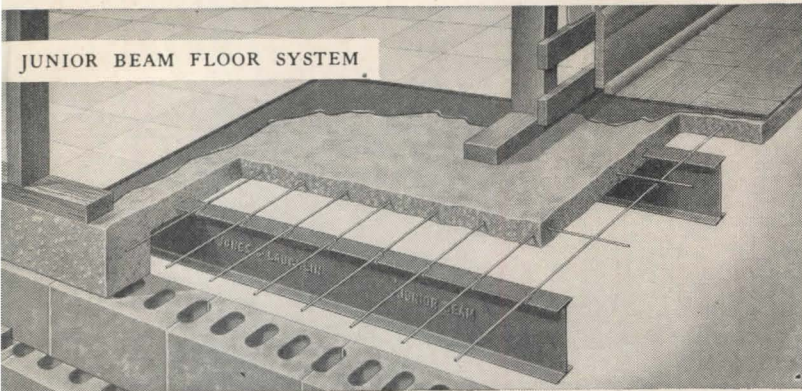
\* Reg. U. S. Pat. Off.



MADE BY THE MAKERS OF ARMSTRONG'S LINOLEUM AND ASPHALT TILE



**BUILDING YOUR NEW HOUSE**  
*with J&L Steel Junior Beams*



## STOUT STEEL FLOORS

Simplicity of placing Junior Beam floors is demonstrated in large illustration. Steel beams though strong are light, can be handled easily by one or two men. Wooden form is built around beams. When concrete is poured it forms solid cap over foundation of house. Small, cut-away drawing shows Junior Beams, reinforcing rods, concrete slab and detail of partition wall that will interest architects and builders. It also shows parquet hardwood floor laid in mastic. Provision can be made just as easily to place nailing strips in concrete to receive conventional floor. Carpets, linoleum, tile, terrazzo, composition block coverings are readily laid on this slab, too.

Junior Beams and Channels, exclusive Jones & Laughlin products, are structural steel sections literally "junior" to the well-known heavy structural members. Rolled on a J&L designed bar mill, they afford strength with minimum weight. Junior Beams have fiber stress of 18,000 pounds per square inch, yet 10" beam weighs only 9 lbs. per foot compared to 25.4 lbs. per foot for same size standard beam.

Ratios of Junior Beam and wood joist carrying capacity, illustrating practicality of using Junior Beams in construction work, are: 1 ton of 8" Junior Beams equals 1,225 board feet of 2"x10" wood joists; 1 ton of 10" Junior Beams equals 1,540 board feet of 2"x10" wood joists.

Ornamental stairs in many houses are fabricated from J&L Junior Channels. They give rigid support to slate, tile, marble, or terrazzo treads, risers and heavy wrought railings. Junior Channels and Jal-Tread checker floor plate provide non-skid, fire-proof basement stairs.

The Recreation room is more attractive in a Junior Beam house. The underside of the concrete slab and the beams, when painted, provide an attractive ceiling. Electrical conduit can be concealed in the slab itself. If desired, metal lath can be clipped to underside of beams and ceiling plastered as in any other room.

The Dewalt Saw cuts steel Junior Beams like lumber to the desired length right on the building job.

"Nine Simple Steps," illustrated folder, shows how easily Junior Beams are installed. "Junior Beam Floors for Residences" and "Engineering Data," give technical information. For copies write Publicity Manager, Jones & Laughlin Steel Corporation, Pittsburgh 30, Pennsylvania.

Six Million People will see the advertisement in Time, Newsweek, New York Times, Wall Street Journal and other papers during October and November, from which this ad was adapted.

## STEEL J&L JUNIOR BEAMS FOR FLOORS AVAILABLE NOW TO HELP YOU BUILD MORE PERMANENT, SALABLE HOUSES

You can order J&L steel Junior Beams now for immediate shipment from the J&L warehouse nearest you. They will enable you to offer your prospects and clients more for their money in a permanent steel and concrete floor—and at no extra cost. J&L Junior Beam steel-and-concrete floors provide a rigid, vibration-free, shrink-proof floor system as an integral part of the house foundation. They form a firestop between the basement and the remainder of the house. Also, they prevent moisture from rising through partition walls.

With Junior Beam floors, settling caused by shrinkage of wooden joists is eliminated. Consequently, plaster walls and ceilings do not have to be patched and repaired. Also there is no necessity to make repeated trips to the new house to repair twisted and stuck doors and windows.

Your prospects will be impressed with the fact that Junior Beam floors give them protection from fire, termites, mice and other vermin. Your reputation as a designer and a builder will be enhanced by the fine, permanent floor system you provide with these exclusive J&L light structural steel members.

# JONES & LAUGHLIN STEEL CORPORATION


PITTSBURGH 30, PENNSYLVANIA



J&L SERVICE WAREHOUSES: CHICAGO · CINCINNATI · DETROIT  
PITTSBURGH · MEMPHIS · NEW ORLEANS · LONG ISLAND CITY, N.Y.\*

\* Operated by Jones & Laughlin Steel Service, Inc.

# SMOTHER ROOM-TO-ROOM NOISE



WITH GOLD BOND  
**HOLLOW  
WALLS!**

**L**OOKING for a low-cost way to build lightweight, sound-insulating partitions? Then you'll want to know about the New Gold Bond Hollow Wall System. With this method of construction a  $4\frac{3}{4}$ " wall reduces room-to-room noise as effectively as an 8" solid brick wall plastered both sides...a space saver for apartments, schools, hospitals, hotels, offices and housing projects.

Strong, fireproof double partitions that are completely independent of each other . . . no ties or bridging. Clear unobstructed space for service piping and ducts. Patented snap-on metal base is part of the complete system—speeds erection, lowers costs. And, because partitions are separate units they may be spaced any distance apart while the cost remains the same. National Gypsum Company, Buffalo 2, N. Y.

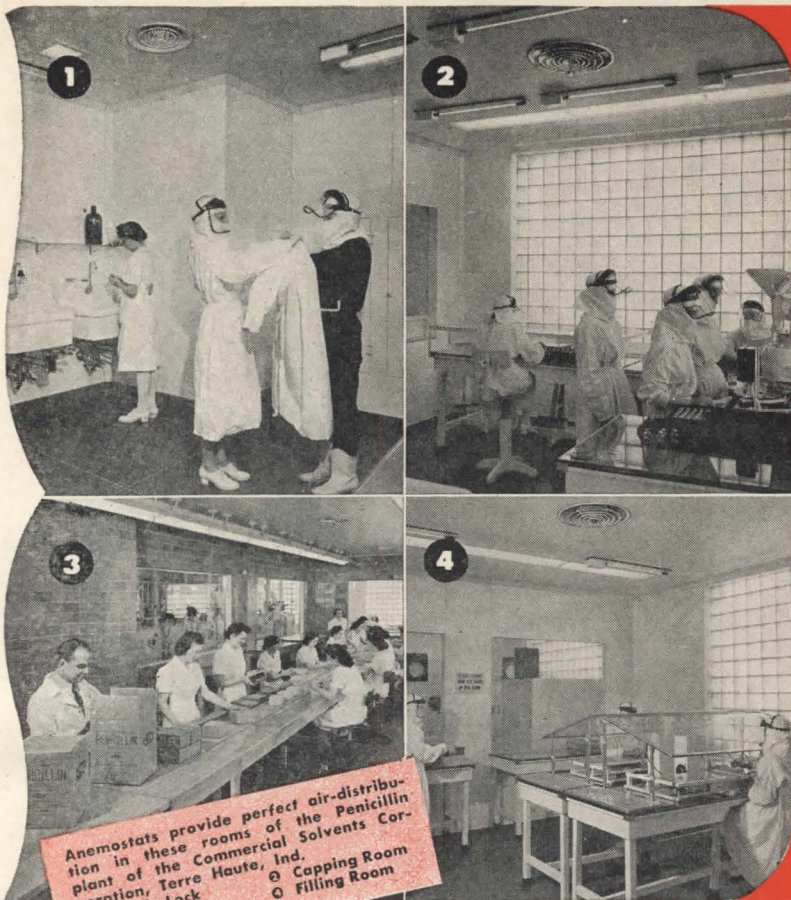


#### NEW BOOK ON REQUEST.

A new illustrated book describing the Gold Bond Hollow Wall System in detail, with scale drawings, is now on the press. A post card will bring you an advance copy without charge.



LATH • PLASTER • METAL PRODUCTS • WALL PAINT • LIME • INSULATION • SOUND CONTROL • WALLBOARD



Anemostats provide perfect air-distribution in these rooms of the Penicillin plant of the Commercial Solvents Corporation, Terre Haute, Ind.

- ⊙ Sterile Lock
- ⊙ Packing Line
- ⊙ Capping Room
- ⊙ Filling Room

# PENICILLIN PRODUCTION

*depends on*

# SUCCESSFUL AIR-DISTRIBUTION

Anemostats meet the strict demand for successful air-distribution at the Penicillin Plant of the Commercial Solvents Corporation.

Total control of conditioned air is a critical factor in the production of Penicillin.

Before conditioned air can be distributed to the rooms of the "sterile area" of this Penicillin plant, it must be filtered, washed, cooled, irradiated with ultra violet. And it must reach these rooms that way!

At the Penicillin plant of the Commercial Solvents Corporation, Anemostat Air-Diffusers serve all the rooms in the "sterile area." They solve specific air-distribution problems . . . from the perfect air-diffusion required in the filtration, vial-filling and final sealing rooms . . . to providing fullest air-comfort for workers obliged to wear an extra head-to-toe outfit of sterile garments.

An executive of the corporation states: "Inasmuch as Anemostats are necessary for efficiently supplying the sterile conditioned air required in the processing and testing of Penicillin, this equipment may be considered to contribute importantly

to the actual production of Penicillin."

Such air-diffusion, controlled to scientific standards, is possible through Anemostats because they are scientifically designed to distribute conditioned air in pre-determined patterns without drafts. Here is how Anemostats provide perfect air-diffusion:

Anemostat Air-Diffusers siphon room air (equal to about 35% of the supply air) into the cones. This room air is then mixed with the supply air *within* the Anemostat — and thereby revitalized — before it is recirculated in a multiplicity of planes in all directions equalizing temperature and humidity throughout the room.

If you have an air-diffusion problem, an Anemostat engineer is ready to help. We'll be glad to arrange a consultation without obligation.

Write today for full details.



All Anemostats are specially designed to solve individual air-conditioning problems. However, the great variety of models that have been developed and standardized, often permits us to assure prompt delivery from stock.

# ANEMOSTAT

REG. U. S. PAT. OFF.

ANEMOSTAT CORPORATION OF AMERICA

10 EAST 39th STREET


NEW YORK 16, N. Y.

REPRESENTATIVES IN PRINCIPAL CITIES

AC-1073

**"NO AIR-CONDITIONING SYSTEM IS BETTER THAN ITS AIR-DISTRIBUTION"**

## REQUIRED READING



Flats at Southgate, England; F. Gibberd, architect. From "Homes for the People"

### GOOD HOUSING

*Homes for the People.* By a Committee of Building Technicians. London E.C. 1 (38 Hatton Garden), Paul Elek Publishers, 1946. 4¾ by 7¼ in. 182 pp. illus. 7s 6d.

Not what kind of housing *will* be built, but what kind of housing *could* be built if full advantage were taken of modern techniques, is the main consideration of the authors of this book. Such an emphasis, in view of the acute housing shortage in Britain at the moment, almost seems to fall within the realm of daydreaming; actually, however, it is an emphasis based on shrewd common sense—the understanding that if the public does not know what the best available really is, and insist upon receiving it, the housing built in these first few postwar years will be little if any better than the prewar housing.

This is a book angled for the layman. It discusses the planning principles such as space requirements, layout of rooms, storage, etc.; delves lightly into structural technicalities; explains the systems of prefabrication; presents a good study of thermal and sound insulation; offers sage advice on finishes and decoration, services and equipment; takes up site planning and costs; and winds up with a chapter on "How to Get Good Housing," and a reading list.

It is that final chapter which is of particular interest. An absolute prerequisite of good housing, the authors declare, is nationalization of land in order to assure good siting and lower rents. But six other requirements also must be satisfied, they add: (1) the education of the public about building; (2) organized public criticism of designs; (3) improved organization in the building industry; (4) more government re-

search on building; (5) the revision of obsolete bylaws; (6) the employment of qualified architects.

But, say the authors, "all these are important, and yet they are all subsidiary. They are ways by which a program of good housing can be implemented *once it has been decided that there must be good housing. Nothing but a strong and determined public demand can do this.* Once such a demand comes into being it will be irresistible and will force the utilization of the necessary technical measures."

In other words, dear public-to-be-housed, it is up to you!

### CLINIC NEEDS

*Better Hospital Care for the Ambulant Patient. Report of the Special Committee on Hospital Clinic Services.* Harrisburg, Penn. (222 N. Third St.), The Hospital Association of Pennsylvania, 1946. 6 by 9 in. x + 184 pp.

Anyone who ever has waited, even for a brief moment or two, in the average out-patient clinic of a city hospital will welcome the emphasis of this report. The committee reporting made a careful survey of the clinics now operated by the voluntary hospitals of Pennsylvania, and an equally careful study of how those clinics could be made more efficient. Their findings probably apply as much to any other state in the country as to Pennsylvania.

While not concerned primarily with the architectural problems involved, the committee has embodied in its report a number of conclusions and recommendations which will prove of value to the hospital architect and the building committee. Of particular interest in that connection are the three charts prepared by the Baruch Committee on Physical Medicine to show the functions and organization of a community rehabilitation center, and the chapter in the text describing the functions of such a center.

### CHURCH PLANNING

*Planning Church Buildings.* E. M. Conover, ed. New York 10 (297 Fourth Ave.), The Interdenominational Bureau of Architecture, 1945. 9½ by 12¼ in. 64 pp. illus. \$2.00.

The purpose of this book, according to the foreword, is "to describe the facilities required for the seven-day-a-week programs of activities to which American Protestant churches generally are committed." This purpose it achieves. Following a few general notes on church design and the steps in church building, it presents a series of studies and plans for churches of various denominations, large and small, in different sections of the country. Styles of architecture are widely diverse; facilities provided range

from only the most essential to the exceptionally elaborate with bowling alleys and game rooms. The plans show good utilization of space and a feeling for the special needs of the groups making up a congregation.

### WHY ARCHITECTURE?

*Opportunities in Architecture.* By William Thorpe. New York 19 (45 W. 45th St.), Vocational Guidance Manuals, Inc., 1946. 6 by 9 in. vi + 92 pp. \$1.25.

No matter what his profession, there are times in every man's life when he is asked to explain to a young career-seeker just what it is he does, what the requirements are, and how or why he likes it. Such questions are apt to be embarrassing; almost certainly they are difficult to answer.

The author of this small manual has summed up the profession of architecture in neat and concise terms. And, as is proper, he has "glamorized" it just enough to pique the interest of the aforementioned career-seeker. He writes informally and interestingly. Architecture, he says for example, "began as soon as prehistoric man came out of his caves and erected his first crude shelters. . . . As soon as he began to put any decorations on his hut, even though it was only the skull of his enemy, he ceased to be just a builder. He was an architect."

All the necessary information about the profession is here: what the work consists of, what the qualifications are, how the fledgling architect gets started, where to study and how much it will cost, what the registration requirements are. A good bibliography is appended, plus a glossary of architectural terms.

### City Planning

### WARSAW

*The Reconstruction of Warsaw; by Edward Strzelecki. Planning the New Warsaw; by Stanislaw Albrecht.* New York (151 E. 67th St.), Poland of Today, July, 1946, pp. 4-7 and 9-10, illus.

The first of these two articles is an unembroidered statement of the chaotic state in which Warsaw found itself at the end of the German occupation: some 84 per cent of the residential areas in the city proper completely destroyed; no water supply; thousands upon thousands of bodies buried in the ruins. However, by the end of 1945, less than a year after the liberation of the city, a little more than half of the prewar water system had been restored and power output had been brought back to 70 per cent of its prewar figure. Furthermore, 8,330,000 cu. ft. of buildings had been restored and another 40,188,000 cu. ft. in danger of collapse torn down.

The second article complements the first with a description of the plan drawn

(Continued on page 28)



# the Commodore



## COMBINES STRENGTH WITH BEAUTY

NEW production techniques have changed many familiar products. Enriched concepts of *strength*, *lightweights* and *durability* have been created through advanced brass engineering.

Life-tests, already carried beyond the equivalent of 30 years kitchen usage, insure the perfect and continuous operation of the *Commodore*, GENERAL'S ultra-modern ledge type swing-spout kitchen faucet. The construction of the *Commodore*, made from brass stampings and precision machined brass fittings calls for workmanship of high order. *Commodore's* permanent silver brazing produces solid unit strength unimpaired by plumber's pipe wrench or extreme water pressures.

The perfection of *Commodore's* jewelry-polished heavy chrome finish, its graceful sweeping lines, and the strength of its lightweight fabrication are revolutionary in plumbing fixtures. Soon, GENERAL'S additional line of beautiful fixtures will provide the trade with merchandise of unparalleled sales appeal.

Write GENERAL about the *Commodore*




WITHSTANDS MANY TIMES  
NORMAL INSTALLING FORCE  
EXERTED BY PLUMBER'S  
PIPE WRENCH.



# GENERAL TIRE & RUBBER COMPANY OF CALIFORNIA

Plumbing Division Sales Office: 608 South Fair Oaks Avenue, Pasadena 2, California, U. S. A.

# W. R. AMES COMPANY




Designers, manufacturers and erectors of steel bookstacks for all types of libraries.



HOOVER LIBRARY ON WAR, REVOLUTION, AND PEACE,  
LELAND STANFORD, JR., UNIVERSITY  
*Arthur Brown, Jr., Architect*

Library administration and services demand functional buildings and equipment. Ames bookstacks are designed to fit the new and specialized requirements of library economy, convenience and efficiency.



Write today for our 1946  
Manual of Bookstack Planning  
and Detail.

A thorough knowledge of these requirements, an understanding of the architectural and engineering problems involved, and complete manufacturing facilities are this company's credentials to library planners and builders.

**W. R. AMES COMPANY**  
FACTORY AND OFFICES  
150 HOOPER STREET  
SAN FRANCISCO 7, CALIF.

## REQUIRED READING

(Continued from page 26)

up for Warsaw's reconstruction. Highlights of the plan are: a green belt separating the industrial area from other sections of the city; grouping of the educational institutions within a university section, segregated by a wide green belt; a community center for the care of small children in every residential unit.

### ST. LOUIS

*Metropolitan St. Louis Blueprints Its Future, St. Louis 1, Mo. (511 Locust St.), St. Louis Chamber of Commerce, 1946. 8½ by 11½ in. 44 pp. illus.*

This report, by the Greater St. Louis Committee on Economic Development, an affiliate of the city's Chamber of Commerce, indicates a construction and improvement program calling for expenditures approaching \$600 million, expected to swell employment in the area to an estimated 784,000, 12 per cent above the war peak in 1943. The city's population, it is predicted, will rise to 1,761,700, an increase of 9.3 per cent over the 1943 figure and 23 per cent over 1940. Reconversion plans for established manufacturing concerns call for expenditures totaling \$99,415,000 and announced new industries will spend \$62,955,200 for plants and equipment. Expenditures in the field of public improvements are expected to total \$192,894,000; in public utilities and transportation, \$107,838,800; in schools, \$27,823,550; in hospitals, \$11,166,940; in housing, \$11,000,000.

### CLEVELAND

*Planning Cleveland in 1945. Cleveland 14, Ohio (519 City Hall), Cleveland City Planning Commission, 1946. 6 by 9 in. 24 pp.*

This annual report of the Cleveland City Planning Commission centers around the development of a general plan for the central portion of the city, a plan completed and submitted for public review in 1945. It contains a proposed pattern of major business and manufacturing areas, home neighborhoods left largely in their present locations but protected and improved, a major thoroughfares plan, recommendations for a long-range program of increasing the number of playfields and playgrounds, a program of public works, etc. In line with this central plan, several important studies were inaugurated last year, one of them being a survey to determine exactly how much land there is left in the city that is suitable for industrial development. Another accomplishment of the year was the tentative blocking out of the extent of blighted areas. And various zoning revisions were passed, one of them prohibiting residential construction in industrial districts, another reducing allowable densities.



# There's no "Inside-Man" on this roofing job!

Not a man, not a scaffold inside! That's why this corrugated asbestos roofing and siding went on faster, at far lower cost.

Here's how it was done: the sheets were laid in place over the purlins and beams. Holes were drilled through at fastener locations. A worker with a NELSON stud welding gun then "shot" NELSON studs to the purlins and beams, through the holes in the sheet, as shown in photo above. He averaged better than 100 stud welds per hour!

A second man installed NELSON zinc nuts (described at right) with soft lead washers. Tightening expanded the washer and made a weathertight seal. Ridge rolls, and side lap joints between purlins, were secured with NELSON lead-headed self-tapping screws. All work was done from the outside.

The result was a better job, done faster, at substantial savings in cost — the kind of results *you* want. A wire, phone or letter will bring you detailed, helpful information — address:

**NELSON SALES CORPORATION**  
2689-A Toledo Ave., LORAIN, OHIO

## NELSON

REPRESENTING: Nelson Stud Welding Corp., Lorain, Ohio  
Nelson Specialty Welding Equipment Corp., San Leandro, Calif.



### Nelson Stud Welder

Operates from any suitable d.c. welding generator; weighs 5 lbs. —portable as an electric drill! Entirely automatic — operator merely loads chuck, pulls trigger. Handles  $\frac{1}{8}$ " to  $\frac{3}{4}$ " studs up to 8" long.



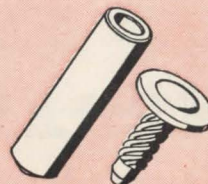
### Nelson Studs

Flux-filled for all-position automatic welding. Available in all types — plain, threaded, male, female, etc. Widely used in construction to secure roofing, side, pipe and conduit hangars, insulation, etc.



### Nelson Zinc Nuts

For corrugated asbestos; female threaded, die cast with slotted hex head. 3 lengths to fit single, double or triple sheet thickness. Furnished with soft lead expanding washer.




### For Sheet Metal

Corrugated sheet metal roofing and siding goes on faster the NELSON way—female studs are welded to frames or purlins, sheets laid over, drive screws hammered in. All work done from OUTSIDE.



FROM COLLEGE ...



TO CANDY STORE

# Specify for Better Air Conditioning

Your client may be cheering you or "cussing you out" long after your job is finished—depending on the kind of air conditioning you specify.

G-E Better Air Conditioning, installed to G-E standards does a *complete* job—it cools\*, dehumidifies\*, circulates, filters and ventilates. And it takes *all five* functions to insure satisfactory air conditioning.

It's always safer to depend on G.E. For


heating, too, G-E gas or oil equipment cuts operating costs, gives greater comfort. There's a G-E heating plant for every type of home or small commercial installation—for steam, hot water, vapor, or conditioned warm air.

You'll find specifications in Sweet's. Or for full information, call your G-E distributor. *General Electric Company, Air Conditioning Dept., Section 64411, Bloomfield, N. J.*

*\*In winter, Better Air Conditioning includes controlled heating and humidification.*


**GENERAL  ELECTRIC**  
**Complete Air Conditioning**






*Aluminum shows up to advantage in hidden places, too. Take ducts, for example. Aluminum ducts are easy to fabricate and light in weight.*

*When you consider aluminum for decorative purposes, remember, it is made in every form and shape.*



*As a maintenance saver, aluminum takes top honors. Roofs, copings, skylights and cornices of Alcoa Aluminum will never rust, rot, or warp.*

*Inside or outside, it's all the same with aluminum. Outside, these windows are weather-resistant. Inside, they improve appearance.*



## TAKE YOUR CHOICE OF 212 WAYS TO USE

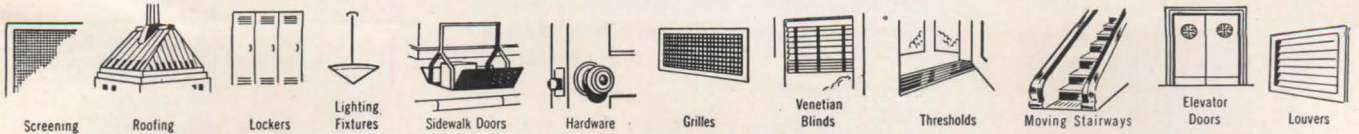
# Alcoa Aluminum

The whole conception of aluminum as a building material has changed. Its use is no longer limited to a few selected applications. Its economy and advantages have extended its use to more than 212 places in building construction. Some of these are familiar—some not so familiar.

If you have not checked the uses of Alcoa

Aluminum recently, write today for a copy of the booklet "Aluminum Applications by Industries". You will find this booklet a helpful reference when working on your plans for future buildings. ALUMINUM COMPANY OF AMERICA, 2167 Gulf Building, Pittsburgh 19, Pennsylvania. Sales offices in principal cities.

THE MOST VERSATILE OF ALL BUILDING MATERIALS




# ALCOA FIRST IN ALUMINUM

REG. T. M.



IN EVERY COMMERCIAL FORM



## Financial Institutions rely on Johns-Manville for noise-quieting

WHEN MR. C. J. DEVINE, president of C. J. Devine & Co., Inc., decided to have his Wall Street trading office modernized, he called in experts to recommend the latest, most advanced equipment that science could provide.

As a part of this modernization program, Johns-Manville Acoustical Ceilings

were installed for effective noise-quieting.

Mr. Devine says: "In a trading room, the hubbub of many conversations adds to the stress and tension that are a part of this business. Our acoustical ceiling has made a big improvement in working conditions. In addition, it harmonizes beautifully with the modern interior."

# YOUR NOISE PROBLEMS, TOO, can be solved better by the Johns-Manville method

“Johns-Manville materials installed by Johns-Manville”— that’s the J-M service that gives you all-inclusive, undivided responsibility for your acoustical job, large or small.

To assure you the most efficient noise-quieting, Johns-Manville does more than recommend *which* of its many acoustical materials should be used to meet your particular problems.

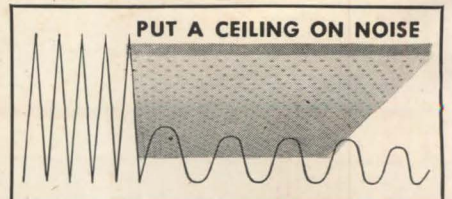
Using its own trained construction crews, Johns-Manville follows through by *properly installing* those materials to give you maximum effectiveness.

That’s what we mean by *undivided responsibility*. You can rely on Johns-Manville for the *complete* job. Pioneer in the field of sound

control, Johns-Manville has had 35 years’ experience in providing acoustical treatment for radio studios, auditoriums, restaurants, schools, offices, hospitals, churches, stores, and factory areas.

Write for our brochure, “Sound Control.” Johns-Manville, Dept. AR-11, Box 290, New York 16, N. Y.

Because of the unprecedented demand for J-M Building Materials, there may be times when we cannot make immediate delivery. We urge you to anticipate your requirements as far in advance as possible.



Johns-Manville

*Pioneers in*

Sound Control



LET'S LOOK INTO THIS -



**Look Into These Facts:**

- **Initial Cost Economy:** A hand-fired coal furnace is the least expensive of all central heating plants. And, with no trouble at all, it can be converted to automatic.
- **Automatic Heating:** The cost of a quiet, odorless stoker-fired coal furnace is no greater than any other kind of heating plant over a period of time. Fuel economy is the saving. Today's bin-fed, ash-removing stokers offer the ultimate in cleanliness, comfort and convenience.
- **Clean, Smokeless Fuel.** Today's coal is sized, cleaned and dustproofed at the mine.
- **Inexhaustible supply.** There is a 3,000-year coal reserve. Other fuels may be depleted soon. Coal is here to stay.
- **Conversion Possibilities.** A conversion burner can be installed in a coal furnace at no great cost. The reverse is not possible. Be safe . . . design for coal. "Fuel satisfaction" can give your client "owner satisfaction."

*... a Basement -  
Built for "BETTER LIVING"  
Built for COAL...  
... "BETTER HEATING"*



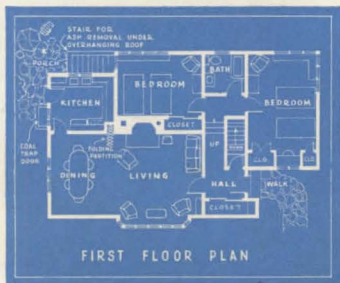
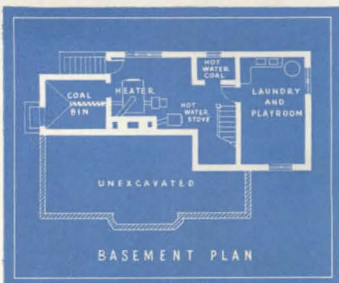
Millions of home-seeking young couples are coming to you for help. They'll say, "We want a home we can be proud of . . . we want a comfortable little home . . . but we don't have a lot of money to spend."

You CAN help them. The basement YOU design will go a long way toward solving their home problem.

Let's look into this basement. In this design, you can offer a fully automatic heating plant. Automatic coal heating is as good as money can buy. Initial cost is no greater than any other plant. And, operating cost is LOWER than all other types. Extra basement space can give your client a combination laundry and playroom—added sales appeal and owner satisfaction.

As an alternative, you can save your client even more money and still achieve satisfactory heating if you specify a modern, thermostat controlled hand-fired furnace. This type of plant can be converted to automatic at any time. ONLY a coal heating plant can be converted to all other types of heating.

When they look to you for help, give them a low cost home with high market value, sales appeal and owner satisfaction . . . a home with a basement built for better living, better heating . . . built for coal.



**Norfolk and Western**  
**RAILWAY**

CARRIER OF FUEL SATISFACTION

## AN UNUSUAL WATERPROOFING PROBLEM:

# Holding Back a 4<sup>ft.</sup> High Tide IN AN ELEVATOR PIT!

**The PROBLEM:** To control water seepage in the elevator pit of the Barnum Garage, Bridgeport, Conn. Located directly over an old river bed, the pit daily filled with water up to four feet when the tide came in. Continual seepage caused

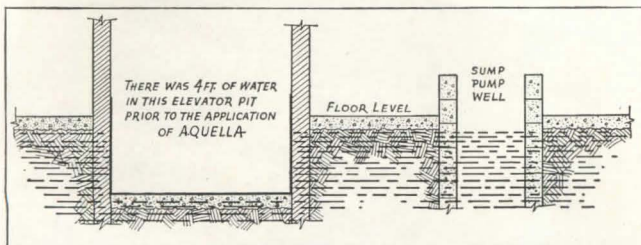



Diagram illustrating the problem.

cables and mechanism to rust; breakdowns were frequent. After so-called "waterproofing paints" were proven ineffective, a three-foot-in-diameter sump pump well was installed with an oversized pump, having a two-inch main. The pump worked constantly; literally it was pumping a river. But even this did not work, because of mechanical and electrical failures.

**The SOLUTION:** The application of AQUELLA



The elevator pit after it was treated with Aquella in January, 1945. According to L. Levitt, garage operator, it hasn't leaked since it was Aquellized 20 months ago.

**The RESULT:** As Mr. L. Levitt, operator of the garage, describes it: "Since January 1945, when the elevator pit was Aquellized, we have had the sump pump disconnected—even though the water in the sump pump well rises up to the cellar floor level. This proves that the floor and walls of the pit are surrounded by water held back by Aquella."

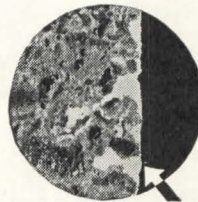
**The REASON** for Aquella's effectiveness in holding back a 4-ft. high tide in this elevator pit centers around the entirely new principle on which it works...a principle that distinguishes it in *three ways* from the so-called "waterproofing paints."

First, the ingredients of which Aquella is composed are so *finely ground* that they penetrate the masonry *intensely* to fill and close the most microscopic pores. Second, Aquella



The sump pump well is no longer used. Pump was disconnected months ago. Water still rises to the floor level as can be seen in the above photograph—proving that the floor and walls of the pit are still surrounded by water held back by Aquella.

is scrubbed into the face



Photographic enlargement of a small, sawed-away section of a concrete masonry unit showing the way Aquella penetrates to fill and close the pores of the surface.

of the masonry—not just "brushed on" to coat the outside surface. Third, Aquella has an exclusive chemical property which causes it to expand and set up a harder, firmer bond when water contacts it.


As it cures, Aquella leaves a beautiful white finish that does not powder, peel, flake or rub off, and can be painted over with any color.

**Specify AQUELLA** for the treating of all porous masonry surfaces, such as brick, concrete, light weight masonry units, stucco or cement plaster.



**PRIMA PRODUCTS, INC.**

Dept. E, 10 East 40th Street, New York 16, N. Y.




**FREE** Write today for your copies of "Aquella and Concrete Masonry Construction," and the "Key to Aquella Specification Types."

# AQUELLA



# What makes **CASTELL** LOCKTITE

## unique among refill drawing pencils?



**AN** exclusive self-locking clutch which takes a bull dog grip on the lead and prevents it slipping no matter how hard you bear down . . . this is just one of the features that make **CASTELL LOCKTITE** outstanding among refill drawing pencils.

Fast-operating—merely press the button and release the lead—**CASTELL LOCKTITE** is light, balanced and sturdy. It is made of quality plastic with gold-plated metal parts and nickel-plated clutch. All makes of graded drawing leads may be used in this holder. **CASTELL LOCKTITE** now

available in degrees B to 9H. For best performance we recommend **WINNER Techno-TONE** Refill Leads No. 1930.

Particularly recommended for Architects, Artists, Engineers, Draftsmen, Designers, Photo Retouchers and other professional pencil users who appreciate ease of operation.

Go to your Stationer, Art Supply House, Drawing Material Dealer or Blue Printer and ask for **CASTELL LOCKTITE NO. 9400**. If he is temporarily out of stock we counsel patience until factory production equals the demand.

Press button (1) which projects clutch and releases lead (2). Adjust lead to desired length, then remove thumb from button causing clutch to retract (3) and grip lead. Every pencil marked to show the degree of lead it holds.



*"CASTELL" Locktite*  
—the refill pencil with the **Bulldog Grip**



*Lending Beauty and Dignity*



TO  
**HOUSES OF WORSHIP**

## ...ARCHITECTURAL METALS

In the tradition of Michelangelo and Bernini, architects long have contributed to the beauty and dignity of worship.

As you design today's houses of religious devotion, let architectural metals aid *you* in carrying on this noble work.

Modern applications of this traditional art are to be found in the fine architectural metal work of such outstanding items as the Baldachin in St. Patrick's Cathedral, New York City, and the Bishop's Throne in the Cathedral of The Immaculate Conception, St. Cloud, Minn., pictured on this page.



With architectural metals, both ferrous and non-ferrous, you can achieve almost any desired result. You have a wide variety in color, strength, quality and design characteristics to choose from.

As you plan new buildings — whether churches, homes, banks or other commercial structures — or design ornamental details for them, consult the manufacturers and fabricators of architectural metals. They are ready and anxious to be of every possible assistance.

A new Handbook on Stairs and Railings is available to architects without charge through members of the Association. For a Directory of members write Dept. AR-11.

NATIONAL ASSOCIATION OF  
**ORNAMENTAL METAL  
MANUFACTURERS**


209 CEDAR AVE., TAKOMA PARK

WASHINGTON 12, D. C.

*Incomparable*

this highly adaptable  
lightweight plastic shield  
for all tube lighting

*Lumitile*



Lumitile Ceiling  
in Conference Room  
Elgin Watch Company  
Empire State Bldg., N. Y. C.



Lumitile Ceiling  
in Conference Room  
Blue Swan Mills, Inc.  
Empire State Bldg., N. Y. C.

again it's

*Caldwell*  
A great name  
in *Lighting*

Lumitile assures complete protection for all tube lighting and provides unmatched diffusion of light. Molded of the lightest of all plastics, it is free from cumbersome weight.

Resistant to water, acids, alkalis and alcohol and will not warp. Furnished in multiples of 6" x 6". With Lumitile, area lighting now becomes feasible and architecturally practical. Let us give you complete details and technical data.

**EDWD. F. CALDWELL & CO., INC.**

101 PARK AVENUE • NEW YORK 17, N. Y.



## When a Couple of Inches Mean a Lot...

**Y**OU need doors and plywood. Our ability to meet your needs largely hangs on a couple of inches in the width of the doors and plywood you specify.

The production of stock sizes means multiplied production—more doors and plywood for more customers. On the other hand, odd-size doors and plywood mean manpower wasted—production slowed—orders unfilled.

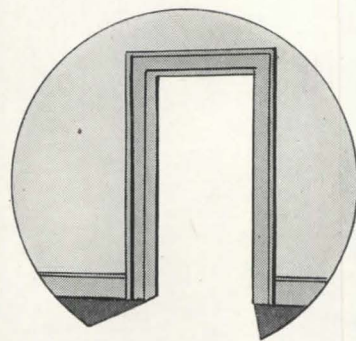
So plan for stock sizes only and we'll plan to meet your needs.

### Roddiscraft WAREHOUSES:

CAMBRIDGE 39, MASS. .... 229 Vassar Street  
 CHICAGO 8, ILL. .... 1440 W. Cermak Road  
 CINCINNATI 2, OHIO .... 457 E. Sixth Street  
 DALLAS, TEXAS. .... 2615 Latimer Street  
 DETROIT, MICH. .... 11855 E. Jefferson Ave.  
 KANSAS CITY 8, MO. .... 2729 Southwest Blvd.

LOUISVILLE 10, KENTUCKY... 1201-5 S. 15th Street  
 LONG ISLAND CITY, N. Y. Review & Greenpoint Ave.  
 MARSHFIELD ..... WISCONSIN  
 MILWAUKEE 8, WIS. .... 4601 W. State Street  
 NEW YORK CITY 18, N. Y. .... 515 W. 36th Street  
 SAN ANTONIO, TEXAS. .... 727 N. Cherry Street

DEALERS IN ALL PRINCIPAL CITIES



Plan for Roddiscraft  
 doors and plywood  
 in stock sizes—

# Roddiscraft

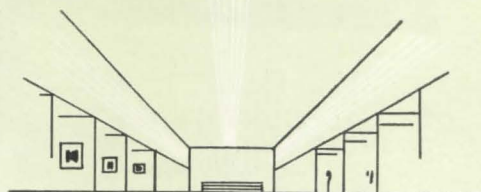
*Roddis Lumber & Veneer Co.*

MARSHFIELD, WISCONSIN

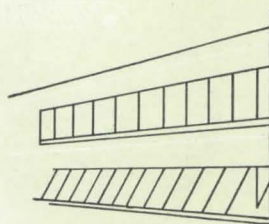
Roddiscraft warehouses, located at strategic points throughout the country, have been set up to save you time and serve you better—by making stock size doors and plywood available when and where you want them. Roddiscraft warehouse service is based on production and stocking of doors and plywood in stock sizes. Only by limiting ourselves to stock sizes can we give you the additional value of "on hand" service at convenient locations.

For UNINTERRUPTED lines of light!  
**NEW G-E SLIMLINE**

Longer lengths and thinner diameters make Slimline ideal for shallow architectural elements. Compact, continuous lines of light overhead or along walls, take one-half the number of lamps, sockets and fixtures. Low and high voltage operation gives brightness control for exposed or louvered installations.



Shelf cross-section—note how  $\frac{3}{4}$ " or 1" Slimline will fit it.



Easy to conceal in small spaces, G-E Slimline Fluorescent Lamps are functional lighting tools for shelves and display cases. Also for cornices, valances, case tops, signs, coves, panels and for decorative edge lighting, these lamps are both practical and ornamental.

**G-E Slimline** satisfies the growing demand of modern architectural lighting layouts that call for maximum uninterrupted length. Add to this the new thin diameters which permit minimum dimensions for greater compactness. Slimline is a new, instant starting fluorescent lamp of highest operating efficiency for securing maximum light from relatively small space. And it offers almost endless variety, in creating patterns for coves, walls, panels or wherever you want *uninterrupted lines of light!*

\*OVERALL LENGTH

THE CONSTANT

AIM OF G-E LAMP RESEARCH IS TO MAKE G-E LAMPS

**Stay Brighter Longer!**

For information on all newer G-E Lamps, call the nearest G-E Lamp office.

ATLANTA 3, GA., 187 Spring St., N.W., WALnut 9767  
 BOSTON 10, MASS., 50 High St., HANcock 1680  
 BUFFALO 2, N.Y., 901 Genesee Bldg., CLEveland 3400  
 CHICAGO 80, Ill., 842 S. Canal St., HARRison 5430  
 CLEVELAND 14, O., 1320 Williamson Bldg., CH 1010  
 DALLAS 2, TEXAS, 1801 N. Lamar St., Central 7711  
 DENVER 2, COLO., 1863 Wazee St., MAIn 6141  
 DETROIT 26, MICH., 1400 Book Tower, CHerry 6910  
 KANSAS CITY 8, MO., 2100 Wyandotte St., VI 7671

LOS ANGELES 13, CALIF., 601 W. 5th St., Mich. 8851  
 MINNEAPOLIS 13, MINN., 500 Stinson Blvd., GRan. 7286  
 NEW YORK 22, N.Y., 570 Lexington Ave., Wlcker. 2-6300  
 OAKLAND 7, CALIF., 1614 Campbell St., Hlghgate 7340  
 PHILADELPHIA 2, PA., 1405 Locust St., KINgsley 3336  
 PITTSBURGH 22, PA., 535 Smithfield St., GRant 3272  
 PORTLAND 9, ORE., 1238 N.W. Glison St., BEacon 2101  
 ST. LOUIS 1, MO., 710 No. Twelfth Blvd., CHestnut 8920  
 General Offices: NELA PARK, CLEVELAND 12, OHIO



**G-E LAMPS**


GENERAL  ELECTRIC

# How to Create Custom-Built Panel Effects...

with

**WELDWOOD  
PLYWOOD**

*This living room is finished in Oak Weldwood. Note how the recessed-joint paneling treatment lends extra character to the walls.*



You may be surprised at the number of distinctive and original wall-panel and joint effects which can be constructed from Weldwood Plywood.

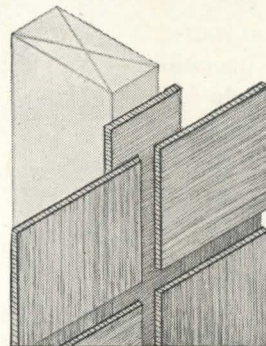
Here indeed is a material that enables you to cater to your clients' individual tastes and special requirements.

Prices, too, are within modest budgets because none of these handsome decorative effects requires prefabrication. All can be created by carpenters right on the job.

You'll find a fund of valuable construction ideas and detailed drawings, in addition to those shown here, in the new Weldwood Application Booklet.

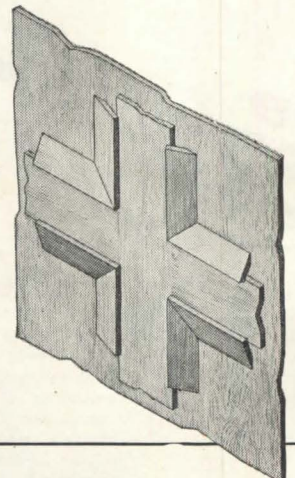
This booklet also contains suggestions for finishing, furring, installing corners, erecting walls and ceiling panels, together with numerous photographs of modern Weldwood interiors. Send for your free copy of this booklet today.

*At the present time, Weldwood Plywood is available only in limited quantities. But we expect this condition will improve soon.*



← Showing detail of recessed-joint construction.

Detail of Stile and Rail panel effect. (These suggestions are but two of many shown in the Weldwood Application Booklet.)



**PLASTICS and WOOD WELDED for GOOD**


*Waterproof Weldwood for exterior use is bonded with phenol formaldehyde synthetic resin. Other types of water-resistant Weldwood for interior applications are manufactured with extended urea resins and other approved bonding agents.*

*Distributing units in Baltimore, Boston, Brooklyn, Chicago, Cincinnati, Cleveland, Detroit, High Point, Los Angeles, Newark, New York, Oakland, Philadelphia, Pittsburgh, Rochester, San Francisco, Seattle, Houston. Also U. S.-Mengel Plywoods, Inc. distributing units in Atlanta, Jacksonville, Louisville, New Orleans, Houston, St. Louis. In Canada: United States Plywood of Canada, Limited, Toronto. Send inquiries to nearest point.*

## Weldwood Plywood

*Weldwood Plywood and Mengel Flush Doors are products of*  
**UNITED STATES PLYWOOD CORPORATION**      **THE MENDEL COMPANY, INCORPORATED**  
 New York 18, N. Y.      Louisville 1, Ky.

*Safety in Walking - An Important Feature  
In a Shoe Store of Distinction*



**NORTON**  
*Non-Slip*

**ALUNDUM FLOORS**

Safety in walking is an important feature in any building where it is desirable to have a wear-resistant surface that is permanently non-slip even when wet. Non-slip flooring is a "natural" for a shoe store. The shoe store illustrated above has been designed to have ALUNDUM aggregate mixed with marble to

make the terrazzo flooring in the entry way, on the main floor and on the stairs and mezzanine safe from slipping hazards. Combine beauty with safety and add years of wear-resistant service by using Norton non-slip ALUNDUM floor products: aggregate, stair tile, ceramic mosaic tile. For free color samples write to:

**NORTON COMPANY**

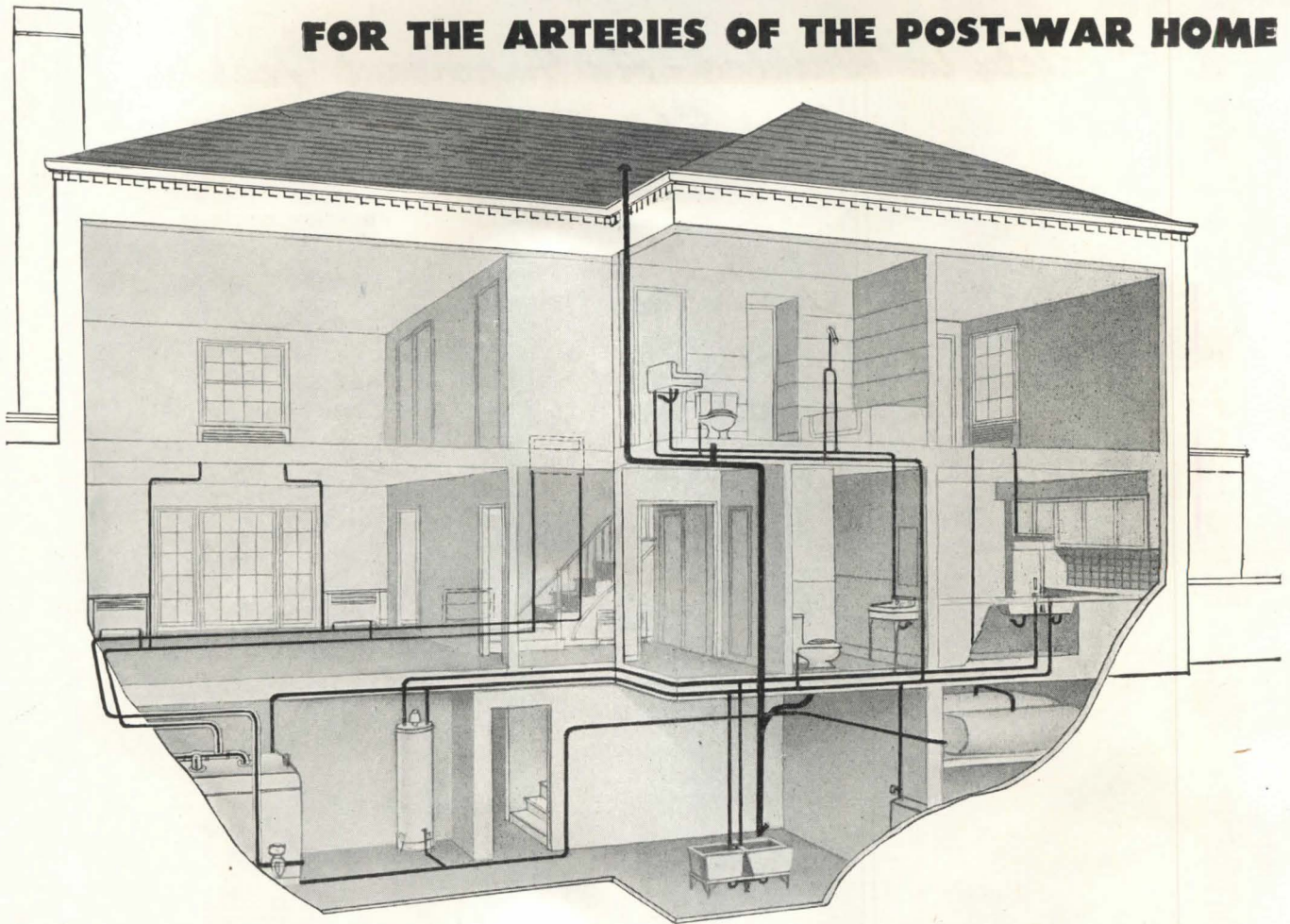
**WORCESTER 6, MASS.**

ALUNDUM — Registered trade-mark for Norton Company's aluminum oxide abrasive.

**NORTON** *non slip*  
**ALUNDUM FLOORS**

See our catalog in Sweet's.

## SPECIFY STREAMLINE COPPER PIPE FOR THE ARTERIES OF THE POST-WAR HOME



When specifying or installing a plumbing or heating piping system, the following leading questions concerning the arteries of the building should be of paramount importance. You should be able to answer them with a positive "yes".

**Will the piping system continue to give peak service year after year for the life of the building?**

**Will the modern fixtures in the bathroom, kitchen and laundry be adequately supplied with a full flow of water?**

**Will the radiators maintain their maximum efficiency in heating every room in the house?**

**Will it be free from leaks, particularly in concealed places behind the walls and between floors and ceilings?**

**Will it be forever free from internal clogging due to rust?**

**Will it actually add to the resale value of the property?**

If the answer to any of these questions is **NO**—then you are not installing the piping system

that will give you the utmost for the money expended, but if you wish to answer all these questions with a positive **YES**—then your choice will be genuine **STREAMLINE** Copper Pipe and **STREAMLINE** Fittings and you will specify and accept nothing else.

A **STREAMLINE** piping system offers the greatest possible resistance to rust and leaking water. It provides a lifetime, trouble-free, plumbing or heating system that, with the possible exception of extremely abnormal water conditions, will outlast the building in which it is installed. Plan on specifying and installing **STREAMLINE** Copper Pipe and Fittings for your postwar construction—or for replacement.

**STREAMLINE**  
PIPE AND FITTINGS DIVISION  
**MUELLER BRASS CO.**  
PORT HURON, MICHIGAN



METAL PAINTED WITH  
**RED LEAD**  
GETS PLUS  
PROTECTION



# **Red Lead** **halts Rust-Producing** **ELECTRO-CHEMICAL ACTION**

No other protective paint for metal has ever known such wide acceptance by industry, through the years, as Red Lead. And recent scientific research has disclosed that Red Lead's outstanding performance results from basic characteristics of the pigment itself.

Not the least important of these is the ability of Red Lead to halt electro-chemical action—the fundamental cause of rusting.

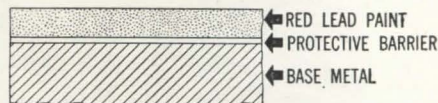
In this action weak currents are generated, due to physical and chemical differences in the metal and to other factors. These lead to corrosion of the iron.

*These factors are always present, but their effects are eliminated by Red Lead.*

**Here's what happens:** Red Lead, because of its singular composition, possesses properties which enable it to form a compact, tightly adherent, protective film, located at the interface of the metal and the paint coating. See cross section diagram above.

This film—so thin that it is not apparent to the human eye—is in very intimate contact with the metal, and its formation halts electro-chemical action—and the corrosion of the metal.

Once formed, it is essential that the continuity of the film be maintained—if the shield is to be effective. When Red Lead pigmented paint is used, any small breaks in the protective shield, due to abrasive action or otherwise, are readily healed. The metal remains in a rust-inhibited condition as long as Red Lead coats the surface.



**The invisible safeguard against corrosion**  
*This diagram shows the interfacial film, located at the metal and paint-film interface. The formation and the maintenance of this shield by Red Lead halts electro-chemical action . . . safeguards the metal against rust.*

#### **Specify RED LEAD for All Metal Protective Paints**

The value of Red Lead as a rust preventive is most fully realized in a paint where it is the only pigment used. However, its rust-resistant properties are so pronounced that it also improves any multiple pigment paint. No matter what price you pay, you'll get a better paint for surface protection of metal, if it contains Red Lead.

**Write for New Booklet "Red Lead in Corrosion Resisting Paints"** is an up-to-date, authoritative guide for those responsible for specifying and formulating paint for structural iron and steel. It describes in detail the scientific reasons why Red Lead gives superior protection. It also includes typical specification formulas. If you haven't received your copy, address nearest branch listed below.

\* \* \*

*The benefit of our extensive experience with metal protective paints for both underwater and atmospheric use is available through our technical staff.*

**NATIONAL LEAD COMPANY:** New York 6; Buffalo 3; Chicago 80; Cincinnati 3; Cleveland 13; St. Louis 1; San Francisco 10; Boston 6, (National Lead Co. of Mass.); Philadelphia 7, (John T. Lewis & Bros. Co.); Pittsburgh 30, (National Lead Co. of Pa.); Charleston 25, W. Va. (Evans Lead Division).



**Dutch Boy**  
Reg. U. S. Pat. Off.  
**Red Lead**

# Is your Tile-TeX reference file Complete?



In Sweet's Architectural File, you will find a comprehensive presentation of specification and product data on Tile-TeX products. There are four other Tile-TeX pamphlets which supplement this information and are of specific interest to architects.

These booklets, copies of which are yours for the asking, are as follows:

- "Tile-TeX Products for Today's Hospitals"
- "Tile-TeX Asphalt Tile in Schools"
- "Layers' Handbook for Tile-TeX Floors"
- "Maintenance Data"


These folders have been prepared with great

care—so that they will provide you with accurate information *when* you need it. Your constructive criticisms and suggestions in regard to this literature will be appreciated.



## THE TILE-TEX COMPANY, Inc.

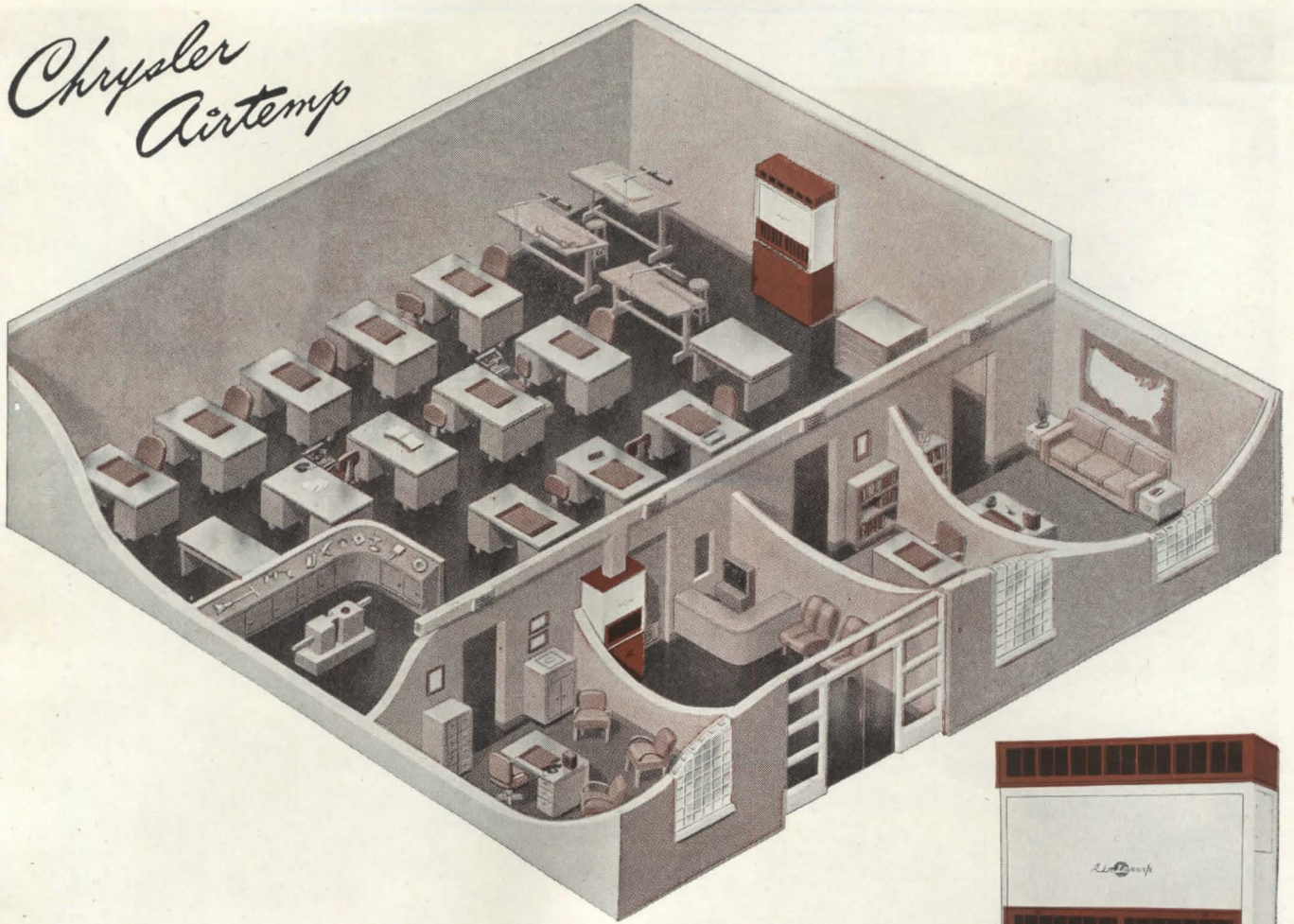
Asphalt Tile Mfr. Subsidiary of The Flintkote Company  
Chicago Heights, Illinois • 220 E. 42nd Street, New York City



**LOOK TO Tile-TeX IN '46  
FOR THE BEST IN FLOORING**



*Chrysler  
Airtemp*



## Design for Greater Human Efficiency


The value of air conditioning in increasing efficiency, lowering absenteeism and improving employee relations has been proven over and over again. Today, air conditioning is considered essential for offices and shops, as well as stores of all kinds.

Air conditioning has been simplified by Chrysler Airtemp with its famous "Packaged" Air Conditioners. They fit well into any plan, as illustrated in the above isometric of a practical office arrangement. "Packages" can be installed singly or in multiple,

occupy a minimum of floor space, are easily moved and are noted for long, dependable life at low operating cost.

Behind these Chrysler Airtemp "Packaged" Air Conditioners is Chrysler Corporation with its reputation for outstanding engineering and quantity production skill.

Architects are invited to write for detailed mechanical information. Airtemp Division of Chrysler Corporation, Dayton 1, Ohio. In Canada—Therm-O-Rite, Ltd., Toronto, Ontario.



### "PACKAGED" AIR CONDITIONER

The ideal form of air conditioning for practically any purpose. A heating coil can be installed right in the "package" for year-around air conditioning. The existing steam or hot water supply can be used, or a new Chrysler Airtemp boiler can be added.

# CHRYSLER AIRTEMP

HEATING • COOLING • REFRIGERATION

DEPENDABILITY IN CIRCUIT PROTECTION CANNOT BE "LEFT TO CHANCE"

# Federal

NOARK

## MULTI-BREAKERS

*out-dates the old-type fuse box!*




When the electrical layout calls for simple, compact control of light and power . . . call for Federal Multi-Breakers. On every class of project — residential, commercial or industrial — you'll find the Federal Multi-Breaker thoroughly dependable . . . convenient . . . attractive in appearance. There are types available for indoor and outdoor applications in a wide range of ampere capacities.

Write for a copy of the "Federalog". Address Dept. AR


**FEDERAL ELECTRIC PRODUCTS COMPANY INC.**

EXECUTIVE OFFICES: 50 PARIS STREET, NEWARK, N. J. • PLANTS: HARTFORD, CONN., NEWARK, N. J.  
Manufacturers of MOTOR CONTROL • SAFETY SWITCHES • CIRCUIT BREAKERS • SERVICE EQUIPMENT • PANEL BOARDS


# STEEL DECK



MAHON STEEL DECK FLOOR FORMS



WELDED STEEL SUMP RECESSES



## for ROOFS, CEILINGS CONCRETE FLOOR FORMS and SIDEWALLS

The ever increasing volume of Steel Deck production in this country month after month, and the many uses this versatile product has been put to in modern construction, is indicative of its popularity with alert designers and builders throughout the United States. Mahon Steel Deck, due to its basic design with narrow, vertical leg stiffening ribs, lends itself to a greater range of uses in building construction. Mahon engineers will gladly familiarize you with the versatility of Mahon Steel Deck in order that you may take full advantage of its utility, economy, firesafety and permanence in current projects.

Address STEEL DECK DIVISION

**T H E R . C . M A H O N C O M P A N Y**

Home Office and Plant, Detroit 11, Mich. • Western Sales Division, Chicago 4, Illinois

*Representatives in all Principal Cities*

Manufacturers of Steel Deck for Roofs, Sidewalls, Ceilings, Floors, Partitions and Doors.

Also, Roof Sumps and Recesses, Rolling Steel Doors, Grilles, and Underwriters'

Labeled Rolling Steel Doors and Fire Shutters.


The Illustrations on this page are Mahon Steel Deck Installations in the new Plant of the Falls Spring and Wire Co., Detroit, Mich. C. W. Brandt, Architect. Krieghoff Company, General Contractor.

# MAHON



# Developed

## FOR SMALL HOMES!



✓ **COMPACT**

✓ **CONVENIENT**

✓ **CONVERTIBLE**

Compactly built to fit small space and convenient to operate, the 100 Series National HEAT EXTRACTOR can be converted—after installation—to automatic firing with oil or gas.

Discriminating builders and buyers of small homes can enjoy all the big-home advantages of Hot Water or Steam heat, with the 100 Series National HEAT EXTRACTOR. This compact, dependable boiler was especially developed for the smaller home, where space is always at a premium. Its water-insulated base provides an extra measure of safety in kitchen, utility room or rumpus room installations, and a copper coil may be added to furnish an adequate supply of domestic hot water—both summer and winter.

*Send for our booklet "Plan To Be Comfortable."  
There's no obligation, of course.*




### The NATIONAL RADIATOR Company


JOHNSTOWN, PENNSYLVANIA

*The*  
**WURLITZER ORGAN**

*saves valuable space  
 and still provides  
 true church tone*



IN A  
 SMALL  
 CHURCH



IN A LARGE  
 CHURCH

- Space required for a pipe organ
- Space occupied by the WURLITZER electronic organ

**T**HE comparisons pictured above are startling. The moral is simple and obvious. When a Wurlitzer Organ is chosen, both space and funds are saved for other wanted decorations and facilities. Yet, thanks to Wurlitzer's electronic genius, musical beauty is not lost. This superb instrument, employing a tone-producing principle used for centuries in pipe organs, provides a rich, vibrant, family of organ voices such as are traditionally associated with the worship service. Inquiries are invited, addressed to Dept. AR 11.

*Series 20*  
**TWO-MANUAL**



*Organ Division*  
**THE RUDOLPH WURLITZER CO.**  
 North Tonawanda, New York

# When it comes to NEW carpets...



"We've decided that the same Bigelow Austrian Loom Tufted in our lobby will be worth waiting for!"

"It'll be Bigelow Hartford-Saxony for our corridors...for the installation and maintenance savings we want!"



"The service given by these Bigelow carpets has us convinced. It's the same thing for us again!"



"We're going to choose one of those rich, new Bigelow textures... and nothing else!"




## ...it'll pay to wait a bit!

Most men are agreed. Bigelow carpets have the right combination: beauty and long wear. Production is approaching normal again and you'll be taken care of . . . you'll agree that waiting was worthwhile. Right now, ask our Carpet Counsel to help you plan.

**BIGELOW-SANFORD CARPET CO., INC.**  
140 MADISON AVE., NEW YORK 16, N. Y.







## EASY TO MAINTAIN

---

### Stainless steel vault is lastingly attractive

This safe-deposit vault will be as new looking many years from now as it is today. Its attractive appearance is easily maintained for the hard, polished surface of stainless steel is highly resistant to scratches, rust, and corrosion and will not tarnish. Stainless steel is being used increasingly for industrial and architectural purposes because it has so many desirable qualities in addition to its beauty and permanence.

To keep informed of new architectural and other uses of stainless and other alloy steels, ask to receive the monthly publication, *ELECTROMET REVIEW*. If you need information on

the production, properties, or fabrication of these steels, write our Technical Service Department. We do not make steel, but we do produce the ferro-alloys which are used in its manufacture, and our engineers have accumulated a fund of information on the use of stainless steel in many industries.

#### **ELECTRO METALLURGICAL COMPANY**

Unit of Union Carbide and Carbon Corporation



30 East 42nd Street, New York 17, N. Y.

In Canada: Electro Metallurgical Company of Canada, Limited, Welland, Ontario




---

BEAUTIFUL ENDURING STRONG TOUGH

---

# Years Fly By...



## ... But Washable "TONTINE"\* Shade Cloth Stands the Wear!

### HERE'S WHY "TONTINE" SHADE CLOTH OFTEN GIVES UP TO 20 YEARS' SERVICE

◀ **Deep into the fibers** of the fabric, the pyroxylin is driven. This chemical—a liquid form of cotton—is soaked up by the cotton fabric as a sponge soaks up water, then it hardens. Thus the two become, in effect, one material.

◀ **Pyroxylin is washable**—it is impervious to water, rain, grime and dirt. When a shade made with "Tontine" becomes soiled, it can be scrubbed with soap and water, then rehung fresh and clean as ever. Service records show that "Tontine" can be scrubbed—vigorously—20 times or more without damage! And colors resist fading, stay bright for the life of the shade.

◀ **Resists cracking and pinholing.** "Tontine's" pyroxylin impregnation gives it a protective finish that resists cracking and pinholing. And it gives maximum resistance to fraying and ripping. Constant improvement of all these qualities through the years makes today's "Tontine" one of the best values in its field.

Sworn service records prove the ability of "Tontine" Shade Cloth to give years of *extra* wear. In many cases, window shades made from attractive, practical "Tontine" have been in use up to twenty years.

Costs are lowered—replacements are fewer—when you specify "Tontine" window shades. Because it is pyroxylin impregnated, "Tontine" can be easily washed and made to look like new. A "Tontine" dealer can arrange an economical washing and repairing service which will save your clients time and trouble. E. I. du Pont de Nemours & Co. (Inc.), "Tontine" Sales, Newburgh, New York.

\*\*"TONTINE" is Du Pont's registered trade mark for its pyroxylin-impregnated washable window shade cloth.

# DU PONT "TONTINE"

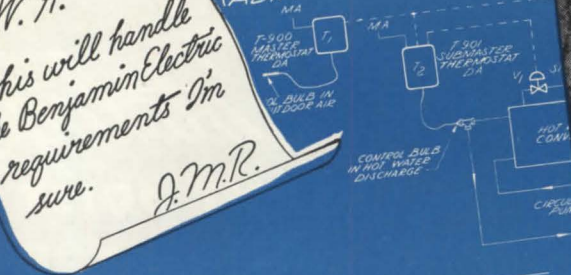
WINDOW SHADE CLOTH  
Looks Better Longer



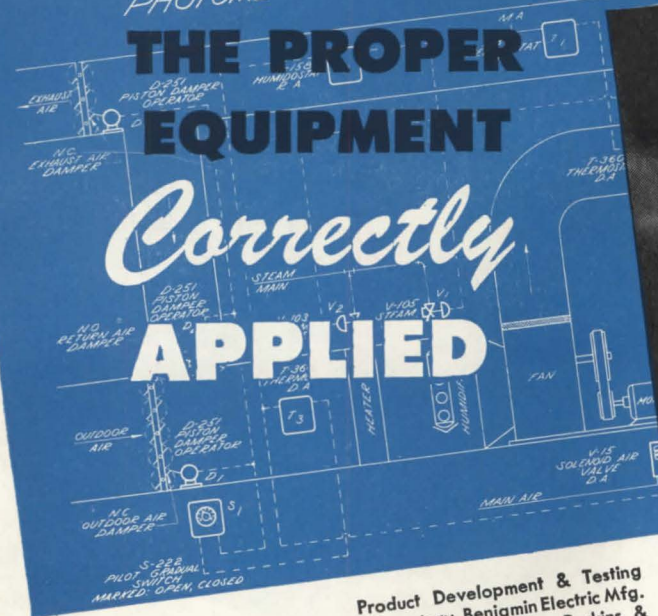
BETTER THINGS FOR BETTER LIVING  
... THROUGH CHEMISTRY

L.W.H.  
 This will handle  
 the Benjamin Electric  
 requirements in  
 sure. J.M.R.

CONTROL DIAGRAM FOR  
 RADIANT HEATING




CONTROL DIAGRAM FOR  
 PHOTOMETRIC LAB SUPPLY



THE PROPER  
 EQUIPMENT  
 Correctly  
 APPLIED

Product Development & Testing  
 Laboratory, Benjamin Electric Mfg.  
 Co., Des Plaines, Ill. Perkins &  
 Will, Architects-Engineers, Chi-  
 cago, Illinois. Photographs by  
 Hedrich-Blessing Studio.



The purpose of Benjamin Electric Manufacturing Company's new \$100,000 Laboratory is "to contribute to the advancement of the science and art of illumination." The building embodies many new and unique advancements in construction, equipment and design. The keynote of the building itself—and of the work which is to be performed there—properly may be said to be "The Proper Equipment . . . CORRECTLY APPLIED." And that, too, is the keynote of Johnson Systems of automatic temperature control.

In this interesting building, Johnson Control for Radiant Heating varies the temperature of the water supplied to the heating surfaces according to the outdoor temperature. This assures a change in the heat

input to the radiant surfaces immediately upon a change in weather conditions. Irritating "thermal lag" is overcome. . . For the Photometric Laboratory, Johnson Control of the central plant air conditioning system is extremely important because of the facts that the area is windowless and devoted to precise instrument work. Provision is made for the automatic regulation of future cooling coils.

The hook-up diagrams for the guidance of engineer, installation mechanic and operator—reproduced above—are typical of Johnson-engineered installations. Ask us to help solve your next temperature control problem. JOHNSON SERVICE COMPANY, Milwaukee 2, Wisconsin. Direct Branch Offices in Principal Cities.

JOHNSON Automatic Temperature and Air Conditioning CONTROL  
 DESIGN • MANUFACTURE • INSTALLATION • SINCE 1885




IN THIS  
*New Catalog*  
**IMPORTANT JOIST  
 INFORMATION YOU  
 SHOULD HAVE**

Get this new Truscon "Clerespan" Joist catalog on your boards immediately...it is filled with the newest and most scientific data on the use and specification of this highly practical construction unit.

There are 20 pages of common-sense information on modern design with the help of Truscon "Clerespan" Joists... 20 pages of diagrams, typical construction photos, load tables, specifications, and other valuable data that will help in designing your jobs.

Truscon "Clerespan" Joists permit building floor areas with clear spans up to 64 feet. They can be used both for floor and roof construction, where they will meet the requirements for many types of buildings.

Write for the new free Truscon "Clerespan" catalog today.




**TRUSCON STEEL COMPANY**  
 Reg. U. S. Pat. Off.  
 YOUNGSTOWN 1, OHIO • Subsidiary of Republic Steel Corporation

Manufacturers of a Complete Line of Steel Windows and Mechanical Operators... Steel Joists... Metal Lath... Steeldeck Roofs... Reinforcing Steel... Industrial and Hangar Steel Doors... Bank Vault Reinforcing... Radio Towers... Bridge Floors.


# ACT I O N

THERMAL  
MAGNETIC

... gives you  
**FASTER  
MORE POSITIVE  
CIRCUIT PROTECTION**



## **THERMAG AUTOMATIC CIRCUIT BREAKER PANELBOARD**



There is no need to worry about short circuits... dangerous overloads... burned out equipment... and other similar costly and irritating service interruptions... with **FA** Thermag Automatic Circuit Breaker Panelboards.

Built from standard units and enclosed in attractive easy-to-install steel cabinets, these modern Underwriters' Laboratory-approved Panelboards are ideal for schools, commercial and industrial installations.

The heart of these modern and efficient panelboards is the **FA** Thermag (Thermal-Magnetic) Circuit Breaker which insures positive circuit protection by combining two important functions in one working unit... a thermal action that ignores harmless overloads and temporary surges of current, plus a magnetic action that instantaneously interrupts current at the first sign of short circuit or dangerous overload.

Easy to operate, requiring only the "flip of the handle" to restore service... when the trouble is eliminated... panelboards with **FA** Thermag Automatic Circuit Breakers are today's answer to tomorrow's service problem. So insist that your next panelboard be an **FA** Thermag Automatic Circuit Breaker type.

**FA** Thermag Circuit Breaker Panelboards are available in standard and narrow column types, also dust-tight and vapor-proof construction panelboards. The type AC Thermag Circuit Breakers are furnished in 15, 20, 25, 35, and 50 amp. capacities for 120 volts AC — single or double pole. Panelboard assemblies have 4 to 42 branch circuits with 115-230 volt, 3-wire, or 120-208 volt, 4-wire solid neutral mains.

For more complete information regarding specifications and costs, write for Bulletin No. 67.

TO RESTORE SERVICE

*"Simply Flip the Handle"*  
TO ON  
POSITION!  
(After Removing Cause of Trouble)



- BUSDUCT
- PANELBOARDS
- SWITCHBOARDS
- QUIKHETER
- SERVICE EQUIPMENT



Design for The Ohio Oil Company by  
Architects Walker & Weeks, Cleveland.

# The *VISUAL FRONT*

## ... designed as a **MERCHANDISING UNIT**

Modern merchandising demands that a service station be a salesman that brings in business.

That's why the Visual Front has come to the fore in service station design. Without sales pressure this front asks, "Does your car need lubrication or other services? A new battery? An oil cartridge? Other items?"

This is not only of interest to service station people—but to architects. Today's station must be designed to sell, sell and sell.

Glass can help you design better stations—clear plate glass... *Thermopane*\*, the time-proved, multiple-pane insulating unit... color-

ful *Vitrolite*\* glass facing for opaque areas... Blue Ridge patterned glasses for partitions that transmit daylight yet provide privacy.

Glass resists weather—keeps its new appearance. It never needs painting—its lustrous beauty is maintained by washing with a brush and squeegee.

Before your next design goes on the boards, write us for further information. The designs shown in our folders may give you a few glass ideas for your next service station plan. Libbey-Owens-Ford Glass Company, 36116 Nicholas Building, Toledo 3, Ohio.

\*Reg. U. S. Pat. Off.



**LIBBEY · OWENS · FORD**  
*a Great Name in* **GLASS**


# No Home's too small to have *Non-Rust* Piping . . .

OWNERS of homes . . . even the smallest . . . need no longer suffer expense and trouble from piping that *rusts*. For Anaconda Copper Tubes assembled with solder-type fittings can be installed at a price usually competitive with *rustable pipe*.

Before the war, Anaconda Copper Tubes had gained wide acceptance for hot and cold water lines, and also for forced circulation hot water heating lines and tank-to-oil-burner connections. Their subsequent record of dependable, economical service makes them the logical material for such service today . . . as well as for garden and lawn sprinkler systems, bottled gas connections and other piping applications.

Anaconda Copper Tubes are made from de-oxidized copper, 99.9+% pure. Sizes up through 1 1/4" are furnished soft in 60-foot coils; also hard or soft in 20-foot straight lengths. Larger sizes are supplied hard or soft in 20-foot straight lengths only. Available from wholesale distributors.

4673



ANACONDA  
from pipe to customer

## Anaconda

**COPPER TUBES**

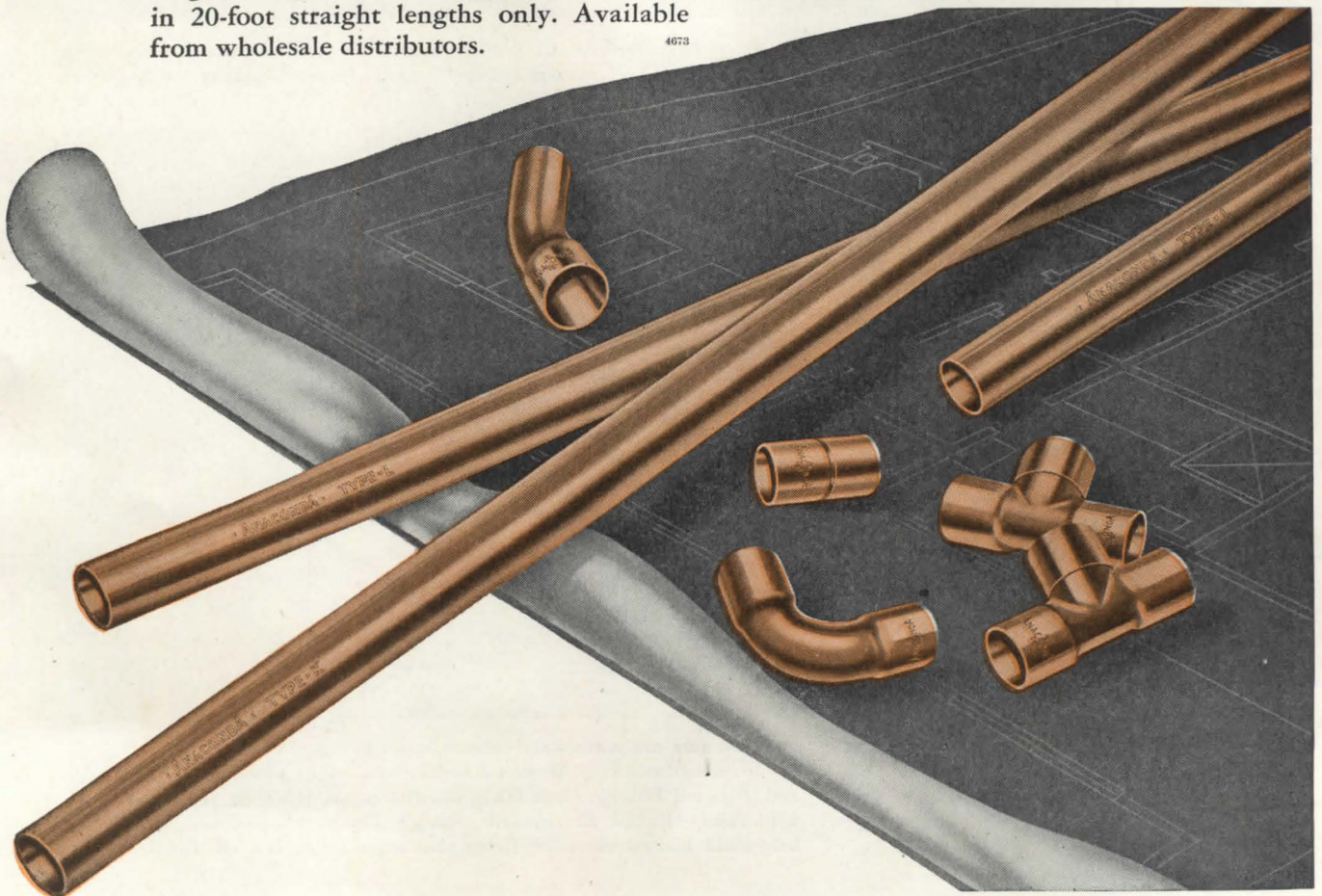
**THE AMERICAN BRASS COMPANY**

General Offices: Waterbury 88, Connecticut

Subsidiary of Anaconda Copper Mining Company

In Canada: ANACONDA AMERICAN BRASS LTD.,

New Toronto, Ont.



# How little more




● Masontown, Pa., site of 110 homes being built under the direction of the George C. Brown Co. of Pittsburgh. Architect,

William C. Young. Contractor, Mellon-Stuart. This is the first in a series of the George C. Brown Company developments.



G-E EQUIPPED HOMES



● New owners are enthusiastic about better living, electrically. Mrs. E. C. Detisch, of 18 Cumberland Ave., Masontown, Pa., is especially proud of her G-E Dishwasher and Disposall. But, like other Masontown homemakers, she has found that *all* her G-E appliances — Range, Refrigerator, Steel Cabinets, Washer, and Water Heater — help make housework easier, living pleasanter, in her new all-electric home.



# for an ALL-ELECTRIC HOME?

**"Only about \$3.00 a month!" — says the  
George C. Brown Company of Pittsburgh... and proves it  
with G-E equipped homes!**

Here's what George C. Brown, president, has to say about his company's postwar homes at Masontown, Pa.

"These homes are the first fulfillment in this region of the ease and convenience which housewives have been promised since before the war.

"Standard equipment in every home includes the *all-electric kitchen* with G-E Range, Refrigerator, Steel Cabinets, Dishwasher, and Disposall,\* as well as a G-E Washer and Water Heater.

"But most important is the fact that these homes with G-E equipment cost the owner only about \$3.00 a month more than the same homes would cost without any equipment.

"So don't tell us it's impossible to include the best electric

appliances in new homes, and still keep the cost down... we're doing it!"

In Pittsburgh, Denver, Kansas City, St. Louis—all across the country, architects and builders are planning new homes, *designed for better living, electrically!*

**From a cost angle:** they know it doesn't cost them a dime extra to include all the dependable G-E Appliances. And that there's only a minor increase in cost to the buyer, usually less than \$3.00 a month on his mortgage payments.

**From a sales angle:** they know that today's homeowner wants, and expects, a completely equipped, up-to-date home; that a home with no *extras* to buy is always a fast seller.

**From a quality angle:** they know that selling complete, all-electric homes will bring them a reputation as *good builders*—and a good reputation is going to be mighty important as competition gets stiffer.

## Most women want G. E.

In planning *your* new homes, keep this in mind too: *recent national surveys showed that 53 per cent of all women prefer G.E. to any other appliances!*


This preference, and the record of G-E appliances for *dependable performance*, are good reasons why so many builders and architects are specifying G-E appliances as standard equipment.

Let us help you plan your 1947 program. For complete information on all-electric homes, with special emphasis on the kitchen and laundry, write to G-E Home Bureau, General Electric Company, Bridgeport 2, Conn.


THE APPLIANCES MOST WOMEN WANT MOST

**GENERAL  ELECTRIC**

\*Trade-Mark Reg. U. S. Pat. Off.



It can cost less to live better in these new homes, financed by the Housing Mortgage Corporation of Pittsburgh. Inclusion of G-E equipment in the mortgage makes only a minor difference in the initial cost. Economical operation and maintenance, and the long life of G-E appliances, more than offset the slight increase in monthly payments.



## DOUGLAS FIR DOORS ARE A "HOUSING ESSENTIAL"

*that's why the supply situation  
is temporarily critical*

TODAY'S greatest need is for veteran housing — and Douglas fir doors must be channeled to meet that need.

This fact — plus the severe shortage of shop lumber from which stock doors are made — has naturally created a critical supply situation for general building uses.

But once present difficulties are overcome, Douglas fir doors will again be available, in ever-increasing numbers. They'll be **better** doors in every way — durable, attractive, made to exacting standards by modern precision methods. Study the features outlined below — features which assure the biggest stock door values in a decade!

**Douglas Fir  
DOORS**

Remember!  
NATURE MAKES  
DOUGLAS FIR  
Durable!

Durable Douglas Fir doors  
are made from all-heart-  
wood, vertical-grain, red,  
old-growth Douglas Fir.

**THE NATIONAL ASSOCIATION OF  
FIR DOOR MANUFACTURERS**

Tacoma 2, Washington

### PRE-FIT


Douglas fir doors will be available pre-fit to exact book size . . . ready to hang without on-the-job sawing and fitting.

### FACTRI-FIT

Douglas fir doors will also be available completely machined — not only pre-fit, but gained for hinges and mortised or bored for locks as well. Doors will be grade-marked, as in the past, for ease in specification and ordering. They'll be better doors in every way.

### PRE-SEALED

Douglas fir doors will be available pre-sealed . . . a feature which improves dimensional stability, reduces moisture absorption, and eliminates the need for one prime coat.




FAIRCHILD AERIAL SURVEYS, INC.

# The right roof for any job — FROM ONE SOURCE


You see an endless variety of built-up roofs in any modern city. But whether they're Smooth Surfaced Asbestos; or Coal Tar Pitch with gravel or slag surfacing; or Asphalt, smooth or gravel-and-slag surfaced—Ruberoid makes them all, and in specifications to meet any condition.

You'll see still other types as more new buildings are erected—roof developments worked out by Ruberoid engineers in order to make valuable roof areas more truly productive—promenade roofs, heavy traffic roofs, gar-

den roofs. Ruberoid has developed sound, tested specifications for each of these new roofs, available from Ruberoid Roofers. There's a Ruberoid Approved Roofing Contractor in your community. His wide experience, facilities and the resources of Ruberoid's complete line of roofing materials are at your service—complete assurance of top quality and workmanship.

The RUBEROID Co., Executive Offices:  
500 Fifth Avenue, New York 18, N. Y.   
Asphalt and Asbestos Building Materials. Thermal Insulations






Showing open-web joist construction details in one of two identical apartment buildings at Shaker Heights, Ohio.

# Twin 5-Story Apartments built with Open-Web Joists

These photographs were taken during construction of twin five-story apartment buildings at Shaker Heights, Ohio. Known respectively as 2515 and 2525 Kemper Road, the two 48-family buildings consist of four- and five-room units. In addition, a 50-car garage is provided in each basement. Approximately 4050 Bethlehem Open-Web Joists were used in the two structures. General Contractor, 2530 North Moreland Company; Architect, Jos. L. Weinberg; Structural Engineers, Frank Eroskey & Associates.

If you are planning to build any kind of light-occupancy structure, you'll find it advantageous to investigate Bethlehem Open-Web Joists. For full information get in touch with the nearest Bethlehem Steel district office, or write to us at Bethlehem, Pa.




General view of roof framing. Approximately 4050 Bethlehem Open-Web Joists are used in these two buildings.

**BETHLEHEM STEEL COMPANY, BETHLEHEM, PA.**

On the Pacific Coast Bethlehem products are sold by  
Bethlehem Pacific Coast Steel Corporation





# Precision



FROM the first design on the drawing board to the manufacture of a machine or the construction of a building, precision tools are essential. Foremost in the design stage is the need for dependable drawing pencils, precision tools in the hands of skilled draftsmen.

VENUS Drawing Pencils are engineered to give you drafting perfection without failure: accurately graded to assure uniformity in all 17 degrees... *strong* in performance... *smooth* and *clean* in action.

**VENUS** DRAWING  
PENCILS

AMERICAN LEAD PENCIL COMPANY, HOBOKEN, NEW JERSEY



# BRASCO MEANS BUSINESS

IT'S EASY TO SEE why the store with the Brasco Front attracts trade — and holds it. Through large, unobstructed areas of clear glass, the inviting, friendly atmosphere within permeates to the outside. It subtly leads the shopper *inside* for closer inspection of the tempting array of wares viewed from the street.

Brasco Construction is handsomely designed in the modern manner, adding unobtrusive beauty to the entire front. But sound engineering, backed by over thirty years of experience, assures beauty that is more than just "skin deep".

Heavy-gauged modern metals, steel-reinforced for strength, provide durable, trouble-proof construction. Exclusive patented glass-retaining sash amply protects show windows. A Brasco Store Front is definitely a *business investment* . . . it speeds turnover, pays generous dividends in increased prestige and trade.

**BRASCO MANUFACTURING CO.**  
**HARVEY • (Chicago Suburb) • ILLINOIS**

*• National Distribution Assures Effective Installation •*



**BUILDING?**

**MODERNIZING?**

**PARTITIONING?**



## Here's a Newer, Better Way to Divide Space

By use of a few standardized parts and fittings, M/P Metlwals meet every wall paneling and partitioning requirement . . . eliminate the need for plaster in new construction . . . and permit fast, clean, simple installation in dividing space. They combine rich beauty, quiet and fire resistance with low initial cost and permanent economy.

### PRE-FABRICATED . . . PRE-DECORATED

Made in lifelike wood grains and soft color finishes . . . providing an all-flush surface from floor to ceiling . . . eliminating the need for filler boards of other materials at ends or above the cornice level . . . M/P Metlwals of Bonderized steel make possible an endless variety of new, modern decorative effects. And you can use these distinctive interiors for executive, factory and general offices, stores, banks, theatres, hotels, hospitals, schools, residences and other buildings of every kind.

### WRITE OR PHONE FOR DEMONSTRATION

The nearest M/P Distributor listed at the right is ready to give you a 10 minute demonstration of the unique features of M/P Metlwals. Write or phone him today. Also, for your A. I. A. file, send for booklet No. 35-H-6, containing Metlwal specifications, drawings and installation photographs. Address: Martin-Parry Corporation, Fisher Bldg., Detroit 2, Michigan. Plants: Toledo, Ohio; York, Pennsylvania.

### CALL YOUR NEAREST M/P DISTRIBUTOR

- ALABAMA  
Birmingham . . . . . Acousti Engineering Co.
- ARKANSAS  
Little Rock . . . . . Acoustics & Specialties
- CALIFORNIA  
Los Angeles . . . . . The Harold E. Shugart Co.  
San Francisco . . . . . F. K. Pinney, Inc.
- COLORADO  
Denver . . . . . Lauren Burt, Inc.
- CONNECTICUT  
Hartford . . . . . The C. A. Bader Co.
- DISTRICT OF COLUMBIA  
Washington . . . . . John H. Hampshire, Inc.
- FLORIDA  
Jacksonville . . . . . Acousti Engineering Co. of Fla.
- GEORGIA  
Atlanta . . . . . Acousti Engineering Co.
- ILLINOIS  
Decatur . . . . . Hugh J. Baker & Co.
- INDIANA  
Evansville }  
Ft. Wayne } . . . . . Hugh J. Baker & Co.  
Indianapolis }  
Wabash }
- KENTUCKY  
Louisville . . . . . E. C. Decker & Co.
- LOUISIANA  
New Orleans . . . . . Acoustics & Specialties
- MARYLAND  
Baltimore . . . . . John H. Hampshire, Inc.
- MASSACHUSETTS  
Boston . . . . . Pitcher & Co., Inc.
- MICHIGAN  
Detroit . . . . . R. E. Leggette Co.  
Grand Rapids . . . . . Leggette-Michaels Co.
- MINNESOTA  
Minneapolis . . . . . Insulation Sales Co.
- MISSOURI  
Kansas City }  
St. Louis } . . . . . Henges Company, Inc.
- NEW JERSEY  
Elizabeth . . . . . Jacobson & Co., Inc.
- NEW MEXICO  
Albuquerque . . . . . The Jay Gear Corp.
- NEW YORK  
Albany }  
Buffalo } . . . . . Collum Acoustical Co.  
Jamestown }  
Rochester }  
Syracuse }
- NEW YORK City . . . . . Jacobson & Co., Inc.
- NORTH CAROLINA  
Charlotte . . . . . Acousti Engineering Co.
- OHIO  
Cincinnati . . . . . E. C. Decker & Co.  
Cleveland . . . . . The Mid-West Acoustical & Supply Co.
- OREGON  
Portland . . . . . Asbestos Supply Co. of Oregon
- PENNSYLVANIA  
Philadelphia . . . . . The W. M. Moyer Co.  
Pittsburgh . . . . . Harry C. Leezer Co.
- TENNESSEE  
Knoxville }  
Nashville } . . . . . Len Herndon Co., Inc.  
Memphis . . . . . Acoustics & Specialties
- TEXAS  
Dallas }  
Houston } . . . . . S. W. Nichols Co.  
El Paso } . . . . . Jay Gear Corp.
- UTAH  
Salt Lake City . . . . . Lauren Burt, Inc.
- VIRGINIA  
Richmond . . . . . John H. Hampshire, Inc.
- WASHINGTON  
Seattle }  
Spokane } . . . . . Asbestos Supply Co.  
Tacoma }
- WEST VIRGINIA  
Huntington . . . . . E. C. Decker & Co.
- WISCONSIN  
Milwaukee . . . . . Edward T. VerHalén, Inc.



# METLWALS

ALL-FLUSH PANELING  
MOVABLE PARTITIONS

66 Years of Service ENGINEERING AND ERECTING SERVICE AND  
WAREHOUSE STOCKS FROM COAST-TO-COAST

WHEN YOUR CLIENT SAYS,  
**"Do Something about  
 Cockroaches!"**



Or half a dozen other things like ...  
 "No mold growths" or "No sparks!"

You can solve the problem with a floor surfacing material—Hubbellite.

Laboratory tests and actual installations in kitchens, hospitals and food processing plants prove that roaches would rather starve than live on Hubbellite.

Hubbellite is a monolithic surfacing applied only  $\frac{3}{8}$ " thick over structurally sound wood or concrete. It is resilient but so resistant to foot traffic or the small wheeled vehicles common in most plants, that it compares more than favorably with hardwood or cement. It is non-denting under ordinary point loads, non-dusting, static-safe and non-sparking.

One of its most unique features is that it retards many molds and bacteria growths. This inhibiting effect has given it great success in locker rooms, shower rooms and around swimming pools. Hubbellite also withstands foods and fats which usually wreck resilient type floor coverings in kitchens. It also withstands the neutral oils and greases in machine shops.

This seems to be claiming a lot for one floor. We have records of laboratory tests and of installations. The best thing is to write, stating your particular interest, or ask for complete literature for your file. You never know when you will have a client who demands any of Hubbellite's features—or all of them.

**HUBBELLITE**

IS SOMETHING TO KNOW ABOUT



H. H. ROBERTSON CO.

2404 Farmers Bank Building  
 Pittsburgh 22, Pennsylvania



Offices in 50 Principal Cities  
 World-Wide Building Service




## Georgia Community Refrigeration Center Makes Remarkable Growth


The City Ice Company of Gainesville started in 1929 with a 20-ton ice plant. Today it provides complete refrigeration services and operates 8 additional plants throughout Georgia, all being developed into Community Refrigeration Centers.



Typical Aisle in Locker Room,  
 which has 1675 Compartments



Labor-Saving Equipment Har-  
 vests Four Ice Cans at Once.



One of 7 Frick Machines hold-  
 ing proper temps. for various  
 services.

The original plant now makes 72 tons of ice daily; rents 1675 lockers; provides food processing and pork curing; operates extensive cold storages; quick-freezes up to 30,000 lb. of poultry per day; ices railroad cars and trucks; and sells refrigerators and appliances. The first Frick machine is still in continuous operation, six more have been added in this plant, and 15 more in the other plants.

What could a similar Community Refrigeration Center do for YOUR area? Get a copy of Frick Bulletin 126; it tells what is being done at other places, and is well illustrated. The nearest Frick Branch Office will supply details, or write





# FITZGIBBONS

## STEEL BOILERS

Sized to the heating need  
*from cottage to cathedral*

Fitzgibbons boilers are A.S.M.E. constructed, Hartford inspected, S.B.I. rated. They are all of enduring steel boiler plate, from the smallest 320 sq. ft. "400 Series" for the cottage proudly owned by the returned G.I., to the big 42,500 sq. ft. "D" Type that assures comfort in the towering office building. Steel, plus design experience, plus precision construction, is the tried and proven Fitzgibbons formula for low cost heat and long-lasting satisfaction.

They are "boiler-makers' boilers", all of them—that is, they are designed and built from base to steam outlet by veteran boiler-makers who use their long experience in applying every sound principle established during Fitzgibbons sixty years of successful boiler building.


Check with your local Fitzgibbons engineer-representative in selecting the boiler you need—or write us direct.

### *Fitzgibbons Boiler Company, Inc.*

General Offices: 101 PARK AVENUE, NEW YORK 17, N. Y.

Manufactured at: OSWEGO, N. Y.

SALES BRANCHES IN PRINCIPAL CITIES



60<sup>TH</sup>  
YEAR

- **400 SERIES**  
the boiler for small homes.
- **OIL-EIGHTY**  
for medium size residences.
- **R-Z-U JUNIOR**  
for apartment buildings and larger residences.
- **D-TYPE**  
for institutional and office buildings, theatres, etc.



REG. U.S. PAT. OFF.

## CHOICE OF TENANTS CHOICE OF OWNERS

### *...Servel stays silent, lasts longer*

**You'll make a hit** with both tenants and owners when you specify Servel Gas Refrigerators for the new apartment houses you design or build. Tenants are enthusiastic about Servel because it never makes a sound, never annoys. As 2,000,000 families know, the Gas Refrigerator offers perfect food protection...plus the most modern refrigeration conveniences.

What's more, apartment house owners profit from Servel's lasting dependability. Year in and year out, this modern refrigeration keeps giving the same efficient service it did when new. Operating and maintenance costs remain low.

These unmatched advantages explain why Servel Gas Refrigerators have been the pop-

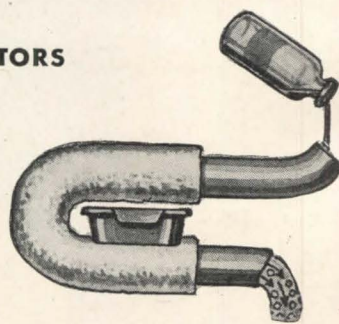
ular choice for years in outstanding multiple dwelling developments. Typical is their pre-war installation in New York's Castle Village and London Terrace, as well as in Washington's modern Alban Towers Apartments. And today, as a result of Servel's top-flight wartime performance, the demand is greater than ever. Thousands of families, who put up with noisy, troublesome refrigerators during the war years, have decided their next refrigerator will be a silent, long-lasting dependable Servel.

Plan now to provide outlets for Servel Gas Refrigerators in your current designs and construction work. For complete information on this famous refrigerator, consult Sweet's Catalog. Or write today to Servel, Inc., Evansville 20, Indiana.

## HERE'S WHY SERVEL IS DIFFERENT

**Servel stands out** with both tenants and owners because it is the *only* refrigerator that offers permanent silence and lasting dependability. These advantages are the result of a basically different method of operation. Here is a simple explanation of the big difference that makes Servel outstanding.

ALL REFRIGERATORS  
COOL BY  
EVAPORATION




**When a continuous stream** of ammonia or other refrigerating liquid and a continuous stream of air are poured through a bent metal tube, evaporation takes place inside the tube. This cools the outside of the tube and causes refrigeration. The evaporated ammonia goes off in vapor gas. Since in a practical refrigerator the supply of refrigerant is limited, it must be recovered and used again.



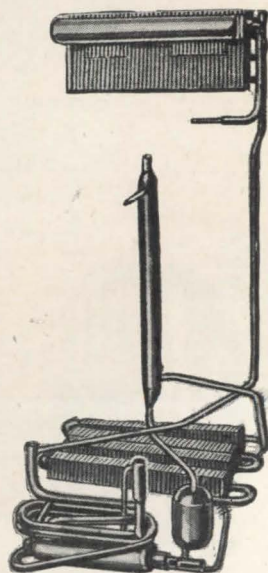
**BUT SERVEL CHANGES VAPOR BACK TO LIQUID WITHOUT MOVING PARTS**

**HERE'S THE DIFFERENCE**

**In an electric refrigerator,** the vapor is compressed back into a liquid by use of machinery. This machinery consists of a motor, valves, pumps and compressors.



**In the Gas Refrigerator,** the vapor is changed back into a liquid by first being passed through water. The water absorbs the ammonia. The mixture is then boiled by means of a tiny gas flame. The ammonia is driven off in the form of hot ammonia vapor. Cooled by passing through pipes, it condenses again into liquid ammonia. Not a single moving part is needed.



"For just a moment . . .

**VICTOR**  
The Best in 16mm  
SOUND MOVIE EQUIPMENT

LET'S  
FACE AWAY  
FROM  
THE SCREEN




. . . and look at the **VICTOR ANIMATOPHONE**"

Just as should be, there's a lot of talk in architectural circles nowadays about the planning of "play rooms" or "recreation rooms" in the home that is to be. And much of this talk concerns size of the room, placement of various appointments and . . . important, too . . . just how and where the movie screen will be located.

But, are architects giving consideration to the type of movie equipment which is to be used? That's *important!*

If you are not acquainted with the VICTOR Animatophone, and the superior advantages it offers, may we suggest that you write us for data? It will prove helpful in your future planning.



**VICTOR ANIMATOGRAPH CORPORATION**

A DIVISION OF CURTISS-WRIGHT CORPORATION

Home Office and Factory: Davenport, Iowa  
New York • Chicago

Distributors Throughout the World

MAKERS OF 16MM EQUIPMENT SINCE 1923

## WHEN CEILINGS DISAPPEAR!

**C**EILINGS are off — or are coming off! The \$10,000 ceiling on new houses has already been blown off. Wage and price controls are rapidly disappearing. Labor and management are being freed to negotiate their own terms. Rent controls remain. Priorities and allocations of building materials are still in force to channel building efforts into house production, and restrictions on non-residential building still hold. But even these restrictions seem destined for the discard in the not-too-distant future, depending somewhat on the speed with which critical materials can be brought into the market now that the fire has been set under prices and stabilization.


Set off by the meat-price torch, price ceilings throughout industry can be expected to go up in smoke; government, it seems, will not longer attempt to blanket the fire of prices and wages. The control from here out will be in the hands of industry and business, and "free enterprise," again free, will have its chance, perhaps its last chance, to prove its ability to control the country's economy and prosperity without a boom-and-bust catastrophe. The ball has been passed back to industry, or should we say that a fumble has been picked up? The responsibility for speeding production and economic order is now definitely being shifted from government to business.

Production of building materials, stifled by a blanket of "profitless-price-ceilings" should spurt ahead under its own steam, under the industry's own price control. Its own price control — but what rise in prices can the market stand? Will inflation be any worse in building than in food? Will current black-market prices be the limit of the immediate upward trend of prices? Is it possible for producers to price themselves out of their market, to bring on a buyers' strike? How long will it be before supply will catch up with demand and prices come down in a competitive market? How much control can and will be exercised by the construction industry's management and labor? Answers to some of these questions regarding probabilities and possibilities have been summarized by economists (see pages 92-95 and 96).

While it may take longer to make readjustments from government control in the building field than in some others, it seems certain that building recovery will be accelerated by the change. The timing of building operations is important and architects will soon be in a better position to advise their clients regarding the earlier starting of actual construction. Clients who had deferred or even abandoned the making of plans may be encouraged to get them back on the boards. We believe that while the immediate effect of the removal of price ceilings will produce higher levels of prices and wages, costs will find more reasonable and stable levels at an earlier date than could have been expected a few weeks ago. We believe that next year should see the building industry given the green light to go full speed ahead to provide the buildings so sorely needed to serve an expanding economy.

*Kenneth K. Stowell*


EDITOR



1



2




3




4

EYES AND EARS IN SCHOOL


# AUDIO-VISUAL DEPARTMENTS




5




8



6



9



7

Movies and radio first wandered into school carrying a good deal of excess wool and blat. Decades of effort by manufacturers, educators, and wealthy foundations have finally begun to regularize the use of these potent aids to learning.

We can now state the problem simply: it is how to make effective educational use of projected sight and sound.

Three years ago, in connection with a school "building types study," the ARCHITECTURAL RECORD found existing information inadequate, and commissioned some special research on the handling of sight and

sound in individual classrooms. The brilliant findings of Philip Will, Jr., published in the February issue, have made school history (list, page 78).

We have now joined forces with the Visual Equipment Manufacturers' Association and the publications Hear and See and Business Screen, to publish the findings of their joint research into the broader question of audio-visual facilities in the school as a whole. The project committee of the Council is composed of Ellsworth C. Dent, chairman; Frank Carlson, Adolph Wertheimer, Robert Engel. The executive secretary is Mr. Otto Coelln, editor of Business Screen.

Continued from issue of February 1946. This study in collaboration with Hear and See

## THE SCOPE OF THE AUDIO-VISUAL SERVICE

**U**NLESS audio-visual materials are made accessible, unless they are convenient to employ and to maintain, and unless they are understood as direct aids to regular teaching, their use in schools will be spotty, inadequate, and a failure. Schools unequipped with outlets and maintenance facilities, and teachers untrained in the nature of the new tools, will at best put on occasional "shows" and will miss the great opportunity. Vital ingredients in an audio-visual program are:

### **Balanced supply of materials**

These consist of 16-mm. sound and silent films, slide films and slides, stereoscopic slides, recordings, charts, maps, models. A library of such material is needed in rural areas on at least a county basis; in towns on a district basis; in larger cities in the individual school.

### **Projectors in individual classrooms**

At least one 16-mm. sound projector should be provided for every 5 or 6 classrooms (or one to every floor) and a higher proportion of slide, slide-film, and opaque equipment should be made available to every science, social science, art, and home economics classroom; re-

orders and playbacks are needed for classes such as those in music, English, and languages.

### **Organized service facilities**

In smaller school systems, the administrative, clerical, and mechanical servicing of the audio-visual program is usually best subjoined to the school library; in larger ones there must be a separate audio-visual center including facilities for storage, inspection, maintenance, and previewing.

### **Adaptations in auditorium and library**

The auditorium must be planned for proper darkening and equipped with projector platform and screen; the library must now store the new kinds of materials in addition to its books.

### **Teacher training**

Not the least important function of the audio-visual center is to be found in the opportunity it offers to train teachers in the use of visual aids. As was remarked in the discussion of the individual classroom (ARCHITECTURAL RECORD, Feb., 1946, p. 68), too many teachers — and also too many school heads — are confused about the part played by visual aids in teaching. The type of material that is now coming into being is adapted not to long "shows" put on for their own value, but to "spot" use. It helps to make a point quicker than the same point could be made in words, far more accurately than a sketch on the blackboard, far more vividly than an illustration in a book. "Effective use of audio-visual materials," says Dr. Edgar Dale of Ohio State University, "will require abler teachers," requiring training.

### **COMMON AUDIO-VISUAL AIDS (Opposite page)**

1. Polaroid stereoscopic projector; 2. Radio (phonograph playbacks are similar); 3. Overhead slide projector; 4. Opaque projector (uses slides also); 5. Slide projector, 2 by 2 in.; 6. Slide-film projector (uses slides also); 7. Sound slide-film projector; 8. Sound motion picture projector (speaker built in); 9. Sound motion picture projector (separate speaker).

Courtesy of Society of Visual Education (1 & 6); R.C.A.; Keystone; Bausch & Lomb; Eastman Kodak; Illustravox; Ampro; De Vry.

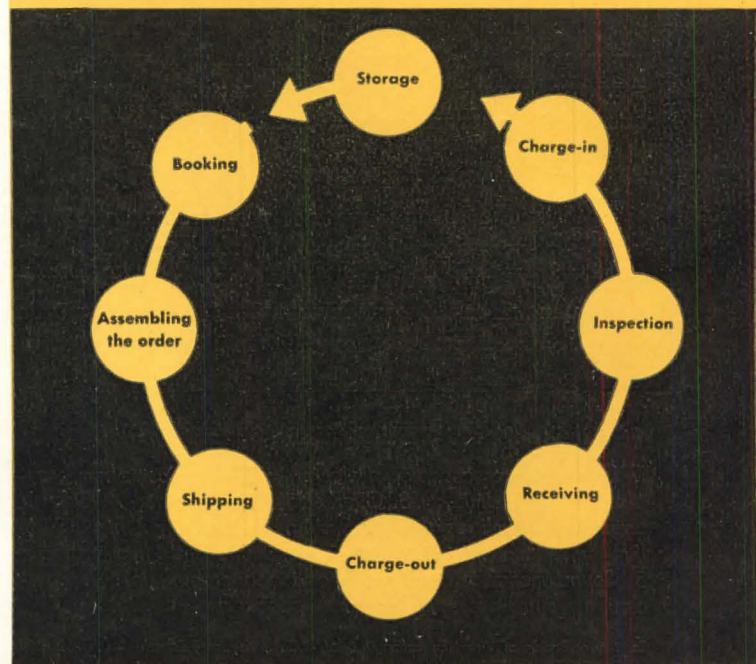
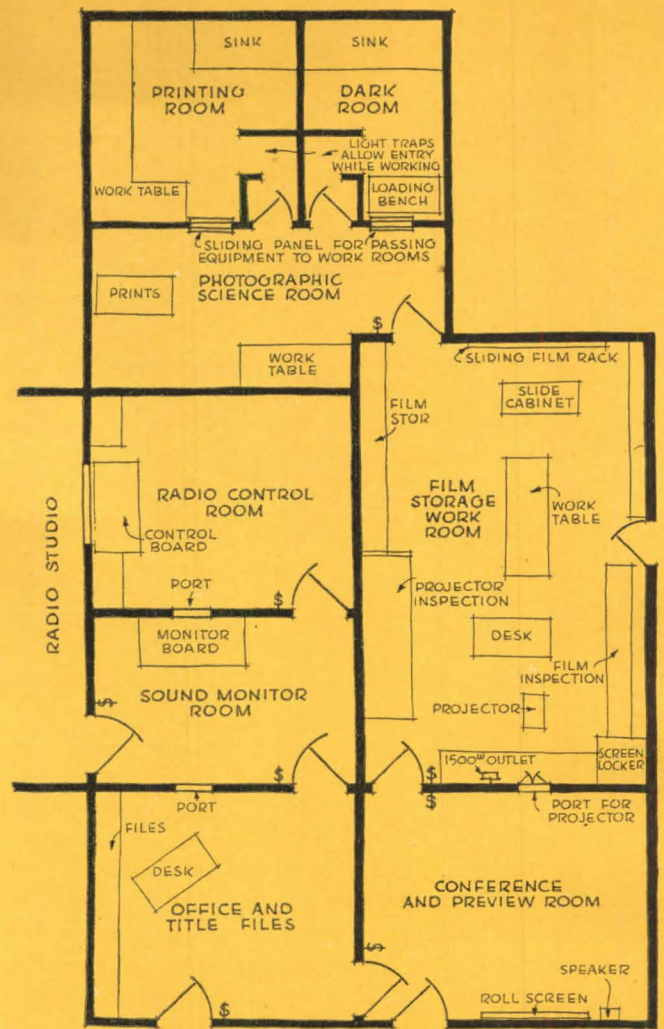
A "communications center" for a  
 large school building or a "service center" for a school system:

## THE AUDIO-VISUAL CENTER

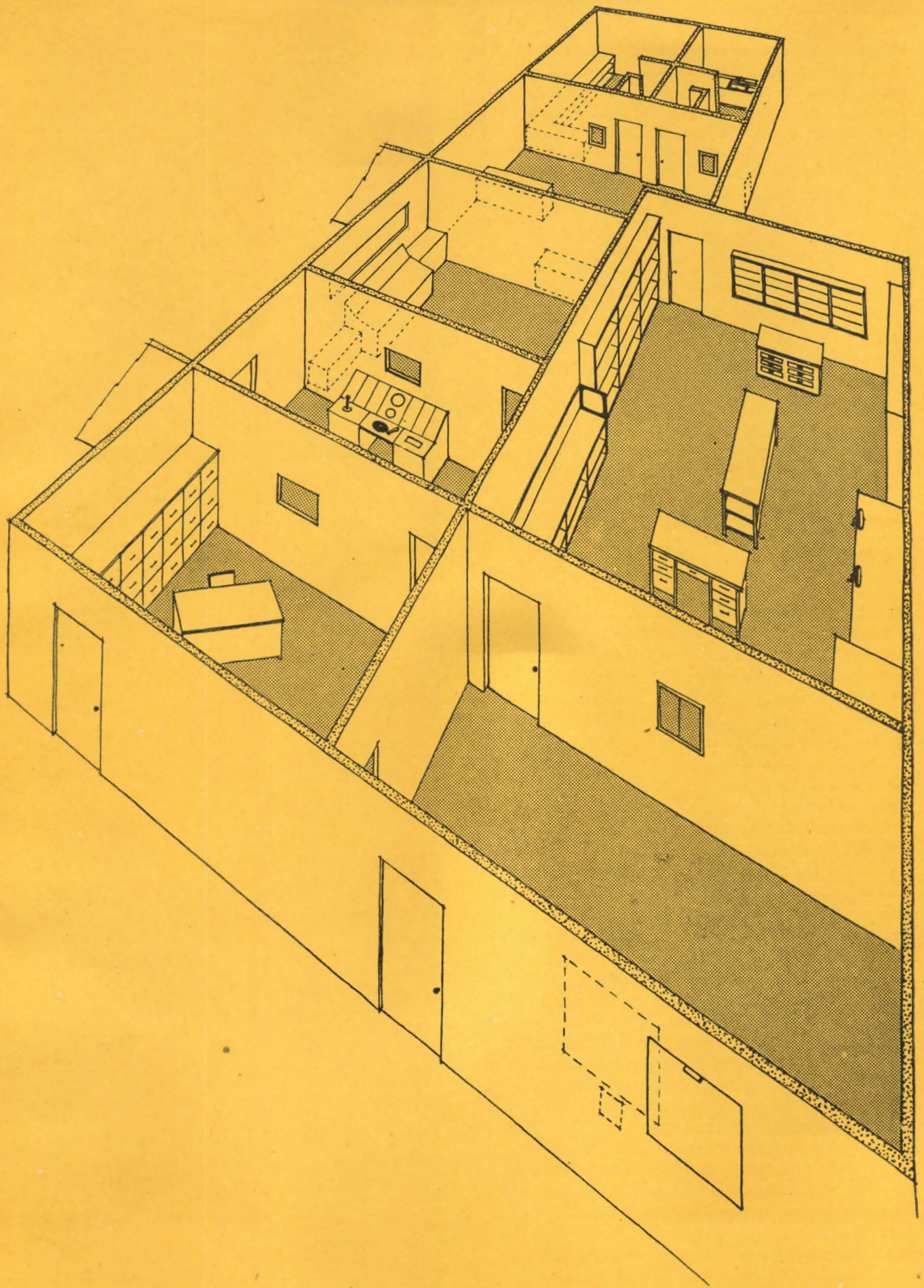
THE unified central department suggested in the accompanying plan and sketch serves the following functions:

1. Storage, handling, and distribution facilities for film, slide, and other audio-visual materials.
2. Storage and care for equipment.
3. Preview facilities where teachers may go over new materials in advance of using them in class.
4. Production of pictures within the school.
5. Distribution of radio or recorded programs to individual classrooms over a public address system.
6. Possible production of recorded or radio programs within the school, including also the possible production of programs for television in the future.
7. Circulation of materials to other institutions, if the Audio-Visual Center serves a town or district (see circular diagram which indicates the sequence of steps that have to be taken in such a circulation department).

The film storage work room will be supplied with specialized racks for film, slide films, glass slides, and records, furnished by manufacturers. Relative humidity in this room should be held even at about 50 per cent, and the preferred temperature is low, 50° F. Freedom from dust is important where film inspection and rewinding take place. Since dust precipitation by air-conditioning apparatus cannot usually be installed, floors and walls are best covered with non-fibrous resilient washable materials such as linoleum.







Projection facilities where the whole school gathers;  
 an opportunity to put on programs created within the  
 school as well as those coming from the outside or  
 made up by selection of choice items in storage

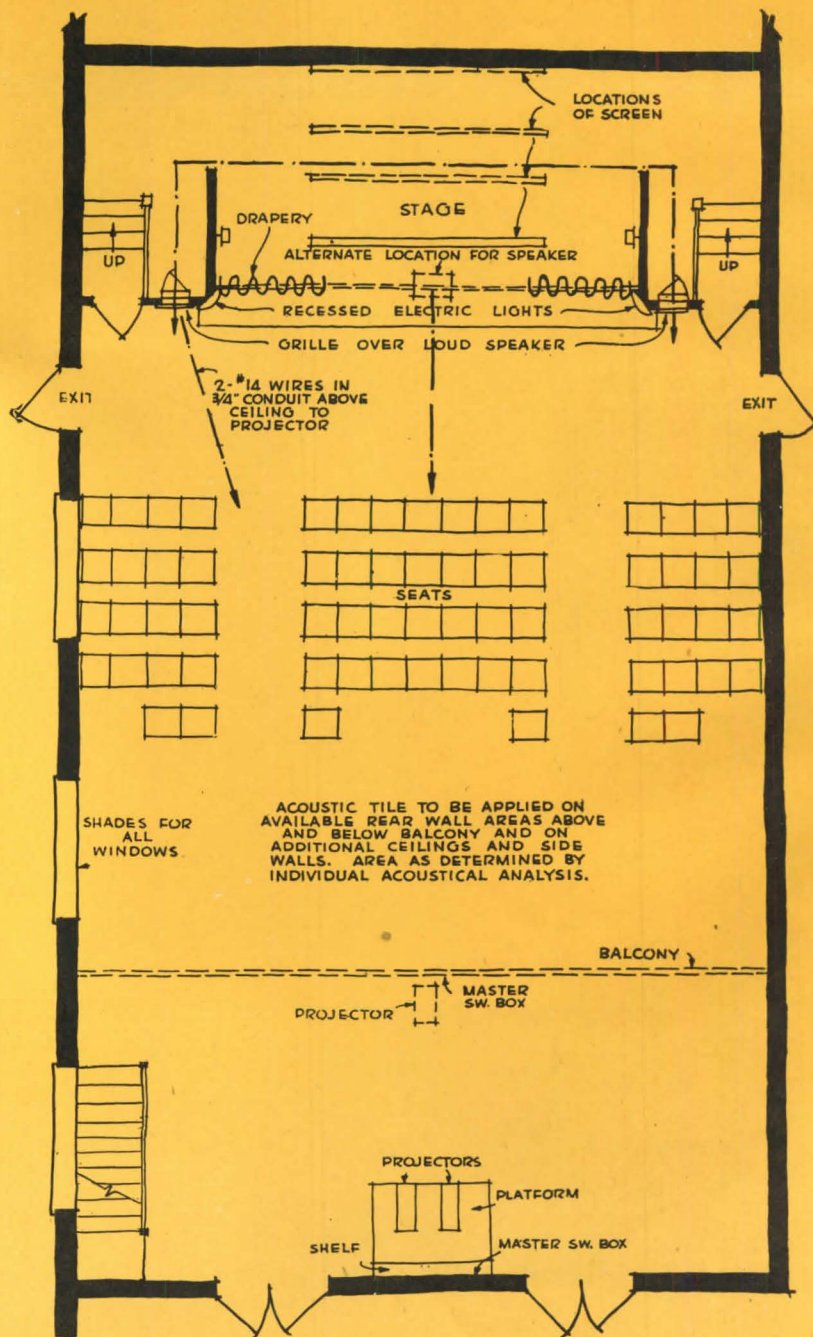
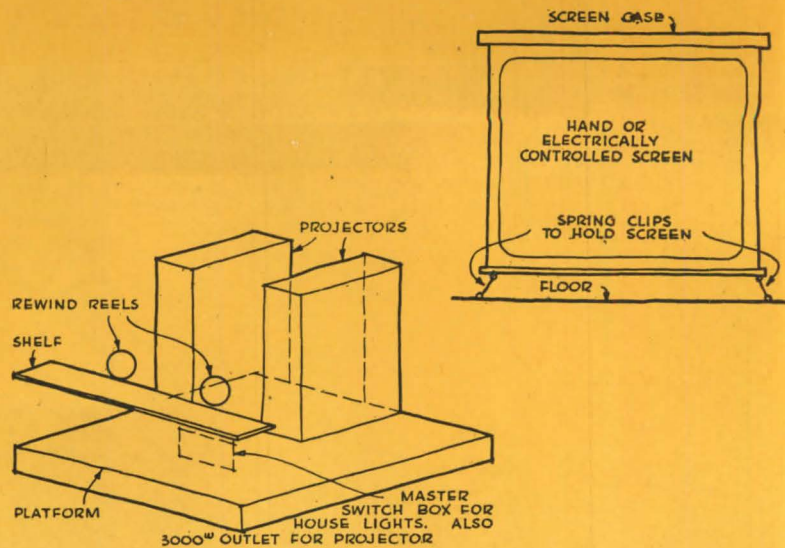
## THE AUDITORIUM


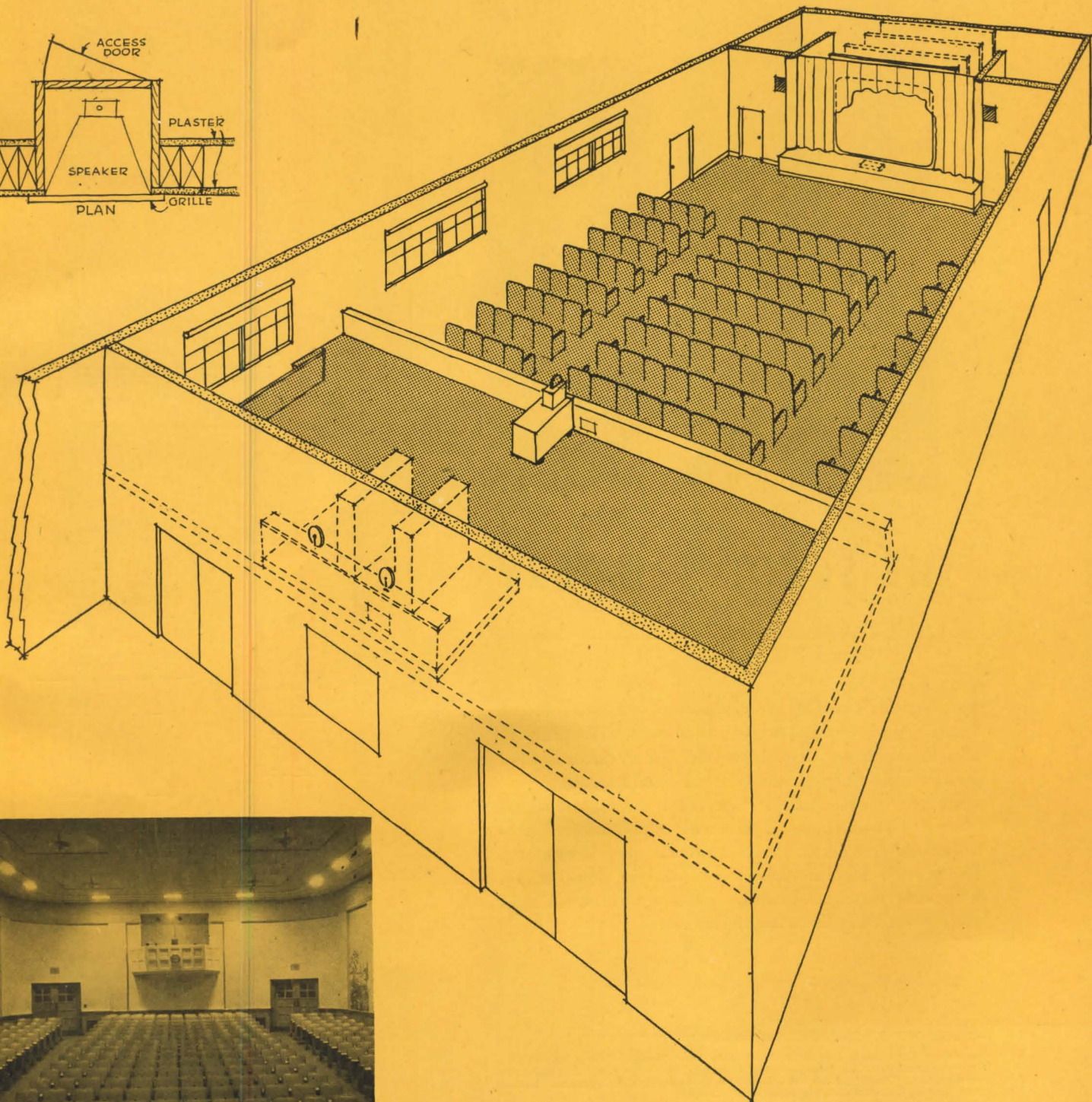
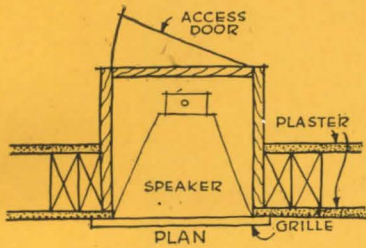
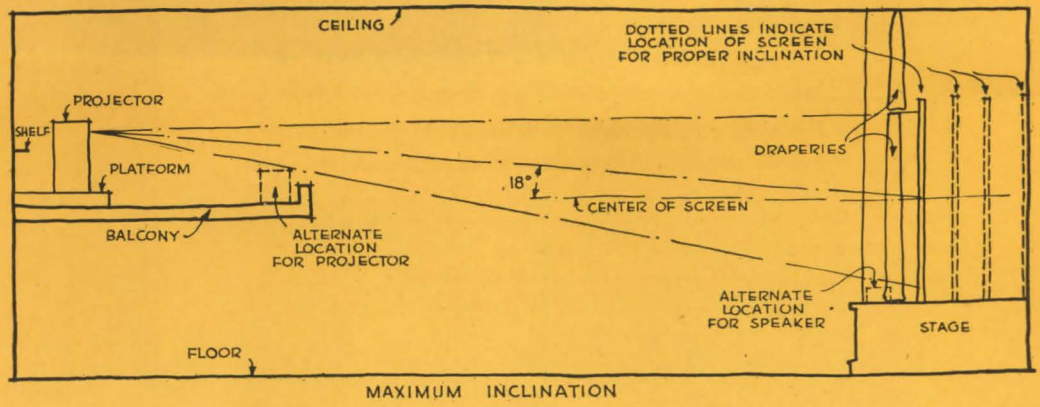
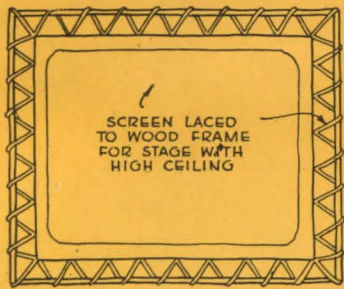
In planning school auditoriums the town must often be thought of no less than the school itself. Where there is combined use of the room for auditorium and gymnasium purposes, careful preparation must be made for darkening. An effective device for this purpose is the accordion type of fabric-covered folding door.

The 16-mm. sound projector is the most favored equipment and this size is now available with carbon-arc lamp for the longer throws. Booth requirements vary with state and city codes but only the arc light presents any real problem since the film is of the slow-burning "safety" type. Outlets should be provided not only at the two balcony stations shown in the perspective but also at a series of stations down the centerline, permitting the use of slide-film and other equipment without "haywire." Each of these stations should be connected to the speaker cable under the floor, avoiding troublesome temporary hookups. The classic speaker position is at the top of the proscenium arch but in wide rooms best distribution is obtained from a pair of speakers at either side and toward the top of the arch. Balconies are often omitted.

The screen should be a permanent installation: (a) in small halls an electrically operated roll-screen is recommended; (b) in larger halls either a lace-and-grommet or a pulley-type screen.

House lighting control must be obtainable from both stage and booth, with a two-way monitor system between.





The photographic emulsion and the sound track re-  
tain and convey ideas as effectively as the book

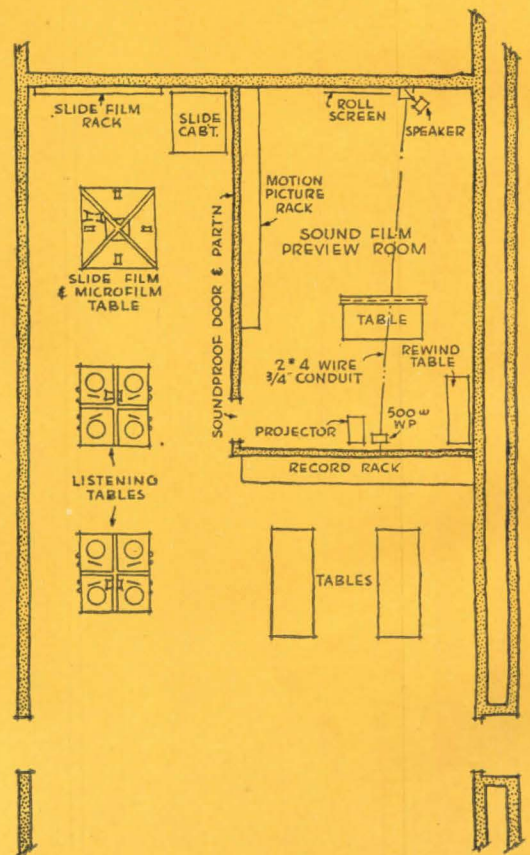
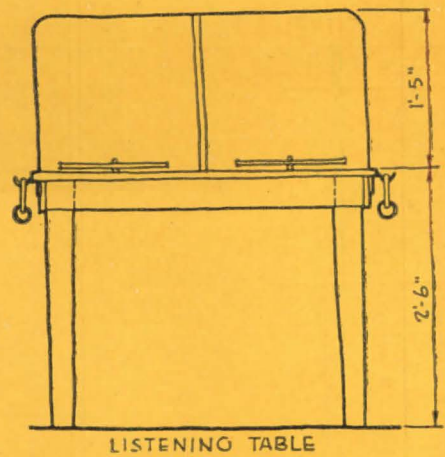


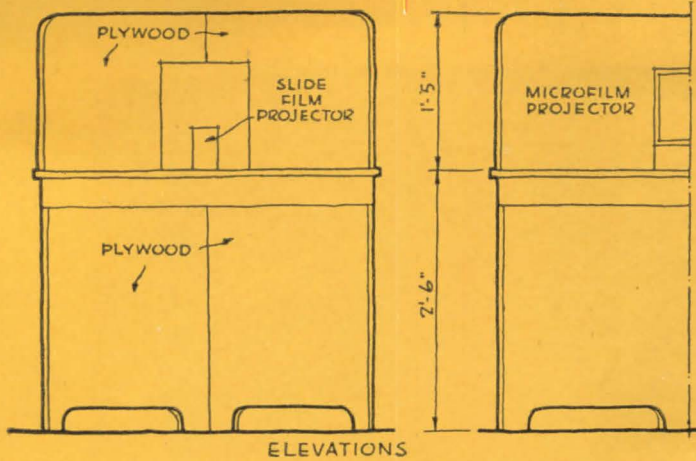
## THE SCHOOL LIBRARY

THE actual "reading" as well as the storage of filmed and sound-recorded materials should take place in the school library. The suggested library arrangement keeps all the different kinds of material together — old and new — books, records, films, film-strips, glass slides, opaque reproductions. The small table-mounted projection devices illustrated require no room darkening. The preview facilities can be used also for group study. A one-way glass panel can be installed to shut out light while permitting librarian supervision.

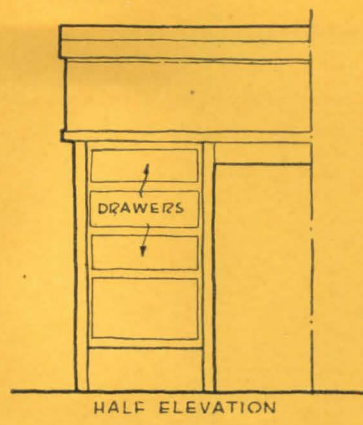
### MEMBERS OF THE VISUAL EQUIPMENT MANUFACTURERS COUNCIL

The Ampro Corporation; The DeVry Corporation; Lamp Division, General Electric Co.; Golde Manufacturing Co.; Simpson Optical Company; Society for Visual Education, Inc.; The Magnavox Company, Illustravox Division; Victor Animatograph Corporation; Radiant Manufacturing Corporation; Craig Movie Supply Company






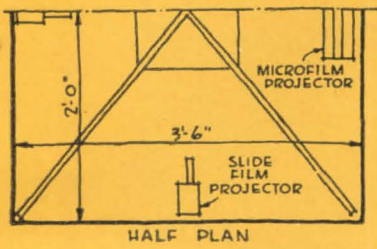
ELEVATIONS




HALF ELEVATION



END ELEVATION

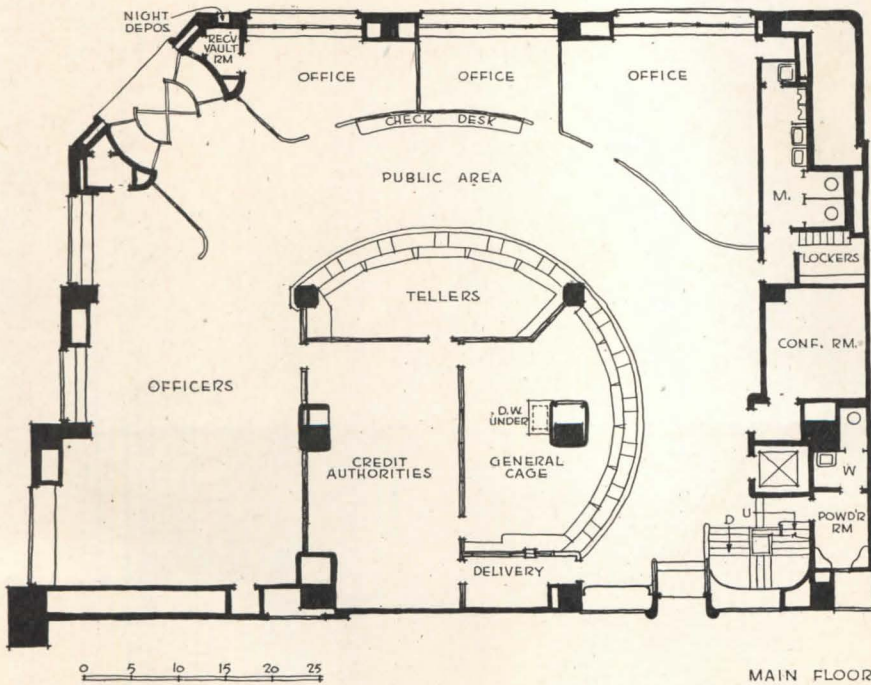


HALF PLAN

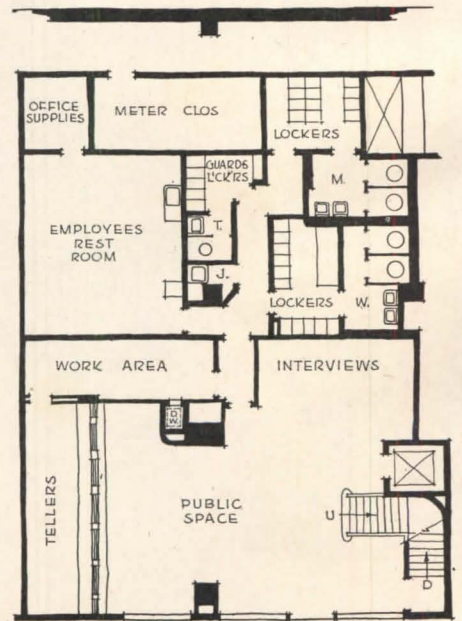




Gottso-Schleisner Photos



MAIN FLOOR



LOWER FLOOR

# BRANCH BANK IN ROCKEFELLER CENTER


*Bankers Trust Company, Rockefeller Plaza, New York*

*Shreve, Lamb and Harmon Associates, Architects*


**B**RIGHT and warmer is the prediction for the banking room of the future. Here is one of the first delineations of what looks to be a firm trend. Bankers, it appears, are thinking more of their customers, less of their own austerity. They are asking for something bright and warm, something less formal, less chilling. And architects will welcome this trend no less than will the bank's patrons. There is no evidence here that "warm" is taken to mean ruffled curtains or colonial fireplaces. It means color and liveliness, and it asks removal of barriers and grilles behind which tellers operate in a

world apart. In this three-story banking quarters Vanderbeck and Scott for the architect associates have achieved the first requirement with white oak for dados, columns, railings, counters and check desks, blue-green plaster walls, with color accents in upholstered furniture done in green or ivory leather, in draperies, and in a colorful mural (by Lillian Christiansen). The barriers (the psychological ones if not the physical ones) have been obviated by the use of a roll-top teller's desk unit which contributes much to the open appearance. (See details on p. 83.)

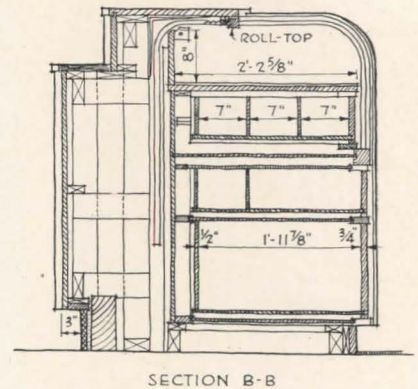
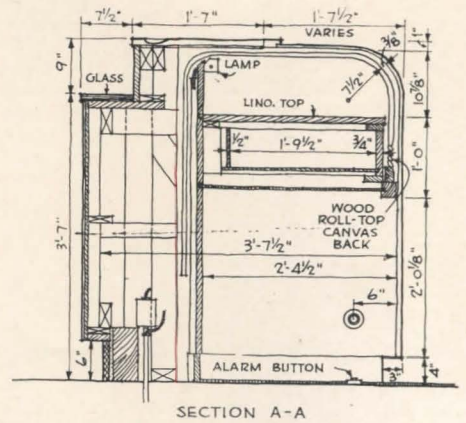
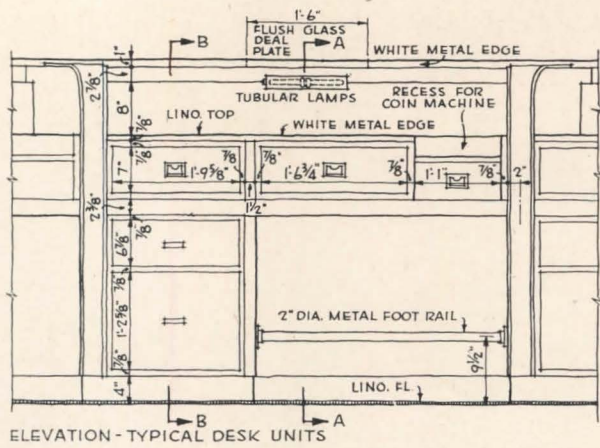




Lower floor (shown above), reached by elevator or by stairs carpeted in blue-green broadloom, houses individual banking services. Walls, as on main floor, have white oak dado, blue-green plaster walls, with some lemon yellow here. This banking floor has sound corrected flush ceiling with recessed fluorescent tube strip fixtures. Check desks on this floor are white metal with glass tops. Safe deposit vaults are on the next lower level. Here stainless steel sets the note, in vault doors, walls and ceilings






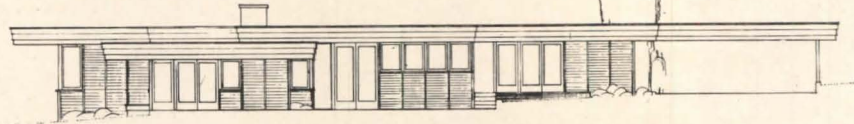


Tellers' roll-top desks, eliminating the usual grille enclosure, are a feature of this bank most commented on by the customers. Each teller's position has a glass deal plate slightly raised above the oak counter top with a depression in each to receive coin passed over the counter. Money drawers are well out of reach of any light-fingered visitors, and the roll top is quickly closed in case of an alarm. Each teller's name appears on a removable plastic strip on the face of the wood enclosure immediately under each deal plate. The architects have had many requests for details

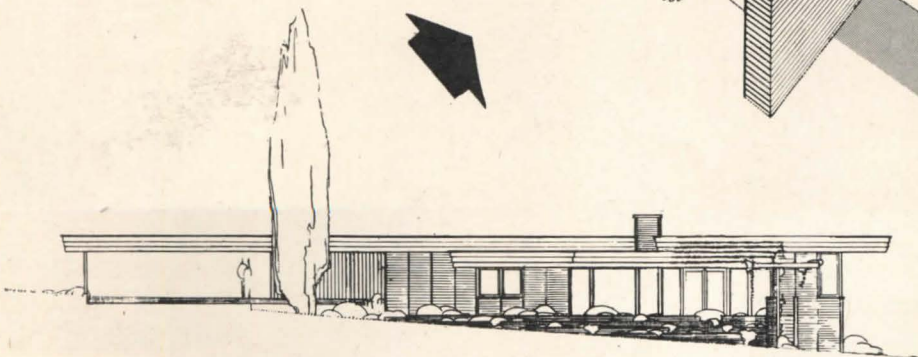





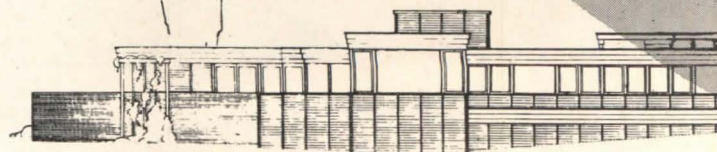
WEST ELEVATION



NORTH ELEVATION



SOUTH ELEVATION

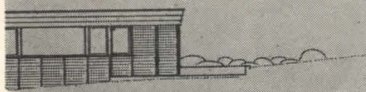
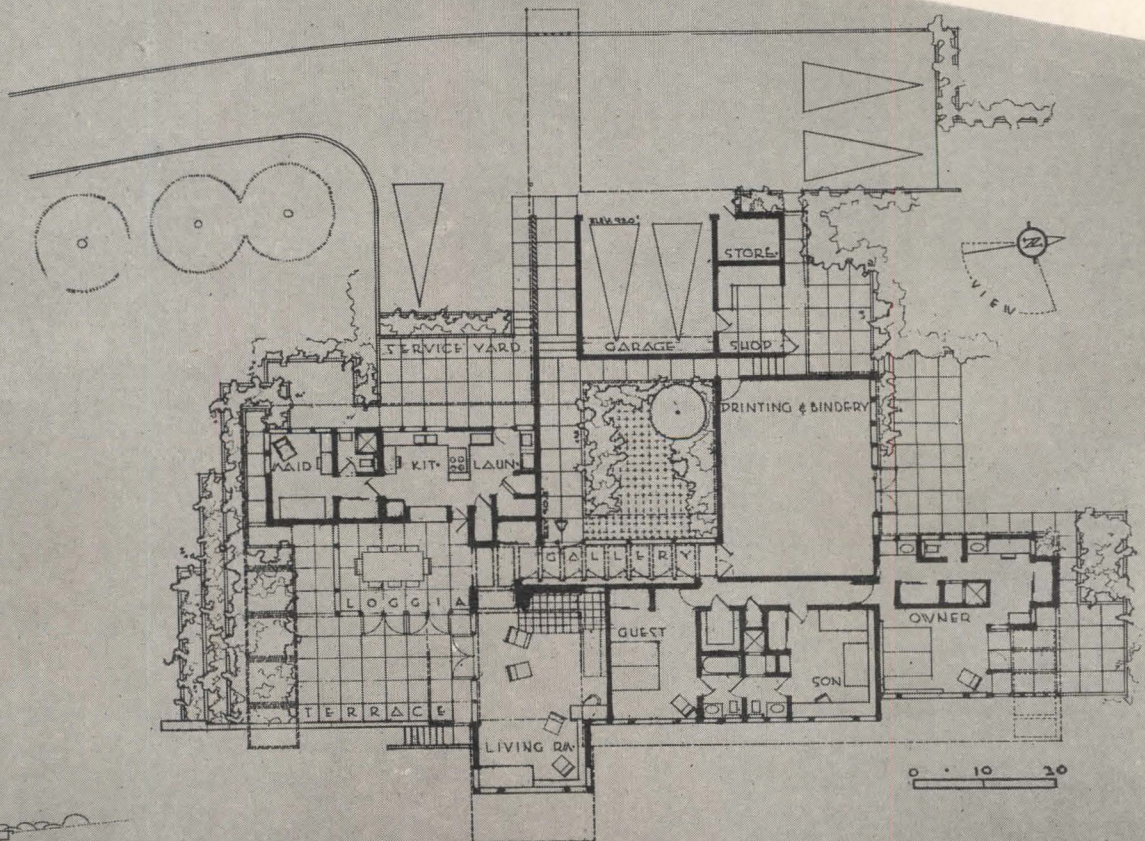
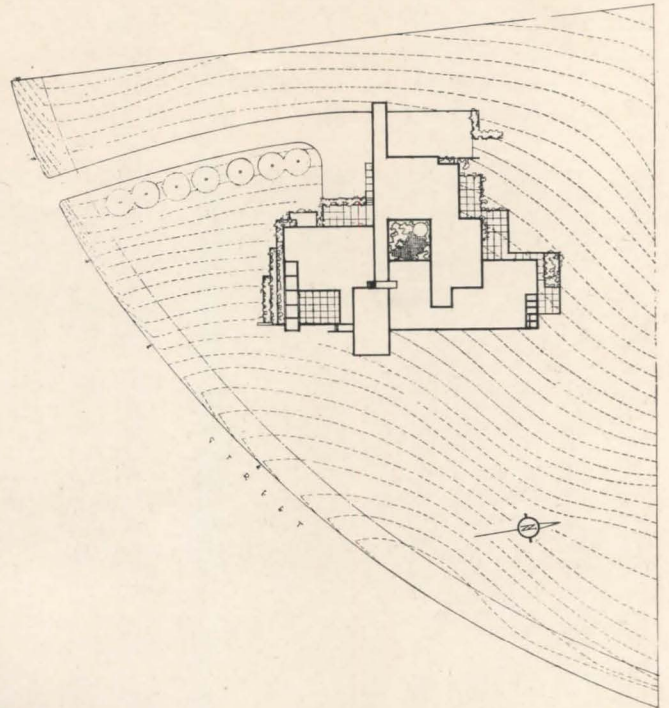


# EIGHT ROOMS, FOUR BATHS, SIX TERRACES

*Residence for Mr. and Mrs. Lewis Allen, San Mateo County, California*

*Harwell Hamilton Harris, Architect*

AN assignment such as this house represented should be one to please any architect. For there is no indication of any restraints placed in his path, either in styling or plan, and there are no visible signs of budget limitations. Here he was free to work out the requirements of this family with a minimum of compromises. The printing and bindery room therefore was easily handled; it has an isolated location, and becomes one side of the interior patio enclosure. The rest of the house rambles at will from terrace to patio to terrace (there are six of them). The combination of kitchen and laundry takes a natural position, and the dining loggia and living room bring indoor-outdoor living to a very logical realization. The device of the patio gallery accomplishes the same result on the interior, also gives good room isolation.



ELEVATION

# THE SMALL HOUSE CAN AFFORD GOOD DESIGN

*Residence for Mr. and Mrs. Richard J. Hoffman, Van Nuys, California*



*Gregory Ain and George Agron, Designers*

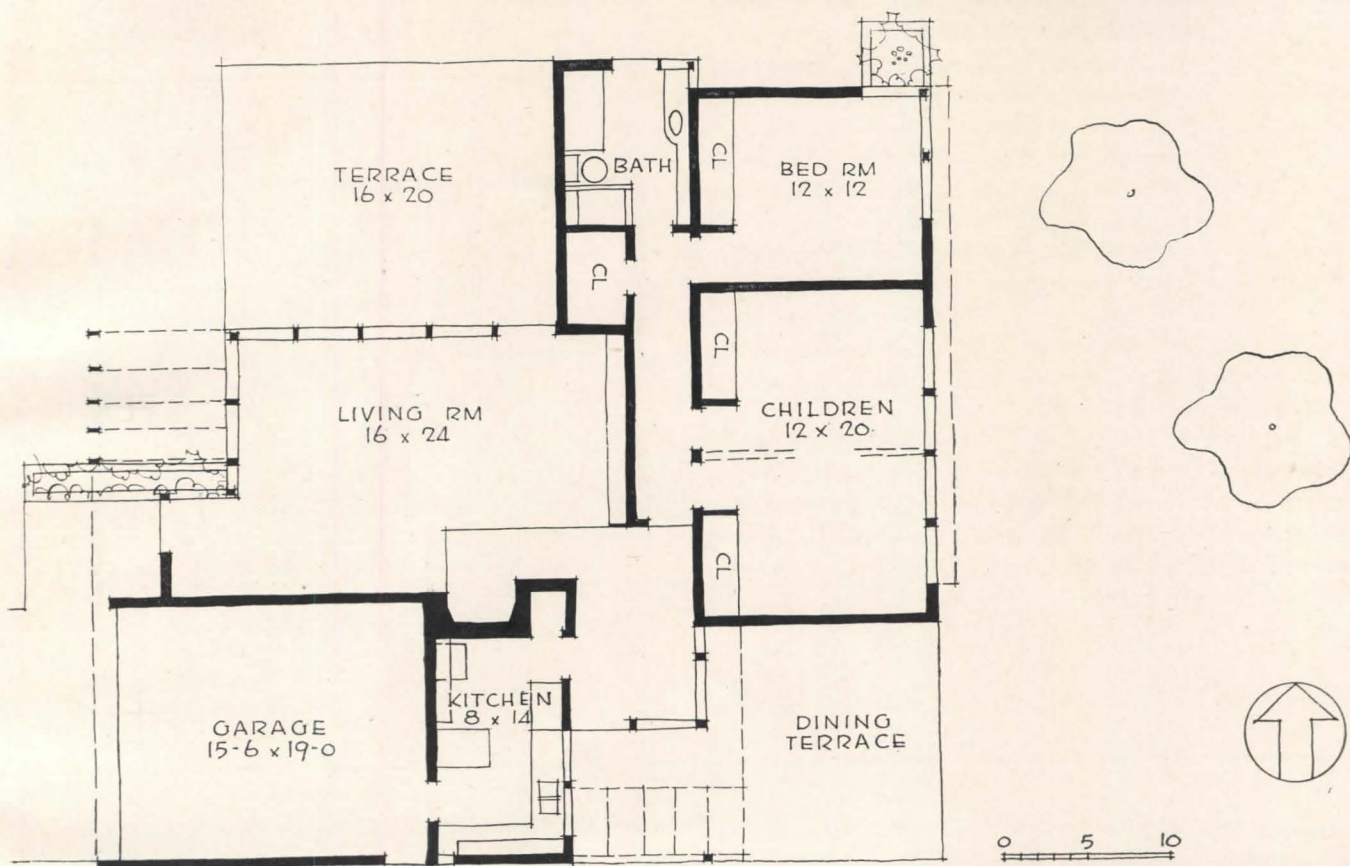
WHEN this house was built, before the war, it cost less than \$5,000, including the architects' fee. This is reported now, not to break anybody's heart, but to demonstrate the high value of capable design service in the really small house. The livability rating here obviously is high, both inside and outside the house. Even though the lot is but 60 ft. wide, the designers have man-

aged to provide two sheltered terraces well integrated with the house. Orientation posed an especial problem, moreover, in that the location is in a sun-baked California valley, suggesting that the principal exposures be north and east. West windows are shaded by a trellis, sloping with the ceiling plane; high flower box screens them from front approach and the garage driveway.



Harry Hartman Photos



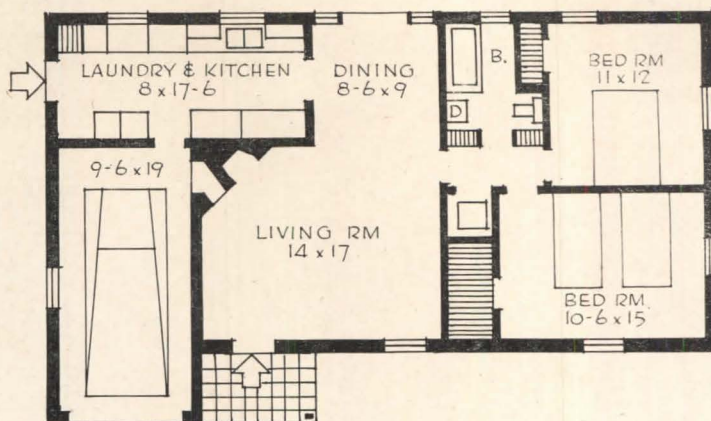


Construction is wood frame on concrete slab; redwood shiplap siding, painted off-white, with maroon trim. Interior walls are waxed redwood plywood, with natural insulation board ceilings. The waxed terra cotta tile hearth extends around fireplace to form dinette floor; other floors asphalt tile. Note the clerestory lighting



# ECONOMICAL HOUSES FOR THE SOUTHWEST

Arthur T. Brown, Architect

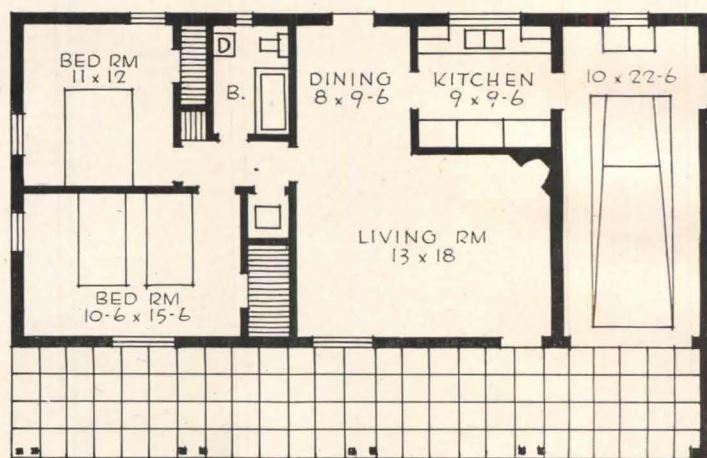


**S**PEAKING of the architect and the very small house (as we were on the preceding page) here are three more examples bearing out the idea that the architect's services pay out handsomely. These simple, economical floor plans might have produced miserable little boxes, except for the skill here exhibited.

The Borden house, exceptionally economical to build, adds a laundry to its little kitchen. The kitchen, by the way, has more cabinet and counter space than usual, and is one of those that is economical of steps as well as space. The house faces south; the projecting garage shields the living room from the western sun.

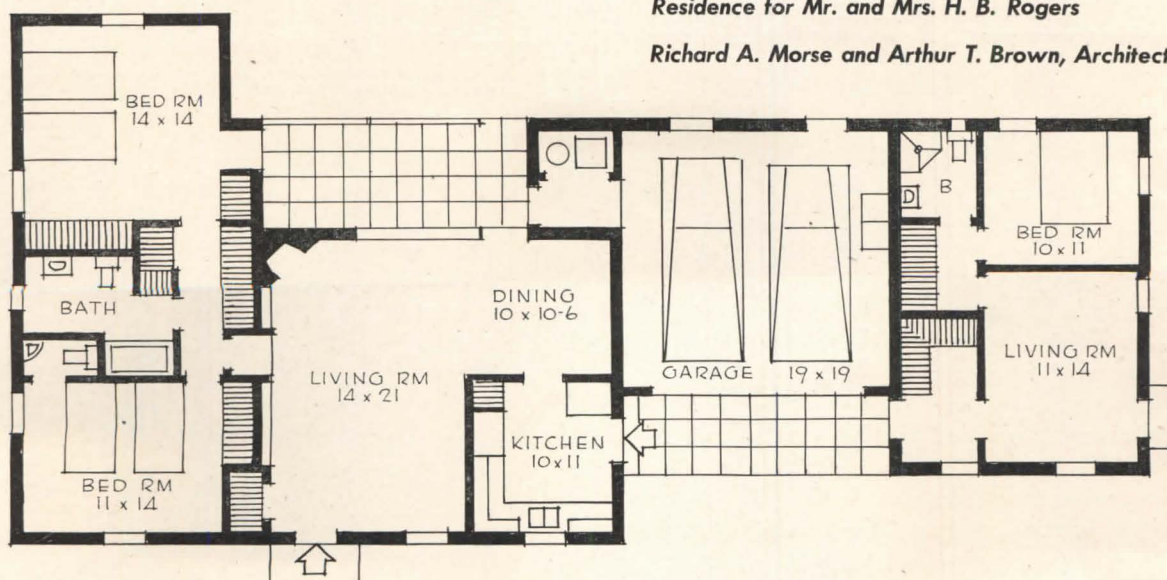
The Lent house achieves its distinction with the long, generous ranch-house porch, which simplifies fenestration and lends a restful note.

The Rogers house, larger but still simple in plan, takes on a "modernized Territorial style." It had room to spread across a 100-ft. lot, stepping down somewhat to conform to grade. Walls are of painted brick; floors of colored cement. The owner has developed a large terrace beyond the garden porch.




Residence for Mr. and Mrs. H. B. Rogers

Richard A. Morse and Arthur T. Brown, Architects




*Residence for  
Alice Borden*



Geyer Photos

*Residence for  
Mr. and Mrs. Alfred Lent*






## SMALL FARMHOUSE TEXAS VERSION

*First of Two Houses for*



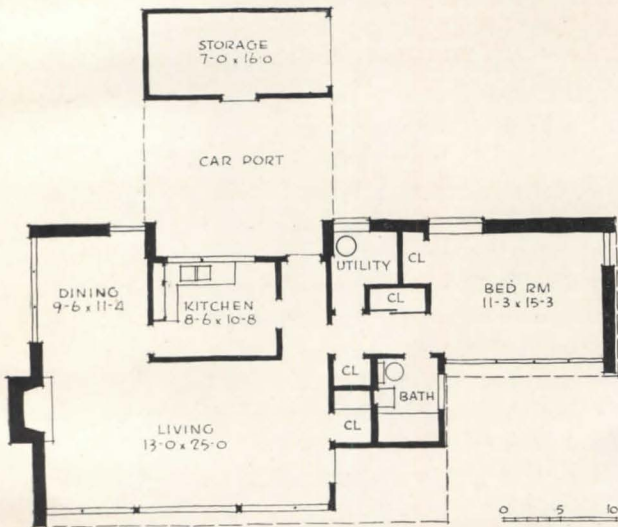

*Mr. and Mrs. George W. Lawrence, Houston, Texas*

*Arthur Fehr and Charles Granger, Architects*

**T**HERE has been much speculation about the possibilities for better houses on the farms, and about generally improving living standards. Most farm houses have gone up with little attention to planning; indeed cow barns have had much more study. This little Texas farm house is certainly not typical of what might emerge from study of the farm problem, for obviously it is for a non-typical farm family, but it does give a glimpse of possibilities. It is compact and economical, and suggests use of native materials. It develops natural views with large window areas, which also open the house to the cooling breezes. The car port and storage shed combination shows one modern version of that familiar busy farm area that usually starts with the back porch and continues to a series of nondescript out-buildings.







Roof overhangs shelter living room and bedroom from the hot Texas sun, and full-length casement windows open the house to the breeze from the south. The joining of living and dining space gives the breezes full sweep, also permits the dining room to borrow some heat from the circulating fireplace on chilly evenings

# HOUSES OR POLITICS?

FACTORS THAT WILL DETERMINE THE VOLUME OF CONSTRUCTION

*An address delivered before the Iowa Chapter, A.I.A., Des Moines, October 11, 1946*

*By Thomas S. Holden, President, F. W. Dodge Corporation*

IN view of the vast construction needs of the country, enormous accumulations of planned projects, and the postwar prosperity of which our economy is capable, there is little doubt that the volume of construction activity during the next five years will be very large indeed. It may be larger than in any previous five-year period in the country's history.

It seems to me that at the present moment it is more a question of *how* than of *how much*. The big question is the role the federal government will play in next year's construction program and in the construction activities of the years to follow 1947.

A month or so ago the Under Secretary of Commerce, Mr. Alfred Schindler, in a statement advocating lifting of government controls of business at the earliest possible time, remarked that the economy cannot function properly half controlled and half free. I should like to point out, as strongly as I am able, that the construction industry is at this moment very nearly a hundred per cent controlled.

Present construction industry controls are effected under three legislative enactments, all due to expire on different dates in 1947, unless extended by Congress. The Civilian Production Administration has been allocating critical materials and expediting production; until about six weeks ago it handled permit applications on all nonresidential construction projects, but now has such jurisdiction only over industrial projects. It functions under the Second War Powers Act, due to expire March 31, 1947.

Building material price controls are under OPA, due to expire on June 30 of next year, unless the present shift of public opinion forces earlier liquidation. Rent control, which is also under OPA, may be extended beyond the life of commodity price control by some new enactment of Congress.

Beyond these controls, which apply to all sectors of the economy, are the special powers granted to the Housing Expediter under the Patman Act, which does not expire until December 31, 1947. These powers are so broad that, unless they are modified or curtailed, they will keep the construction industry tied to the government's apron strings some months beyond the time when the rest of the economy is freed.

It is my firm belief that any useful purpose that may have been served by these controls, except rent control

on existing housing accommodations, has been accomplished and that their continuation is now hampering production of needed building materials and equipment, pushing more and more of them into the black market, raising construction costs far above what they would otherwise be, and causing new housing to be rapidly priced out of the market it should currently serve.

Although the veterans' emergency housing program is under severe criticism at the present time, it must be credited with some useful accomplishments. It did break the number one log jam that last spring was impeding production of essential materials and equipment, OPA's unrealistic price ceilings. It broke that log jam about two months before Congress itself reconverted the government's price control program into a decontrol program. This action, with concurrent action by the Civilian Production Administration, improved the material production picture very considerably. As a result this year's total construction volume will be larger than would have been possible otherwise. The emergency housing program caused the year's total program to include a larger proportion of residential building than it would have otherwise contained. It must also be credited with a speeding up of training programs and recruitment of workers in the building trades. I strongly believe that all these things could have been accomplished without conferring upon the Housing Expediter the extraordinary powers granted by the Patman Act.

## PERPETUATION OF POWER

Assumption and perpetuation of extraordinary powers over the home-building and home-financing activities of the country seem to have been the principal objectives of the proponents of the emergency housing program. The program originated among the economists of OPA. Shortly after passage of the Patman Act came the unsuccessful effort to railroad through Congress the President's Reorganization Plan No. 1, which would have made the National Housing Agency permanent and would have given its administrator authority to "coordinate, supervise, manage and control" the constituent agencies, including FHA and the home loan bank system. Although the long-range omnibus housing bill (S. 1592, the Wagner-Ellender-Taft Bill) failed in the House Banking and Currency Committee, after being rushed through the Senate on a specious emer-

"The time has come when every organized group in the construction industry should make its voice heard as effectively as it can in urging immediate removal of most of the controls that now shackle the industry. I am convinced that the following controls should be removed: price ceilings on construction materials and equipment, price ceilings on new

houses, rent ceilings on new rental housing, federal restrictions on nonresidential building."

"One result of the present effort to build new housing priced within the veteran's supposed capacity to pay is to unload today's abnormal transition costs on the class of building least able to absorb them and on people least able to pay them."

agency plea, its advocates are still beating the tom-toms for it and citing it as an alibi for failure to produce the kind of housing the veterans want and need the most, rental housing.

The veterans' emergency housing program has not dealt simply and directly with the shortage problem. The obvious solution is to get as many new dwelling units built as possible within the shortest possible time. Since a majority of veterans now require and want rental accommodations, major emphasis in the program should be put on rental housing.

#### **POLITICS, NOT HOUSES**

Instead of a simple production program, the Administration persuaded Congress to give the country a political housing program. It was apparently projected as a program to accomplish the following purposes:

1. To win veteran votes.
2. To put across the economic control theories of a certain sector of the Washington bureaucracy.
3. To extend price controls to cover housing units built for sale and for rent.
4. To establish by government fiat a prefabricated-house industry on a national scale.
5. To carry out the ideas of housing theorists on development of new materials through government sponsorship and subsidy.
6. To perpetuate the temporary wartime National Housing Agency with enlarged powers.
7. To subject private housing finance and private-enterprise home-building to the dominating influence of public housing theories.
8. To initiate, under government sponsorship and with bureaucratic planning and control, a continuing housing boom of vast magnitude that would involve our debt-ridden government in money outlays and contingent liabilities running into many billions of dollars.
9. To cause to be enacted in extreme haste long-range housing legislation, regarded by many as being highly inflationary in character, as being strongly tinged with planned-economy philosophy, inimical to the American enterprise system, and, even in respect to some possibly good features, premature in an unstable situation like the present.

These nine purposes are extraneous to the main job of getting houses built. Thus far all have conspicuously failed

of any significant accomplishment.

The barrage of publicity that has attended the program has led veterans and the general public to expect far greater results in housing units completed than have been achieved or were possible of achievement. The public is not satisfied with a statistically impressive record of projects started.

The political objectives of the program have failed. It seems to me that it would be an excellent idea, at this stage, to throw these very dubious political objectives overboard and concentrate on freeing the construction industry so that it can produce houses, apartment buildings, and needed nonresidential building as rapidly as our increasing material and labor supply will permit and as economically as possible.

The time has come when every organized group in the construction industry should make its voice heard as effectively as it can in urging immediate removal of most of the controls that now shackle the industry. I am convinced that the following controls should be removed: price ceilings on construction materials and equipment, price ceilings on new houses, rent ceilings on new rental housing, federal restrictions on nonresidential building. Rent ceilings on existing housing should probably be maintained for a time, though the question of raising these ceilings by a moderate amount should be given careful consideration. In lieu of restrictions on nonresidential buildings, there should be inaugurated a new system of priorities for housing projects, to apply to producers and wholesale and retail suppliers with no preference for public housing over private housing. This priorities system should be set for a limited period of time.

It is likely that the American Federation of Labor would support such a program. If the industry's problems were carefully explained to veterans' organizations, national and local, their support might be gained. Real estate, financial and business groups outside the construction industry might also support the movement.

Such a proposal would naturally be strongly opposed on the ground that it would encourage runaway prices, leading to a boom and a bust. I do not believe that would be the case.

It has begun to look as if commodity price inflation has very nearly run its course. Prices of some consumer goods have already declined at the retail level. There

has been some softening of farm products prices, always the bellwether of any broad general price movement. It would not be at all surprising to me if the index of wholesale prices of all commodities reaches its peak within the next six months, barring unforeseen international complications or labor troubles of greater seriousness than I believe likely. A number of economists agree with this opinion.\*

With respect to construction materials and equipment, removal of price ceilings would in all likelihood result in market prices over present ceilings but considerably under black market prices. Production of things now retarded by OPA ceilings would in most cases be stepped up. Even if a few particularly scarce items went up considerably, they would not affect construction costs appreciably. Elimination of black markets, of special costs of procurement now prevailing in the topsy-turvy market and of other artificial costs, would tend to lower actual construction costs below what they are today. A few days ago, William J. Levitt, of Levitt & Sons, Manhasset, L. I., one of the largest housebuilding organizations in the country, told me that if controls were removed at an early date he could build houses in 1947 to sell with lots for \$6,000 which would be in every way as good as those he is now selling for \$10,000, and that he could build a lot more of them. He gave me permission to quote him on this.

So, the big question for next year is whether the construction industry will be freed from stultifying controls or whether it will have to wrestle with ideological and bureaucratic ineptitudes until the Patman Act expires in December.

Let us now turn from our preachment on government controls and have a look at the record and consider its significance.

#### **BUILDING VOLUME HIGH, BUT SLIPPING**

Building and engineering contracts awarded from January 1 through September 22 of this year in the 37 eastern states amounted to \$5,797,062,000, as recorded by F. W. Dodge Corporation. This was 75 per cent greater than the total dollar volume of contracts let in the entire year 1945. It is now evident that the full year 1946 will show the largest percentage increase that has ever been recorded for any year over the preceding one.

Judged superficially, on the basis of mere statistical comparisons, this figure on work started thus far in 1946 presents a very impressive picture. However, it can be argued with much reason that a smaller volume of starts would have permitted more satisfactory progress in filling the most urgent construction needs of the country. Actually the volume of starts was too great to permit of a normal rate of completion under the existing market situation aggravated as it has been by political interference.

The congestion and confusion created by a too rapid rise in contract volume in March, April and May resulted in a setback in the summer months. In round

numbers the recent monthly contract figures have been as follows: May, \$952,000,000; June, \$808,000,000; July, \$718,000,000; August, \$680,000,000. Advance September figures indicate that the month's total was probably no larger than that of August. While the peak rate of May could not possibly continue, it is significant that the successive cutbacks in nonresidential building, as ordered by government officials, did not bring about an increased rate of housing activity. Residential contracts declined more, percentagewise, than did nonresidential contracts.

Next year's total construction volume should, in any circumstances be measurably larger than this year's, on the assumption that production and supply of materials will continue to increase. I do not anticipate strikes and work stoppages in key producing plants on the scale that we had them the first part of this year. In making this optimistic prediction, an important possibility should not be overlooked. If price controls and black markets are unduly prolonged, causing continued increases in actual construction costs, more and more home buyers and investors could be priced out of the market. If indeed we achieve a competitive buyers' market in most materials some time next year, skilled labor supply may become a more critical factor than material supply.

I question whether the announced 1947 quotas for the veterans' housing program can be reached next year. I do believe relaxation of controls would permit a considerably larger volume both of housing activity and nonresidential building than continuance of the present conditions would make possible.

#### **NO SERIOUS SLUMP EXPECTED**

If there is a definite recession in general wholesale prices between now and the middle of next year it will probably be accompanied by a minor recession in general business. I personally do not expect the price drop to be severe or prolonged or the business recession to be prolonged. I look for a readjustment and comparative stabilization of the price structure rather than a real business slump.

I think it is quite possible that, with controls and restrictions unmodified, construction itself might decline during a portion of 1947. With the lifting of restrictions as outlined, I believe it quite possible that construction activity could be maintained at very high levels right through a minor recession in general business.

Whatever may happen between now and the end of next year, the Patman Act will expire December 31. Presumably the years to follow will be years of full postwar recovery, with mounting construction volume for an extended period.

Many people expect a slump after current shortages have been taken care of. This is by no means a foregone conclusion. After World War I, shortages were taken care of by the end of 1924. Instead of a slump, which many people expected, construction activity rose to higher levels and the industry enjoyed five years of the largest peacetime volume in its history. The reason was that the postwar recovery set the stage for a vast in-

\* See economist symposium on page 96.

dustrial expansion, in which the rapid growth of the automotive industry was the most conspicuous feature. Who knows but that the opportunities for economic expansion in the future may not be even greater than they were twenty years ago? The very life and vigor of the American enterprise system is its capacity to expand; it does not need or want a continuous sellers' market.

### THE SHADOW OF FEDERAL CONTROL

The question arises as to whether in the recovery years after 1947 the construction industry's activities will be largely programmed, supervised or controlled by the federal government. Insistence by the Housing Expediter and the NHA on enactment of the Wagner-Ellender-Taft Bill as a primary feature of the current emergency program is an attempt to accomplish that very purpose.

Aside from the specious emergency plea, the supposed need for this comprehensive, long-range housing legislation was presented to Congress and the public by means of a quite fanciful picture of the long-term housing needs of the country, the NHA estimate of 1,260,000 housing units a year for 10 years following the war. This figure and even larger ones have been repeatedly cited by proponents of the Wagner-Ellender-Taft Bill. It is 80 per cent higher than the average annual number of units actually produced in the post-war decade of the 1920's.

One of the factors in the current situation is government-inflated housing demand. As an economic factor, aside from its merits as meeting the needs of veterans, the liberal financing provisions of the G. I. Bill of Rights inflate demand. Extravagant promises made by the clever salesmen who put over the emergency housing program and generous issuance of priorities in the earlier months also tended in that direction. The Wagner-Ellender-Taft Bill proposes a continuous inflation of housing demand. This proposal envisages a continuous sellers' market in the housing field with little stimulus to improvement or cost reduction by the private home-building industry. Why should the builders bother to produce better houses for less money in an eternal sellers' market with a large proportion of costs absorbed by government subsidies or artificially reduced interest rates?

It is well to remember that no government which has promised its people low-priced automobiles has ever made good on its promises. It is also well to remember that no private automobile company ever made cheap cars because it was sorry for people who had to walk or for people who could only afford second hand cars; they made them cheap in order to broaden their markets. Also, it is to be noted, the automobile manufacturers found that a stable, well-organized used-car market was essential to the functioning of the market for new cars. They did not have a lot of government experts telling them that everybody currently in the market had to have a brand-new car.

I am confident that after government controls are

**M**ORE than a year ago OPA was strongly urged to exempt new rental housing from rent ceilings, in the interest of encouraging early starting of apartment projects in large numbers in the metropolitan centers of the country. To be sure this would not have produced cheap accommodations. But every apartment suite added to the existing supply would ease the housing situation for some family. Suites vacated by those who could afford the rents charged for the new ones would become available to other families. The veteran who could establish his family in good, previously used, quarters at a rent he could afford to pay and would then wait until 1948 or 1950 to buy a house, might fare much better in the long run than he would if forced by desperation into a purchase in the present market.

lifted and the transitional adjustments are made the construction progress of the late 1930's will be resumed, on a bigger and broader scale. It is a matter of record, according to the Census Bureau's Survey of November 1945, that considerable progress was made in improving the nation's housing conditions between 1940 and 1945, even under wartime conditions.\* If the present efforts to establish a planned economy are defeated, I fully believe the present transition problems will be seen in perspective as mere growing pains of postwar recovery.

While our postwar adjustments are far from completed, it seems to me they have made very substantial progress, all circumstances considered. Production of essential materials has increased measurably and will increase further, even though we may have some more work stoppages. Recruitment of building labor and training of apprentices have made notable progress. I think we can count on such increases of productive capacity for materials and equipment as may be needed for a full construction industry recovery. It is quite impossible to see any reason why this country cannot, under the stimulus of prosperity, vast demand and free competition, produce all the materials needed, both in quantity and variety, for building every legitimate dwelling unit, school building, theater, hospital, factory and highway that is wanted. We will meet our needs faster than any other country. However, the G. I.'s and all the rest of us will have to be a little patient. We cannot all at once make all the postwar adjustments we have to make and build all the structures we need. We can do a better and quicker job than otherwise if we can speedily rid ourselves of the government controls that perpetuate the unbalance of the market and delay manufacturing and building operations. Producers and builders will begin to reduce costs just as soon as prices can get a workout in free competitive markets, as soon as labor in the plant and on job sites will deliver a day's work for a day's pay. Our construction needs will continue to grow, with possible temporary interruptions, just as long as our economy expands, our living standards rise and our social, educational, and community needs remain unsatisfied.

\* (Summarized on page 91, *Architectural Record*, October 1946)

# ECONOMISTS FORESEE

## END OF PRICE INFLATION IN 1947

---

*Mild business recession expected by most to accompany*

*decline in prices, with employment not seriously affected*

GENERAL commodity prices will reach an early peak and then turn downward in the opinion of a majority of the 72 non-government economists participating in a survey conducted by Thomas S. Holden, president of F. W. Dodge Corporation, the findings of which were made public recently.

The group polled include economic consultants and economists connected with business corporations, financial institutions, universities and economic research organizations.

Fifty-three expected the peak to occur and the general price recession to start before the end of 1947, one expected it within 18 months, while 12 expected it after the end of 1947. The remaining six commented on the price situation without giving specific answers as to the time when the peak of the current movement may be reached.

All but three of the economists who expect a price recession before the end of 1947 anticipate the downswing in commodity prices to be accompanied by a recession in business activity, though only one of the 50 expects such business recession to assume serious proportions. Twenty-three of them characterize the coming recession as "mild," 24 of them as "moderately serious." A majority (28 of the 53) do not expect serious unemployment; nine expect unemployment of moderate seriousness and 12 expect serious unemployment. About half expect buyers' strikes, and about two-thirds expect inventory troubles and reduced business profits.

A composite of the views expressed on the timing of the price and business recession follows: consumer goods would reach a price peak and turn down during the spring of 1947, building materials around the middle of next year, other durable goods in the second half of 1947. Eighteen of the economists expect the turn in consumer goods prices before the end of 1946. With regard to duration of the downswing, two-thirds expect it to last less than 12 months in consumer goods prices, 60 per cent expect less than 12 months of downswing in building materials prices, and 55 per cent expect less than 12 months of declining prices in durable goods other than building materials.

Pointing out that the Bureau of Labor Statistics' index

of wholesale prices of all commodities stood at 128.4 on August 24, the economists were asked to estimate the extent of such rise over that figure as they might anticipate by the end of 1946, and by the time the index reaches its anticipated peak.

Among the 53 anticipating a price peak before the end of 1947 the extent of rise in the general index to the end of 1946 was as follows: five anticipate a decline from the August 24 figure (128.4), eight anticipated zero increase over that figure, 28 anticipated rises ranging from two to nine points, and seven anticipated a rise of 10 points or more. The average of all the answers was about five points increase.

On the question of the number of points the general index would rise from August 24 to the anticipated 1947 peak, the answers were as follows: no increase, seven; increases ranging from two to nine points, 16; increases from 10 to 15 points, 13; increases of more than 15 points, 10. The average of all the increases indicated was a little under 10 points.

With regard to building materials prices, 32 of 42 answers indicate a smaller percentage drop from the peak than would occur in general commodity prices. A number qualified this statement by saying the drop would be less if measured from the official price index (which registers OPA ceiling prices) but greater as measured from actual current prices being paid in the market.

The minority of 12 who expect the price peak after the end of 1947 naturally expect larger price rises than do those of the majority group. The average of increases to the end of 1946 expected by the minority is 10 points, the average of expected rises to the price peak was about 40 points.


As a general conclusion it may be stated a majority consider that commodity price inflation has very nearly run its course, while the minority expect it to continue into 1948 or beyond.

The six economists who refrained from specific answers to the questions asked cited uncertainties in the foreign situation, domestic politics, government controls and union labor attitudes as reasons why no answers could be hazarded.

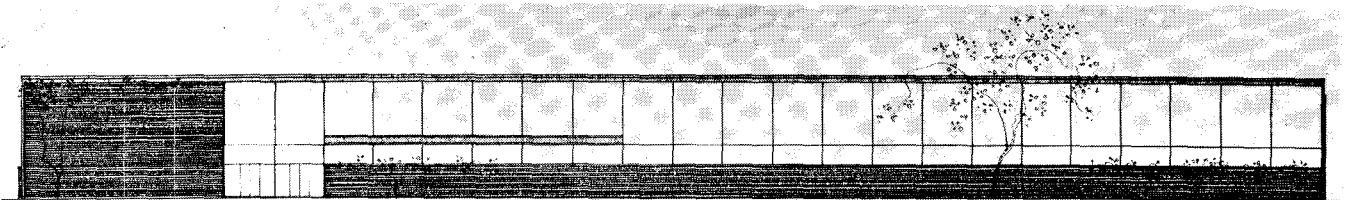

# UNIVERSITY LIBRARIES

ARCHITECTURAL RECORD'S

BUILDING TYPES STUDY NUMBER 119



From cluttered bulk to clear compactness



UNIVERSITY library building has become urgent. In 1945, a group of university librarians, finding themselves in charge of a \$25,000,000 aggregate building program, formed a Cooperative Committee on Library Buildings, undertook an extensive survey with the aid of architects and engineers, and expect to publish their study in book form early in 1947. Foundation-sponsored, the content of this study may not be released in advance. Yet in view of the need for early information, since many other library buildings are on the boards now, the librarian and architect members of the Committee have been generous in supplying the RECORD with the preliminary plans of those libraries which are sufficiently advanced for publication, and with discussion and guidance. It is on the advice of these men that the RECORD makes its own contribution in concentrating on technical factors: the development of *automatic equipment* to meet the crisis in storage and reference, and the development of *modular construction* to meet the certainty of change.

"The summation of human knowledge is being expanded at a prodigious rate, and the means we use for threading through the consequent maze to the momentarily important items is the same as was used in the days of the square-rigged ships"—Dr. Vannevar Bush.

In a keen and rather startling article, which appeared in the *Atlantic Monthly* for July, 1945, Dr. Vannevar Bush explored the relationship between "thinking man and the sum of our knowledge." More particularly, he

made positive forecasts of the expedients by which future scientists and researchers will record, select, and manipulate information. These might have appeared highly imaginary to the laymen, had there not stood behind them the experience of the Director of Scientific Research and Development, and the massive authority of the Manhattan Project, on which 6,000 scientists collaborated under his direction. The release appeared just before Hiroshima, and should be made required reading for the library architect, as it has been for the librarian.

Dr. Bush gives us a baseline in the future from which to look backward at the present. Listing current media for preserving thought, he quickly indicates that books and printed matter will take a rapidly diminishing share since we are in the midst of a technical revolution comparable in scope to the original invention of printing. Recording expedients already in common use include, he says, writing by hand or machine, photography, and subsequent printing; film used directly, wax disks, and magnetic wires. "Even if utterly new recording procedures do not appear, the present ones are certainly in process of modification and extension."

Projecting photography, for instance, to a "logical if not inevitable" outcome, Dr. Bush foresees a scientist who will wear on his forehead a camera "lump little larger than a walnut," taking 100 exposures 3 mm. square to the roll by merely looking at what interests him and squeezing a cord reaching down his sleeve, without otherwise moving a hand. Later, by dry processes, a selection including notes can be incorporated into his permanent record. The microfilm process used will be such that, using a linear factor of 100 instead of the

present 20, "the Encyclopedia Britannica could be reduced to the volume of a matchbox." A library of a million volumes could be compressed into one end of a desk, and it might even be possible to remove a library containing reproductions of all preservable printed matter since the invention of type, in a single moving van. The cost of materials for the first such Britannica, a nickel; for duplicates, a cent.

Similar improvement is forecast in other, non-photographic means of graphic duplication. In place of the television screen, there could be used an iodine-sensitized sheet, to be scanned not by the electric needle but by a discharge of electrons, yielding permanent usable images at any desired distance. Dr. John Burchard, director of libraries at Massachusetts Institute of Technology, has proposed library use for such means. He suggests that individual libraries cease their competition for rare items (99 per cent of research materials are used by 1 per cent of library visitors); that they collaborate in setting up central depositories, from which scholars could "borrow" by simply arranging to see the material — or reproduce desired parts — by television. The scientist's no less spectacular predictions in the realm of transcribing sound must be passed over, except to remark that they involve not only the further development of magnetic wire or tape recordings but the possibility of a kind of typewriter activated directly by speech (based on Bell Laboratories' "Vodor").

The crux of the matter is that all such instrumentalities added together will merely make the situation of the library worse: for "we can enormously extend the record; yet even in its present bulk we can hardly consult it. This matter involves the entire process by which man profits from the inheritance of acquired knowledge. The prime action of use is selection, and here we are halting indeed."

Basically, selection involves producing a code that can be worked in reverse for rapid screening. A precedent for badly needed automatic methods is found in the punch-card, push-button, electric-eye equipment now used in personnel offices, chain stores, and the FBI, to fish out desired information. In the FBI, fingerprints are matched in a few minutes against five million on file. Again, an automatic telephone exchange, in response to a numerical code request, selects and connects one from among a million possible stations in a few seconds' time.

Unfortunately Dr. Bush's masterpiece of imaginative projection, a system of assembling pertinent references which he nicknames "memex," would seem better suited to the individual worker than to a library as a whole. Yet the component elements of "memex," whereby whole groups of items could be quickly called up by code, inspected, screened, reduplicated and recoded around a new subject, could be lent as "by-trails" to friends, or built into spot encyclopedias dealing exhaustively with some subject in a small corner of space, is of utmost relevance. There is no sanctified perfection in the present-day library card!

If the baseline is shifted from the future to the immediate past we find corroboration of the need for pro-

found change in the degree to which familiar methods are leading into crisis. The crisis facing librarians this minute is threefold. It relates, first, to *bulk* — the multiplication of books beyond the capacity of even our great Gothicized warehouses to hold them. It relates, second, to *diversification*. The new media for recording knowledge: the microfilms, microprints, slides, films, sound recordings, telecasts, and the like, cannot long be accommodated in holes and corners. These poor relatives are about to take over. It relates, third, to *reference* and *manipulation*: the fact that so much knowledge lost in libraries can scarcely be refound, and once found is so difficult to manipulate, i.e., to move promptly and without excess baggage to the point where it is needed.


Architecturally, the problem of bulk translates itself into *multi-ordinal growth*: the possibility of expansion upward, downward, or maybe all around. It is not as if libraries had not previously been planned for growth; but considerations of mere vanity have critically limited the scope and the direction. Mr. Burchard complains that the library, standing nearly always at the center of the campus, has been treated as a show-place, or the show-place of the institution, with self-important masses and frozen façades which "on the one hand could not readily be altered to accommodate new or changed activity and, on the other, could brook no unforeseen addition without having their form spoiled." The pompous inadequacy of such an approach must be judged against the fact that collections, at the present rate, grow in geometric ratio, tending to double even in large institutions every 16 years.

To say that multi-ordinal growth requires a more self-effacing and serviceable method of design does not mean that growth is necessarily unlimited in a single building unit. Thus, as books become too unwieldy, we get microfilm. By microfilm standards, perhaps the Yale Library is already too large! The best procedure is perhaps to have a master plan, sufficiently detailed to be realistic, for the largest building the institution now guesses that it may need within, say, 25 years. Then to build toward this plan, using industrial techniques.

Architecturally, the crises in diversification and reference imply *planning for unforeseen change*. This is not so difficult as it sounds. Whether the new instruments are those of recording or of finding knowledge, they will be designed to human scale. The architects whose work appears on succeeding pages have worked out the basic approach. It is to provide a structure that permits the maximum flexibility in rearrangement. Their method is modular design. None better has yet been found.

It is because of the crisis in library methods, the importance of the new and projected technical instruments, and the need for buildings devised basically to fit, that the RECORD concentrates, in this Building Types Study, entirely on this technical side. There are many other sides to library planning. Some will appear in discussion of individual buildings. They are also widely discussed in library literature.





# TECHNOLOGY MADE HUMAN

The Charles Hayden Memorial Library Designed for  
The Massachusetts Institute of Technology at Cambridge

*Voorhees, Walker, Foley & Smith, Architects and Engineers*

As projected by the architects, the Hayden Library quite manifestly wears its technical proficiency with graceful ease. Closer examination will show that in arrangement it is as convertible as a loft; in construction it is as modular as an industrial laboratory; in equipment it is complex; yet in use it converts these media of an industrial age into a setting for study that is humanly inviting, and urbane.

The program itself presents a dual, or multiple, set of aims. There was demanded a library, as the architect says, "servicing both the background of humanities, and the scholarship attendant upon many special fields." At one and the same time, such a library must lure the underclassman into a broader pursuit of knowledge and of thought, and must supply the technical scholar with the means of advanced research. In the words of Mr. Burchard, the director of libraries in charge,

there are four functions to be served: "a) the building must offer a tool for the undergraduate and the scholar in science and engineering; b) a tool for the student of social science and the humanities; c) it must offer extra-curricular fare in non-scientific fields to whet the student appetite; and d) it must foster new methods of librarianship through research."

In combining all these four functions in one shell, the architects made use of certain expedients that are unique. For one, they discovered the high potentialities, for planning and for impression, of the corridors on which M.I.T. is strung; for another, they contrived ways to keep their highly developed service elements out of the way for the pleasant and efficient use of space; and for a third, they used the new artificial devices of environment-conditioning with the natural old ones in new harmonious blends.

## BASIC RELATIONSHIPS

On these two pages may be seen the inward structure and outward setting upon which the Hayden Library is to be based.

The internal skeleton appears clearly in the structural plan across-page. Each floor is a great free space, like a warehouse or a loft. The only interruption is a permanent service core composed of the stairways, the elevators, the book-lifts and the toilet rooms. In order that structural columns may occupy a minimum of space, they are relieved of any secondary duties beyond carrying the electrical conduits. Air conditioning ducts, in the main body of the building, are brought up through exterior walls, in a manner which will be described fully further on.

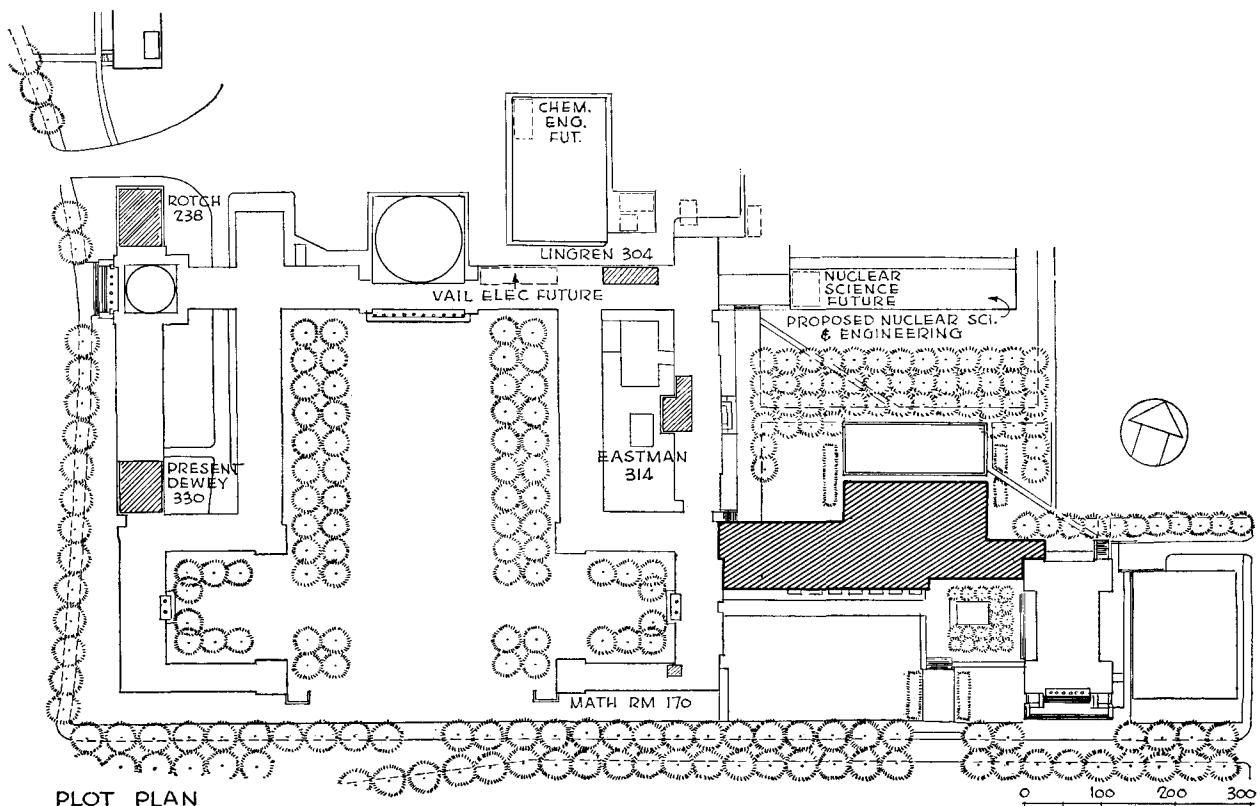
The grid of fine lines represents standard "bays" with the columns at the intersection points. It will be noticed that bays are of two sizes. In the main east-west wing their dimension is larger — 27 ft. by 31 ft. 6 in. — and adapted primarily to reading rooms, though they lend themselves to the introduction, at any future time, of any desired stacks. In the northerly L, whose primary use for storage can scarcely be expected to change, they are smaller — 27 ft. square — and adapted primarily to stacks, studies, and the individual study cubicle which librarians call a "carrell." The reason for a uniform ceiling height of 14 ft. 8 in. will appear in a moment. Together, these standard bay dimensions create two sizes of empty cubage — the all-important "modules."

Their sizes give them almost infinite convertibility.



The external relationships are indicated on the plot plan at the bottom of this page. These relationships, too, are critically close. The main shaded area represents the new building containing the new general library. The smaller shaded areas represent the branch libraries devoted to specialization. Between the two the relation is intimate. The new library houses the central administration; it acts as a repository for older and "fringe" material dealing with the specialties; it contains the master index.

The connection is by corridors. All M.I.T. is strung on corridors. Mechanically, this need for through passage set the new building height. It was more important than the mere height of stacks. Fortunately it lent itself to good human scale. The full height made good reading rooms. The half-height (a net of 7 ft. 2 in.) was adequate for stack galleries and carrels. (The vertical section appears on page 106.)

Yet mechanical solutions did not content the architects. They capitalized the corridor scheme in terms of plan, composition, and drama. In composition it permitted the new building to be deftly tied in with the older ones despite the older eclectic style. In plan it provided a "backbone," subdividing large areas and making them easy for a newcomer to find. But the most effective use was a use as drama, as showmanship, which is worthy of closer inspection.



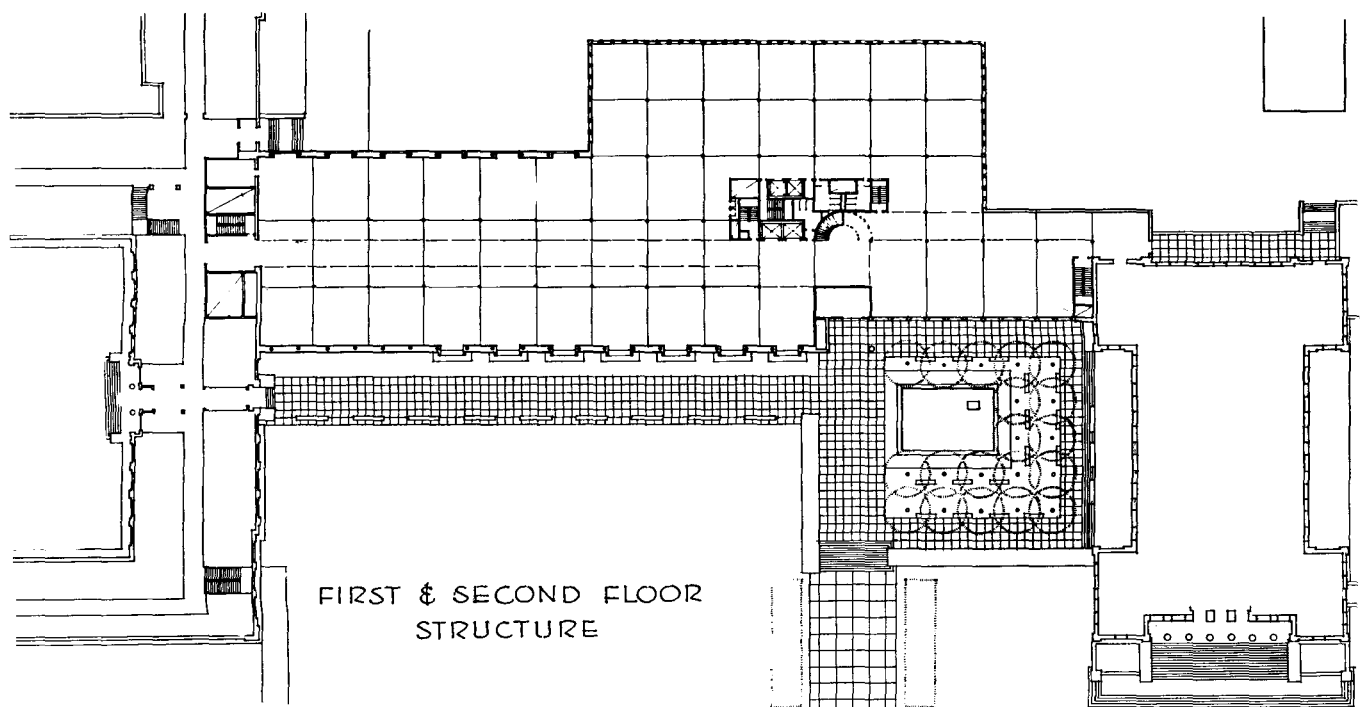
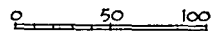
PLOT PLAN



BUILDING NUMBER TWO  
SOUTH ELEVATION

HAYDEN MEMORIAL LIBRARY

WALKER MEMORIAL



FIRST & SECOND FLOOR  
STRUCTURE

## INTERCOMMUNICATION AND USE

It is by reference to the corridors that the first-floor plan (across-page) may most easily be grasped. The corridor, as we have just seen, extends all the way through the entire institution. On its way through the Hayden Library it will conjoin the working areas of M.I.T. with the recreational area. The opportunity has not been missed. The corridor has been turned, in the phrase of the director of libraries, into an "avenue of culture" where the student will naturally pass. No effort is spared to convert the entrances to reading rooms adjoining into effective, though dignified, show rooms. Reading from left to right, the student on his way passes first the Dard Hunter Paper Museum on his left and an exhibition room on his right. The reading rooms next following, on both sides, pertain to general culture. Their entrances are made inviting by glass fronts. Finally, just off the pool at the entrance, in the most attractive natural situation of all, is the recreational reading room (marked "Cilley Collection" on the plan) where students may read for pleasure and, in a friendly atmosphere, cultivate what the architect calls "the beginnings of self-discipline." The entrance itself, with its pool and low trees, is arranged as a reading and lounging terrace "to give pleasant and inviting surroundings on sunny days."

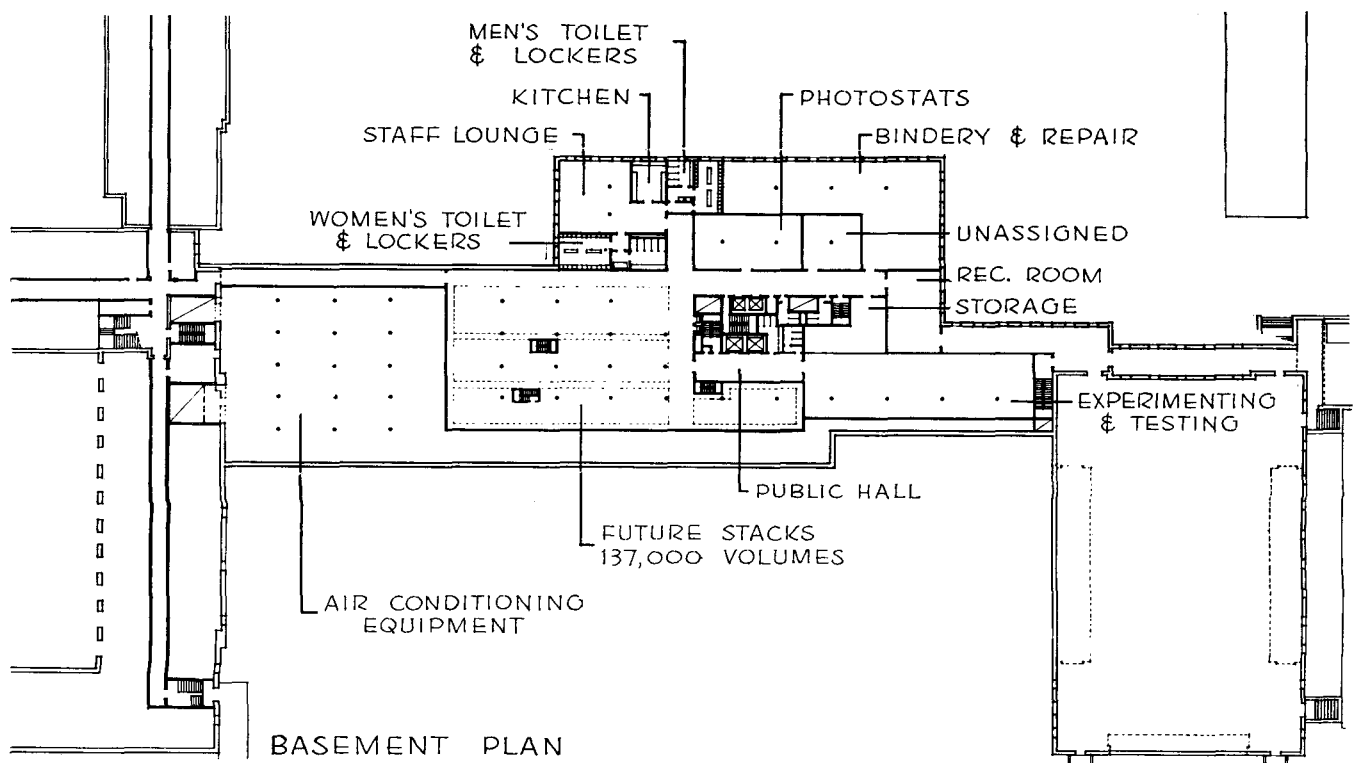
The basement (see plan below) is a center which by

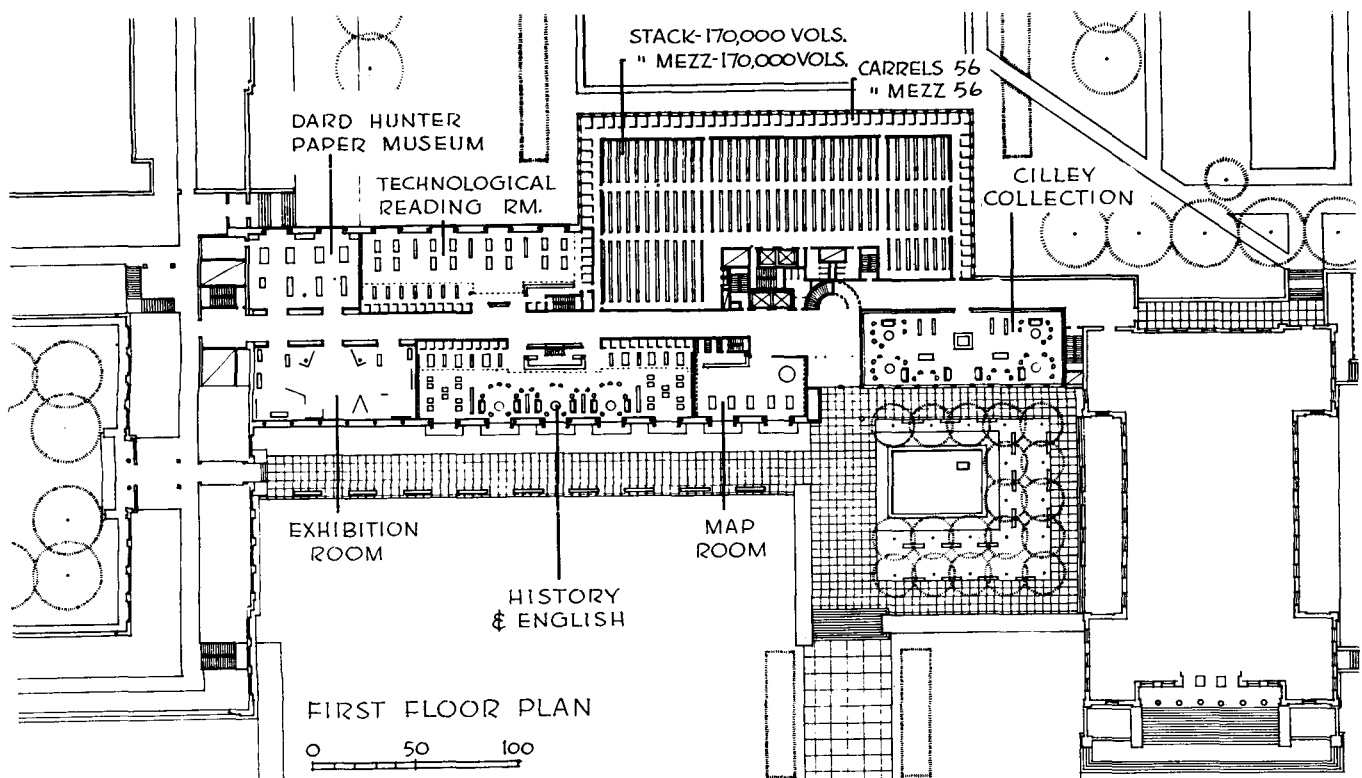

nature is largely technical. It is here that, potentially, the library can become a laboratory in itself. Apart from the usual air conditioning and other service equipment, the basement contains not only future stack space but also the facilities for binding and repair, for photostats, and — it may be interpolated — for the nucleus of that future growth in automatic and time-saving devices for which the development of libraries is so urgently calling.


The basement is not isolated to itself. It may be noted that it is connected at regular intervals with the first floor by stairs leading directly into the reading rooms.

These stairs may be used in a variety of ways, depending on how the library may in the future be used, and depending also on the judgment of the undergraduate readers. Manifestly they are offered the opportunity to duck down, after a period of concentrated reading, for a moment's recreation (presumably at some such pastime as table tennis). Since the same opportunity exists whether reading has been concentrated or not, the opportunity is real for what the architect has already been quoted as describing with the word "self-discipline."

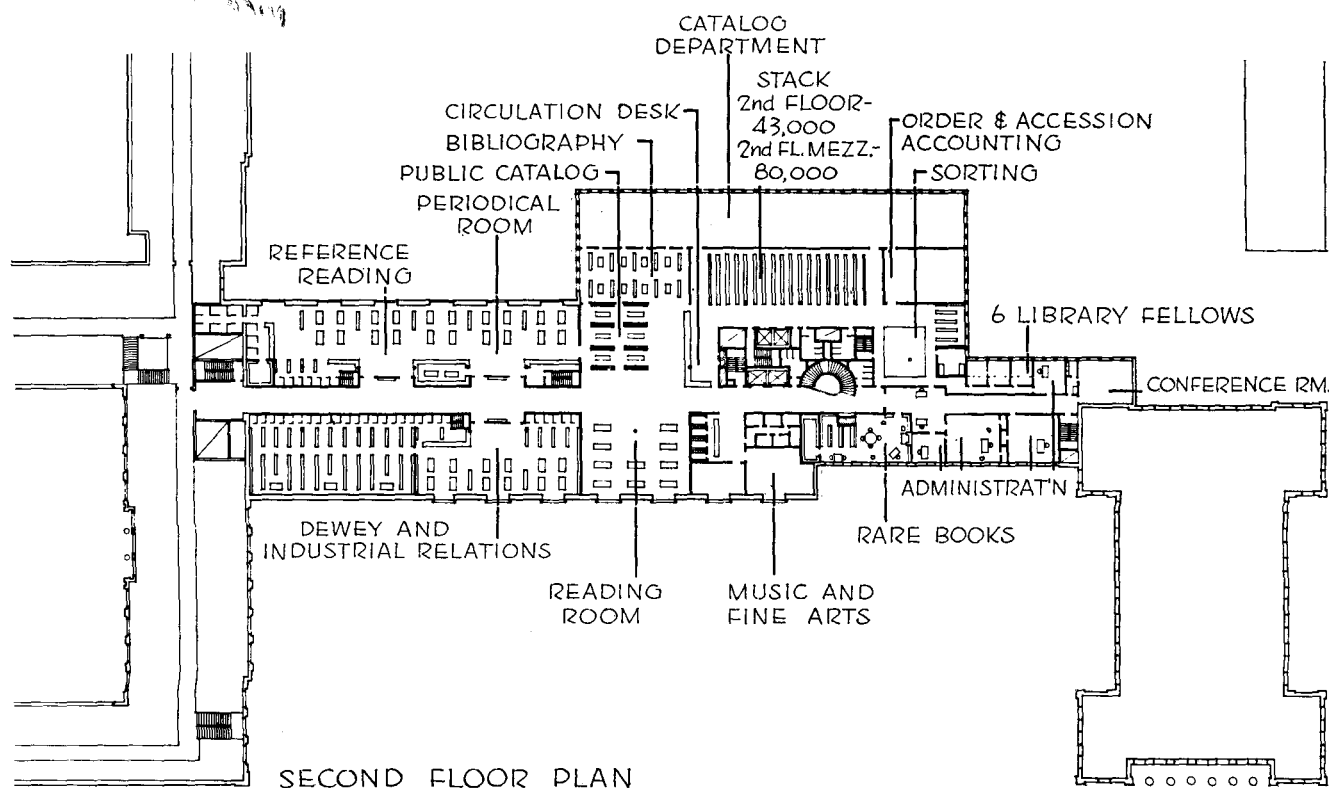
The second floor combines further reading rooms with central library facilities, the third gives space to studies, offices, and the chance for future growth.






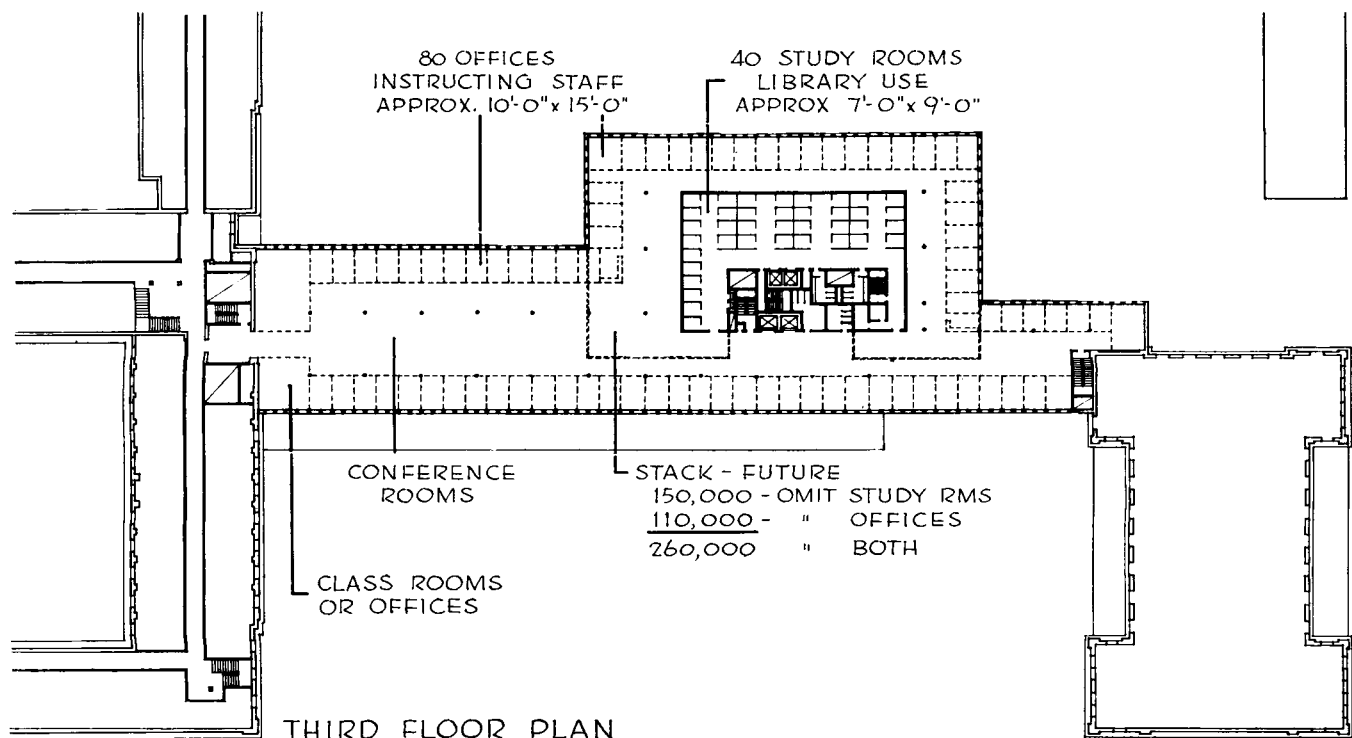



"On the second floor will be found the research library center of the Institute, centrally located, and servicing the present branch library system. Here will be found the services of complete catalogue, bibliography, reference reading room, the main periodical center of scientific current literature, and staff and administration intimately associated to encourage and guide scholarship and its requirements. Both the humanities library and the central research library will be as readily accessible to the outside world as they are to the more closely related life of M.I.T."





The renderings appearing on these two pages portray reading-room views that characterize both the first and the second floor in the Hayden Library. Across-page is seen the side of a room toward the corridor, and directly above the side toward the windows. Although the furniture disposition differs, it will quickly be recognized that the basic dispositions are alike. Indeed, the two interior arrangements which are displayed serve to suggest the great variability intrinsic to a carefully considered modular disposition. The gallery may be included or omitted and stacks introduced as desired

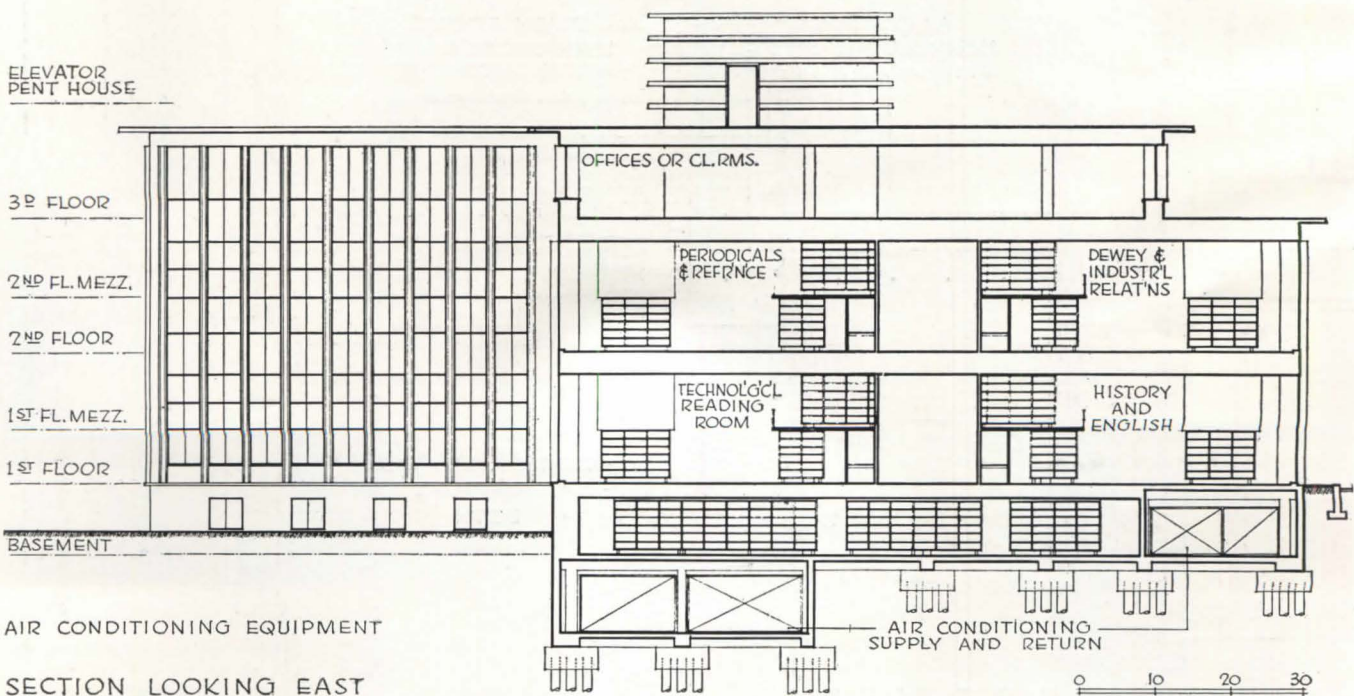




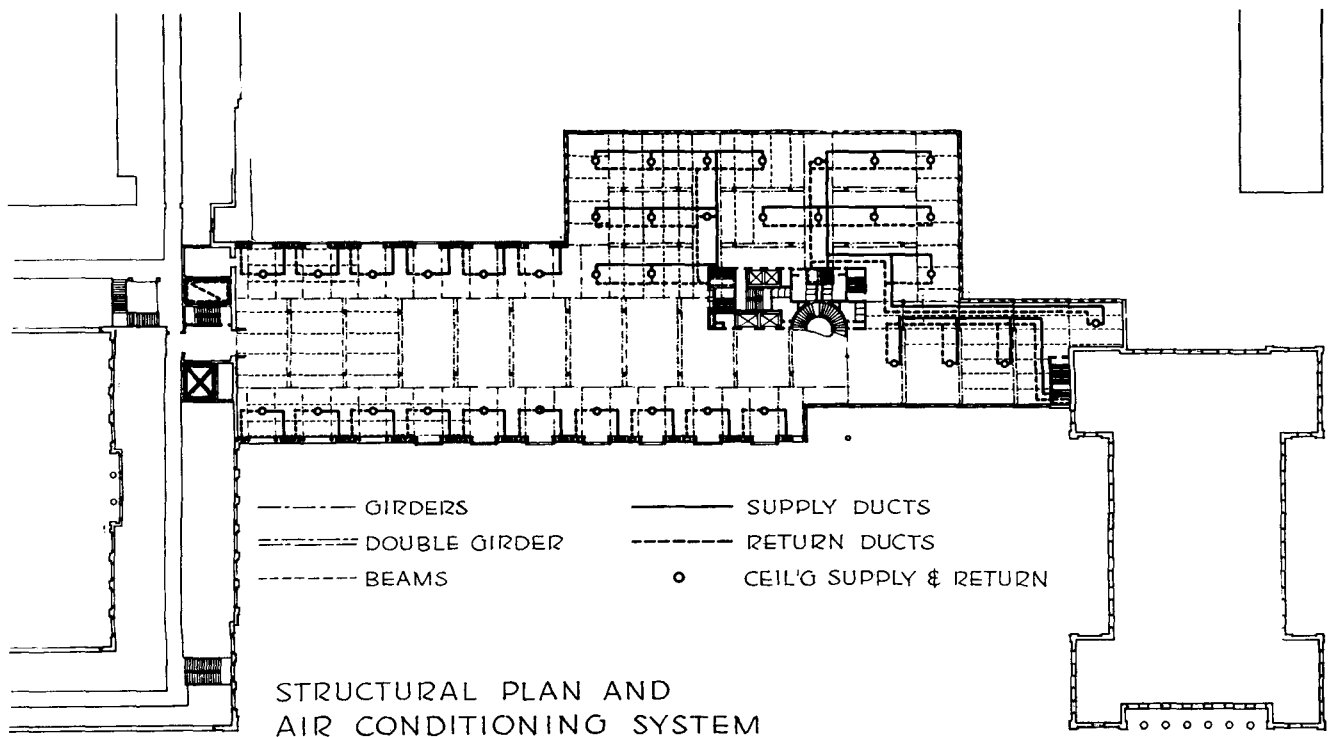
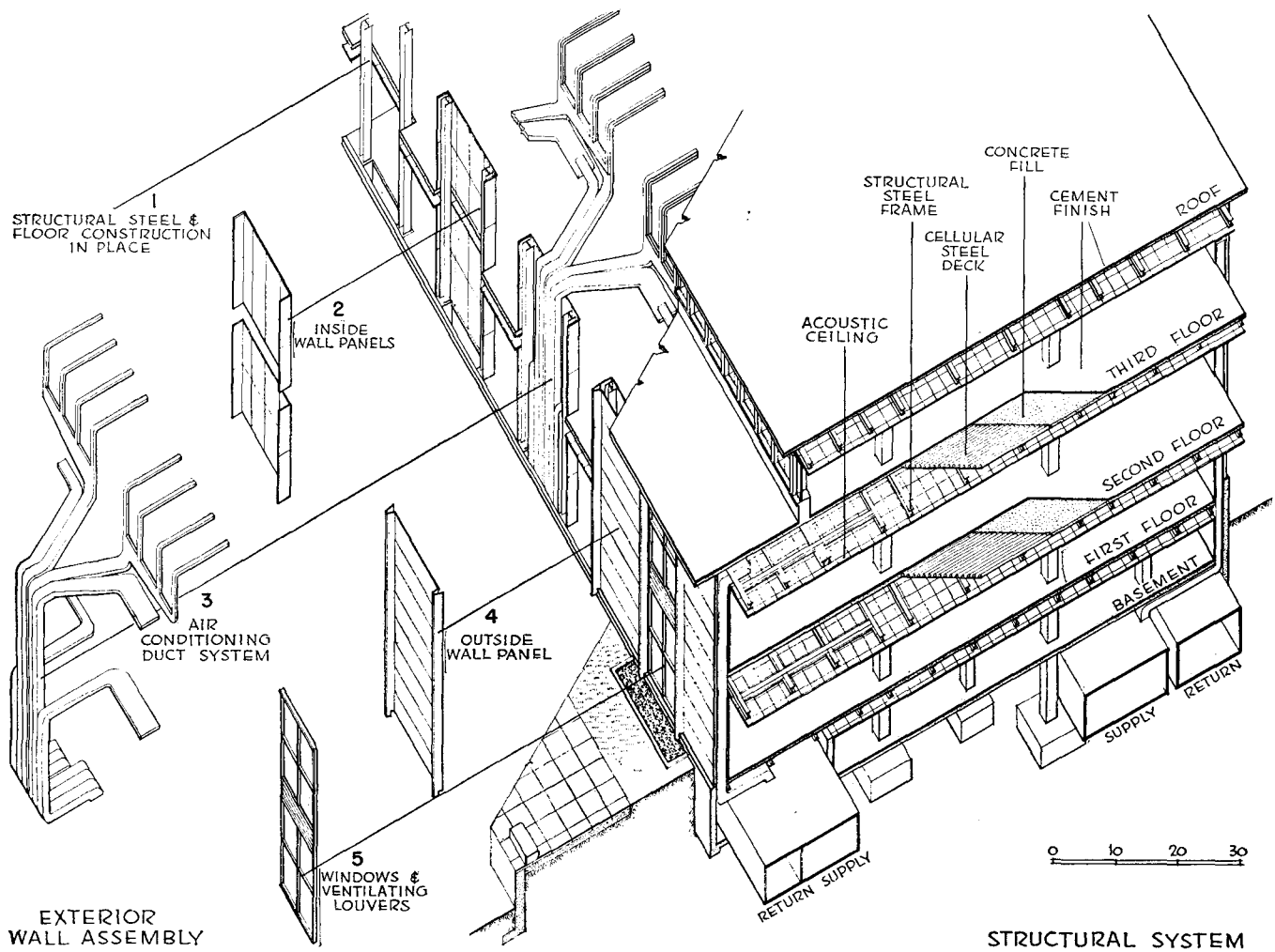
## DESIGN CORRELATION

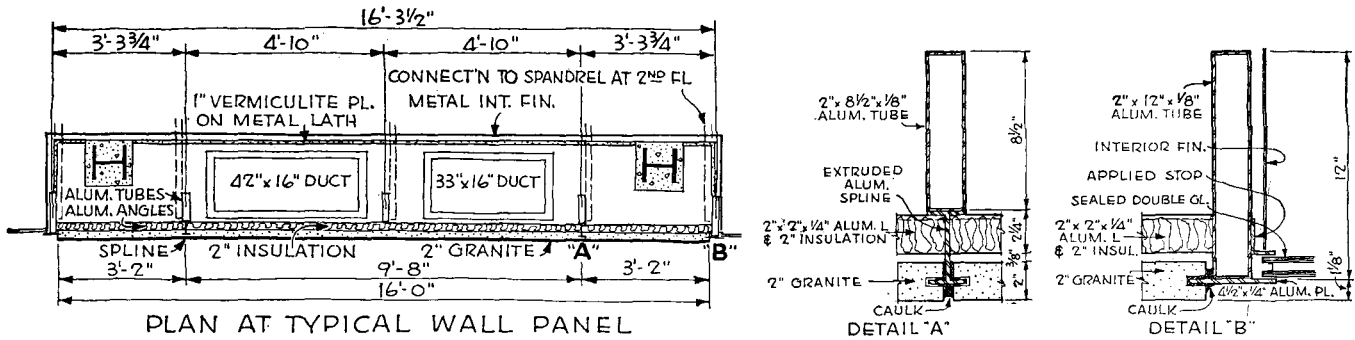
Purposely there are exhibited together, on these two pages, the rendering of a choice rare-book room and the basic diagrams of the mechanical system. The calm and serene atmosphere of the finished room must depend, in actual use, to a large degree on the efficient functioning of the mechanical services. Yet these in turn derive their specific design from the architectural dispositions

— in particular the floor-to-ceiling alternation of glass panels with solid wall panels in the outer wall. The wall panels, forming the deep embrasures, yield space for the ducts. The location of the rare-book room is shown on the second-floor plan, page 103. The isometric drawing (across page) of the structural system and exterior wall assembly is explained further on page 108





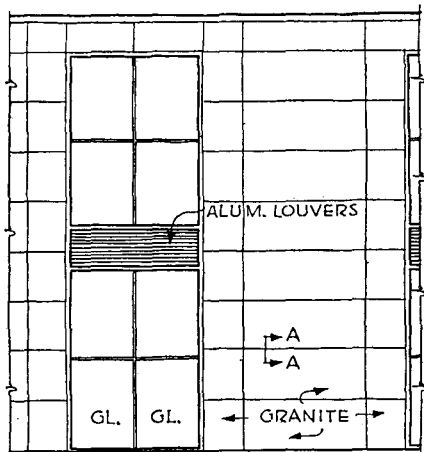




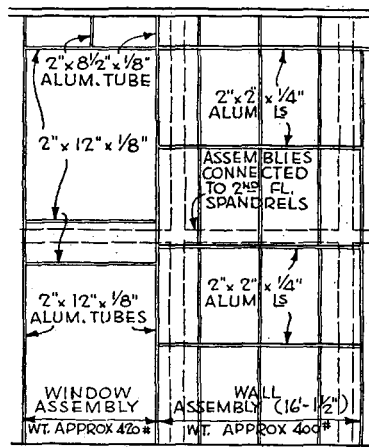
## OUTER WALL STUDY IN RED GRANITE

The details indicated on this page represent the architects' latest study for the exterior wall. Polished red granite is the material that has been used in later studies. As may be seen in the part-elevation appearing immediately below, this material will produce some change in the external appearance of the Hayden

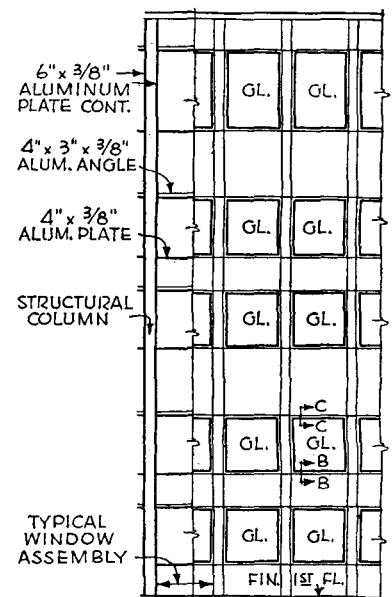
Library as compared with the renderings — in the direction of a fine elegance. The window surrounds are reduced to the extreme simplicity of a sharp arris, played off against the line of the thin metal frames. It would be difficult, in any treatment in metal in large sheets, to obtain just this quality of utter smoothness



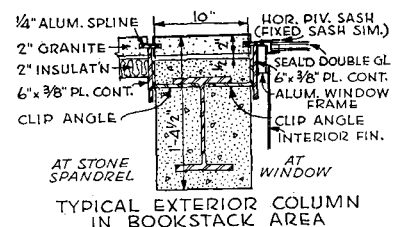
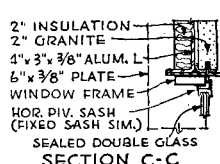
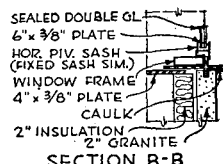
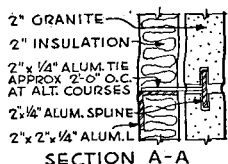
ELEVATION OF FIN. EXTERIOR WALL READING ROOM AREA




ELEVATION OF ALUM. FRAMEWK' READING ROOM AREA



ELEVATION OF EXTERIOR WALL AT BOOKSTACK AREA

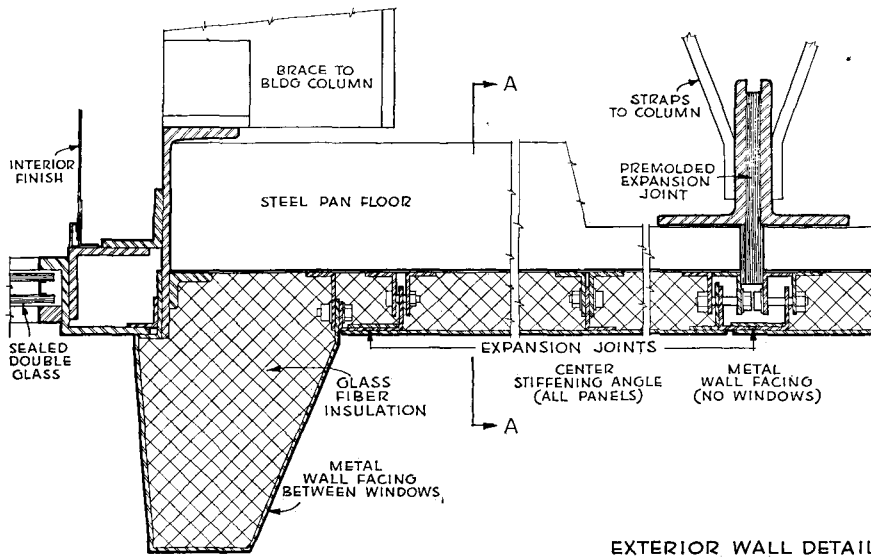




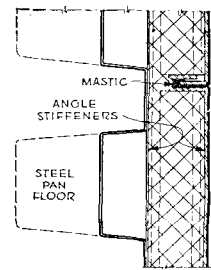
## OUTER WALL STUDY IN ALUMINUM FACING

Although the idea of a metal facing for the Hayden Library may not be chosen, the earlier study seen on this page is still full of interest. The detail shown below was the basis for the rendering shown above. The expectation was that the metal wall-covering might be obtained in huge panels, all factory-made. In

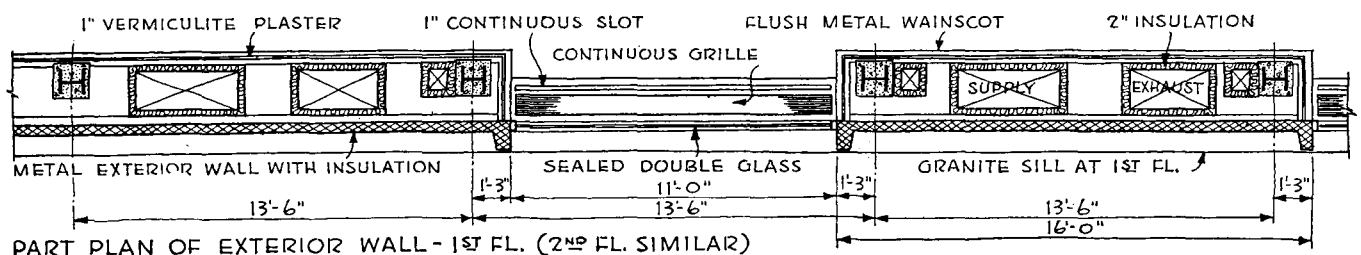
the study shown, stiffening was to be obtained by a backing of steel-pan floor shapes placed with the corrugations running laterally (sketch of horizontal joint, "A-A"). To these would be attached the vertical channels serving to hold the aluminum sheets and to provide a space for insulation material.



EXTERIOR WALL DETAIL




HORIZONTAL JOINT A-A



PART PLAN OF EXTERIOR WALL - 1ST FL. (2ND FL. SIMILAR)

Entrance to a reading room, treated as an inviting display along a corridor which serves as an "avenue of culture" — the librarian's term for it. "Let us hope," he says, "that the intellectual attraction will be no less apparent than the architectural one"



## CONTROLLED CONDITIONS—AND THE HUMAN ELEMENT

Although the architects' detailed plans for lighting cannot yet be presented in as full detail as the method of air conditioning (see Architectural Engineering Section, page 117) the basic approach is in keeping with the general attitude manifest throughout.

Lighting is being considered not as a problem in itself but as a component part of what may be described as the total *setting* found by the library's guest. Measurements in footcandles and reflection values take an important but a subordinate place. Artificial illumination, with its steady and unaltering characteristics, is not accepted as the panacea of the lighting engineer. Rather, its great resources are employed to arrive at the best total combination with the best in daylight.

The argument of the engineers is that daylight, with its variations, introduces an incalculable, and therefore less than perfect, element. The attitude of the architects is that people love daylight; that there are differences of individual preference; that some people like changing moods; that if pleasure in work depends on sentiment, then sentiment enters the data no less than "performance standards" expressed in statistical terms whose validity may be less than ultimate.

Specifically, the alternation between vertical wall and vertical glass panels is accepted as giving the reader a *personal choice*. *Not enough* is yet known about the eye to be sure that all eyes are alike. Let those who prefer to sit in full sun brightness choose that kind of a seat; let those who prefer more shade have what they wish. Later

an ophthalmologist may find that there was a valid reason, in both instances.

What artificial light can do during daytime is to smooth out those extremes which are *known* to be deleterious. Thus, it is contended, for example, by those who favor uninterrupted glass walls, that there is a vicious effect in the sharp alternation between light windows and dark outer wall, which results in so-called glare. Yet there may be more than one way in which to skin the cat. By punching a high level of well diffused artificial light into the room as a whole, the fixtures supplied by the modern industrialist permit us to have our "sentimental" daylight and *still* not suffer the glare. And along with daylight we keep the distant view.

Such, at any rate, is the architects' considered opinion. It falls into a controversial realm but at the very least, from those of different persuasion, it must command respect.

In its own way, this approach underlines the quality that is manifested in the designs for the Hayden Memorial Library taken as a whole. They represent technical competence shot through with humanism; scientific means used not as an end in themselves but as an enrichment of human experience. It is perhaps not unfitting that a library which seeks to complement the most accurate and searching scientific research with the broad disciplines of humanistic knowledge should have been designed by a firm of architects *and* engineers, or, if you prefer, engineers *and* architects.

# THE "MODULAR" LIBRARY

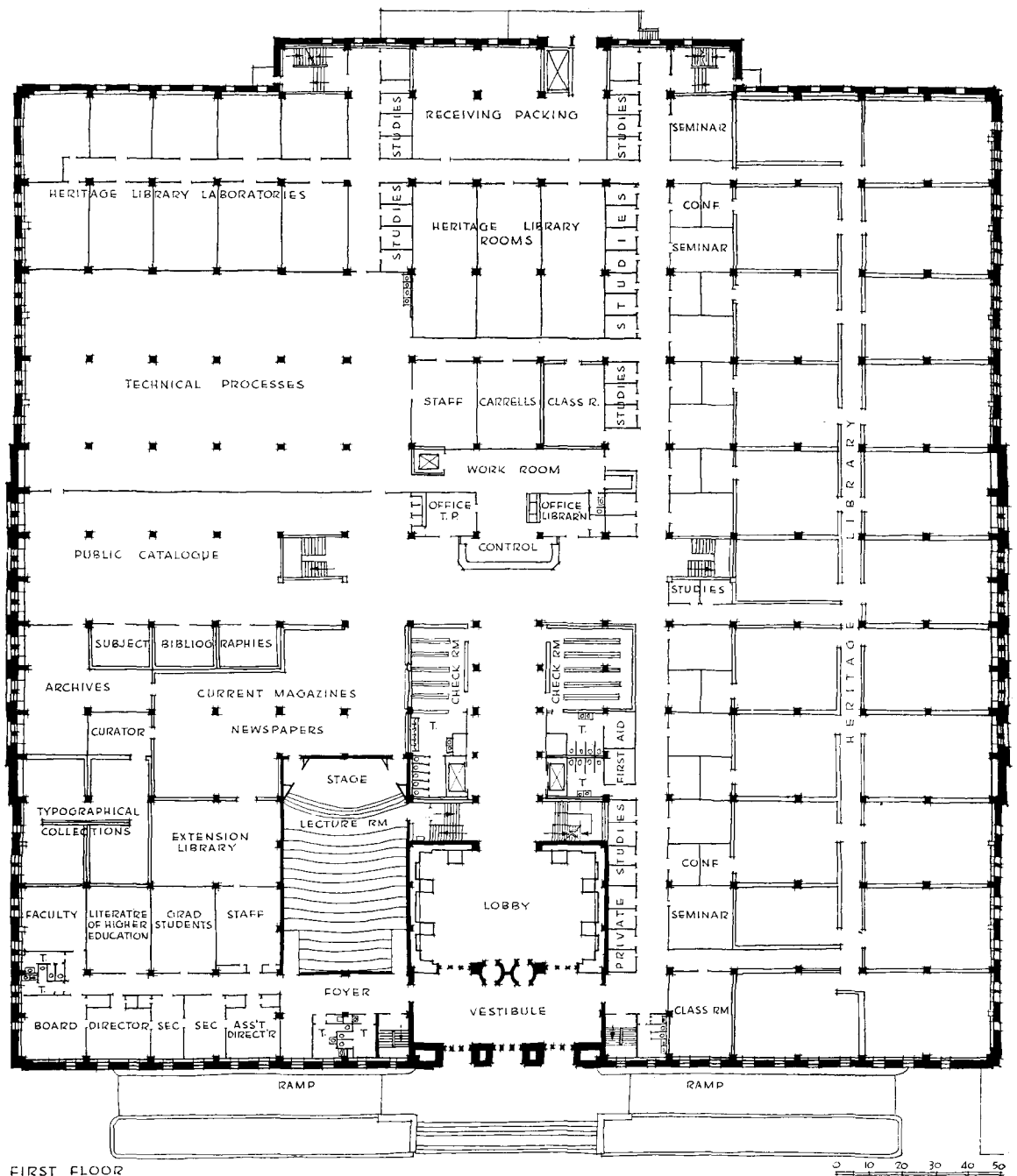
*Keffer and Jones, Architects and Engineers*

RATHER than a great architectural monument, the building will be a sensible workshop in which instructor and student can work together." This is the clear cut objective of the Library Planning Committee and architects of the proposed library at State University of Iowa. The "Iowa Plan" bases its layout and construction on a single "module" size, between uniformly spaced columns and uniform ceiling height, that will best accommodate the full range of typical library functions. Columns throughout the structure will serve as anchors for either movable wall partitions or free-standing bookstacks, both of which are interchangeable; and

ducts and electrical raceways will be fed through the columns into each space module in a set pattern.

The result will be a library interior which can be divided into a large number of informal reading centers that can be arranged at will. In this way, "the proposed library will contrast directly with the traditional university library in which each function is given its own specially designed quarters, i.e., stackroom, reference, reserve, periodical and newspaper room, carrels, and offices . . . a balance which is soon destroyed by changing needs."

Aside from combating the threat of obsolescence, the



FIRST FLOOR

0 10 20 30 40 50

committee indorses this informal and flexible arrangement of library functions in an effort to bring the advantages of a scientific laboratory to departments outside the sciences. The library is not meant as a mere "storehouse for books," but as a "center where new methods of teaching and new faculty-student relationships may emerge, and where students may gain knowledge from direct and positive participation in research." Ralph E. Ellsworth, Director of Libraries, states, "We think that the best results come about when you create a natural working relationship between the student and the faculty. By that I mean that the sciences have been able to accomplish wonders, not because of their curricula, but because of their scientific method. We are simply trying to provide facilities which will permit the development of similar methods in the social sciences and humanities."

These objectives — flexibility and informality — are achieved through a basic structural and planning unit of remarkable ingenuity. (See detailed discussion on page 115.) As can be seen by the plans, the library is

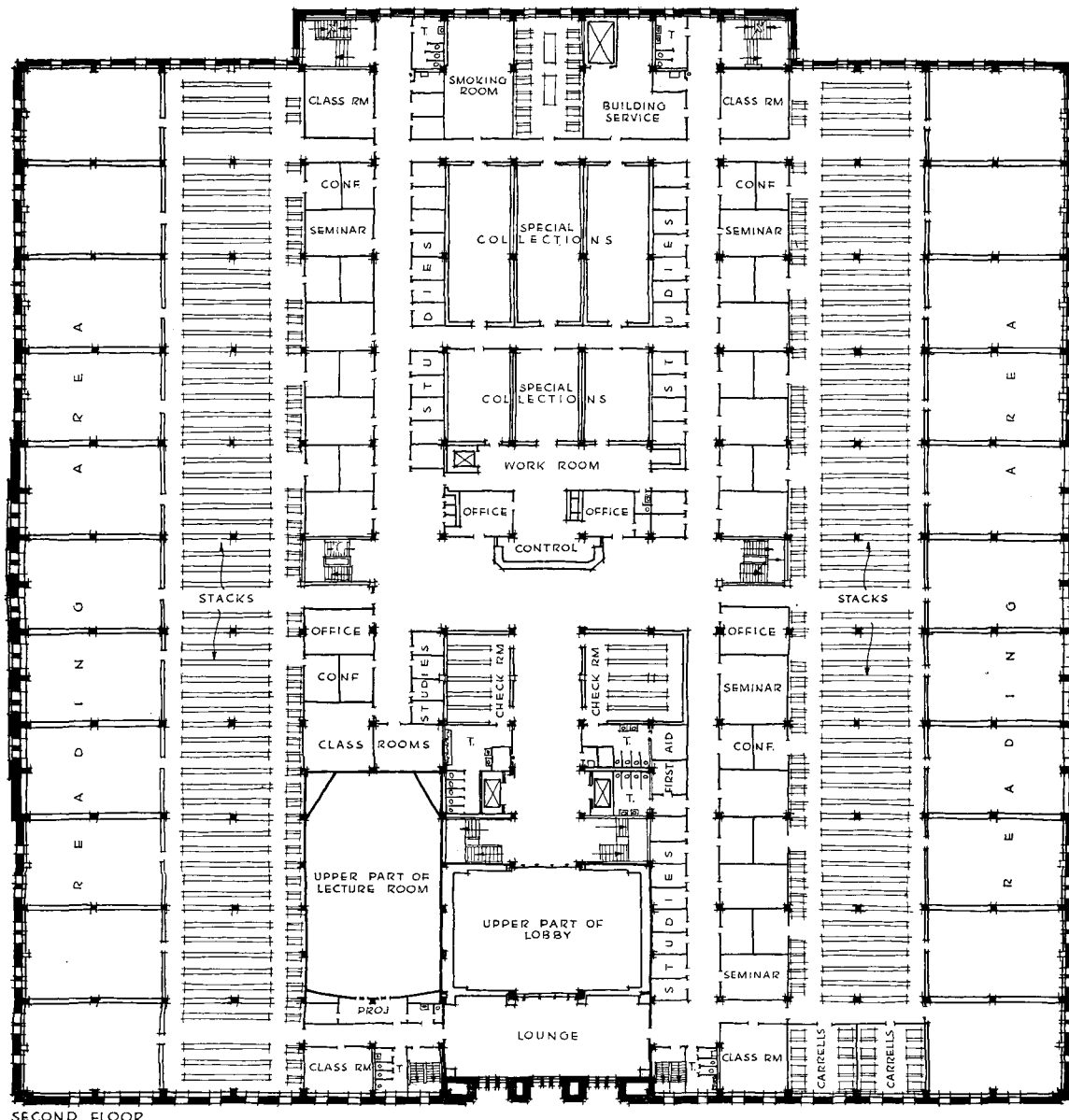
merely an extension of the familiar loft building idea of great open areas broken only by structural supports, spaced at regular intervals.

Library functions will, in general, fall within two main groups: those of the "Heritage" or "General Education" library, on the first floor, and those within "areas of concentration and research" on the floors above.

The "Heritage" library will be arranged chronologically around the historical periods that have most affected man's thinking, with each period divided into categories.

Thus it will become a skeletal outline of human achievement composed of models, maps, pictures, books, posters, phonograph records, slides, objects, and motion pictures. A lecture hall is provided for motion pictures, and is suitable also for lectures, group conferences, and forum discussions.

Also included in the "Heritage" library will be required reading for the basic group of courses in the Arts College. Therefore, most students will make considerable use of it as part of their required reading program.



SECOND FLOOR

Areas of concentration and research are grouped, for the most part, on the upper floors, and provide facilities for advanced instruction and research. There the different university departments will each have its own nucleus of study areas. Interdepartmental programs are constantly in the process of formation and dissolution, and the physical structure of the library offers particular advantages for this reason.

Each individual subject center is planned to contain all types of library materials concerned — reference, reserve, pamphlets, and bibliography, with each collection divided into two groups, for storage and for teaching. The teaching collection will be contained on shelves forming the walls of the reading areas. Storage collections will be placed between the reading areas and the carrells in which individual researchers will work. This arrangement keeps the collection of material for each subject small enough to be comprehended by the student, and yet close to the storage collection with full facilities for the researcher.

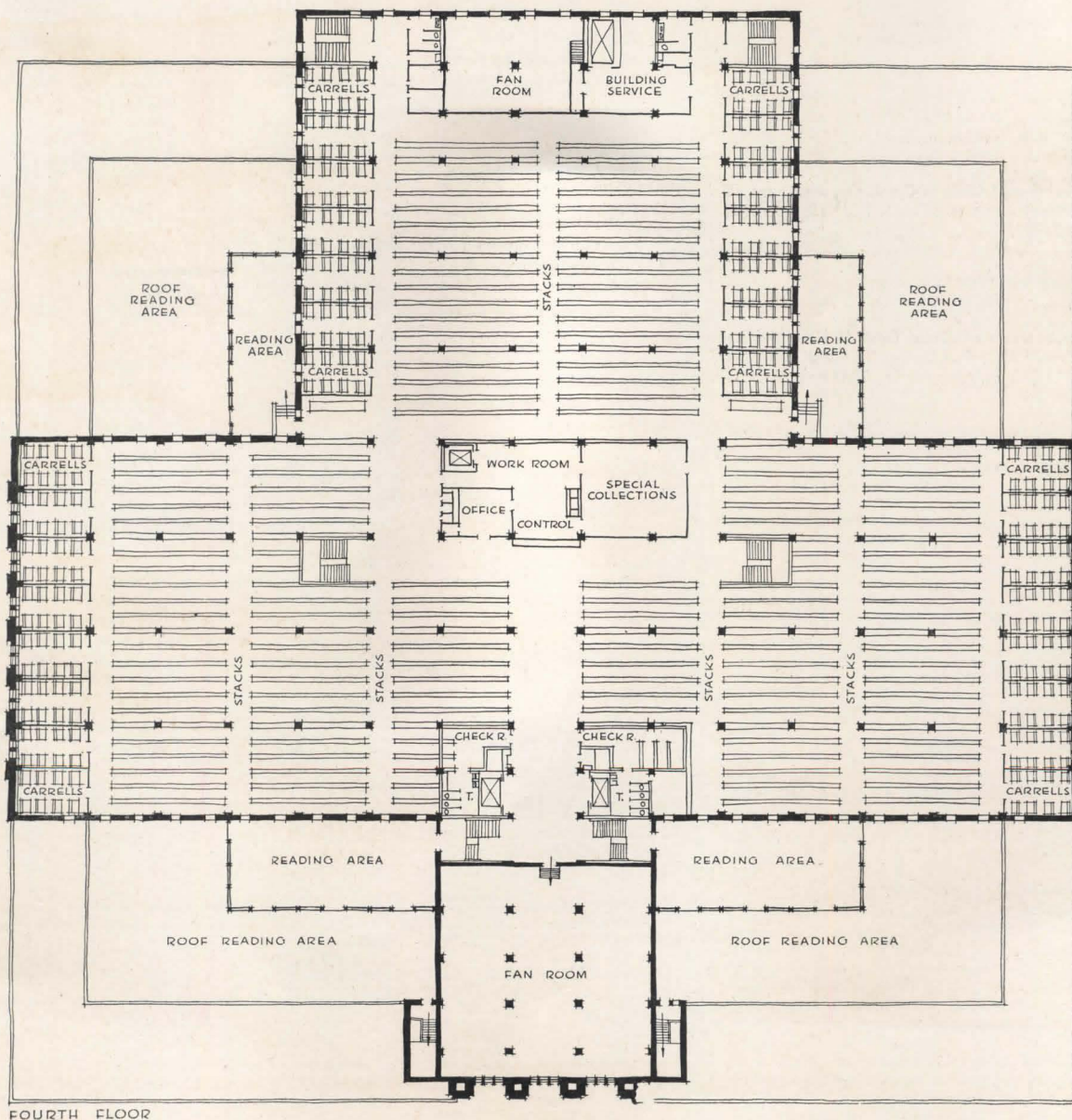
Each subject center will have its faculty offices,

consultation rooms, seminars, and space for use of audio-visual aids. Changes in space allocation can be made to meet the current needs of each center, since all partitions and bookstacks are movable and interchangeable.

Seminar rooms will be used for tutorial or seminar classes smaller than 25 in number. All strictly lecture classes will be held in other university buildings, but small classes that use library materials freely will be housed in these seminar rooms.

The third floor, which is not shown in plan, resembles the second floor in its facilities. Main difference is in the location of bookstack storage areas which are grouped in the rear of the building, while reading rooms are brought to the front. The space over the lecture room and lobby is devoted to reading rooms and studies.

The main questions left open by the plan are whether floor areas so large, with subdivisions so complex, can quickly be explained to successive generations of newcomers, whether they can efficiently thread the maze, and whether they will feel at home.



# BIBLIOGRAPHY ON UNIVERSITY LIBRARIES

## ARCHITECTURAL PERIODICALS

**Libraries. American Architecture: 1891-1941. Part II. ARCHITECTURAL RECORD:** Feb., 1941, pp. 84-87.

**The Houghton Library of Rare Books.** Perry, Shaw and Hepburn, Architects. ARCHITECTURAL RECORD, July, 1943, pp. 42-47.

**Microfilm Library.** Richard M. Bennett, Architect. ARCHITECTURAL FORUM, Oct., 1940, p. 305.

**Additions to Wheaton College.** Hornbostel & Bennett, Architects. ARCHITECTURAL FORUM, Jan., 1943, pp. 81-83.

**Library for Carroll College.** Ides Van Der Gracht and Walter H. Kilham, Jr., Architects. ARCHITECTURAL FORUM, April, 1943, pp. 66-70.

**Skidmore College Library.** Louis E. Jallade, Architect. PENCIL POINTS, July, 1941, pp. 457-60.

**Yale Medical Library.** Grosvenor Atterbury, John A. Tompkins and Frank Dvorak, Associated, Architects. PENCIL POINTS, Jan., 1942, pp. 31-36.

**Museum and Library, Cranbrook Academy.** Eliel Saarinen, Architect. PENCIL POINTS, Dec., 1943, pp. 36-49.

## OTHER PERIODICALS

**Requirements of Good Desk Lighting.** By C. E. Ferree and G. Rand. AMERICAN JOURNAL OF OPHTHALMOLOGY, March, 1937, pp. 286-292.

**Planning for Postwar Library Building.** By Joseph L. Wheeler. AMERICAN LIBRARY ASSOCIATION BULLETIN, March, 1942, p. 183.

**Library Buildings, Round Table.** AMERICAN LIBRARY ASSOCIATION BULLETIN, Sept. 15, 1942, pp. 103-04.

**A Library for the Undergraduate College.** By Alexander Laing. COLLEGE AND RESEARCH LIBRARIES, Sept., 1940, pp. 314-21.

**Essentials of a University Library Building.** By Frank K. Walter. COLLEGE AND RESEARCH LIBRARIES, Dec., 1940, pp. 40-46.

**Colorado University's Divisional Reading Room Plan; Description and Evaluation.** COLLEGE AND RESEARCH LIBRARIES, March, 1941, pp. 103-109.

**Lighting the Library.** COLLEGE AND RESEARCH LIBRARIES, June, 1941, pp. 231-36.

**Library Table Lighting.** By John O. Kraehenbuehl. COLLEGE AND RESEARCH LIBRARIES, Sept., 1941, pp. 306-17.

**American College Libraries in the Postwar Era.** By Robert Ward McEwen. COLLEGE AND RESEARCH LIBRARIES, Sept., 1942, pp. 293-97.

**Future of the College Library.** By Carter Davidson. COLLEGE AND RESEARCH LIBRARIES, March, 1943, pp. 115-19.

**A Library Reorganizes Through Building.** By Randolph Church. COLLEGE AND RESEARCH LIBRARIES, Sept., 1944, pp. 315-21.

**Audio-visual Aids and the College Library.** By B. Lamar Johnson. COLLEGE AND RESEARCH LIBRARIES, Sept., 1944, pp. 341-46.

**The Circulation Department: Organization and Personnel.** By H. G. Bousfield. COLLEGE AND RESEARCH LIBRARIES, Dec., 1944, pp. 45-50.

**Postwar Plans for a University Library Building.** By Charles W. David. COLLEGE AND RESEARCH LIBRARIES, March, 1945, pp. 112-17.

**The Promise of Microprint.** COLLEGE AND RESEARCH LIBRARIES, June, 1945, pp. 170-83.

**Buildings and Architecture.** By Ralph E. Ellsworth. COLLEGE AND RESEARCH LIBRARIES, June, 1945, pp. 279-81.

**Microphotography in a University Library.** By Danton J. Periam. JOURNAL OF DOCUMENTARY REPRODUCTION, Jan., 1938, pp. 297-315.

**Bookstack Planning with the Cubook.** LIBRARY JOURNAL, LXI (1934), pp. 52-54.

**New Salem College Library.** By G. L. Sievers. LIBRARY JOURNAL, June 15, 1938, p. 513.

**Ralph Gibson McGill Memorial Library.** By M. A. Ailman. LIBRARY JOURNAL, Nov. 15, 1938, pp. 864-66.

**New Library Building at Goucher College.** By C. H. Brown. LIBRARY JOURNAL, April 1, 1939, p. 276.

**New Library of the College of New Rochelle.** By A. M. Cieri. LIBRARY JOURNAL, April 1, 1939, pp. 262-64.

**Rose Memorial Library of Drew University.** By O. G. Lawson. LIBRARY JOURNAL, Aug., 1939, pp. 579-83.

**Babson Institute Library.** By G. A. Cam. LIBRARY JOURNAL, Dec. 15, 1939, pp. 961-64.

**Western State College Dedicates a New Library Building.** By Evelyn Bartlett. LIBRARY JOURNAL, April 1, 1940, pp. 283-84.

**Rockford College Library.** By J. M. Sharpe. LIBRARY JOURNAL, Dec. 15, 1940, pp. 1064-65.

**Georgia State Woman's College Library Dedicated.** By L. Patterson. LIBRARY JOURNAL, June 15, 1941, pp. 540-42.

**How a \$400,000 College Library Was Planned.** By Mother M. Gertrude. LIBRARY JOURNAL, July, 1941, pp. 599-600.

**New South Georgia College Library Building.** By A. W. Jones. LIBRARY JOURNAL, Jan. 1, 1942, pp. 20-21.

**San Jose State College Library.** By Joyce Backus. LIBRARY JOURNAL, Oct. 1, 1942, pp. 825-27.

**Henry Pfeiffer Memorial Library, MacMurray College for Women, Jacksonville, Illinois.** By E. Creek. LIBRARY JOURNAL, Dec. 15, 1942, pp. 1087-90.

**Proposed Library Building for Queens College.** By Charles F. Gosnell. LIBRARY JOURNAL, July, 1943, pp. 547-50.

**Saint Mary's College Library.** By Sister M. Rita Claire. LIBRARY JOURNAL, July, 1943, pp. 551-53.

**Library Punched Card Procedures: Past Experience and Future Possibilities.** By David K. Maxfield. LIBRARY JOURNAL, June 15, 1946, pp. 902-05.

**Library Noise.** By E. W. McDiarmid and G. R. Tatum. LIBRARY QUARTERLY, Aug., 1938, pp. 200-09.

**Centralized Cataloging for Scholarly Libraries.** LIBRARY QUARTERLY, July, 1945, pp. 237-43.

## BOOKS

**An Estimate of Standards for a College Library.** By Blanche P. McCrum. Journalism Laboratory Press, Lexington, Va., 1937.

**Circulation Records Control by Punched Cards.** Montclair Public Library, Montclair, N. J., 1942.

**College and University Library Buildings.** By Edna R. Hanley. Chicago: American Library Association, 1939.

**Philadelphia Libraries: A Survey of Facilities, Needs and Opportunities.** Bibliographical Planning Committee of Philadelphia, University of Pennsylvania Press, 1942.

**Photographic Reproduction for Libraries: A Study of Administrative Problems.** By Herman H. Fussler. University of Chicago Press, 1942.

**Standards for College Buildings.** By S. E. Evenden, G. D. Strayer, and N. L. Engelhardt. Teachers College, Columbia University, New York City, 1938.

**The American Public Library.** By Joseph L. Wheeler and Alfred Morton Githens. Charles Scribner's, New York, 1941.

**The Scholar and the Future of the Research Library.** By Fremont Rider. Hadham Press, New York, 1944.

**The University Library.** By L. R. Wilson and Maurice F. Tauber. University of Chicago Press, Chicago, 1945.

**The University Library Building.** The American School and University (yearbook), 1941.



# ARCHITECTURAL ENGINEERING

TECHNICAL NEWS AND RESEARCH

## LIBRARY CONSTRUCTION FOR INTERCHANGEABLE USES

FROM the example of outstanding libraries on the boards today, first step in library planning is to adapt the structure to a modular division and re-division of space. This means selecting a bay as a cubic module between columns and floors, which can be grouped conveniently into bookstack areas and reading rooms, or subdivided into seminar rooms, conference rooms, and carrels. Architects will readily trace this trend back to the loft type of building which offers maximum flexibility in arrangement and rearrangement of rooms and work space over large areas.

Such a cubic module might for example be a bay 18 ft. by 27 ft. between columns, and about 8 ft. 6 in. high. Length and width are close to multiples of 3 ft. to accommodate 3-ft. bookstacks and movable partitions, and vertical dimension is related to their height. As a result, bookstacks can be placed where needed, and stock partitions moved when rooms are relocated. Even portions of decks can be removed if dry construction with movable floor panels is used, in order to raise the ceiling height in newly created large areas.

The question is no longer *whether* to introduce modular design but *how*? Should provision for internal flexibility be made over the entire floor area on every floor, or are there some areas, such as the main bulk of the bookstacks, that can confidently be expected to stay put? This question is not one of structure alone, but one of structure in relation to services and equipment: services such as air conditioning; equipment such as elevators, stairs, and plumbing.

The new modular approach differs from that of just yesterday in relation to the bookstacks. Architects are familiar with bookstacks whose supports can serve as an integral part of the building skeleton up to a height of 12 tiers (6 stories). Such a structure is permanent, however. The newer idea seems to be to use free-standing bookstacks that can be moved to new locations.

Critics of modular-space library planning point out that the idea of making practically an entire library interior im-

mediately convertible from one type of subdivision to another presents difficulties, chiefly in repeating air conditioning ducts in an absolutely standard pattern throughout the building. There is a chance, certainly, that initial installations may be overdone when one tries to provide in advance for every possible space arrangement. It may be cheaper to break into ceilings here and there later, rather than to provide outlets in every subdivision from the start.

### THE IOWA APPROACH

"Don't build for one purpose only if it can be designed just as efficiently to serve two or more purposes.

"Don't build it in, if it can be made movable and still serve the purpose for which it is intended."

These principles guided the design and structural scheme of the proposed library at the State University of Iowa at Iowa City (see page 111).

Since there is a very definite working relationship between the different library units, such as bookstacks, reading areas, classrooms, seminars, conference rooms, and private studies, a modular division of space between columns was sought, one that would best fit their varying dimensions, and give a free and fluid arrangement that could be varied to fit changing needs. After considering modules of 13 ft. 6 in. by 19 ft. 6 in. (most convenient) and one of 22 ft. by 22 ft. (structurally most economical), it was decided to make the module 19 ft. 6 in. by 27 ft. on column centers.

In selecting the vertical dimension, the problem was one of finding the lowest ceiling height that would be satisfactory for reading areas, and still not waste too much space above standard stack height of approximately 7 ft. in areas to be used for book storage. It was decided that 8 ft. 2 in. would be safe as the universal height, as long as no reading room was larger than 4 modules. At present 2 modules is the largest area contemplated. With good lighting and ventilation, and proper use of color it is believed that the library will still have a

nice feeling, even with low ceiling height.

This typical module, 19 ft. 6 in. by 27 ft. by 8 ft. 2 in., makes possible:

- a. Stackroom (multiples of 1 module).
- b. Reading room for 30 to 35 students (1½ to 2 modules), which can be expanded by any number of modules to form a large reading room.
- c. Classroom for 30 students (1 module), formed by movable partitions.
- d. Seminar room for 20 students (½ module).
- e. Conference room for 3 or more students (¼ module).

f. Private study, or carrell (½ module). At Iowa, these carrells are free-standing pieces of furniture located wherever desired.

Each typical module is structurally self-supporting, allowing walls and floors alike to be removed without affecting adjacent modules. Exterior walls are not load bearing.

Entrance vestibule, lobby, and adjacent toilets, elevators, and the lecture room form a permanent service core; with additional columns introduced to carry the load. Stairs and plumbing fixtures outside this permanent area are movable. Due to the fact that the building will be located on the banks of a river, requiring the use of some 1500 concrete piles, only sufficient basement area is provided to accommodate necessary service terminals and machine rooms. It is not intended for use as book storage.

*Structural provisions for air conditioning:* Air is introduced from the fan room on the top floor down the hollow columns to laterals bracketed between the twin beams which carry the floor in each separate module. Openings in these laterals are punched on the neutral axis to emit air into the ceiling space over one bay or module. It is distributed to the room through perforated ceiling panels. These metal ceiling units are all removable and may be interchanged with non-perforated units so as to lend control over amount and location of entering air. Exhaust air is taken through perforated column bases to an auxiliary fan room which is located in the basement.

**Lighting:** Wiring conduits are carried in the columns, and connect with troffered ceiling lights built into ceiling panels, which are interchangeable with the plain perforated ceiling panels, to provide proper lighting for  $\frac{1}{8}$ ,  $\frac{1}{4}$ ,  $\frac{1}{2}$ , or a full module. Light intensity required in each area for varying uses will be obtained by using one, two, or three fluorescent tubes in the fixtures, as required. Changing the circuits and switch controls will be accomplished by installing factory-assembled wireways or headers with multiple plug-in attachments. Electrical distribution will be through dry transformers located in each floor.

## THE M.I.T. APPROACH

In the library to be built at M.I.T. (see page 100), the modular system being studied leads to a different structure. Here the plan is based upon the assumption that the main stack area will be more or less permanent, and requires different treatment from the main wing. Two modules are used for the building rather than one as at Iowa: 27 ft. by 27 ft. in the bookstack areas, and 27 ft. by 31 ft. 6 in. in the main area. Room for expansion of bookstacks is provided on

the top floor (replacing study rooms and offices) and in the basement.

Floor to floor height, 17 ft. 8 in., is dictated by the floor height of two buildings between which library is to be placed, with corridors opening into each on successive floors. This floor to floor height is obtained without sacrificing ceiling height. Air ducts will pass beneath floor beams, and allowing about 3 ft. for ducts and floor construction, ceiling height will be approximately 14 ft. 8 in. In stack areas, each story will contain two tiers of stacks, 7 ft. 2 in. high with a 4 in. deck between.

**Structural considerations for air conditioning:** Air ducts will rise from the basement through the exterior wall between vertical fenestration, fanning out on the several floors to regularly spaced openings along the ceiling (see page 107). This will apply only to the main library area. In stackrooms, air supply will be introduced wherever convenient without ducts in the exterior wall.

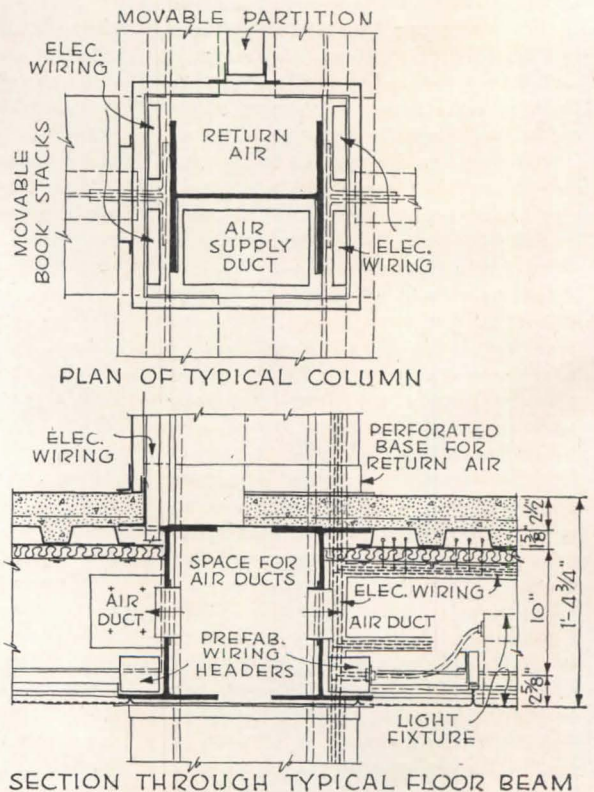
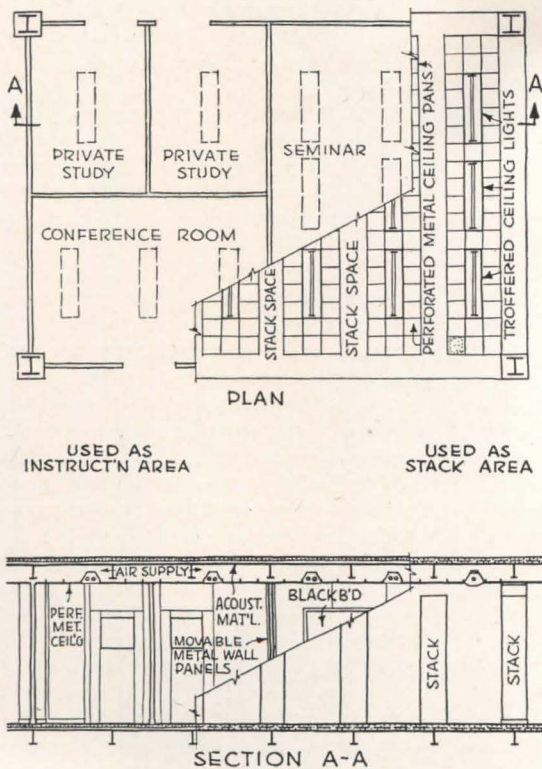
Also indicated on page 107 is an interesting structural framing feature that arises in the outer bays. After air ducts are brought in from the exterior wall, the air conditioning engineer must be able to carry the ducts in any direction with-

out sacrificing room height unduly. To accomplish this, the beams framing the central bays are cantilevered out over the outer bays, shortening the span of the latter so that shallower beams can be used.

Floor loads are calculated as 225 lb. per sq. ft. live load throughout first and second floors, and 100 lb. per sq. ft. on the third floor. Weight of floor construction, which is still being studied, is calculated as 330 lb. per sq. ft. with concrete floor slabs or 290 lb. per sq. ft. with cellular steel floors.

**Foundations:** Since the library is to be built close to the Charles River, steel piles will be sunk to rock, 130 to 140 ft. below grade. This is to prevent settling, a particularly important factor since the library will open directly into adjacent buildings.

The library under construction at Princeton University will be discussed in a future issue of the RECORD. Mention might be made, however, of one interesting construction feature. Due to the materials shortage, the structural scheme was changed from steel to concrete, and a problem encountered in keeping the size of concrete supports to a minimum in order to conserve floor space. This is being accomplished by twin concrete columns, steel encased, with ducts running up between.



Left: Typical "space module" at library to be built at State University of Iowa (Keffer and Jones, Architects & Engineers) is 19 ft. 6 in. by 27 ft. between column centers and 8 ft. 2 in. high. Plan and section views show how this cubic module can be subdivided by movable partitions into private studies, conference room, and seminar room, or used in its entirety as a bookstack area. Right: Column, 1 ft. 6 in. square, carries ducts for air conditioning and electrical conduits, introduced into each eighth module through floor laterals

# AIR CONDITIONING FOR BOOKS AND PEOPLE

By Harold L. Alt, Heating Engineer

IT IS fortunate for the air conditioning engineer that books and people have about the same requirements. It is fortunate, again, that air supply is best made even throughout the building — there is nowhere a sufficient concentration of people materially to affect the load. This permits easy changes for changed use. Still another fortunate factor relates to mold on books: at the Library of Congress, after many tests, a troublesome condition was effectively eliminated simply by packing in the books less tightly — all that was needed to stop mold was circulation of air.

The design requirements of the air conditioning system for the Massachusetts Institute of Technology are perhaps not untypical. The proposed Hayden Library consists of a basement, first, second and third floor, with the possibility of intermediate galleries. There is to be a maintained temperature in winter of 70°F, and a relative humidity of 50 per cent; in summer the maximum temperature is to be 85°F, with the same relative humidity of 50 per cent. Windows are to be commercially manufactured double plate glass with a hermetically sealed air space between, creating a controlled system of air circulation within the building. In summer, air is to enter at a temperature 15°F below the room level; in winter, at 70°F, or room temperature.

Air is to be both filtered and passed through an electrostatic industrial dust precipitator. Seventy-five per cent of the air is to be recirculated.

The total capacity of the system is to be 275,000 cu. ft. of air per minute. Refrigeration is to be by two 350-ton centrifugal refrigerating machines, motor operated, using Freon as refrigerant. Condenser water is to be circulated through cooling towers on the roof, which may be discerned in the preliminary elevations.

In general, all air is to enter rooms through ceiling units of the anemostat type, with the exception of the air which comes in through the slots under the large windows.

In the rear wing, which contains the stacks and study carrels, there are to be convectors under the window sills to compensate for heat lost through the outside walls.

In the main portion of the building, the heating and air conditioning system have to be accommodated to the immense windows reaching to the floor. Here ventilation is introduced through slots in the sill after the air has passed through a booster heater that offsets the wall and glass losses.

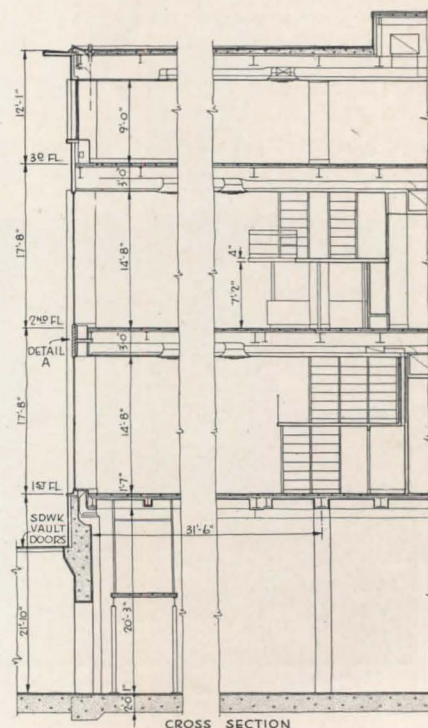
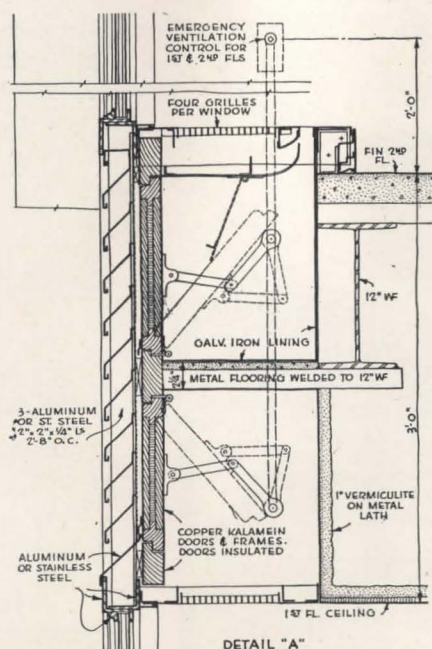
In case of failure of the central air conditioning system, there are introduced louvers in the outer wall, in the spandrel space between the head of one set of windows and the sill of the next above (see sketch). These will act as emergency ventilators until service can be restored.

In libraries now under construction the air conditioning system has to be designed around the architectural conception. In the case of M.I.T., the architects desired to save all possible floor space for unobstructed use, but their treatment of fenestration left wide wall areas between the large windows previously mentioned, and these were available for carrying up ducts. Accordingly, in the main wing, air supply and return both find place in the exterior walls. Laterals do not have to be carried into the innermost bays but in case of need, additional loops can easily be introduced. (See plan, page 107.) In the bookstack section it has been more convenient to carry up the ducts at intervals within the interior of the building. This main bookstack area is expected to be permanent.

It would be rash to discuss the relative

merit of placing the ducts in the outside wall, as we plan to do, or having them come up at intervals throughout the entire building, or having them incorporated on a modular system with every column, without taking into account the attendant circumstances and the architectural program as a whole. We did make comparative studies for M.I.T. of all three devices and decided on the reported solution as the one that would save maximum floor space in our project.

In working out their preliminary plans, some architects do not realize a peculiarity of duct economics which gives the architect considerable freedom. A large number of small ducts might theoretically seem much more expensive to install than a small number of large ducts. It is easy to compute that 4 sq. ft. of air brought up in ducts 1 ft. sq. require 16 times as much metal area as if they were brought up in a single duct 4 ft. sq. Yet contractors bid on duct work by *weight* only, and the heavier metal may just about make up the difference. Friction is a factor too minor to consider except in cases where faulty engineering causes ducts to be badly underdimensioned.



AIR CONDITIONING TO FIT FULL-HEIGHT OPENINGS AND STANDARD CEILING HEIGHTS. Emergency air intake (left) fits spandrel space seen in the section, right. Uniform ceiling height (to make stacks economical) can be maintained with 3-ft. allowance for floor structure plus duct space. Ducts use a total depth of approximately 18 in.

## WHAT ABOUT MICROFILM "AND SUCH"?

**A**MERICAN research libraries have in general been doubling their book content every 16 years.\* Between 1938 and the year of its founding, the Yale University Library amassed, at this rate, some 2,700,000 volumes. Assuming the rate to persist over the next 100 years, and recorded knowledge to remain for the most part in conventional forms of book, pamphlet and periodical, Yale by 2046 would have the approximate equivalent of 200,000,000 volumes extending over 6,000 miles of shelf space, with a card catalog section requiring eight acres of floor area and a cataloging staff of 6,000 persons! The implications are frightening — for architects, as well as for scholars and librarians.

Within 100 years, the "Memex" envisioned by Dr. Vannevar Bush may well be a standard reality. Microphotography in that era may be so improved as to permit, as he suggests, the storing in a unit the size of an office desk the knowledge now presented in a million books. Inventions and progress of the dimensions of "Memex" may, by the

\* "The Scholar and the Future of the Research Library," by Fremont Rider, Hadham Press, New York City, 1944.

year 2046, have reduced library planning to an incidental problem on the boards of modular furniture designers.

Fantastic conjecture possibly but, as a matter of fact, the general adoption of a scheme advocated by Fremont Rider on the basis of microphotography *now* would necessitate architects clearing their boards of all current plans and starting practically from scratch!

Mr. Rider, Librarian at Wesleyan University, has already by microprint reduced the dimensions of a 250 page book to the size of a standard library catalog card. The general adoption and extension of his technique, together with his proposals for more efficient usage of the front of catalog cards for the classification, indexing and abstracting of microprinted contents on the back, would effect extraordinary savings in library procedure and space requirements. Book and card pertaining to it would for purposes of storage and access be one and the same. Catalog sections would be storage stacks as well! No longer must the scholar search out a reference, copy down title, author's name and catalog symbols on a call

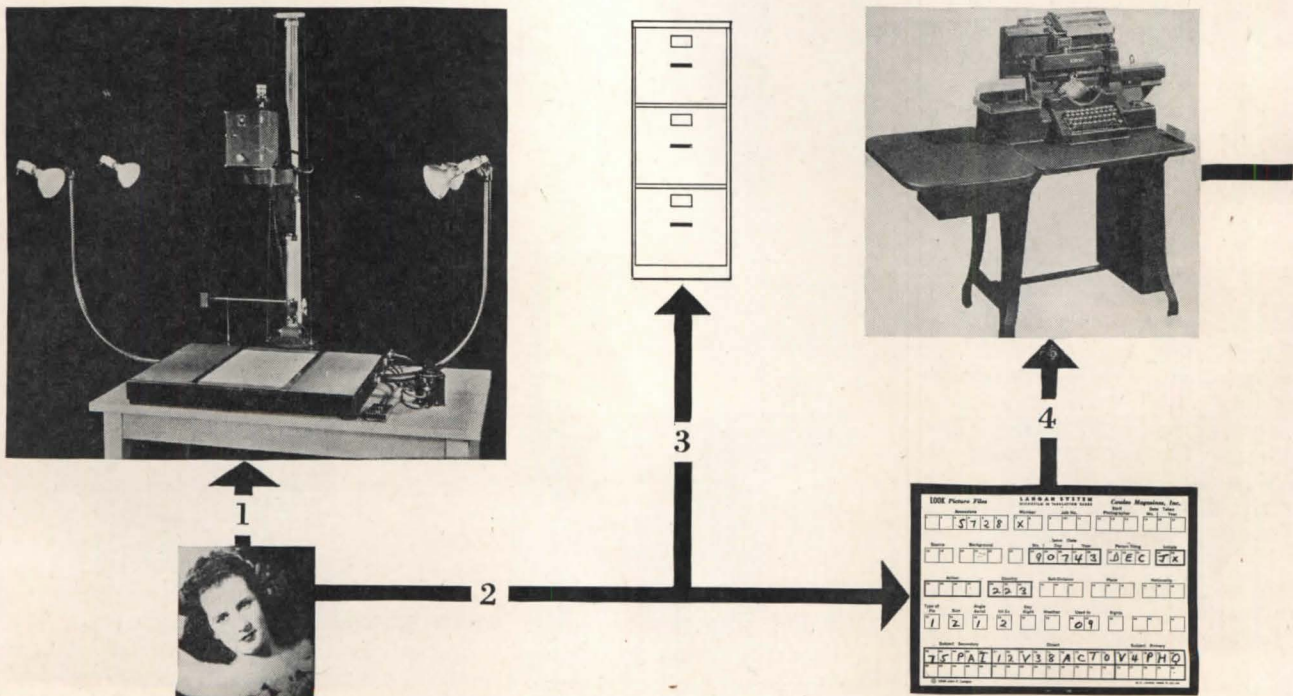
slip, and wait for the desired book or periodical to be brought to him from a remote shelf. He finds his reference, turns the card over and inserts it in a reading machine nearby, or else takes it home or to his study in the manner of an ordinary book.

Mr. Rider also demonstrates that his system would permit great savings over present procedures in acquisition, binding, cataloging and maintenance of library reference material which, in conventional format, is already prodigious and threatens soon to outrun human handling capacity.

### Microfilm Use at Present

Preoccupation of the moment appears to be largely with microfilm strips rather than the flat cards advocated by Mr. Rider. Microfilm equipment is being used by college libraries largely to reproduce newspapers which are bulky and come to pieces easily. Another use is in the reproduction of rare books to insure their preservation and make them available for wider usage. Some of the larger university libraries have their own printers; others depend on the

Below: The Langan system for rapid location of photographs in the files of Look Magazine. (1) original photograph is shot by Recordak printer, accession number on original being reproduced on microfilm. (2) such information about photograph as primary and secondary subject, country, type of action, weather, etc. is encoded on a special slip. Original photo is filed according to accession number (3). Encoded slips go to specially adapted IBM punching machine (4) for translation of coded information onto punched cards (5)



newspapers themselves for microfilm editions and on such regular microfilm sources as the Library of Congress, National Archives and University Microfilms, Inc. at Ann Arbor, Michigan. Present methods reproduce 800 newspaper pages to one roll of 35 mm. film. Book reproduction is done on 16 mm., averaging 500 pages to the roll.

Microfilm reading machines, the Eastman Recordak, for example, are available at about \$100 apiece, confining present extensive usage to institutions with fairly substantial budgets. The New York Public Library now has seven machines accommodating seven readers; ordinary provisions are made for 60. Each machine requires about 3 by 3 ft. of floor space with additional space required for the operator. Storage of microfilm rolls is in drawers beneath the machine, each drawer containing the equivalent of 450 complete newspapers. Although space economy with microfilm in this form is tremendous, each roll requiring on an average of 2 per cent the storage provision allocated to the original material, proponents of microprint cards claim at least equal potential saving by their methods. In addition they cite the advantage of being able to combine microprinted material with catalog cards and the greater ease of back or forward reference with information on a flat surface rather than in roll form. Equipment for reading flat material, however, is presently at an inferior stage of development.

### Machine Methods

Widespread introduction into library procedures of machinery to handle cards by means of punched hole codes has long been advocated, although adoption to date has been fairly casual. The two systems which appear to be most applicable are Powers', in which mechanical fingers reach through the coded holes to set off springs and levers, and Hollerith's, in which the holes act as selective insulators to open or close multiple electric circuits. Hollerith patents are controlled by International Business Machine; Powers by Remington-Rand.

One of the best known and successful examples of machine usage is at the Montclair, N.J., Public Library, where IBM has installed a system as a proving and experimental ground. Borrower's registration, identification and loan cards are in standard IBM form, as well as accession, order and circulation records. By machine methods, the library obtains almost instantaneous information not only about any element of its book stock and orders outstanding, but about readers as well. By means of punch coded information on users' cards, research can be conducted into reader habits and needs with unprecedented ease, accuracy and degree of detail.

Punched card procedures have also been applied by the Columbia University Library to acquisition routines. The Universities of Florida, Georgia and Texas have installed machine systems

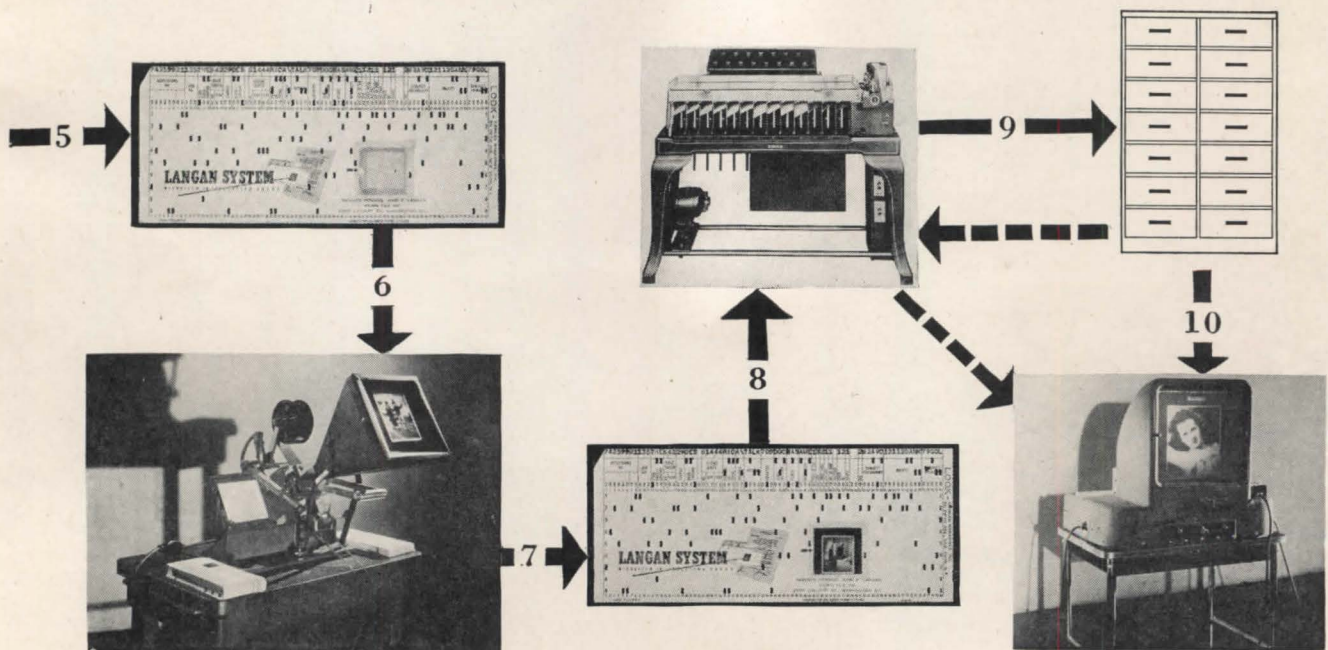
for circulation and order records, and others are preparing to follow suit for such purposes. The Library of Congress, as might be expected, has one of the most elaborate installations of any institution for acquisition, circulation and order work, and is experimenting in applying the methods to other phases of library procedure.

Of primary interest is the potential application of punched cards to the problem of connecting the reader with the precise book or reference he wants out of the vast abundance of informative material now available and ever increasing. Some standardized and generally applied improvement over the "wet-thumb" method of searching through catalog cards is an obvious crying necessity.

Another objection to present catalog cards is that they do not permit sufficient multiple indexing and depth in the abstracting of book contents.

John Langan's machine methods for locating a precise photograph among a million possibilities in the *Look Magazine* files suggests a solution to all objections. His system permits the coding of information regarding a photograph under some 26 different headings. The next step would seem obviously to be perforation of the Rider microprint card with coded punch holes representing not only indices but possibly content abstracts as well, and permitting some sort of machine selection similar to the system illustrated below.

Card goes to machine (6) Langan designed for insertion of microfilm square (7). Cards are sorted and arranged (8) according to code symbols. Cards are filed (9) according to symbols. When photograph is desired on a particular subject, seeker removes cards under closest code classification in file, inserts them in viewer (10) which turns them over at controllable rate until precise photograph appears. A preliminary step, when stack of cards is large, is use of the IBM selector. Original photo is located by accession number on microfilm



## LIGHTING IN LIBRARIES

OPINIONS and recommendations on the subject continue to vary widely, with recent assertions by ophthalmologists\* as to the possible harmful effects of flicker and ultra-violet radiation adding fuel to the controversy of filament vs. fluorescent systems.

In general, however, there appears to be improving agreement on basic principles. Discussion of desirable *intensity* is fairly well confined within the range of 10 to 30 footcandles; there is general agreement that *glare*, both direct and reflected, must be avoided as much as possible within the visual angle; *contrast* over large areas should be controlled within the ratio of at most 10 to 1 ("unity" is ideal); and authorities generally agree that the more nearly the *quality* of general illumination approaches daylight, the better it is.

### Lighting for Work and Reading Rooms

Open indirect luminaires are receiving much advocacy. Some proponents advocate as close a simulation as possible, within given room conditions, of natural landscape properties—light values of the sky (at approximately ½ hour before sunset) for ceilings and upper walls, foliage and earth values elsewhere, with no brightness contrast (Helios) in excess

\*"Elementary Illumination for the Ophthalmologist." By Le Grand H. Hardy, M.D., and Gertrude Rand, Ph.D., Archives of Ophthalmology, Jan. 1945, pp. 1-8. Other material in this brief treatment on library lighting is based on discussions with Dr. Rand; H. E. Richardson of the firm of Meyer, Strong and Jones, N. Y. C.; George Ainsworth, Ainsworth Lighting Inc., N. Y. C.; and on papers by Parry Moon, C. E. Ferree, Ward Harrison, M. Luckiesh and others.

of 3 to 1 over large areas. Fixtures specially designed to implement this naturalistic scheme are of heavy tinted, slightly translucent glass, reflecting most of the light to ceiling but permitting enough to filter through the fixture to give it a surface brightness corresponding to the ceiling itself when lighted. Other types of fixtures which may be adapted to the scheme are: metal, with concealed openings to spill light on the outside of the bowl; self-reflecting silvered bulbs, shielded by reflecting concave disks or concentric rings of glass or metal; metal or glass troughs with diffusing features similar to the bowls, which may be used with either filament or fluorescent lamps.

Coffer or "Troffer" systems are considered efficient where recesses are correctly designed to prevent glare.

Cove lights are considered excellent where the room is not too wide and where coves are accurately designed for proper diffusion.

Diffusing glass panels: low surface brightness, good diffusion, little glare, but high in current consumption.

Prismatic lens fixtures of the flush or surface type are considered efficient when installed to provide plenty of overlap and arranged to give greatest spread along the length of reading tables. Prismatic lenses are also being used in direct-indirect systems with success in properly engineered applications.

### Local Lighting Fixtures

Continuous lamps set in a long trough over the center of the reading table avoid one serious objection to individual table lamps: the alternation of light and dark areas on the general working surface. Polaroid screens eliminate much of the reflected glare, but are expensive and reduce intensity by as much as 50 per cent.

An arrangement of local sources by Bassett Jones, to reduce glare, is shown below in plan and isometric.


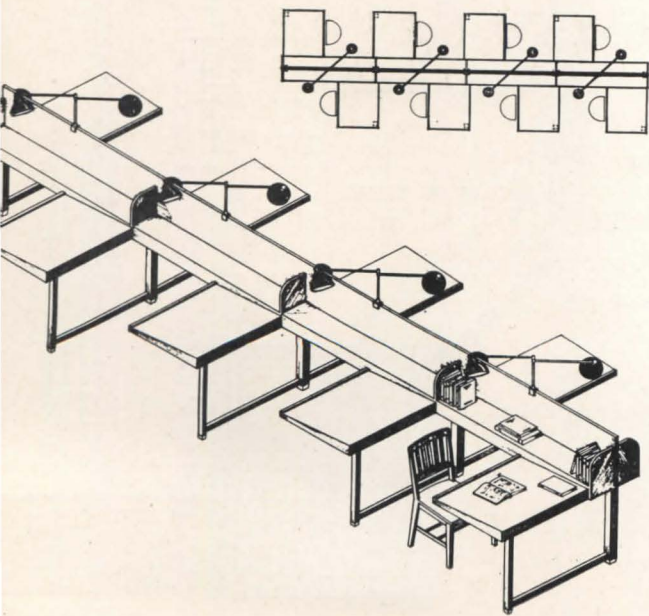
### Stack Lighting

The problem here is to protect book searchers from the glare of light sources often within two feet of their eyes, and to reduce the amount of light on nearer books while building it up on those more remote—particularly those on lower shelves. Success toward achieving the ideal of a "luminous" atmosphere for stacks (suggested in the photograph below) is furthered by giving light conserving and reflecting values to as many surrounding surfaces as possible.

### Carrell Lighting

General practice appears to favor an indirect fixture a little to the left of center and about a foot to the rear of the writing shelf, where ceiling height permits. Also advocated is an L-shaped fluorescent arrangement, to the left and rear at ceiling surface above the reader.

Below, left: Reading table arrangement designed by Bassett Jones. Below: An approach to the "luminous" ideal in stacks



# SOUND CONTROL IN LIBRARIES

By Edward J. Content, Acoustical Consultant

THERE is no new basic approach to obtaining essential quietness in a library. This still depends upon (1) sound isolation (prevention of transmission of outside sound into the library), and (2) sound conditioning (controlling the intensity and direction of sounds created within it).

Air conditioning remains the major factor in preventing outside noise from entering, by eliminating open windows. Wall mass also has such a major effect upon noise penetration that, despite all talk of panel schemes, masonry wall construction might well be considered purely for its acoustical advantages, particularly where main reading rooms are to be located permanently. When masonry walls cannot be utilized or are impractical, then exterior walls should be of double wall construction with dead air space and sound absorbing materials between.

Air conditioning systems employed can be especially designed for quiet operation by enlarging ducts to reduce air velocity to approximately one-half that used in commercial space-conditioning, and lining them with sound-absorbing sheets. It is unnecessary to line the entire system, but acoustical sheet is usually applied for a distance back from openings of at least 10 times the average cross-sectional dimensions of the duct. For example, a duct, 10 in. by 12 in. would be lined for a distance of at least

9 ft. 2 in. from every opening.

There has been discussion regarding the degree of quietness to be sought in a library. Some believe that by reducing the overall noise level unduly the ear is made overly sensitive to sudden sounds. But the consensus is that noise within a reading room should not exceed 30 decibels, approximately the same intensity of sound as that encountered in a quiet residence.

Sound-absorbing materials used, such as wall coverings, acoustical ceilings, and resilient flooring, are selected for their efficiency in absorbing higher sound frequencies, since high frequency noises at average intensity are the most disturbing to a person with average hearing. Reverberation time, although a secondary factor, should be reduced to somewhere between one-half and three-fourths of a second.

In hanging acoustical ceilings, the filler beams that carry perforated ceiling pans can be bolted through felt to the main beam; and pans lined with a sound-absorbing material, providing particularly quiet ceiling construction.

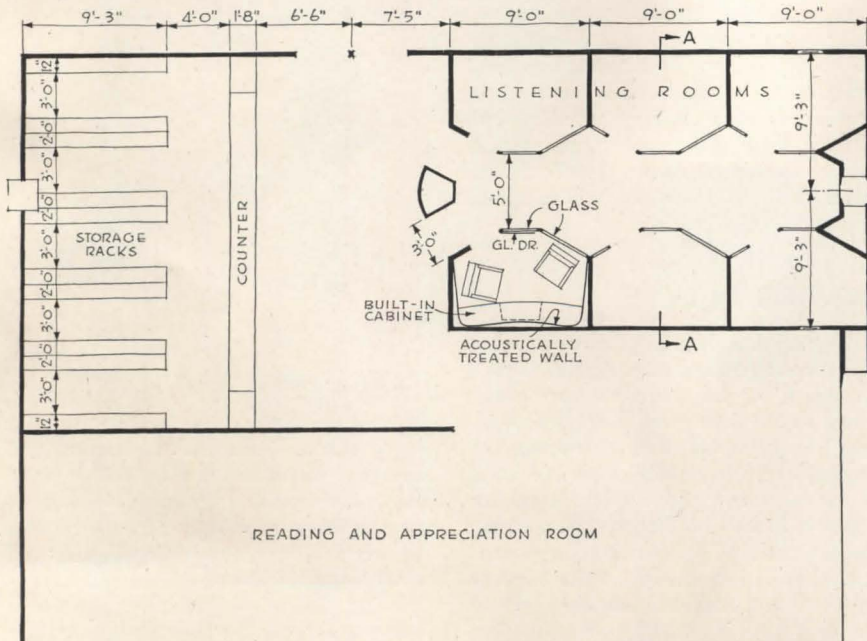
This is varied somewhat in studies for the library at University of Iowa. There, since ceiling pans will act as air ducts, perforations cannot be blocked with filler material. Consequently, acoustical material will be applied only to the under surface of floor slab above the hung ceiling.

For floor surface treatment, the writer prefers linoleum because it is resilient and absorbs the sound of footsteps. Hand trucks for the transport of books sometimes impose an objectionable noise problem. In areas of very considerable traffic of this nature, a 2-in. layer of street paving asphalt will materially reduce noise of travel.

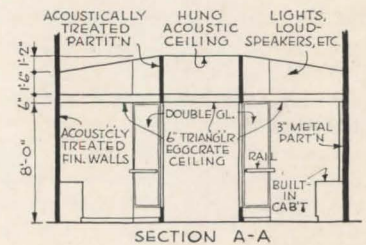
In college libraries, bookstack areas now require the same careful acoustical treatment as reading rooms, due to frequent introduction of individual study areas and seminar rooms in their close vicinity. They can no longer be considered as isolated areas.

The new concept of libraries includes such additional facilities as auditoriums, and listening rooms in which to play recordings. For acoustical treatment of auditoriums, see ARCHITECTURAL RECORD, June, 1946, Architectural Engineering Section. A music room or studio imposes a special problem. It preferably should be a "room within a room," by erecting a lightweight interior that is within, yet completely separated, from the rest of the structure. This is achieved through use of shock-absorbing wall and floor isolators. No through connections are used. In fireproof floor construction these are small H-section sleepers, riding on felt-lined spring isolators. Intervening space is filled with sound-deadening material. A double layer of felt paper is laid over the sleepers, after which a metal lath is laid down and thoroughly bonded to the H-sections, to act as reinforcement. The finished floor is usually a 2-in. layer of rich-mixture concrete, covered with a resilient flooring.

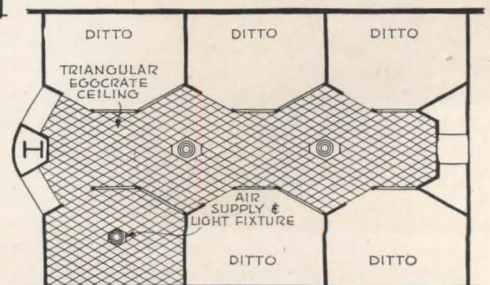
Rudiments of an audio-visual department are contained in this plan of a music appreciation area within proposed library at M.I.T. Storage space for recordings and listening rooms are well screened from reading room, yet closely related to it. Partitions and hung ceiling over listening rooms are acoustically treated, while egg-crate ceiling serves as a sound baffle as well as a lighting aid



PLAN - MUSIC AND FINE ARTS SPACE

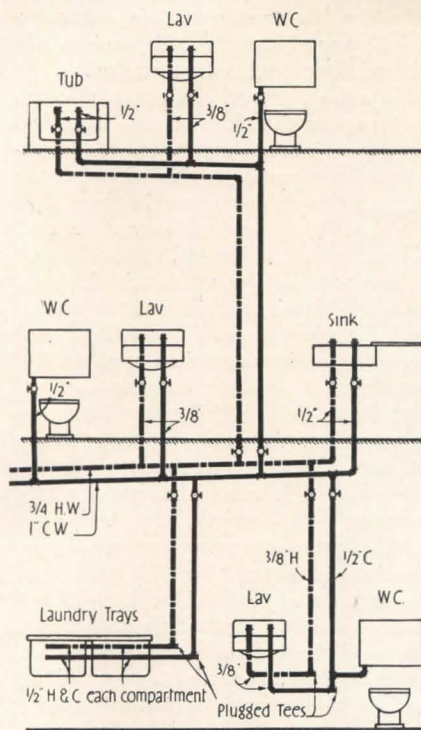


SECTION A-A



REFLECTED CEILING PLAN FOR LISTEN'G RMS

## PRODUCTS for Better Building



Widespread attention is being given today to the need for adequate service piping in houses to meet increasing water requirements, in a campaign that parallels an earlier drive for adequate house wiring. ARCHITECTURAL RECORD'S *Time-Saver Standards* made this recommendation in 1936 (note 1-in. cold water line)

### ADEQUATE PIPING

The increasing water requirements of the average house reflect today's trend toward higher ratios of bathrooms and showers to other rooms, acceptance of the ground floor lavatory as practically essential, and greater use of automatic laundry machines, electric dishwashers, garbage-disposal units, and lawn-sprinkling equipment. The size of original service pipe in a house governs the satisfaction a homeowner can receive from this equipment, and places a limitation upon additional equipment he may some time wish to install. Consequently, adequate water piping standards for houses are now being stressed, particularly the acceptance of service pipe with a minimum interior dimension of 1 in.

### REVERSE-CYCLE HEATING AND COOLING

Use of electrical refrigerating units in air conditioning systems for heating as well as cooling has long interested engi-

neers. That heat is produced by the initial compressive action of the refrigeration cycle is generally known. And it remained to find a way to step up this heat, when desired, to a point where an air conditioning unit might be practicable for room heating as well as cooling. In laboratory tests this has been accomplished by using outdoor air or well water to warm up the colder refrigerant before it returns to the compressor. By borrowing heat from a relatively warmer outside source, a higher temperature can therefore be produced economically in the compression chamber. Efficiency of the process is of course limited somewhat by the temperature of the outside air, because if it falls very low, little heat can be borrowed.

It is interesting, therefore, to hear about a new air conditioning unit, *Airtopia*, which appears to operate on this principle. It is announced as a complete air conditioning unit, consisting of a reversible-cycle refrigeration system, so constructed that cooling or heating, and dehumidifying or humidifying of room air can be accomplished automatically as desired. It is said to heat without employing any combustible fuel or heating elements, heating and cooling being only a reversal of function. When heating, *Airtopia* draws in air from outside, which passes over the relatively colder refrigerated coils and surrenders its heat. Heat thus absorbed is transferred to the conditioned-air coil on opposite side of the unit, and air from the room is passed over this warm coil. When used for cooling, room air is passed over the refrigerated coil and returned to the room, while outside air is circulated through the unit to carry off the heat thus absorbed. At the same time, room air is humidified while being heated, dehumidified while being cooled, and dust is removed by filters. Drayer-Hanson, Inc., Dept. AR, 767 East Pico Blvd., Los Angeles 21, Calif.

### PAINTING IN LIGHT

Glowing murals individually mounted in shadow boxes and edge-lighted from a concealed source have recently been added to the Lounge of Hotel Sheraton, New York, again demonstrating the decorative effects possible with *Plexiglas*, the transparent plastic developed by Rohm & Haas Co., Philadelphia. *Plexiglas* possesses a "light-piping" property; light that is introduced at the edge of the sheet will travel indefinitely within the sheet until it reaches an engraved or painted design, which releases the light




Lounge features "paintings" in plastic

into the room. Thus, designs that are scribed, etched, or painted on *Plexiglas* become luminous when edge-lighted, usually by fluorescent tube. Edge of each sheet where light is introduced can be colored so that the complete scene appears in color as well as light. Murals were designed and executed by Endicott Corp. of Boston, Mass.

### SPRINGLATCHES

Ever try to open a night-latch with one hand, when the other is full of packages? A one-arm springlatch, No. 040 in a new line of night-latches, is designed to make this possible. Because of patented features, the latchbolt of this lock is held back automatically when it is retracted by the key, permitting withdrawal of the key and opening of the door with the same hand. The latchbolt then springs out automatically and re-locks the door as it closes. Other night-latches in the line, Nos. 42, 042, 44, 047, and 2, feature extra-throw deadlatches, and other design and operating improvements. The Yale & Towne Mfg. Co., 200 Henry St., Stamford, Conn.



Convective unit is lightweight and compact

### CONVECTOR UNIT

New convective-type heating unit for buildings is completely nonferrous, and designed for maximum durability along lines of convective units supplied to Navy vessels during the war. Although structurally stronger, the unit is lighter and more compact than earlier models, permitting faster installation. Headers, tubes, and fins are copper or copper alloy

(Continued on page 132)





## it's what's Inside that counts!

**Y**ES, what goes *into* a golf ball can make as much as 50 yards difference in the distance of a drive. Quality *counts*.

What's inside counts with building materials even more. For the inside quality can make a difference of years and dollars in long-lasting service and trouble-free maintenance.

That's why building-wise people *insist* on Celotex Building and Insulating Products.

They know the raw materials that go into Celotex are the best that nature can grow and money can buy.

And rigid production controls all along the line guarantee uniformly high quality of every product bearing the Celotex name.

Tireless laboratory research perfects materials and methods still *more* . . . helps to maintain Celotex leadership year after year.

These, plus more than a quarter of a century of

building materials "know how," are the invaluable ingredients in every Celotex product.

They make a big difference in performance . . . in long life and low-cost maintenance. A difference that has proved its value on hundreds of thousands of building jobs of every kind.


There aren't enough of these famous Celotex products to go around *now*—but our plants are working day and night to bring nearer the time when Celotex will be available in greater volume.

Building Board    Celo-Rok Sheathing and Wallboard  
Interior Finish Boards    Celo-Siding    Cemesto  
Celo-Rok Anchor Lath and Plaster    Flexcell  
Rock Wool Insulation    Triple Sealed Shingles

**CELOTEX**  
REG. U.S. PAT. OFF.  
**BUILDING PRODUCTS**

THE CELOTEX CORPORATION • CHICAGO 3, ILLINOIS

# PORTRAIT OF AN = ALMOST = MODERN ARCHITECT



**H**is buildings are examples of perfection—the last word in streamlined, functional design . . . were it not for one all-important detail: Lighting efficiency.

No building is better than its lighting—and no lighting is better than its fixtures. That's why so many leading architects agree on Day-Brite Lighting. It is optically engineered.

Illustrated is recessed louver-type troffer available for one and two 40-watt lamps. For use with snap-in and other acoustical ceilings.

Day-Brite Lighting, Inc., 5465 Bulwer Avenue, St. Louis 7, Mo.  
Nationally distributed through leading electrical supply houses.

In Canada: address all inquiries to Amalgamated  
Electric Corp., Ltd., Toronto 6, Ontario.



913

IT'S EASY TO SEE WHEN IT'S

# DAY-BRITE

## Lighting

## TIME-SAVER STANDARDS

NOVEMBER 1946

ARCHITECTURAL RECORD

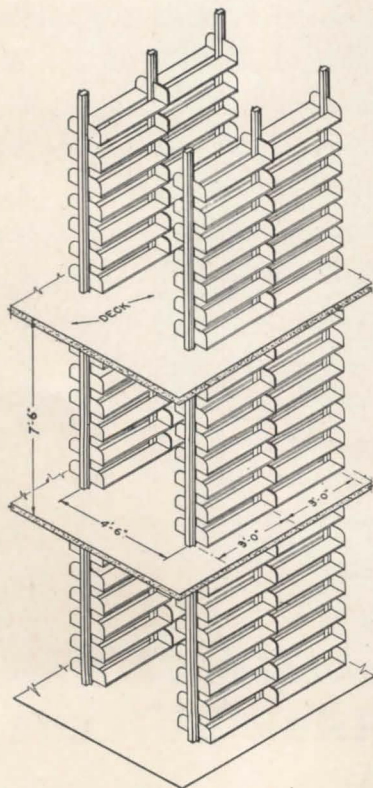
## LIBRARY BOOKSTACK DATA

### GLOSSARY OF TRADE TERMS

<b>Section</b>	Shelving between two shelf supports
<b>Compartment</b>	Two sections back to back
<b>Stack Columns</b>	Members which act as shelf supports and vertical uprights, dividing compartments and carrying stack loads
<b>Range</b>	A group of sections (single-faced range) or compartments (double-faced range) with shelf supports common to adjacent sections
<b>Tier</b>	One level in a bookstack
<b>Deck</b>	A stack room floor — usually one of the intermediate floors of a multi-tier stack
<b>Carrell</b>	A space or cubicle provided in a stack for individual study — usually equipped with desk and shelves
<b>Aisles</b>	
<b>Main Aisle</b>	The "Main Street" of a bookstack
<b>Cross Aisle</b>	Secondary aisle branching off main aisle
<b>End Aisle</b>	Aisle along the wall of a bookstack
<b>Range Aisle</b>	Aisle between two ranges
<b>Booklift</b>	Dumbwaiter adapted to library use
<b>Book Conveyor</b>	Power-operated device for mechanical delivery of books from stacks to users in a multi-tier installation

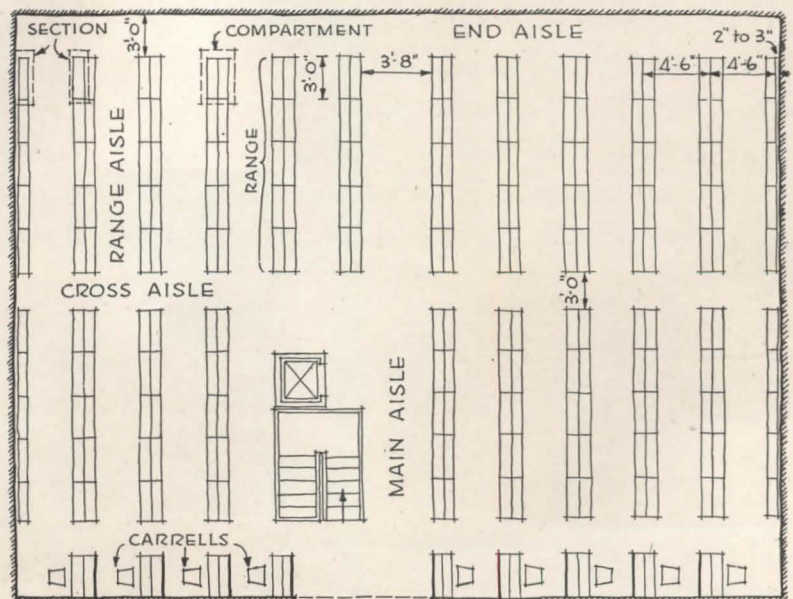
### SHELF AND STACK DATA

<b>Height of Bookstack</b>	Generally 7 ft. 6 in. measuring from top surface of deck floor to top surface of deck floor above, in multi-tier installations; 7 ft. 2½ in. overall for one-tier stacks
<b>Shelf Sections</b>	Normally 3 ft. long between shelf supports; 8, 9, 10, or 12 in. wide for books, and 18, 20, or 22 in. wide for bound newspapers
<b>Ranges</b>	Length, as required, preferably not over 30 ft., in even multiples of shelf length. Parallel ranges generally spaced on centers 4 ft. 6 in. apart
<b>Aisles</b>	Main, 3 to 4 ft. wide; range, 2 ft. 6 in. to 3 ft.
<b>Stairs</b>	Straight runs: well length, 8 to 9 ft., 12 risers; width, 2 ft. 6 in. or slightly more. Return runs: well length, 6 ft. 8 in., 12 risers; width, 5 ft. or slightly more
<b>Deck Floor</b>	Three general types: (1) reinforced concrete, usually 3½ in. thick; (2) flanged or formed steel plates, ½ in. to ¾ in. thick (to bottom of flanges — about 2¾ in.); and (3) steel framework with 1¼-in. marble, slate, or stone (4⅝ in. from top of slab to bottom of supporting steel frame). Resilient floor covering adds only approximately ¼ in. thickness to slabs or plates



Left: Diagrammatic section of a multi-tier bookstack. The columns of successive tiers are joined to form a continuous column which supports both the deck and the shelving

Below: Plan of a bookstack, showing typical components and average spacing



Data courtesy of W. R. Ames Co.; Breeze Corps., Inc.; and Sneed & Co.




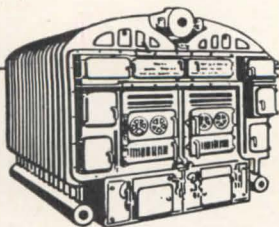
## ***I Was "Educated" On Cast Iron Years Ago!***

**SCHOOL EXECUTIVES** are in a uniquely favorable position to compare fuel and maintenance costs of different types and models of boilers. Almost invariably, their experience produces a strong preference for cast iron. There are sound reasons . . .

Cast-iron boilers last longer. Their cost per year of service is lower because of their unusual resistance to rust and corrosion. They are sectional . . . easy to install and replace.

Modern cast-iron boilers are highly efficient. They are readily adaptable to all fuels and fuel-burning methods.

Long-term comparative studies of overall operating costs have definitely established recognition of the superiority of H. B. Smith Cast-Iron Boilers. This is but typical of a recognition which extends into the commercial, industrial, institutional and residential fields. Write today for your free catalog.



H.B. *Smith*  
**CAST-IRON BOILERS**

**THE H. B. SMITH CO., INC., WESTFIELD, MASS. Offices and Representatives in Principal Cities**

## TIME-SAVER STANDARDS

NOVEMBER 1946

ARCHITECTURAL RECORD

### LIBRARY BOOKSTACK DATA

#### UNIT STACK WEIGHTS

##### BOOKS

25 to 30 lb. per cu. ft. of ranges

##### STACK CONSTRUCTION

Quoted as 5, 8, and 8 to 10 lb. per cu. ft., depending upon the manufacturer

##### DECK FRAMING

2 to 4 lb. per sq. ft. of gross deck area

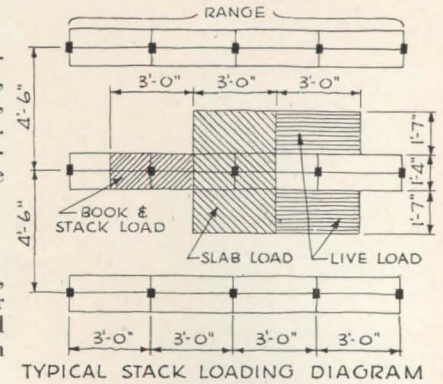
##### DECK FLOORING

3-in. reinforced concrete slab, 38

lb. per sq. ft.; 3½-in. reinforced concrete slab, 44 lb. per sq. ft. gross area, with ⅛ in. tile or linoleum covering, 45 lb.; flanged steel plate floor, 12 lb. per sq. ft. of gross area; 1¼-in. marble or slate, 18 lb. per sq. ft., aisle area

##### LIVE LOADS

Building codes vary, but in general, for column loads, assume 40 lb. per sq. ft. of aisle area for live load and reduce this figure 5 per cent for each deck below the top deck



STACK LOADS. The following tables illustrate the general variation of stack loads for from one to twelve tiers.

8" SHELVING												10" SHELVING													
Including stacks, books, live load, and 3½-in. concrete deck floor (A=typical aisle end support; B=typical intermediate support; C=typical wall end support).																									
TIERS	1	2	3	4	5	6	7	8	9	10	11	12	TIERS	1	2	3	4	5	6	7	8	9	10	11	12
A	495	2,320	4,120	5,890	7,630	9,340	11,020	12,670	14,290	15,880	17,440	18,970	A	620	2,570	4,490	6,380	8,240	10,070	11,870	13,640	15,380	17,090	18,770	20,420
B	990	3,000	4,990	6,960	8,910	10,840	12,750	14,640	16,510	18,360	20,190	22,000	B	1,240	4,000	6,240	8,460	10,660	12,840	15,000	17,140	19,260	21,360	23,440	25,500
C	495	1,500	2,600	3,590	4,570	5,540	6,500	7,450	8,390	9,320	10,240	11,150	C	620	1,750	2,870	3,980	5,080	6,170	7,250	8,320	9,480	10,530	11,570	12,600

#### BOOKSTACK CAPACITIES

Among formulas suggested for use in computing the size of stacks necessary to house a given number of books is the "Cubook" method, devised by R. W. Henderson of the New York Public Library.\* The "cubook" is a measurement of stack capacity, defined as the "volume of space required to shelve the average book in the typical library." According to this formula, a single-faced section of stack, 3 ft. long and 7 ft. 6 in. high, has the following capacities:

- 100 "cubooks" (85 per cent octavos, 13 per cent quartos, and 2 per cent folios) †
- 117 volumes (87 per cent octavos and 13 per cent quartos)
- 132 volumes (octavos only)
- 67 volumes (quartos only)
- 12 volumes (folios only)

The "cubook" method makes provision for 10 per cent of each shelf to remain unoccupied since it often is impractical to load shelves to their full visible capacity.

To determine the number of sections required when the number of volumes to be shelved is known, the following formulas are used:

Let  $N$  = number of single-faced sections required (1 section = 100 "cubooks")

- (1) For a typical library, when the "cubook" is considered directly applicable:  $N = \text{Vols.} \div 100$
- (2) For a library made up of octavos and quartos only:  
 $N = \text{Vols.} \div 117$

\* Library Journal, Nov. 15, 1934, and Jan. 15, 1936.  
† According to American Library Association, an octavo is about 8 to 10 in. high; a quarto, 10 to 12 in., and a folio, over 12 in.

- (3) For a library made up of octavos only:  $N = \text{Vols.} \div 132.3$
- (4) For a library made up of quartos only:  $N = \text{Vols.} \div 67.5$
- (5) For a library made up of folios only:  $N = \text{Vols.} \div 11.7$
- (6) For a library made up of various size groups when the ratios are known:  
 $N = [\text{Octavos} + (\text{quartos} \times 1.96) + (\text{folios} \times 11.3)] \div 132.3$

#### Shelf Size

The foregoing formulas indicate the number of sections required but do not cover the number of shelves or the proportion of shelves of each width (8 in., 10 in., or 12 in.). In general, the following shelf data applies:

For folios — 13 12-in. shelves per section

For octavos and quartos — usually 7 shelves per section, divided as follows:

- 85 per cent 8-in. shelves
- 10 per cent 10-in. shelves
- 5 per cent 12-in. shelves

#### Area and Volume Requirements


The "cubook" can be reduced to approximate terms of area and volume requirements for bookstacks, as follows:

- 11.08 "cubooks" require 1 sq. ft. of stack floor area
  - 1.48 "cubooks" require 1 cu. ft. of space in a stack
- These values can be used as follows:  
Required stack floor area = No. "cubooks"  $\times$  .090  
Required space (cu. ft.) = No. "cubooks"  $\times$  .676

SHELVING DATA FOR SPECIAL COLLECTIONS  
(To be consistent with "Cubook" method, figures shown should be reduced by 10 per cent, to avoid overcrowding shelves.)

TYPE OF BOOK	Vols. per Foot of Shelf	Vols. per Foot of Single-Faced Range	Vols. per Shelf	Maximum Vols. per Single-Faced Section	Shelf Depth	Shelves per Section
Circulating (Non-Fiction)	8	56	24	168	8"	7
Fiction	8	56	24	168	8"	7
Economics	8	56	24	168	8"	7
General Literature	7	49	21	147	8"	7
Reference	7	49	21	147	8" & 10"	6-7
History	7	49	21	147	8"	7
Technical and Scientific	6	42	18	126	8", 10" & 12"	7
Medical	5	35	15	105	8" & 10"	6-7
Law	4	28	12	84	8"	7
Public Documents	5	35	15	105	8"	7
Bound Periodicals	5	35	15	105	10" & 12"	5-7
U. S. Patent Specifications	2	14	6	42	8"	7
Art	7	42	21	126	10" & 12"	5-6
Braille	4	24	12	72	15"	5-6

# Asbestos in Action



BEAUTY THAT  
WILL LAST...

## K&M "Century" ASBESTOS-CEMENT SIDING and ROOFING SHINGLES

This attractive cottage—with "Century" Asbestos roof and sidewalls—has three qualities that countless GI's and other home buyers want... good looks, sound value, and durability.

"Century" Shingles and Siding are economical in cost, suitable for any type building, and they last indefinitely. They are proof against weather, fire, rot, rodents, termites, and never need to be painted because they are made of asbestos and cement.

"Century" Siding comes in color-fast shell

white and graytone... in ready-to-use 24" lengths... with grained, weathered surface and in wavy butt-line style.

"Century" Roofing Shingles are supplied in various styles to suit any taste, fit any architectural plan, harmonize with any environment.

Specify "Century" Roofing Shingles and Siding in the homes you are planning to build. Write for further information about these and other K&M products.

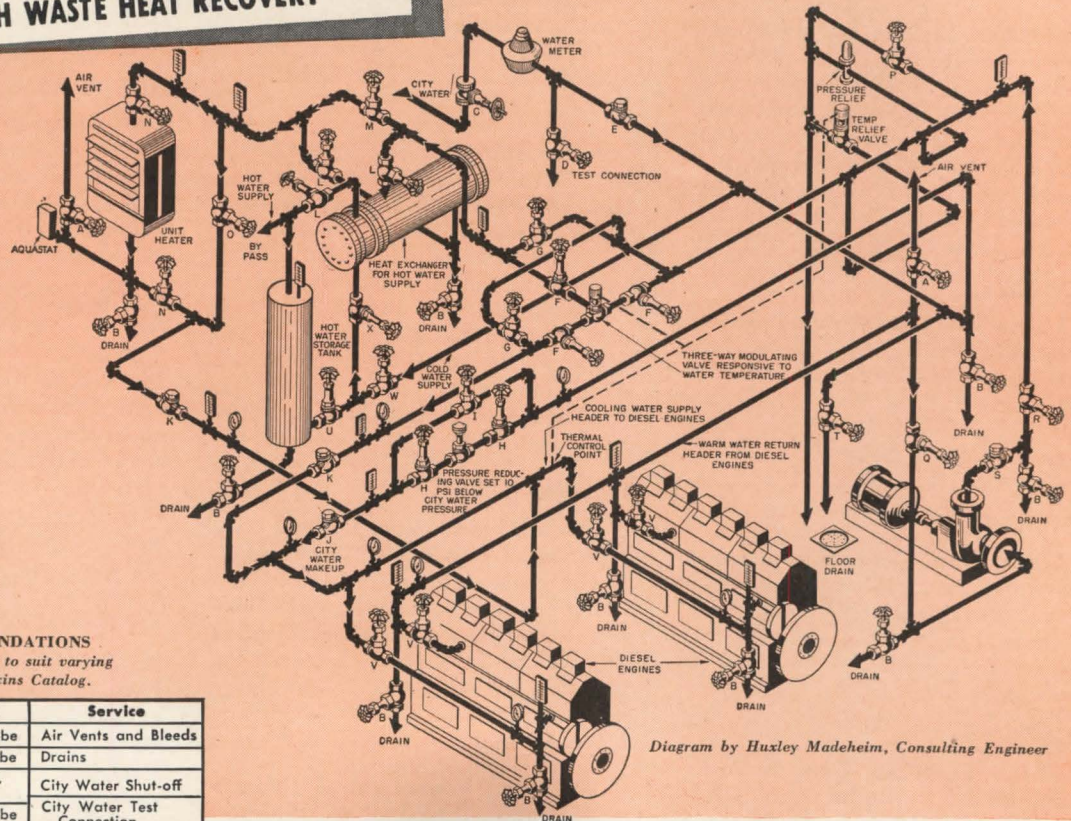

*Original manufacturers of Asbestos-Cement  
Roofing Shingles in this country*

**KEASBEY & MATTISON**  
COMPANY • AMBLER • PENNSYLVANIA



# Jenkins PRACTICAL PIPING LAYOUTS 16

## How to plan a DIESEL ENGINE COOLING WATER CIRCUIT WITH WASTE HEAT RECOVERY



**VALVE RECOMMENDATIONS**  
For details - and valves to suit varying conditions - see Jenkins Catalog.

Code	Quan.	Jenkins Valves	Service
A	2	Fig. 106-A Bronze Globe	Air Vents and Bleeds
B	9	Fig. 106-A Bronze Globe	Drains
C	1	Fig. 677-A O. S. & Y. Bronze Gate	City Water Shut-off
D	1	Fig. 106-A Bronze Globe	City Water Test Connection
E	1	Fig. 92 Bronze Swing Check	City Water Backflow Prevention
F	3	Fig. 47 Bronze Gate	3-way Mod. Valves Shut-off
G	2	Fig. 106-A Bronze Globe	3-way Mod. Valves By-pass
H	2	Fig. 47 Bronze Gate	P.R.V. Shut-off
I	1	Fig. 106-A Bronze Globe	P.R.V. By-pass
J	1	Fig. 92 Br. Swing Check	Prevention of back-flow into City Water
K	2	Fig. 92 Br. Swing Check	City Water Check-off
L	2	Fig. 106-A Bronze Globe	Heat Exchanger Shut-off Control
M	1	Fig. 106-A Bronze Globe	Heat Exchanger By-pass
N	2	Fig. 106-A Bronze Globe	Unit Air Shut-off and Control
O	1	Fig. 106-A Bronze Globe	Unit Air By-pass
P	1	Fig. 106-A Bronze Globe	System Manual Bleed
Q	1	Fig. 47 Bronze Gate	Pump Suction Shut-off
R	1	Fig. 106-A Bronze Globe	Pump Discharge Shut-off
S	1	Fig. 92 Br. Swing Check	Pump Discharge Check
T	1	Fig. 106-A Bronze Globe	Floor Drain Trap Fill
U	1	Fig. 47 Bronze Gate	Hot Water Tank Shut-off
V	4	Fig. 106-A Bronze Globe	Engine Cooling Water Control
W	1	Fig. 106-A Bronze Globe	Cold Water Supply
X	1	Fig. 47 Bronze Gate	Cold Water to Heat Exchanger

Diagram by Huxley Madeheim, Consulting Engineer

A typical circuit is shown for recovering waste heat in small plants, garages, laundries, etc., where a Diesel Engine is used to generate electricity. Heat in the cooling water is dissipated through unit heater, and also through an exchanger for domestic hot water supply. Heat dissipation can be balanced between the two units by means of globe valves. An aquastat shut-off is provided for unit heater fan.

Overheating is prevented by a temperature and pressure relief valve. Overcooling is prevented by a three-way modulating valve which by-passes a portion of cooling water back to circulating pump should the demand from heat exchanger and unit heater be too great.

Suitable protection is provided against low city water pressures and provision is made for shutdowns and freeing air from system.

Copies of Layout No. 16, enlarged, with additional information will be sent

on request . . . also future Piping Layouts. Just Mail coupon.


Other types and pressure ranges of Jenkins Valves can be used for this layout, according to factors involved. Consultation with accredited piping engineers and contractors is recommended on major installations.

### A CHOICE OF OVER 600 JENKINS VALVES

To save time, to simplify planning, to get the advantages of Jenkins specialized valve engineering experience . . . select all valves from the Jenkins Catalog. Jenkins Valves assure lowest cost in the long run.

Jenkins Bros., 80 White Street, New York 13; Bridgeport; Atlanta; Boston; Philadelphia; San Francisco; Chicago; Jenkins Bros., Ltd., Montreal; London, England.

LOOK FOR THIS  DIAMOND MARK Since 1864



## JENKINS VALVES

For every Industrial, Engineering, Marine, Plumbing-Heating Service . . . in Bronze, Iron, Cast Steel, and Corrosion-resisting Alloys . . . 125 to 600 lbs. pressure.

Sold through Reliable Industrial Distributors Everywhere.

JENKINS BROS., 80 White St., New York 13, N. Y. Please send me a reprint of Piping Layout No. 16, and future Layouts as they become available.

Name.....  
Address.....  
Company.....

## MANUFACTURERS' LITERATURE

### AIR CONTROL

**Airtopia.** Bulletin and specification sheet describing a new air conditioning unit consisting of a reversible cycle refrigerating system which cools, heats, ventilates, filters, humidifies and dehumidifies the air automatically as required. 8 pp., illus. Drayer-Hanson, Inc., Dept. AR, 767 E. Pico Blvd., Los Angeles 21, Calif.

### BOILERS

**Springfield Standardized Boilers, Type M (Bulletin 746).** Full description of the Type M boiler, its specifications, advantages claimed. Measurements and data table, ordering information. 4 pp., illus. Springfield Boiler Co., 1900 E. Capitol Ave., Springfield, Ill.

### CEMENT PAINT

**Color Chart, Bondex Waterproof Cement Paint.** Folder showing colors available, giving full information about the paint, and including a chart of color schemes for home exteriors. The Reardon Co., St. Louis 6, Mo.

### DOORS

**Ellison Balanced Door Unit.** Explains the Ellison balance principle, illustrates various door arrangements, diagrams construction and installation details, and gives full information on both the standard designs and the possibilities offered by special designs. Shows typical installations. 12 pp., illus. Ellison Bronze Co., Inc., Jamestown, N. Y.\*

### FLOORING

**Koroseal Floors Are Here!** Colorful booklet describing Koroseal floors, their qualities, application, versatility. Suggestions for installations. Chart of the colors available. 10 pp., illus. Sloane-Blabon Corp., 295 Fifth Ave., New York, N. Y.

### GREASE INTERCEPTOR

**Handbook on the Proper Sizing and Selection of Grease Interceptors.** By John H. Schmid and Leroy J. Bonnell. Describes purpose, operation and advantages of grease interceptor, gives method of selection, catalogs units offered. 8 pp., illus. J. A. Zurn Mfg. Co., Erie, Penn.\*

### HARDWARE

**Yale Catalog.** Large new catalog for dealers, arranging all the manufacturer's hardware items in two-page spreads,

each of which displays hardware of one type, quality and price range. Divided into 12 sections, each indexed separately. 450 pp., illus. For dealers only. Yale & Towne Mfg. Co., Chrysler Bldg., New York 17, N. Y.\*

**A Procedure for Testing the Locking Effectiveness of Self-Locking Nuts and Related Fastening Devices.** By J. A. Sauer. Describes in detail the equipment and procedure for making tests for vibration, installation and removal torque, re-use torque, and wearing and plating. Explains how to evaluate these tests in connection with individual fastener problems. 16 pp., illus. Elastic Stop Nut Corp. of America, Union, N. J.

### HEATING

**Dunham Baseboard Simplicity Heating System (Bulletin 639).** Bulletin describing the advantages claimed for baseboard heating and illustrating how the system works. Diagram of placement in various rooms from one heating pipe that goes around the entire house. 6 pp., illus. C. A. Dunham Co., 450 E. Ohio St., Chicago 11, Ill.\*

**Williams Vented Wall Warmolater and Williams Warmolator.** Two illustrated folders describing heating units for natural, butane or propane gas. Give installation methods, list advantages claimed, sizes obtainable, capacities. Williams Radiator Co., Dept. AR, 3115 Beverly Blvd., Los Angeles 4, Calif.

### LIBRARY STACKS

**Ames Bookstacks.** Basic elements of bookstack design: types of equipment, arrangement, architectural detail, installation details and diagrams, engineering information, bookstack capacities, accessories, nomenclature. Diagrams include a typical bookstack plan, stairways in multi-tier stacks; tables include working loads for intermediate stack columns, and dead load on stack columns. Explanation of Cubook measurements to determine bookstack capacities. 36 pp., illus. W. R. Ames Co., Dept. AR, 150 Hooper St., San Francisco, Calif.

### LIGHTING

**"Day-Line" Industrial Fixtures (Bulletin 30-A).** Description of the several units in the line, specifications, installation details, servicing features, pricing data. Includes a chart on figuring footcandle intensities. 12 pp., illus. Day-Brite Lighting, Inc., 5411 Bulwer Ave., St. Louis 7, Mo.\*

**Pittsburgh Permaflector Lighting (Catalog 46).** Catalog of incandescent lighting equipment for commercial, institutional and industrial applications. Data on the fundamentals of good lighting, calculating illumination requirements. Light distribution charts and installation diagrams. 114 pp., illus. Pittsburgh Reflector Co., Oliver Bldg., Pittsburgh 22, Penn.\*

### PLASTIC SIGNS

**Winters Signs (1) for Hospitals, (2) for Hotels, (3) for Buildings.** Three pamphlets describing a line of engraved plastic signs to meet the needs of different types of buildings. 4 pp. ea., illus. Winters Stamp Mfg. Co., 51 W. Jersey St., Elizabeth, N. J.

### PROTECTIVE COATING

**Amercoat Coating Comparison Chart.** A new technical bulletin giving factual information in condensed form about the entire Amercoat line. Chart shows all characteristics and properties, serves as a guide for selecting the proper coating, preparation of the surface, and methods of application. 8 pp. Amercoat Division, American Pipe and Construction Co., P. O. Box 3428, Terminal Annex, Los Angeles 54, Calif.

### SELLING STEAM

**Steam Sales Improve Operation of Municipal Power Plant.** The case history of the Piqua Municipal power system at Piqua, Ohio, which several years ago went into the business of selling steam to nearby industrial plants. Advantages of such sale of steam. Photographs and blueprints, cost figures, installation story. 10 pp., illus. The Ric-Wil Co., Cleveland, Ohio.\*

### TIME CONTROLS

**Special-Built Time Switches for the Volume User (Bulletin T-55).** Data on six typical examples of low-cost time switches, including diagram of each, its purpose, specifications. General information on other items in the line. 4 pp., illus. Automatic Temperature Control Co., Inc., 34 E. Logan St., Philadelphia 44, Penn.

### WALL SYSTEM

**The New Gold Bond Hollow Wall System.** Description of a new system using two free standing partitions to house plumbing, wiring and ducts, to deaden sound transmission, to give a higher fire rating, and to lower job costs. Compares sound insulation value with other types of wall. Gives recommended specifications, includes a section of detailed, traceable architectural drawings. Includes also a page of sound insulation data, with charts illustrating sound insulation in decibels and the threshold of audibility. 10 pp., illus., plus drawings. National Gypsum Co., Buffalo 2, N. Y.\*

(Continued on page 148)

\* Other product information in Sweet's File, 1946.

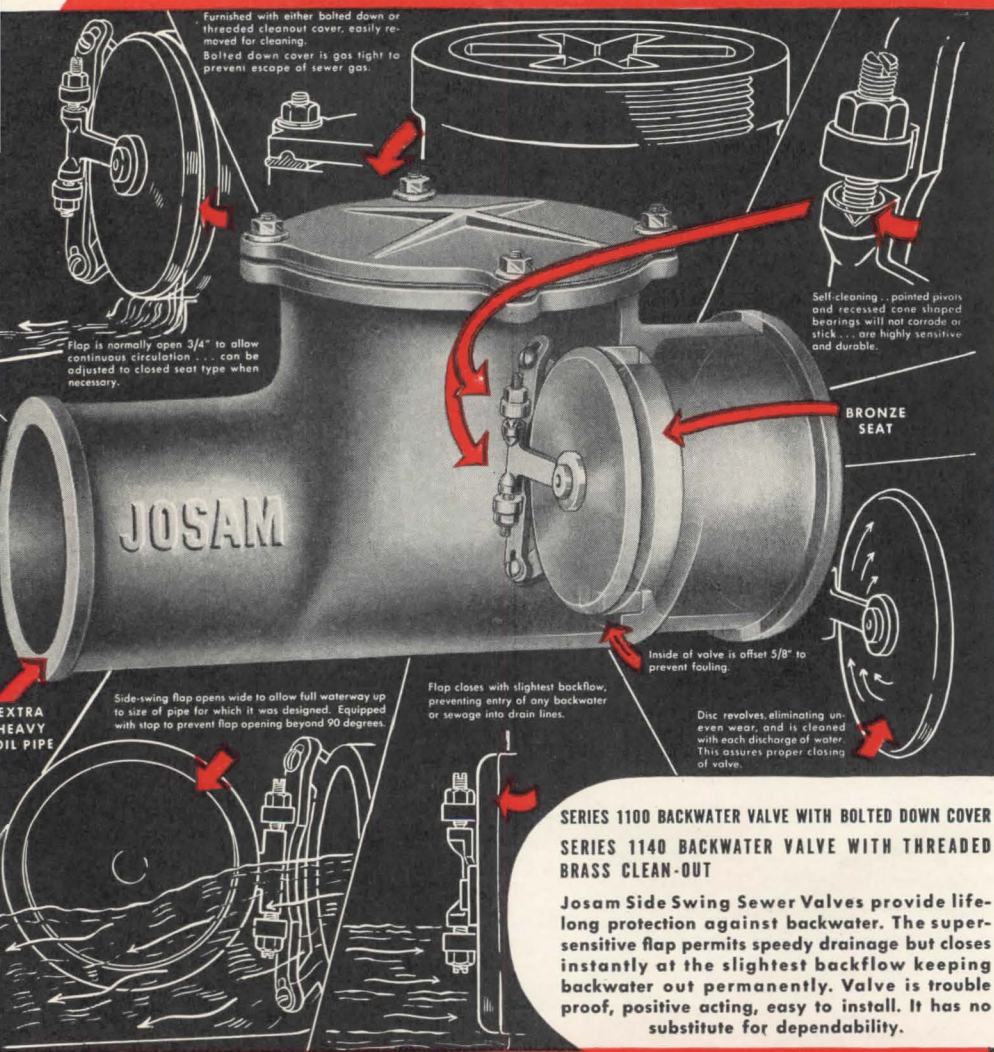


# There's a **HOLE** in every basement that's **DANGEROUS**

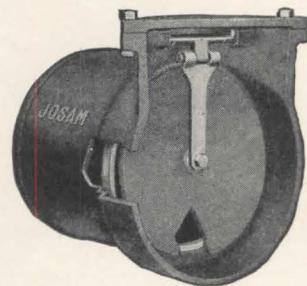
In every basement...whether it be in residence or building...where there is a drain outlet to the sewer, there is a potential source of danger! Unless this hole through which drainage is carried to the sewer is protected against backwater, disaster can quickly result. For if the sewage facilities of the community are not adequate to carry off the heavy rains and floods, the water in the sewers will back up through basement floor drains into the basement. With it

will come unsanitary residue that will cause costly and lasting damage. To prevent this ever happening to the homes and buildings on which you are working, use one of the many Josam Backwater Controls. Josam has specialized in the pioneering of products to eliminate the hazard of backwater. Their cost is so little compared with the lasting protection they provide. Send coupon today for complete information on this vital problem.


THESE **Josam** PRODUCTS provide *Permanent Protection*




Josam manufactures the right type of backwater control for every location.



**SERIES 1100 1/2**  
for Sewer Outlets, Sewer and Water Lines, Sewage Disposal Plants.



**SERIES 750-A**  
Combined Drain and Deep Seal Trap with Backwater Valve.



**SERIES 500-VT**  
Floor Drain with Tractor Grate and Backwater Valve.

## JOSAM MANUFACTURING COMPANY

ESTABLISHED 1919

General Offices, Ferguson Bldg., Cleveland 14, Ohio · Plant, Michigan City, Indiana

Representatives in all Principal Cities

JOSAM-PACIFIC CO.—West Coast Distributors

EMPIRE BRASS COMPANY, LTD.—Canadian Distributors

See our Catalog in Sweets'

Member of the Producer's Council

JOSAM MFG. CO., 304 Ferguson Bldg., Cleveland 14, Ohio

Send Data on  Backwater Valves  
 Drains with Backwater Valves

NAME .....

FIRM .....


ADDRESS .....

CITY and STATE ..... ZONE .....

(Continued from page 122)

to eliminate electrolytic corrosion hazards resulting from use of dissimilar metals. It is of one-piece construction, achieved by brazing or otherwise mechanically bonding all parts into an integral unit, together with rigid steel side plates. Universal header reportedly makes possible use of one style of heating unit on practically any two-pipe steam or hot-water piping arrangement. Other announced features are adjustable brackets for quickly obtaining correct

pitch and elevation, and choice of two types of air chambers for use on hot-water systems. Additional enclosure types and sizes are announced. The flush recessed style of enclosure, discontinued during the war, is being made again. All recessed and floor-cabinet enclosures now are available in a 16-in. height for use under low windows. In addition, the 3 $\frac{5}{8}$  in. depth of convector has been included in the line. Modine Mfg. Co., Racine, Wis.

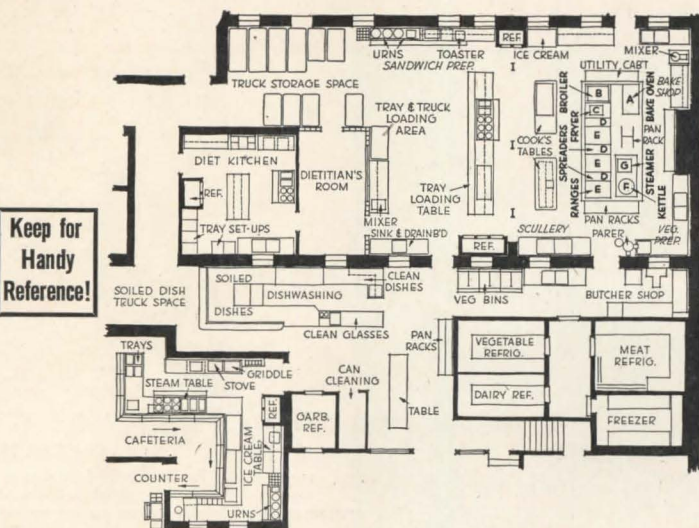


Long life claimed for magnesia insulation

## KITCHEN PLAN NO. 38:

Thirty-eighth of a series of successful mass-feeding kitchen plans.

Incorporated in this kitchen plan in a general medical hospital of 495 beds are modern concepts of operating and cleaning ease.



### COOKING EQUIPMENT USED:

- (a) 1 No. 959 BLODGETT GAS-FIRED BAKING AND ROASTING OVEN
- (b) 1 Gas-fired broiler
- (c) 1 Gas-fired fryer
- (d) 3 Spreader plates
- (e) 3 Gas-fired ranges
- (f) 1 Stock kettle
- (g) 1 Vegetable steamer

Designed by: A. Mathesius of  
H. F. Rutley Co., Brooklyn, N. Y.

Specialized Cooking Tools are an important part of this plan, enhancing a smartly arranged straight-line production flow and loading zone. The No. 959 Blodgett Oven provides easy baking, as well as vegetable, meat and dessert production in a flexible two-section unit.

## The G. S. BLODGETT CO., Inc.

50 Lakeside Avenue

Burlington, Vermont

The new, de luxe edition of "Case Histories of Successful Mass-Feeding Installations" is ready. Send for your copy now!



### PIPE INSULATION

Inspection of insulation in the Conway Building, Chicago, now undergoing major rehabilitation, indicated that 85% Magnesia Insulation, which was installed on all steam and hot water piping almost 40 years ago, is still in excellent condition. First introduced commercially in 1886, this insulating material contains 85 per cent magnesia precipitate, filtered to a wet paste, and mixed with 15 per cent asbestos fiber, then dried, and either ground into insulating cement or molded into blocks or pipe coverings, machined to size. Magnesia Insulation Manufacturers Assn., Washington, D. C.


### DOOR CLOSER

A new door control, for house, industrial, or office use, is designed to close the door quickly to a point within one inch of closed position and then ease it slowly and quietly the rest of the way. A mechanical adjustment is provided to increase or lessen tension as required. The manufacturer states that use of this control can eliminate the need for additional hardware on doors without locks which require hardware merely for closing security; and that heat, cold, or moisture will not affect operating efficiency. The control, constructed of cadmium-plated steel, comes in standard and heavy-duty sizes, weighing 1 $\frac{1}{4}$  lb. and 2 $\frac{1}{2}$  lb., respectively. B. L. Mallory Co., 1201 East Eight Mile Rd., Hazel Park, Mich.

### METAL AWNINGS

Ventilated aluminum awnings, known as Koolvent, feature alternating strips of aluminum with space provided between overlap for free circulation of air. This construction is said to prevent the for-

(Continued on page 134)



Quick Assembly — No-thread Wedge Bolts hold them tightly together.

Illustration shows 3 units of the Easy-to-erect . . . Easy-to-strip Atlas SPEED Forms.

Patent Applied for

RENT OR SALE

# ATLAS WALL AND FLOOR FORMS SPEED-UP Concrete Construction

THIS NEW METHOD of Concrete Form Construction is cutting costs 25 to 50% on concrete wall and floor construction everywhere. Saves Time, Labor, and costs much less per use than plywood forms. Steel units — easy to strip, move and set up. Light weight, average only 35 lbs. per unit. Good for indefinite use — no repairs needed. No joists needed. Finish is smooth — no fins with Type B forms. Slight fins with Type A — No grain marks or knots with either. Now used on more than 20,000 homes. Also, many apartment houses, office buildings, factories, etc. Available for early delivery. Write for details and illustrated folder.



Even a girl can lift these light-weight steel forms. Average 35 lbs. per unit.


## Irvington Form & Tank Corp.

WRITE Dept. A

New York City Sales Office: 43 Cedar St.

IRVINGTON 23, NEW YORK

Tel. Bowling Green 9-4030



Typical Atlas Steel foundation form with steel walers and fabricated units. In house construction, wood or steel walers are used

**Atlas Steel Forms for every Purpose**


(Continued from page 132)

mation of "heat pockets" common to other types of awnings and, by actual test, to reduce summer temperatures within rooms from 10° to 20°. The awnings are finished with two coats of baked enamel which can be cleaned with a damp cloth, and repainted at will to conform to changes in color scheme. Standard color combinations include red and white, green and white, blue and white, black and white, and maroon and white. Cream color may be substituted

for white, or awnings can be furnished in natural aluminum finish or in solid colors. Kool-Vent Metal Awning Corp. of America, Keystone Bldg., Pittsburgh, Penn.

### SLIDING DOOR HARDWARE

Ball-bearing suspension units are used with track assembly to support sliding doors. The steel track on which the door is hung is lightweight yet strong, in the



Ball-bearing suspension units, riding on miniature I-beam, guide sliding door panel

shape of a miniature I-beam, and an aluminum floor guide is supplied to engage the grooved bottom of the door. The door hangers, which ride on rollers with ball bearings, can be adjusted in depth to accommodate slight variations in door size, and may be disengaged readily from the suspension beam for removal of the door. Similar suspension hardware is available for sliding curtains, made with curved as well as straight track, and employing a roller-bearing suspension unit for the curtain rings. Grant Pulley and Hardware Co., Broadway at 57th St., Woodside, N. Y.

### KITCHEN VENTILATOR

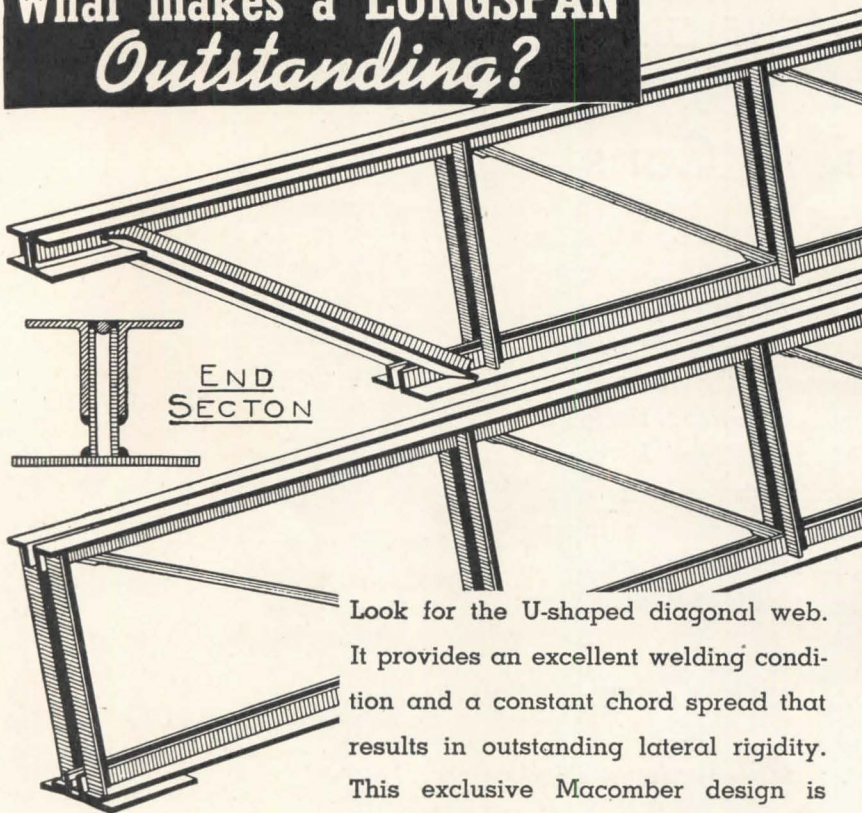
Operating on the outside of the wall with only a small grille visible from inside the kitchen, a new electric ventilator, *Kitchen-Aire Six* is designed to minimize operating noise, and features fire-resistant design with an enclosed fan-cooled motor entirely removed from the grease-laden air stream. Aluminum construction throughout is said to insure long and dependable service. Centrifugal-type balanced impeller reportedly operates efficiently against static pressures encountered in winter operation or duct applications. Only a 6-in. diameter opening through the wall is required; for other than side wall mounting, ventilator inlet enters between joists and standard sections of 6-in. pipe can be used for runs up to 30 ft. The *Kitchen-Aire Eight* is similar in design but with greatly increased capacity (¼ Hp. 110 volt) for restaurant kitchens and other industrial uses. Stewart Mfg. Co., 3209-11 East Washington St., Indianapolis 1, Ind.

### WALL TILE

Distribution of *Veos Wall Tile*, manufactured by the Clyde Porcelain and Steel Corp., has been taken over by Armstrong Cork Co., and will be available through contractors who install as

(Continued on page 136)

## What makes a LONGSPAN Outstanding?



Look for the U-shaped diagonal web. It provides an excellent welding condition and a constant chord spread that results in outstanding lateral rigidity. This exclusive Macomber design is made in underslung or square end types with sloping or parallel chords in lengths up to 70 feet. Here is a completely standardized structural unit, specified from load and span tables for unobstructed floor or roof support. Get our complete design information for your next project.

●  
STEEL JOISTS  
ROOF PURLINS  
ROOF TRUSSES  
LONGSPANS  
ROOF DECKING  
STEEL SIDING  
●

STANDARDIZED SERVICE IN STEEL CONSTRUCTION

# MACOMBER

CANTON • OHIO


MEMBER OF THE STEEL JOIST INSTITUTE



## FOR HOSPITAL WIRING

*The Modern Way is the Electrunitite Way*

**NO JOB TOO BIG...NONE TOO SMALL...  
for Safe, Dependable ELECTRUNITE E.M.T.  
the ORIGINAL Lightweight Steel Raceway**



There are three reasons why ELECTRUNITE E.M.T. (Electrical Metallic Tubing) is unequalled for ease of bending and rebending: (1) Uniformly high ductility. (2) The one-piece ELECTRUNITE Bender. (3) The ELECTRUNITE Bending System which simplifies the making of all standard bends, stubs and offsets.

### *12 Advantages*

1. FULL PROTECTION
2. NO THREAD CUTTING
3. INCH MARKING
4. LIGHT WEIGHT
5. EASY TO BEND AND REBEND
6. STANDARD FITTINGS
7. EASY TO INSTALL
8. UNBROKEN CORROSION-RESISTANCE
9. KNURLED INSIDE SURFACE
10. UNIVERSAL ACCEPTANCE
11. LOW COST
12. WIDESPREAD DISTRIBUTION

#### SEE SWEET'S FILE

or write us for detailed information on these Republic Steel Building Products

Pipe—Sheets—Roofing  
Enduro Stainless Steel  
Toncan Enameling Iron  
Electrunite E.M.T.  
Fretz-Moon Rigid Steel Conduit  
Taylor Roofing Terns  
Berger Lockers, Bins, Shelving, Kitchen Cabinets  
Truscon Steel Windows, Doors, Joists  
and other building products



For safe, dependable wiring protection—ease and convenience of installation—lowest possible original and maintenance costs—no other raceway affords the many advantages of Republic ELECTRUNITE E.M.T.—the *original* streamlined wiring raceway.

Consider these brief facts:

**SAFETY**—Inspection by Underwriters' Laboratories means positive assurance that ELECTRUNITE E.M.T. provides adequate electrical and mechanical protection throughout the job. Moreover, it is approved by The National Electrical Code for general purpose wiring in exposed, concealed and concrete slab construction.

**EASE OF INSTALLATION**—ELECTRUNITE E.M.T. is threadless . . . completely eliminates dirty, tedious thread-cutting . . . strong, water-tight joints are made quickly and easily with simple, compression-type couplings and box connectors. And because its weight is less than half that of threaded-type conduit, ELECTRUNITE E.M.T. is easier to bend, easier to handle and easier to install.

**LOW COST**—Actual installation records from all parts of the country prove conclusively that ELECTRUNITE E.M.T. saves valuable time and money on every type of job.

That's only part of the story. For complete details see your nearest Steel and Tubes Division Representative.

**REPUBLIC STEEL CORPORATION**  
STEEL AND TUBES DIVISION • CLEVELAND 8, OHIO  
Export Department: Chrysler Building, New York 17, New York

*Republic*  
**ELECTRUNITE E.M.T.**  
Reg. U. S. Pat. Off.

**LIGHTWEIGHT THREADLESS RIGID STEEL RACEWAY**

well as sell the material. This is a porcelain-on-steel wall tile, with a base of 20-gauge steel, coated on back and sides as well as front to insure moisture resistance and prevent rust. To install, an asphalt-saturated fiberboard, slotted to fit the tile, is first nailed to the wall. The tile is then secured to the fiberboard by means of an adhesive. Colors available are aqua, ivory, black, bisque, peach and dubonnet. Resilient Tile Floors Dept., Armstrong Cork Co., Lancaster, Penn.

(Continued from page 134)

## FUEL TANK FOR HEATER

When a large-capacity fuel tank is unavailable, the recently announced line of *Duo-Therm* water heaters can be placed in prompt service through use of a 5-gal. fuel-oil tank, designed to be attached directly to the side of the water heater by a simple operation. Tank is styled in white enamel to harmonize with the heater. Duo-Therm Division, Motor Wheel Corp., Lansing, Mich.

## PAINT BRUSH CLEANER

To increase the "yardage" performance of paint brushes, *Brush Shampoo* has been announced as a cleaner which is efficient for removing hardened paint, lacquer, varnish, shellac, or enamel, right down to the heel of the brush. It is said to be harmless to hands, and will not injure hog bristle or nylon, nor the setting compound. Brushes cleaned in this way can be rinsed under faucet without staining sink or wash basin. Cleaner can be used full strength for fastest results, or diluted with water. Devoe & Reynolds Co., Inc., 44th St. & First Ave., New York 17, N. Y.

## FLUORESCENT TROFFERS

Special knock-outs in the ends of recessed fluorescent troffers are reported to make possible their use in accurate 48-in. lengths, requiring no more ceiling length than that of the 48-in. fluorescent lamps and their lampholders. The troffers are built as complete units with quick-mounting brackets, ready for installation. Interchangeable accessories include baffles, two types of egg-crate louvers, and both flat and formed glass panels. A choice of two reflector surfaces is offered; all troffers have 300° white reflectors; and Alzak reflectors may be had with special Alzak reflector liners. Troffers are available in two types; deep type for one, two, or three 40-watt lamps, and shallow type for one or two 40-watt lamps. Both types are supplied with flange or T-bar mounting edges. Edwin F. Guth Co., 2615 Washington Blvd., St. Louis 3, Mo.


## DAMPER CONTROL

Automatic damper control is brought to coal- or wood-fired stoves, ranges, and some types of furnaces by *Thermodraft*, which opens and checks draft thermostatically. It is installed in chimney pipe, either horizontally or vertically, fitting tightly between two of its sections, and requiring no electrical or other connections. Sizes are for 6-in., 7-in., and 8-in. flue pipes. Thermostatic control should offer many advantages: greater comfort through elimination of periods of overheating and cooling, low overnight temperature with assurance that fire won't die for want of draft, removal of fire hazard from overheated flues, and conservation of fuel. No-No Specialty Co., Quincy Ave. at East 69th St., Cleveland 4, Ohio.

## WATERPROOFING

Inquiries regarding *Aquella* waterproofing compound (ARCHITECTURAL RECORD, Sept., 1946, p. 136) should be sent to Prima Products, Inc., 10 East 40th St., New York 16, N. Y., rather than to Aquella Products, Inc., Richmond Hill, N. Y., as announced.

for  
Every  
Architect



## THE SPENCER DATA BOOK

The return of building activities calls for complete data on Spencer Vacuum Cleaning in your files. See what Spencer is doing in 50,000 schools, theatres, hotels, industrial and commercial buildings.

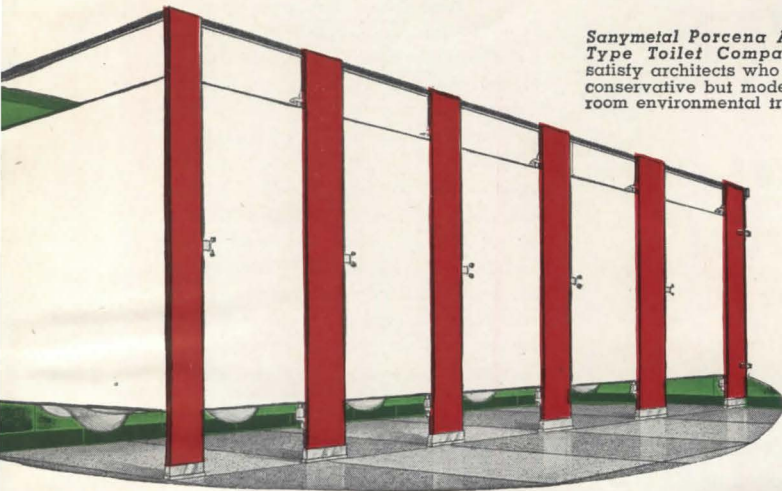

### CHECK THE SECTIONS YOU WANT

- No. 131—General Information
- No. 133—Producers and Separators
- No. 125—Industrial Vacuum Cleaning
- No. 116—Piping and Valves
- No. 115—Tools and Hose
- No. 136—Specifications
- No. 137—Boiler cleaning, central
- No. 117—Furnace cleaning, portable
- No. 138—Dry mop cleaning
- No. 139—Swimming pool cleaning


**SPENCER VACUUM**  
HARTFORD  
**CLEANING**  
THE SPENCER TURBINE COMPANY, HARTFORD 6, CONN.

307A

Sanymetal Century Type Ceiling  
ing Toilet Compartments are  
particularly appropriate for  
schools. They impart dignity,  
dignity, and cheerfulness to  
toilet room environment.



*Sanymetal Porcena Academy  
Type Toilet Compartments*  
satisfy architects who desire a  
conservative but modern toilet  
room environmental treatment.




*Sanymetal Porcena Normandie  
Type Toilet Compartments*  
impart a moderately streamlined  
effect to a toilet room environ-  
ment. Streamlined design wedded  
to utility fulfills all requirements.

*Sanymetal Porcena Academy  
Type Shower Stall and Dress-  
ing Room Compartments*  
provide the utmost in sanitation  
for tourist camps, gymnasiums,  
clubs, Y. M. C. A.'s, etc.

**Sanymetal\***  
\*Trade Mark Reg. U. S. Pat. Off.

**TOILET COMPARTMENTS,  
SHOWER STALLS AND  
DRESSING ROOMS**



**Sanymetal\***  
\*Trade Mark Reg. U. S. Pat. Off.  
**"PORCENA"**  
(Porcelain on Steel)  
**TOILET COMPARTMENTS  
AND SHOWER STALLS**

**EXPEDIENCY USUALLY RESULTS IN PREMATURE  
OBSOLESCENCE OF BUILDING ENVIRONMENTS**

● Avoiding premature obsolescence in toilet room environment does not depend on chance. It is the toilet room environment that impresses people either favorably or adversely concerning the convenience and modernity of a building. Toilet compartments usually dominate a toilet room, give character to the toilet room environment, and emphasize the convenience of the plumbing fixtures.

Expediency sometimes suggests the use of ordinary toilet compartments. Due to the development of new types of building products, the urge to satisfy expediency should be resisted because the installation of a product merely on the basis of its availability may result in premature and costly obsolescence. There is no greater assurance against premature obsolescence in the toilet room environment than Sanymetal "PORCENA" (Porcelain on Steel) Toilet Compartments. Resist the influence of expediency that would urge the acceptance of a substitute. Sanymetal "PORCENA" Toilet Compartments are made in types suitable for toilet room environments in every type of building. They provide the utmost sanitation. "PORCENA" (porcelain on steel) is a material that provides the correct combination of the hardness of glass with the inherent structural strength of steel—a material which presents no vulnerable point of deterioration. Sanymetal "PORCENA" Toilet Compartments are made in a wide range of never-fade colors imbedded deep into a glass-smooth, flint-hard, non-porous surface that is moisture and rust-proof, does not absorb odors, and is impervious to ordinary acids, oils and grease. The brilliance of the glass-smooth surface can be maintained by wiping clean with a damp cloth. Sanymetal "PORCENA" Toilet Compartments embody the results of over 32 years of specialized skill and experience in making over 70,000 toilet installations.

Ask the Sanymetal Representative in your vicinity ("Partitions" in phone book) for helpful suggestions on planning modern toilet room environments to avoid premature obsolescence. Refer to Sanymetal Catalog 19-B5 in Sweet's Architectural File for 1946 or write for file copy of Catalog 84.

**THE SANYMETAL PRODUCTS COMPANY, INC.**  
1689 URBANA RD. • CLEVELAND 12, OHIO

*Sanymetal Catalog 84*  
illustrates several typical  
toilet room environments.



priced out before it gets there with the 'goods.'"

Upward pressure on construction costs would be eased if there were a better balance in the emergency housing program, Thomas S. Holden, president of the F. W. Dodge Corporation, suggested. "For this reason, among others, more apartment buildings of both city and suburban types are urgently needed. The average apartment suite is apt to require smaller quantities of critical materials

than does the average single-family house; it also requires less of certain materials like lumber whose price increases have been proportionally much greater than others. Speeding up of apartment buildings would spread the strain on material markets, spread employment among building trades not used for house building, and better serve the immediate needs of thousands of veterans."

The value of new construction this year is expected to total about \$9.2

billion, of which about \$3 billion will be spent on permanent-type non-farming housing, said Wilson Wright, economist of the Armstrong Cork Co., and chairman of the Council's Market Analysis Committee. "Construction expenditures are expected to rise to about \$11.7 billion in 1947," he predicted, "and to average about \$14.6 billion in 1948 and 1949." Of this total, the volume of new housing is expected to reach \$5 billion in 1947 and average \$5.7 billion in the next two years, permitting construction of 252,000 new permanent-type dwelling units this year, 820,000 in 1947, and 970,000 on the average in 1948-49.

A full 90 per cent of the increased cost of building is attributable to labor and the government, A.I.A. president James R. Edmunds, Jr., told the meeting. "The government has contributed to our higher costs through higher taxes and inept efforts to control the economy and the construction industry which have reduced materials production and encouraged work stoppages," Mr. Edmunds said. "Labor has contributed the greater share of the increased cost through higher wage levels all along the line, through its own reduced productivity, and through strikes in the building industry and in related industries. . . . No one in the building industry contends, however, that opportunities to reduce building costs are confined to the field of labor. There is much that all of us can do."


Arthur A. Hood, co-chairman of the Council's Manufacturer-Dealer Coordinating Committee, offered one solution to the housing shortage. He advocated a plan to enlist dealer cooperation in the promotion and production of the greatest possible number of homes in the immediate future. Believing that by standardization of plan building costs can be reduced to the required level, Mr. Hood said that architect Randolph Evans has produced three designs for small houses suitable for the various sections of the country. A million of these, it is proposed, could be built through dealers' cooperation, using standardized, mass-produced parts.

Several architects were among the 14 men honored by the Council for their contribution to the advancement of dimensional coordination of building materials and equipment: Prentice Bradley, architect of the Modular Service Association; Theodore Irving Coe, technical secretary of the A.I.A.; Max H. Foley; Frederick G. Frost, Sr.; and A. Gordon Lorimer, chief architect, Department of Public Works of New York City.

#### SULLIVAN HONORED

On September 3, the 90th anniversary of the birth of Louis Henri Sullivan, a bronze tablet marking his birthplace, 42 S. Bennett St., Boston, was unveiled

(Continued on page 140)



**Specify  
a  
permanent  
worry-proof**

**EXIT**  
**for CORROSIVE fumes**

**H**ere is an unailing, trouble-free way to evacuate unpleasant, dangerous, metal-eating fumes from your new building.

Durco exhaust fans are engineered specifically to operate with lasting efficiency, unimpaired by destructive fumes, vapors and gases. The reason for their almost complete corrosion-immunity is the fact that all parts in contact with the fumes are of Durco alloy castings. These are corrosion resistant throughout; require no coating or painting for protection.

For complete, detailed information on Duriron, Durichlor or Durimet fans with capacities from 50 to 5000 cubic feet per minute, write for the new 12 page bulletin #1102. It has everything you need to know to enable you to select and specify the right Durco fan.

DURCO Adv. 18-GM


**THE DURIRON COMPANY, INC.**  
DAYTON 1, OHIO

Makers of

**DURIRON**  
ACID PROOF  
DRAIN PIPE



# Time-Saver Standards



**Now available  
in a single volume!**

**"Architectural Record's" 10-year  
Collection of Architectural and  
Engineering Standards.**

**277 Time-Saver  
Standards —**

656 Pages  
12-Page Master Index  
Size 8½ x 11  
More than 1,000  
illustrations, charts,  
diagrams

These telescopic outlines of only a very few of the 277 Standards give a quick idea of the detailed treatment accorded each subject.

**Dry-wall Construction** Materials applicable. Fiber board. Fiber insulation board. Planks and tileboards. Hardboard. Gypsum wallboard. Plywood. Cement asbestos. Plastics. Composite and self-supporting walls and partitions . . . Advantages. Handicaps. Costs. Terminology. Classifications and sizes. Framing and furring. Joints. Nailing and cementing. Flexible fasteners. Finishing. Simplified practices. Uses. Applications. References.

**Heating — Unit Heaters.** Typical Heat sources. Boiler capacity. Characteristics. Location. Selection data. Capacities. Controls. Fresh Air connections. Pipe connections. Louvres. Grilles. Deflectors.

**Basement Waterproofing.** Impermeability of concrete cracks and joints in masonry. Hydrostatic pressure. Recommended concrete mixtures. Effect of curing time on permeability. Integral and membrane methods. Plastic and iron coating. Cement-base coatings.

**Folding Partitions.** Center hung doors. Pair-operated doors. Pockets. Passage through closed partitions. Door construction and soundproofing. Rolling partitions. Folding fabric partition.

**Lighting.** Recommended levels of illumination. Fixtures for filament and mercury lamps. Luminaire spacing. Room index. Coefficients of illumination. Layout suggestions. Conformity with structural design. Computed values of illumination. Lumen output of lamps.

**Noise Reduction Acoustical Materials.** A rule-of-thumb answer to what noise coefficient to use. Special applications. Materials for plastic application. Costs. Appearance. Design. Fire resistance. Light reflection. Heat transmission. Lighting. Pre-cast materials. Effect of paint. Acoustical Units: Wood framing; metal suspension systems.

Here, for the first time in one encyclopedic volume, are virtually all the Time-Saver Standards ever published — 277 of them — reprinted exactly as they appeared in "Architectural Record" and "American Architect" during the past ten years — with one 12-page master index.

Now going to press, for delivery on December 15, is a giant volume of 656 pages containing a *complete* collection of these now famous authoritative monographs on technical aspects of construction dealing with

- *Architectural Design*
- *Engineering Data*
- *Materials Technology*
- *Building Practice*

Designed for the practical guidance and every-day use of architects, engineers, specification writers, and building technicians, "TIME-SAVER STANDARDS" will bring you a wealth of detailed information on design and building practice . . . carefully selected from the works of the nation's leading building designers and engineers.

**A Treasurehouse of Ideas and Information**

Experience shows that a single item in TIME-SAVER STANDARDS can well save thousands of dollars in economy construction . . . save many hours of *your* valuable time. Yet you can now place this concise and well-organized planning data at your command for less than \$12 — if you act now.

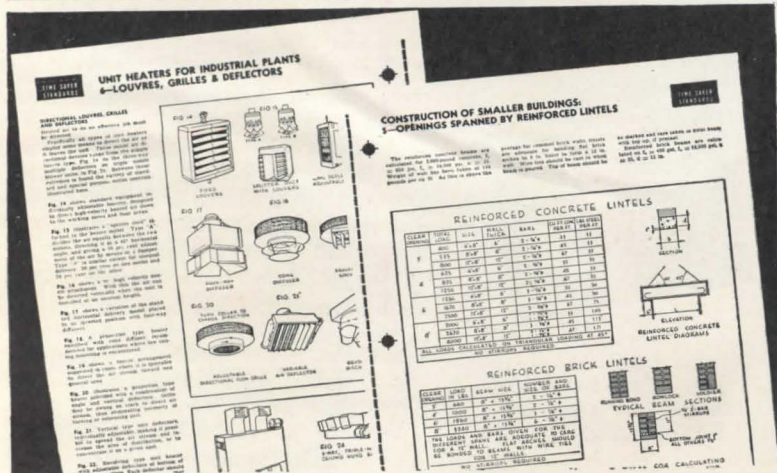
**Reserve Your Copy Now — And Save Money!**

As of the date of publication, December 15, 1946, the regular price will be \$12.00 — *provided there are any copies left unsold!*

But today you can take advantage of the pre-publication price of \$9.50, a meaningless fraction of what this marvelous tool can be worth to you.

All you have to do is to fill in the accompanying coupon, now, while you have it in hand, attach your check for \$9.50, and mail it today.

Then your copy of TIME-SAVER STANDARDS will be reserved and rushed to you upon publication on the basis of first-come, first-served. Orders received after December 15 cannot be accepted at this pre-publication price. So take no chances. Act now.



BOOK DEPARTMENT, ARCHITECTURAL RECORD  
119 West 40th Street, New York 18, New York

Enter my advance order for \_\_\_\_\_ copies of the new, complete, 656-page edition of "Time-Saver Standards" at the pre-publication price of \$9.50\* per copy. (Regular price \$12.) I enclose payment of \$ \_\_\_\_\_

\*Add 19 cents for New York City delivery—\$9.69 in all.

Name \_\_\_\_\_

Address \_\_\_\_\_

City \_\_\_\_\_ Zone \_\_\_\_\_ State \_\_\_\_\_

## THE RECORD REPORTS (Continued from page 138)

by the Boston Society of Architects and the Massachusetts State Association of Architects. James R. Edmunds, Jr., president of the A.I.A., presided at the unveiling ceremonies.

The plaque, designed by Richard Shaw, bears the inscription: "Birthplace of Louis Henri Sullivan, 1856-1924, Architect and Author whose stalwart and vital achievements mark the beginning of an independent architecture consistent with the normal creative spirit of

man and the free aspirations of the people of America."

A Commemorative Dinner at the Boston Architectural Center followed the unveiling ceremonies.

### ARCHITECTS UNITE

In order better to unify their efforts, the Southern Illinois, Central Illinois and Chicago chapters of the A.I.A. have formed the Illinois Architects Association. Officers elected at the first meeting

of the new group in September are: *president*, C. Herrick Hammond, Chicago; *vice-president*, S. T. Pabst, East St. Louis; *secretary-treasurer*, Earl C. Worthington, Springfield.

### RICHMOND SHREVE

Richmond Harold Shreve, New York architect and senior member of the firm of Shreve, Lamb & Harmon, designers of the Empire State Building, died on September 10 at the age of 69.

Widely known throughout the country, Mr. Shreve, as director of the Slum Clearance Committee of New York organized the data upon which districts for slum clearance were determined. He was also chief architect for the Williamsburg Housing Project, the first of the New York Housing Authority's large slum-clearance developments.

A native of Nova Scotia, Mr. Shreve was a graduate of the College of Architecture of Cornell University, a Fellow of the American Institute of Architects of which he was president in 1941-43, and a member of the Royal Institute of British Architects. He served as president of the New York Building Congress from 1927 to 1929.

### CLAUDE F. BRAGDON

Claude Fayette Bragdon, author and architect, died suddenly on September 17 at the age of 80.

A practicing architect in Rochester, N. Y., from 1901 to 1923, Mr. Bragdon was well known for his designs of railroad stations throughout the United States and Canada. In 1923 he became associated with Walter Hampden, actor, for whom he designed stage sets for a number of years. He was formerly lecturer on architecture at the Art Institute of Chicago and in 1934 was appointed special lecturer on the same subject at Princeton University.

### ON THE CALENDAR

*November 11-14:* 31st National Hotel Exposition, Grand Central Palace, New York City.

*November 11-16:* 39th Annual Convention, National Association of Real Estate Boards, Atlantic City, N. J.

*November 17-22:* 27th Annual Meeting, American Welding Society, Hotel Ambassador, Atlantic City, N. J.

*November 18-22:* 28th Annual National Metal Congress and Exposition, Municipal Auditorium, Atlantic City, N. J.

*December 2-7:* 17th National Exposition of Power and Mechanical Engineering, Grand Central Palace, New York City.

*January 4, 1947:* Meeting, North American Conference on Church Archi-

(Continued on page 142)

## A LITTLE KINTRIM ADDS A LOT MORE



The graceful and lustrous beauty of KINTRIM calls your client's attention to features of interior design that, ordinarily, might go unappreciated. And KINTRIM affords you greater freedom along modern, sweeping lines . . . For these metal mouldings also have the structural precision you *need* and want for more attractive, practical use of: (1) Wallboards, and (2) Linoleums for walls, counters, and floors.

For "visible value"—to fit covering materials snugly—KINTRIM is precision-made in a complete range of gauges. And every section of KINTRIM Stainless Steel embodies Kinkead's refinement—the *Rolled Edge*—to protect hands and clothes from snagging.

Let KINTRIM beauty and utility serve as *the finishing touch* that adds more "visible value" to your designing

**kintrim**  
TRADE MARK

**KINKEAD INDUSTRIES**  
INCORPORATED

440-450 W. SUPERIOR ST., CHICAGO 10, ILL.

3660-C

3650-C


3640-C

3630-C

Write Dept. 11-A, for reprint of KINTRIM showing, Architects' File, 1946 Sweet's Catalog.

Copyr. 1946, Kinkead Industries, Incorporated

# Home of Girard Trust Carries on Fine Tradition



GIRARD TRUST  
COMPANY  
GROUP OF  
BUILDINGS,  
PHILA., PA.  
Left to right:  
Morris Building,  
Girard Trust Co.  
Building, Girard  
Trust Office Bldg.

One of the first trust companies in America, organized in 1836 and never merged with any other bank, is the Girard Trust Company.

Carefully conservative in the Girard tradition is the management of the three Girard Trust properties in downtown Philadelphia. Their use of Webster Steam Heating Equipment, goes back to 1910... has kept these properties at the peak in comfort and economy in heating. The 28-story Girard Trust Office

Building, the 18-story Morris Building, and the picturesque domed Girard Trust Company Building are today heated from one central boiler plant, with most of the installation enjoying the "controlled-by-the-weather" comfort of a Webster Moderator System.

In 1910, the first installation of Webster Heating Equipment was made in the Morris Building, when the engineering firm of Francis Brothers & Jellett, Inc. (now

Stewart A. Jellett Co.) handled the installation of a "Webster System of Steam Circulation and Apparatus."

The Girard Trust Company Building has used Webster Heating Equipment since 1922, when Webster Traps were installed on direct radiation and on vent coils by W. G. Cornell Co., heating contractor.

In 1931, the 28-story Girard Trust Office Building was built and equipped with the Webster Sylphon Traps and Type W Valves. William H. Walters & Sons, Philadelphia, were the heating contractors and Tenney & Ohmes, Inc., New York, consulting engineers.

Webster Heating Equipment has been purchased at intervals for 35 years as made necessary by the changing requirements of these three buildings. Most recent improvement was the selection of a Webster Electronic Moderator System as part of a modernization program begun in 1945 involving a tailor-made orificing job—equipping 734 Radiator Supply Valves with properly sized Webster Metering Orifices. William H. Walters & Sons were the contractors and Moody & Hutchison, Philadelphia, consulting engineers.

Karl Rugart, Philadelphia Representative with Webster for 29 years, has worked closely with the operating personnel of the Girard properties to assure heating comfort, economy and ease of operation. Clarence Morris is Operating Engineer. Warren Moore is Superintendent. S.H. Bigler is Building Manager.

We are ready to work with you as we have worked with the Girard Trust Company.

WARREN WEBSTER & CO., Camden, N. J.  
Representatives in principal U. S. Cities : : Est. 1888  
In Canada: Darling Brothers, Limited, Montreal

## Webster

HEATING SYSTEMS

### Webster Heating Equipment for Today's New Buildings



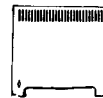
Webster Metering Orifices, expertly sized, a vital feature of the Moderator System, balance distribution and make possible central control with continuous heating.



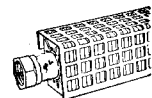
Webster Outdoor Thermostat Control automatically provides the lowest pressure for comfortable inside temperature.



Webster Electronic Moderator Control Cabinet provides continuous heating, always under control.



1946 Webster System Radiation—concealed convectors made of copper tubing and aluminum fins, with integral Webster Traps and Valves.



New! Webster Type WI Radiation for installation where floor or wall space is limited.

## THE RECORD REPORTS *(Continued from page 140)*

ecture (architects interested in church work, denominational church building board executives, editors, clergymen, craftsmen and any others interested), New York City. For information address Director, Interdenominational Bureau of Architecture, 297 Fourth Ave., New York 10, N. Y.

January 23-26: 2nd Conference and Exhibit, Low-Pressure Division, The Society of the Plastics Industry, Edgewater Beach Hotel, Chicago.

January 27-30: 28th Annual Convention, The Associated General Contractors of America, Inc., Stevens Hotel, Chicago.

January 27-31: 7th International Heating and Ventilating Exposition, Lakeside Hall, Cleveland, Ohio.

January 27-31: Electrical Engineering Exposition, and Winter Convention, American Institute of Electrical Engineers, 71st Regiment Armory, New York City.

January 28-February 2: 3rd Annual Plastics Show and Convention, The Society of Plastics Engineers, Navy Pier and Congress Hotel, Chicago.

May 5-11: 2nd National Plastics Exposition and Annual Convention, The Society of the Plastics Industry, Coliseum, Chicago.

### APPOINTMENTS

The following appointments have been announced:

Ira J. Bach, executive director of the newly organized Cook County Housing Authority with offices at 203 N. Wabash Ave., Chicago.

Leland Barrows, special assistant to Commissioner Dillon S. Myer of the FPHA, to handle special problems arising in the execution of the veterans' temporary emergency housing program.

Ross A. Gridley, director of the Construction Branch of the NHA.

Walter Measday, regional director in Los Angeles, heading the new regional headquarters office of the U. S. Department of Commerce.

Douglas P. Maier, former captain in the U. S. Army Intelligence Service, associate professor of architectural design at Western Reserve University.

Dr. Frank Roos, recently professor of the history of art at Ohio State University, professor and head of the department of art at the University of Illinois; he succeeds Professor James VanDerpool, now with Columbia.

### OFFICE NOTES

#### Offices Opened, Reopened

Wallace G. Atkinson has reopened his office for the practice of landscape architecture and site planning engineering at 520 N. Michigan Ave., Chicago 11, Ill.

Harry Barrett, A.I.A., has announced his return to private practice with offices at 1309 14th St., N.W., Washington 5, D. C., following almost five years as staff architect in Washington to the British Government.

Jules P. Channing has established a consulting engineer office for the general practice of civil engineering at 1540 Washington Ave., Miami Beach, Fla.

William F. Deknatel, Architect, has reopened his office at 25 E. Jackson Blvd., Chicago 4, Ill.

Arthur Fehr and Charles Granger, both A.I.A., have reopened their office for the practice of architecture and urban planning at 502 E. Fifth St., Austin, Texas.

Charles Dana Loomis, A.I.A., formerly technical director of the Housing Authority of Baltimore City, has resumed the private practice of architecture at 22 E. 25th St., Baltimore 18, Md.

Lloyd E. Mellor, Architect, recently separated from the Army Air Forces as

*(Continued on page 144)*



modern Marlite.

••• your line to least client resistance •••


Specify an interior decorative medium that generates client enthusiasm and satisfaction wherever it's installed. That's the record of Marlite wall and ceiling paneling with its host of applications for all types of rooms in all types of buildings. Also, Marlite's wide selection of colors and patterns gives you the design freedom you need to create tomorrow's interiors. • Once installed, over old walls or new, Marlite's smooth, easy-to-clean, long wearing surface delivers the kind of service that brings lasting client satisfaction . . . and the kind that satisfies you that "you're RIGHT with MARLITE!" Marsh Wall Products, Inc., 115 Main St., Dover, O.

**NOTE TO PATIENT CUSTOMERS:** We're doing our best on deliveries. Marsh Mouldings and Mastic are immediately available, and all Marlite deliveries are gradually improving.



FOR CREATING BEAUTIFUL INTERIORS


... the new world standard  
of protection in safe  
deposit box management  
... plus convenience for  
your customers.



IT'S THE NEW H·H·M  
CHANGEABLE KEY SAFE

DEPOSIT BOX LOCK


... WITH SEALED KEY FEATURE




1




2



3



4



5

## 5 great improvements

① **SIMPLICITY OF CONSTRUCTION:** Has fewer parts than any other changeable key safe deposit box lock ever made—assuring, over an indefinite period of years, the utmost in convenience and dependability.

② **SEALED KEY FEATURE PROTECTS THE BANK:** The customer selects the sealed envelope containing his keys and signs for them in the presence of the vault manager. The bank has no duplicate, nor record of these keys. The customer is solely responsible for them.

③ **FOOL-PROOF, TAMPER-PROOF DEPOSIT BOX CONTROL:** Bank's guard-key controls insertion and removal of customers' key. All operations of lock must be made under direct supervision of guard.

④ **THOUSANDS OF CHANGES PERMISSIBLE:** By the simple device of inserting change key into rear of lock, the lock may be reset thousands of times—so that box may be rented, released, re-rented without interruption or confusion.

⑤ **EMPTY BOX KEY SIMPLIFIES CONTROL:** This key gives bank control of each box until it is rented, and between rentals. When any rental is discontinued, bank returns old customer's keys to H-H-M for resealing, and sets the lock for empty box key until box is re-rented and the lock re-set for the new customer's sealed keys.

Write for H.H.M. No. H-610-CC Catalog Page

# HERRING-HALL-MARVIN SAFE CO.


Manufacturers of Bank Vault Equipment - Bank Counters - Tellers' Buses and Lockers - Safe Deposit Boxes - Night Depositories - Bank and Office Safes  
BUILDERS OF THE UNITED STATES SILVER STORAGE VAULTS AT WEST POINT

General Offices  
HAMILTON, OHIO  
BRANCH OFFICES

In New York, Chicago, Boston, Washington, St. Louis, Atlanta, Houston, Philadelphia, San Francisco, Los Angeles, Detroit, Pittsburgh  
OTHER AGENCIES ALL OVER THE WORLD

**NEWMAN**  
**CRAFTSMANSHIP**  
*Linked with*  
**ARCHITECTURAL**  
**BEAUTY**

CONSTANT research and advancement in the art of crafting metals is evidenced in the fascinating ornamental creations by NEWMAN.



A striking example of NEWMAN craftsmanship is this installation in the Jefferson Hotel, St. Louis, Mo.

ORNAMENTAL BRONZE  
 ALUMINUM, NICKEL SILVER  
 AND STAINLESS STEEL  
 FABRICATIONS

**Signs of Quality**  
**NEWMAN TABLETS**  
**AND LETTERS**

Bronze and aluminum cunningly employed, artistically hand-finished from start to finish as is typical of all Newman Products.

**FILE** Complete folder of catalogs,  
**DATA** illustrations and other literature.  
**FREE** Estimates gladly furnished.

**NEWMAN**  
**BROTHERS, Inc.**

"64 Years Young"

708 West 4th Street  
 CINCINNATI 3, OHIO

**THE RECORD REPORTS**

(Continued from page 142)

Lt. Col. after four years of active duty, has resumed his architectural practice with offices at 101 Park Ave., New York 17, N.Y.

Charles Melov, Architect, has opened offices at 439 Sevilla Ave., Coral Gables, Fla.

K. Roderick O'Neal, Architect, has opened an office for the practice of architecture at 111 W. Jackson Blvd., Chicago 4, Ill.

Ivan M. Reynolds and Ross W. Morrison, Associated Architects, have announced the opening of an office for the general practice of architecture at 740 Hightower Bldg., Oklahoma City, Okla.

Milton Sherman, Architect, has reopened his office at 2 Park Ave., New York, N.Y.

**New Addresses**

The following new addresses have been announced:

Fred Barlow, Jr., Landscape Architect and Planning Consultant, 3444 W. First St., Los Angeles 4, Calif.

Ralph E. Bennett & Associates, Sales Engineers and Building Products, 1709 W. 8th St., Los Angeles 14, Calif.

Davis & Roberts, Architects (Virgel A. Davis and Harris H. Roberts), 206 Medical Arts Bldg., Waco, Texas.

Paul W. Drake, A.I.A., 100 Summit Ave., Summit, N. J.

Home Owners Guild, 5444 Calumet Ave., Hammond, Ind.

Moore & Hutchins, Architects, 2 W. 20th St., New York 11, N. Y.

Peck & Harvey, 5736-38 N. Western Ave., Chicago 45, Ill.

Peddle, Thorp & Walker, Architects, Bank of New South Wales Bldg., 341 George St., Sydney, Australia.

Louis Warren Ross, Architect, 131 State St., Boston 9, Mass.

Elmer S. Tuthill, Architect and Engineer, 100 Summit Ave., Summit, N. J.

**Firm Changes**


Clepper & Clepper, Architects, have announced that Walter H. Mallorie, architect, has been taken into partnership and the name of the firm changed to Clepper & Mallorie, Registered Architects. Address, 72 Vine Ave., Sharon, Penn.

The William L. Crow Construction Co. has announced the appointment of Richard T. Geoghegan as a member of their organization. During the war Mr. Geoghegan served with the Corps of Engineers in the Philippine Islands, Japan and Iran.

Henry Dreyfuss has announced the addition to his industrial design staff of Edward L. Barnes, architect, to head the organization's West Coast office in

(Continued on page 146)

**LOW COST**  
**LIFTING**



**with countless applications**

Where service requirements do not warrant expensive elevator installation and the travel limit is within 25 feet, this Montgomery Self-Contained Electric Elevator simplifies many lifting problems. Just a few of its many uses — combination passenger-freight service for 2- or 3-story industrial buildings, furniture stores, funeral homes, utility sections of hospitals, etc.

Electrically operated — requires no penthouse or load-bearing walls — all equipment above pit floor — every part accessible — installation cost low. This is a precision built machine. All gears are machine-cut. It is equipped with all safety devices. Load capacity up to 2,500 lbs. and speed up to 25 ft. per min. Car size up to 6' 0" x 8' 0". Write for details and prices.

Montgomery manufactures a complete line of passenger and freight elevators, electric dumbwaiters and special equipment for vertical transportation.

**MONTGOMERY**  
 Elevator COMPANY

HOME OFFICE • Moline, Illinois  
 Branch Offices and Agents in Principal Cities



B.C.-A.D.

High on its rocky eminence stands the Parthenon—a symbol of strength. Ravaged by the elements, this matchless structure erected more than two thousand years ago, has nevertheless withstood the test of time.

*Ferro-Therm*

STEEL INSULATION

For Durability and All-Year Round Efficiency

MCMXLVI


**Ferro-Therm**

Reg. U. S. Pat. Off.

**STEEL INSULATION**

**AMERICAN FLANGE & MANUFACTURING CO., INC.,  
30 ROCKEFELLER PLAZA, NEW YORK 20, NEW YORK**

# Abesto PROTECTED



Generating station, Northern Indiana Public Service Co. Supplies electric power for 229 midwest communities.  
Right: Workman applies protective Abesto coating.



No small maintenance job! More than 70,000 square feet of roof on this generating plant, one of many big structures protected and maintained with

## ABESTO Roof Adhesives and Coating Materials

Check these features!

- ✓ Retains elastic surface when cured.
- ✓ Can be used with any standard brand roll roofing, bonding layers tightly and smoothly.
- ✓ Is highly resistant to oxidation.

Specify Abesto for new built-up construction . . . for roof maintenance



Architects . . .  
Contractors

Send for A.I.A. file folder with spec sheets and descriptive literature. No obligation.

**ABESTO MFG. CORP.**  
Dept. 15 Michigan City, Indiana

## THE RECORD REPORTS

(Continued from page 144)

Pasadena, Calif. Mr. Barnes formerly was connected with Holabird & Root, Gropius & Breuer, Timothy Pflueger, and William Wilson Wurster.

E. I. duPont de Nemours and Co. has announced the retirement of Everett G. Ackart, chief engineer, and the appointment of Granville M. Read to succeed him.

Theodore Hartman, Architect, of Elmhurst and Chicago, Ill., is joining with Stanley W. Howe, A.I.A., in Monroe, Wis., to form a new architectural office with quarters at 1518 11th St.

Haynes & Strange, Architects, have admitted to partnership their chief of architectural design and engineering, L. H. Kirby, and have announced change of the firm name to Haynes, Strange & Kirby. Address, 19th St. and Dixie Dr., Lubbock, Texas.

Wm. A. Johnson, West Coast contractor, has acquired the interest of his former associate, Vern D. Case, in Case Construction Co. The firm henceforth will be known as the Johnson Western Co.

Raymond M. Marlier, Lawrence Wolfe and B. Kenneth Johnstone have announced the formation of a partnership for the practice of architecture under the firm name of Marlier, Wolfe & Johnstone, with offices in the Empire Bldg., Pittsburgh, Penn.

Garnett Andrew McElroy, Architect, Member Royal Architectural Institute of Canada, has announced the organization of a new firm with greatly expanded staff and facilities for the general practice of architecture and engineering and industrial designing, to be known as G. A. McElroy and Associates, Architects and Engineers. Address, Thompson Bldg., 152 Pitt St. W., Windsor, Ont.


Miller, Yeager & Vrydagh have announced the withdrawal from the firm of Mr. Yeager and the formation of a new firm to be known as Miller & Vrydagh, Architects (Warren D. Miller and Allison L. Vrydagh), with offices at 200 Opera House Bldg., Terre Haute, Ind.

Capt. Walter L. Rubel, U.S.N.R., who was on the staff of the Production Officer at the New York Naval Shipyard until his separation from the Service in August, has joined the firm of Guy B. Panero, Successor to Clyde R. Place, Consulting Engineers, as an associate in charge of the industrial and power division.

### A CORRECTION

In crediting the California drive-in restaurant shown on page 103 of the September ARCHITECTURAL RECORD to Hardison, Rhoda and Moist, Designers-Planners, the firm was erroneously referred to as architects.

**ALL STEEL  
PROTECTION**



**plus TIME-SAVING  
EFFICIENCY**

KINNEAR Rolling Doors present a flexible, armored barrier against weather, wear, and fire, absorb shocks and blows, and withstand many years of everyday use. They combine rugged, resilient strength with smooth, quick operation in an all-steel, interlocking-slat curtain that coils upward into a compact roll above the lintel. By rising vertically out of the way, KINNEAR Rolling Doors save vitally needed space and clear the way for plant traffic and other activity.

Time- and labor-saving advantages of these doors reach a new high with the addition of KINNEAR Motor Operators and push-button remote controls. This extra convenience encourages prompt door closure and cuts heating and air-conditioning costs.

Proved KINNEAR construction features are your assurance of easy, economical door operation, plus protection! KINNEAR Rolling Doors are individually engineered for all openings, in old or new buildings. Write for full details.

### THE KINNEAR MANUFACTURING CO.

Factories: 1860-80 Fields Ave., Columbus 16, Ohio  
1742 Yosemite Ave., San Francisco 24, California  
Offices and Agents in All Principal Cities

**KINNEAR  
ROLLING DOORS**



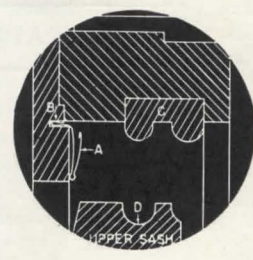
HERE'S THE INSIDE STORY OF  
**20% Greater Weather Tightness**  
 in the **NEW**  
**SELF-FITTING SILENTITE**

The original Silentite, introduced by Curtis in 1932, was considered the most weather-tight window on the market. Now, the new SELF-FITTING Silentite is 20% more weather-tight! To provide such amazing fuel-saving advantages, Curtis engineers employed an entirely new, entirely different type of weather-stripping—a basic improvement in window design. Here is the inside story—



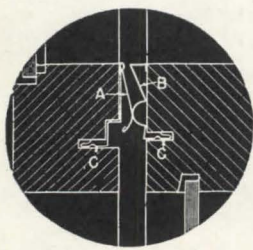
**SIDE WEATHER-STRIPPING**

Clearance between jamb and sash, (A), is normally  $\frac{1}{8}$ ". This greater clearance is made possible by the flexibility of the new combined sliding bar and weather strip (C) and (D). The two beaded pine members of the sliding bar are flexibly connected by a spring bronze member which replaces the parting stop. The double Z type bronze weather-strip exerts outward pressure on sliding bars, keeping each in firm contact with its sash, (B), regardless of position of sash.



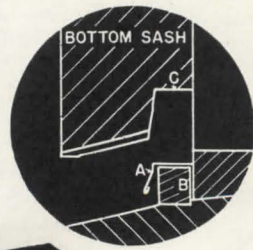
**HEAD WEATHER-STRIPPING**

Groove at (B) in the head jamb takes the flange of the bronze spring leaf weather-strip (A). This spring leaf is compressed by the top rail when sash is closed. The joint is further sealed by the pine bead stop (C), the bead of which engages a corresponding groove (D), in the top edge of the top rail. The outside edge of the top rail is beveled to make an easy sliding contact with the spring leaf, gradually compressing it to a tight fit.



**WEATHER-STRIPPING AT MEETING RAILS**

The check rail has been discarded in favor of a plain meeting rail and the wood parting stop has been eliminated. The weather-strip members, (A) on the top and (B) on the bottom sash, are installed at the factory. As shown in the detail, the sash are separated so that the weather-strips are not compressed. Note in side weather-strip that the parting stop is replaced by connecting member of the sliding bar.



**SILL WEATHER-STRIPPING**

At the sill, a further decided improvement has been made in the weather-tightness. A rabbet, (C), beveled on the side, is provided on the inside edge of the bottom rail and stiles. A pine sill strip, (B), supports special weather-strip, (A), with a spring leaf which is compressed by the beveled edge of the rabbet as the sash is closed. The weather-strip is applied to the sill strip and the assembly applied to the sill at the factory.

**OTHER IMPORTANT SILENTITE FEATURES**

- A complete unit including frame, pre-fit window, screen, storm sash and trim
- Easier operation—no sticking, no binding
- Famous Silentite springs; suspension
- No weights, cords or pulleys
- Sturdy, one-piece narrow mullion—2"
- More glass area for a given opening
- 12 designs of windows from which to choose

Write for full information on the new Silentite and the new line of Curtis Stock Architectural Woodwork. Mail the coupon!




CURTIS COMPANIES SERVICE BUREAU  
 AR-11S Curtis Building  
 Clinton, Iowa

Gentlemen: Please send me full information on the new Silentite Window Line.

Name.....  
 Address.....  
 City..... State.....

## ANCHOR FENCE STANDS UP Under Hard Use!



### First Chain Link Fence Still in Service After 39 Years

Testifying to the ruggedness of Anchor Fence is the protection this installation has given at the Ampere, N. J., plant of the Crocker-Wheeler Electric Manufacturing Company since 1907. This fence is held erect and in line by our exclusive deep-driven anchors. These anchors clamp to the posts . . . are driven deep into the sub-soil . . . form a 3-point "tree root" anchorage. Yet, they permit easy relocation when necessary.

Three other exclusive features add to Anchor Fence's performance. *Square Frame Gates* . . . amazingly free from sagging and warping. *U-Bar Line Posts* . . . self-draining, rust-free and rigid. *Square Terminal Posts* . . . which improve strength, durability and appearance. Whether you're specifying fence for industrial or residential installations, these four big advantages are your extra assurance of satisfied clients.

**Free Specification Manuals  
For Your A. I. A. File 14-K**

Let us send you our Specification Manuals on Anchor Chain Link and Anchor-Weld Iron Fences. Contain installation photographs and sectional drawings . . . describe various heights, weights, structural features and applications . . . include helpful sample specifications of many types of fencing jobs. Address: ANCHOR POST FENCE DIVISION, Anchor Post Products, Inc., 6600 Eastern Ave., Baltimore 24, Maryland.

**Anchor Fence**  
Nation-wide Sales and Erecting Service

(Continued from page 130)

#### WATER SUPPLY

**Water Supply and Booster Systems for Buildings (Bulletin 1500).** Complete data on determining head and capacity requirements, selecting the proper system and pumping equipment, typical piping and pump installations, approximate dimensions for layout purposes. 16 pp., illus. Yeomans Bros. Co., 1418 N. Dayton St., Chicago 22, Ill.\*

#### WINDOWS

**H & R Aristocrat Steel Basement Windows.** Bulletin describing and giving complete specifications and price data on three sizes of steel windows. Diagrams features such as positive locking handle, interchangeability, easy removal. 2 pp., illus. H & R Machine and Tool Co., 20080 St. Clair Ave., Cleveland 19, Ohio.

**Hope's Steel Windows and Biltin Sub-Frames in Glass Block.** Diagrams and description of a line of steel windows and sub-frames prepared for installation in glass block panels at the time that the glass blocks are laid up. Bulletin illustrates all five types, gives full construction and installation detail, dimensions, finish. 4 pp., illus. Hope's Windows Inc., Jamestown, N. Y.\*

#### LITERATURE REQUESTED

The following individuals and firms request manufacturers' literature:

R. E. Earnheart, Architect, 1810 Walker Ave., Kansas City, Mo.

W. H. Grant, Jr., Architect, 207 Waverly Way, Clarksburg, W. Va.

Christopher P. Kantianis, Architect, Springfield Natl. Bank Bldg., Springfield, Mass.

Sr. Aquiles Landoff, Arquitecto, Casilla 119, Vina del Mar, Chile.

Charles Melov, Architect, 439 Sevilla Ave., Coral Gables, Fla.

Modas a Expositao-Clipper S/A, 39 Largo Santa Cecilia, Sao Paulo, Brazil.

Reynolds and Morrison, Associated Architects, Hightower Bldg., Oklahoma City 2, Okla.

School of Architecture, The University of Oklahoma, Norman, Okla.

Sherwood, Mills & Smith, Architects, 101 Park Ave., New York 17, N. Y.

Timber Structures, Inc., P.O. Box 3782, N.W. 29th & N.W. Yeon Ave., Portland 8, Ore., Attention Light Structures Division.

Macon G. Williams, Chief, Design Branch, Air Installations Division, Headquarters, Air Materiel Command, Wright Field, Dayton, Ohio.

## A warm and friendly welcome . . .

a quiet, comfortable, sleep-inviting room . . . right in the heart of downtown Cleveland. Hotel Cleveland adjoins Union Passenger Terminal, garage and Terminal office buildings . . . close to stores, theatres, and convenient to any place you'll want to go in Cleveland.




## HOTEL CLEVELAND

Cleveland, Ohio

# CORRUGATED TRANSITE\* ... for functional simplicity

\*Transite is a registered Johns-Manville trade mark



... and attractive design

**Maintenance-free ... low in cost ... can't rot ... can't rust ... can't burn. Use on walls or roofs.**

TAKE ADVANTAGE of Johns-Manville Corrugated Transite to streamline and beautify your construction design.




Low in cost and adaptable to every type of modern building, Corrugated Transite offers a way to save money both on construction and maintenance.

The large fireproof sheets—with their unusual strength increased by corrugations—permit a minimum of framing. Quickly installed,

they require little or no upkeep. They're made of asbestos and cement, practically indestructible materials.

Attractive stone-gray in color, Transite can be used alone or in combination with other building materials. And when need for alterations arises, the sheets are practically 100% salvageable.


For more facts, send for brochure. Johns-Manville, Dept. AR-11, P. O. Box 290, New York 16, N. Y.



EASY TO BOLT TO STEEL



EASY TO SAW



EASY TO DRILL



EASY TO NAIL TO WOOD

**Johns-Manville**

*Asbestos*

**CORRUGATED TRANSITE**

# It will pay you to read these FACTS about TWINDOW

TRADE-MARK

## Fact #1

*Twindow is the newest development  
in insulating windows*

It consists of two or more panes of glass with a hermetically sealed air space between, and a protecting frame of stainless steel. Twindow is the result of years of research to create an economical window unit combining transparency with *built-in* insulation.

## Fact #2

*Twindow saves money  
on heating and air-conditioning*

Twindow with two panes of glass has more than twice the insulating efficiency of ordinary windows. With three or more panes, the insulating efficiency is still further increased. This saves money by reducing the load on heating and air-conditioning equipment. It banishes many restrictions which used to limit the size of windows.

## Fact #3

*Twindow makes any building  
more comfortable and more healthful*

It helps to maintain proper temperature and humidity levels. And it virtually does away with downdrafts near windows.

## Fact #4

*Twindow is designed to prevent  
fogging or condensation on the glass*

Except under extreme conditions, its sealed-in air space assures window transparency in any climate. This makes Twindow a "must" wherever clear vision is important . . . picture windows for homes, store front display windows, large windows in office buildings, factories and institutions.

## Fact #5

*Twindow can be handled, in-  
stalled and cleaned as simply  
as a single pane of glass*

It is a one-piece window unit, completely assembled at the factory.

*We regret that current production is not meeting demands. Deliveries must continue slow until new facilities are completed. When planning new construction or modernization, we suggest you get in touch with our nearest branch to determine if our delivery schedule will permit your use of this finest of insulated windows.*

*"PITTSBURGH" stands for Quality Glass and Paint*

P I T T S B U R G H P L A T E G L A S S



C O M P A N Y

Pittsburgh Plate Glass Company  
2379-6 Grant Building, Pittsburgh 19, Pa.

Please send me, without obligation, complete facts about  
TWINDOW, the window with *built-in* insulation.


Name.....

Address.....

City..... State.....

# "PETRO PERFORMANCE . . . everything we demand"

*Says This Nationally-Known Architect*



*Enjoying a nation-wide reputation, Frank Grad and Son, Newark, N. J. and Washington, D. C., were selected as the architects for innumerable military and naval establishments amounting to many millions of dollars. During pre-war years, projects designed by the firm included: The Essex House in New York City; Raymond-Commerce Office Building, District Court Building, Board of Education Building, Beth Israel Hospital, Chancellor and Bragaw Schools and Shrine Temple, all in Newark, N. J.*

"**W**E HAVE used Petro systems on many jobs, and their performance is everything we demand . . . Petro maintains its leadership as headquarters for oil heating service," says Mr. Frank Grad, senior member of the nationally-known architectural firm of Frank Grad and Son, Newark, N. J. and Washington, D. C. Mr. Grad continues: "Oil burning systems contributed much to the tremendous heating requirements of war plants, where they were on the job 24 hours a day and the steam demand was at capacity 24 hours of each day."

In common with other architects, Mr. Grad demands *dependability* in an oil burner. For this dependability he looks to Petro. Petro Oil Burning Systems are backed by over 40 years of specialized experience. Petro equipment is designed with a mechanical simplicity and rugged strength that insure a lifetime of trouble-free operation. Petro engineering "tailors" this equipment to the *exact* requirements of the installation — whether it is domestic, commercial or industrial.

It is this combination of knowledge and experience that makes possible the lasting economy and efficiency of a Petro system . . . and explains why "Petro maintains its leadership as headquarters for oil heating service."

INDUSTRIAL MODELS: No. 5 or No. 6 fuel oil; manual, semi- or full automatic operation; 8 sizes to 450 bhp. Thermal viscosity pre-heating.


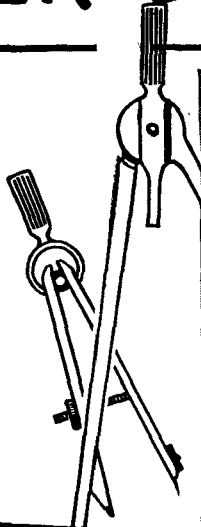
DOMESTIC MODELS: No. 3 or lighter oils; "conversion" and combination-unit types, 7 sizes. Patented "Tubular Atomization."

FULL DATA on Petro Industrial Burners are in catalog files of Sweet's and Domestic Engineering. Details on Petro Domestic Models available in separate catalog. Copy of either sent gladly on request.

**PETRO**  
REG. U. S. PAT. OFF.

**cuts steam costs**

# NEVER BEFORE A SERVICE LIKE THIS!



**IN THE RECREATIONAL FIELD**

IT'S YOURS FOR THE ASKING—from

*Brunswick*

**THE No. 1 NAME IN BOWLING AND BILLIARDS**




Each year sees an increase in the amount of leisure time shared by Americans. And each year shows an even greater increase in the popularity of bowling—already far and away the nation's No. 1 participant sport. Yes, bowling is the rain or shine sport at which over 16,000,000 Americans spend their newfound leisure hours.

Recognizing this fact, more and more alert business men are investing large amounts of capital in bowling and billiard centers. Architects are daily being called on for plans and design ideas for these proposed centers.

It is the purpose of the Brunswick Architectural Research Department to provide architects with specialized design assistance on commercial recreational projects. Drawing from a vast fund of experience in the field, Brunswick has compiled many suggested plans for such projects—adaptable to virtually every appropriation, site or present building.

This service is yours—without expense or obligation. Clip and mail the attached coupon today for complete explanatory literature on the various plan suggestions available.



**THE BRUNSWICK-BALKE-COLLENDER CO., 623 S. Wabash Ave., Chicago 5**

**MAIL THIS COUPON TODAY!**



Photograph by Fabian Bachrach

Edgar Lynch, Architect, directs activities of the new Brunswick Architectural Research Department. In practice since 1929, he interrupted a noteworthy career as architect and consultant to outstanding Chicago and New York business and realty firms, to collaborate with Donald Desky Associates on the original concept of this Brunswick service.

THE BRUNSWICK-BALKE-COLLENDER CO.  
623 South Wabash Ave.  
Chicago 5, Illinois


Please send complete information on Brunswick Architectural Research services available to me without charge.

Name.....

Address.....

City and State.....

(Please attach to your professional letterhead)



**AMERICA PROGRESSES  
THROUGH CONSTRUCTION**

## This Country Needs \$18,000,000,000 Worth of Public School Construction

Over 39% of the cities of 10,000 population and over need additional school plants. The U. S. Office of Education is authority for the fact that approximately \$18,000,000,000 in construction, at 1940 prices, is needed by the public schools of the United States to eliminate deficiencies in existing buildings and facilities and to provide needed additional buildings to meet increased enrollments.

More than half of our present school

structures are over 30 years old. These old buildings are generally lacking in modern facilities for science, art, music, trades and vocations, recreation, assembly and adult use.

For greatest efficiency and economy in the construction of these sorely needed educational facilities—to save the taxpayers time and money—A.G.C. General Contractors can be depended upon for the skill, integrity and responsibility for which this emblem stands.



*This advertisement is No. 10 of this series*


### THE ASSOCIATED GENERAL CONTRACTORS of AMERICA, INC.

*Ninety-Seven Branches and Chapters Throughout America*  
National Headquarters—Munsey Building, Washington 4, D. C.

SKILL, INTEGRITY AND RESPONSIBILITY IN CONSTRUCTION OF BUILDINGS, HIGHWAYS, RAILROADS, AIRPORTS AND PUBLIC WORKS



You can eliminate Roofing  
and Siding Maintenance  
with **PLASTEEL**



When you cover your buildings with **PLASTEEL** you build for permanency. *Plasteel* is a combination of steel, asphaltic plastics and mica. The steel core provides strength and rigidity—the plastics covering, applied under heat and pressure to an exact predetermined thickness on both sides of the sheet, hermetically seals the steel against the weather, salt spray and other corrosive conditions—and the mica finish coat forms a tough, durable, attractive

surface that needs no paint and no repairs. That's why you can eliminate roofing and siding maintenance with *Plasteel*!

Write for samples and complete data.

*can be fabricated without  
injury to the sheet . . .*



ROOFING  
SIDING  
FLASHINGS  
VENTILATORS



**PLASTEEL PRODUCTS CO.**

General Office and Plant

Washington, Pennsylvania



*Now is the time*



Even in these times—when you could sell a grass hut to an Eskimo or an igloo to a Hottentot—it pays to build houses people really want. Pays . . . not only in immediate sales . . . but in long term prestige.

That is why so many foresighted architects and builders are turning exclusively to the all-Gas home.

For Gas is the fuel people know and prefer. It is the trusted "servant" of 91,000,000 Americans in 10,000 communities, today. And modern Gas service—with postwar Gas appliances—promises even *greater* ease, comfort and efficiency, tomorrow.

Here are a few ways it adds to better living:

House heating with an automatic Gas furnace assures cozy warmth on the rawest winter day. Year-round Gas air-conditioning goes even farther — actually brings healthful comfort in every kind of weather. Hot water in abundance is provided for every need . . . with such economy and speed-of-recovery that it is eminently satisfactory to own both an automatic dishwasher and laundry. Silent Gas refrigeration keeps foods fresh for long periods—eliminates daily shopping trips. The automatically controlled Gas range prepares meals and turns itself off while the home-maker relaxes or attends to other duties. Incineration simplifies disposal of refuse. A Gas clothes-dryer makes laundering easy and rapid.

**Yet with all this, Gas is economical!** Both the initial cost of equipment and carrying charges are low. Mass production, due to volume demand, has resulted in high quality without high cost. And this superior quality *plus* freedom from mechanical wear means that appliances stay at their peak of efficiency for a much longer time. Add to that the well-known *economy of operation* and it is obvious why Gas is the best buy for any client's money.

**Most important of all** (from *your* point of view) . . . Gas appliances are designed compactly to save space. Space that often allows you to put in an extra room or cut down the outside dimensions. They reduce building costs further because they require only simple connections. And the attractive streamlined design of each of the seven Gas appliances (illustrated on the opposite page) is so recognizably *postwar* that they help sell a house on *sight!*

AMERICAN GAS ASSOCIATION

*to LOOK*

*to your Laurels!*



THE WONDER FLAME  
THAT COOLS  
AS WELL AS HEATS



# Want to end haystack hunts?

Do you find yourself, now and then, searching for special data that seems as hard to find as the proverbial needle in the haystack?

Here's light on that problem! If you are looking for information on air handling, air conditioning, heating, cooling, ventilating and allied subjects, you'll probably find the facts and figures you need already compiled by American Blower engineers in a convenient bulletin. There's time and trouble saved—and you'll find the data not only *complete*, but *easy to use!*

Five of our bulletins are shown. Also available are bulletins on many other products. All, we believe, will be valuable additions to your architectural library. On request, your selections will be sent without charge or obligation.



Bulletin No. A-801

### Sirocco Fans Series 81

Designed for a wide range of both ventilating and air conditioning work. Exceptionally quiet in operation due to the low operating speed. Minimum space requirements. Pressures up to  $6\frac{3}{4}$ " w.g.

### Cooling Coils

Complete data on standard water coils, cleanable water coils and direct expansion coils. Types covered for all commercial and industrial cooling, dehumidifying and air conditioning systems.



Bulletin No. 1521



Bulletin No. A-603

### American HS Fans Series 81

For general purpose ventilating use. Backward curved blades with medium speed and non-overloading power characteristics. High efficiency over a wide range of operation. Pressures up to  $6\frac{3}{4}$ " w.g.

### Type SC Fluid Drive

Full data on a simple and efficient means of providing adjustable speed control for fans and other types of rotating machines. Readily adapted to full automatic or remote control. Sizes from 5 hp. to 300 hp. Speed range from 20% to 98% of motor speed.



Bulletin No. 7119



Bulletin No. B-1218

### Steam Heating Coils

Bulletin contains selection data and engineering information on standard steam coils, booster coils, return bend coils and double tube coils. Description of a complete line of blast heating coils with new and desirable features.

## AMERICAN BLOWER

AMERICAN BLOWER CORPORATION

DETROIT 32, MICHIGAN

In Canada: CANADIAN SIROCCO CO., LTD.,  
Windsor, Ont.

Division of AMERICAN RADIATOR & Standard Sanitary CORPORATION

# Kimpreg\* + Plywood

proves success in





homes



**ATTRACTIVE, ENDURING** With its clear, glossy plastic surface, a counter top and wall splash board of Kimpreg+Plywood adds enduring beauty at low cost to the kitchens in the new prefabricated HomeOla houses. Aids sanitation, too, because it is moisture-repellent . . . easier to wash. Offers no subsistence to fungi, bacteria or termites.

## STAINPROOF, CHEMICAL-RESISTANT

Kimpreg+Plywood is unaffected by oils and acids in food, by strong soaps, cleaning compounds or alcohol. An outstanding material for bars, cabinets, tables, floors, decks, panelling, decorative exteriors and a myriad of other construction features.



**SCUFFPROOF, WEAR-RESISTANT** Resistant to scuffing, marring, and abrasion, Kimpreg-ed plywood fits ideally wherever a plastic surface is required. Learn more about the unusual versatility, economy, and on-the-job workability of this amazing material. Mail the coupon today for your free Kimpreg book.

Kimberly-Clark Corporation, Neenah, Wisconsin. Please send me the new free book on Kimpreg and its uses.

AR-1146

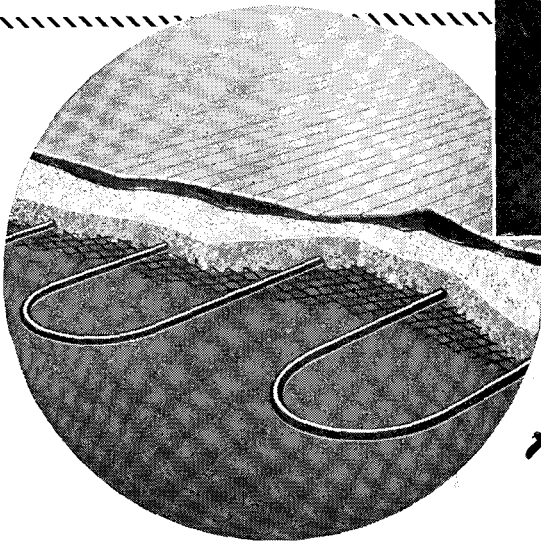
**Kimpreg**  
REG. U.S. PAT. OFF.  
PLASTIC SURFACING



Name \_\_\_\_\_  
Firm \_\_\_\_\_  
Type of Business \_\_\_\_\_  
Address \_\_\_\_\_  
City, Zone, State \_\_\_\_\_

\*TRADEMARK

# What's the ideal pipe for RADIANT HEATING?



## NATIONAL... *America's Preferred Steel Pipe*

THE first answer to this question, "What's the ideal pipe for Radiant Heating?", is obviously "steel pipe". Steel pipe has been predominant for heating systems carrying hot water or steam for nearly half a century as every heating engineer knows, and often outlasts the useful life of the building itself. A radiant heating system is the same as any conventional hot water or steam heating system, except in the method of installation which is particularly favorable to steel pipe. Like steel reinforcing bars, steel pipe expands at the same rate as concrete and

plaster. Steel pipe is easy to weld, is easy to bend, and with the maximum of advantages, costs less to buy.

In turn, the same advantages that have made NATIONAL the leader in steel pipe for many years, make it the ideal steel pipe for this service. You get the plus value of the Scale Free and Spellerizing Processes, special NATIONAL Pipe features. This means the interior surface of NATIONAL is smooth, free from mill scale, with minimum frictional resistance. It means, also, that even though corrosion is an inconsequential factor in radiant heating as it is

in the regular hot water and steam systems, these processes, nevertheless, give the pipe added corrosion resistance. Further, the extra rolling which it receives in the Scale Free Process increases the weld strength approximately 20 per cent which helps give NATIONAL its well known bending properties.

For economy, easy installation, and reliability in service, no other pipe possesses all the advantages of U·S·S NATIONAL Pipe for radiant heating service. For detailed information, write for our Bulletin, "Radiant Heating with NATIONAL Pipe".




## NATIONAL TUBE COMPANY

PITTSBURGH, PA.

Columbia Steel Company, San Francisco, Pacific Coast Distributors  
United States Steel Export Company, New York

# UNITED STATES STEEL



**Where Appearance  
and Performance  
are Important, Use**

**ALBA-LITE**



## **CORNING'S NEWEST DEVELOPMENT IN FLUORESCENT LIGHTINGWARE**


ALBA-LITE, an Alba glass, is now available in rolled sheet form. It is supplied either flat or bent—straight edged or flanged—plain or patterned—annealed or tempered. It offers:

**Design Flexibility**—Bent to your specifications ALBA-LITE offers many design possibilities and selling features.

**Impact Resistance**—Regularly supplied annealed. Flat sheets may be tempered for greater strength and safety.

**High Light Efficiency**—ALBA-LITE has high light transmission and low light absorption resulting in greater efficiency.

**Non Color Selective**—ALBA-LITE transmits the true color of the light source, and this results in a better quality of light.



### **Smooth Surface, Uniform Color**—

The special composition of ALBA-LITE, rather than surface treatment, produces diffusion of light within the glass. The surface is smooth, easy to clean and the uniform color is permanent.

For complete details on ALBA-LITE write to Lighting Sales Dept. AR-11, Corning Glass Works, Corning, New York.

*"CORNING" and "ALBA" are registered trade-marks and indicate manufacture by Corning Glass Works, Corning, New York.*

**CORNING**  
means  
Research in Glass

**Corning Engineered Lightingware**



## **SINGLENESS OF PURPOSE**

Singleness of purpose . . . concentration on elevators and escalators . . . has enabled Otis to bring vertical transportation to its present state of efficiency.

When you specify Otis elevators and escalators you are providing modern equipment based on mature engineering practices and almost a century of experience. Otis has designed and built more than half the world's elevator equipment. Practically every major elevator improvement has been an Otis improvement, and Otis engineers constantly are inventing new apparatus and finding better ways of doing things.

Your client wants the latest in vertical transportation, but he wants it to be safe, dependable and inexpensive to maintain. For cooperation in providing modern equipment for any building, call your local Otis Elevator Company office\* as early as possible in the planning state.

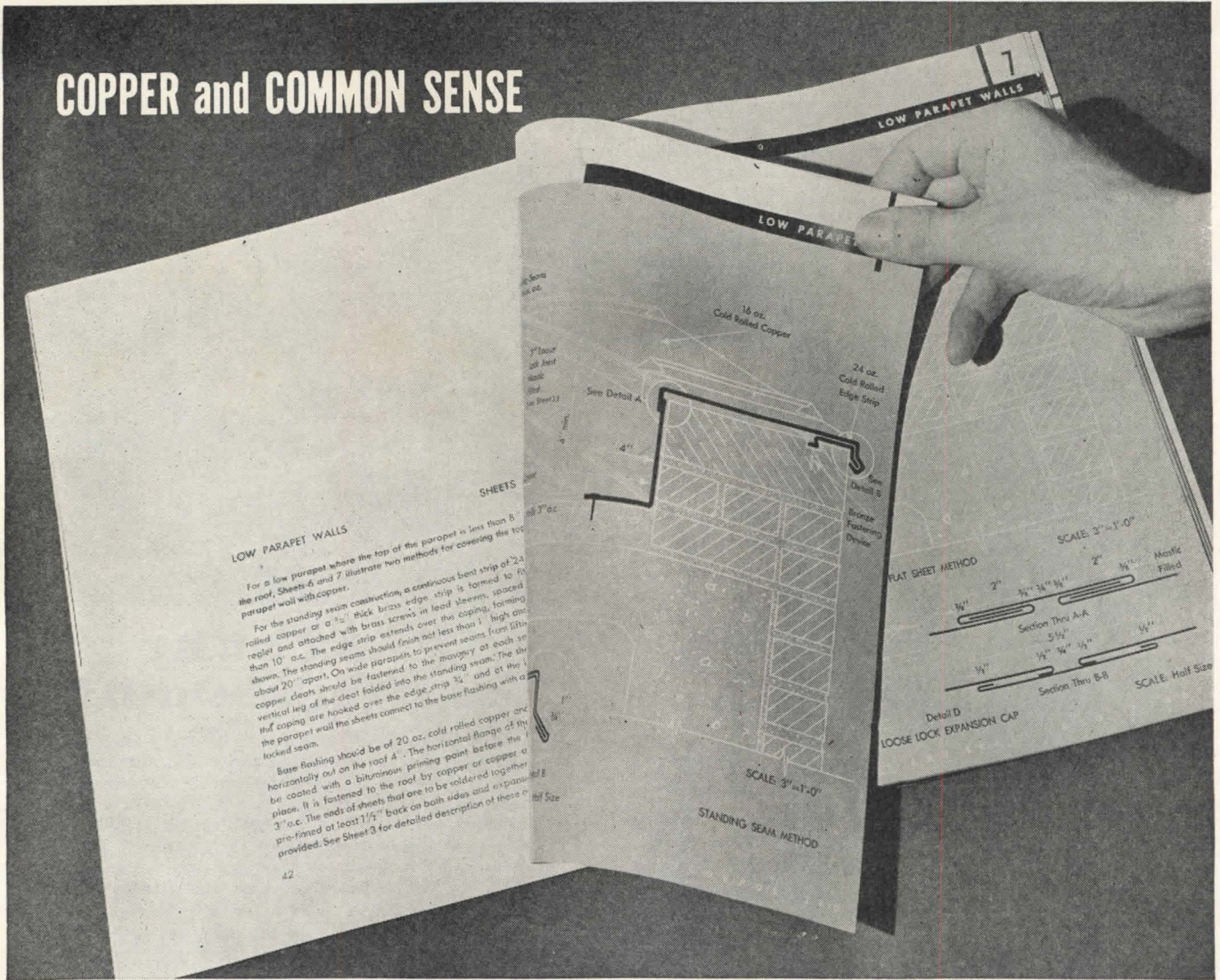
*\*Otis offices in 245 cities have but one interest . . . to provide the best and safest elevator and escalator transportation possible.*

**OTIS ELEVATOR COMPANY**

Offices in All Principal Cities



# COPPER and COMMON SENSE



**QUESTION:** What's the best way to cover the coping on a low parapet wall?

**ANSWER:** See Pages 42 to 45 in "Copper and Common Sense"

**N**EARLY all architects and sheet metal experts agree that the best material for a parapet wall cover is copper. But there are several different forms of copper as well as many methods of construction. Revere's sheet copper research has shown which of these gives best results, and why. It has thrown entirely new light, not only on this subject, but on every important aspect of sheet copper construction.

You'll find the complete story in Revere's authoritative 96-page book, "Copper and Common Sense". You can get all the facts on each construction problem from large, clear detail sheets that are designed for practical men to use. That's why it will always pay you to turn to this book first on all matters of sheet copper construction.

"Copper and Common Sense" has been sent to all holders of Sweet's Architectural File and to

leading sheet metal contractors throughout the country. By making full use of it you can be sure of fine and durable sheet metal construction based on sound engineering principles. Revere materials are sold only through Revere Distributors. A Revere Technical Advisor, Architectural, will always be glad to consult with you without obligation.

## REVERE

**COPPER AND BRASS INCORPORATED**

*Founded by Paul Revere in 1801*

230 Park Avenue, New York 17, New York

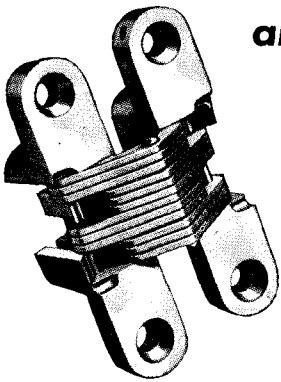
Mills: Baltimore, Md.; Chicago, Ill.; Detroit, Mich.; New Bedford, Mass.; Rome, N. Y.—Sales Offices in Principal Cities, Distributors Everywhere.

Listen to *Exploring the Unknown* on the Mutual Network every Sunday evening, 9 to 9:30 p.m., EST.



The  
OUT OF  
SIGHT  
Hinge

*"It is Different . . .  
and so Modern!"*




● How often you hear this remark when folks inspect a home where the doors, panels and cupboards have no hinges showing . . . in other words, when SOSS INVISIBLE HINGES are "on the job." These hinges give

THE modern touch. They eliminate unsightly broken surfaces marred by protruding butts, and permit the flush surfaces so important in modern streamlined design. Soss Invisible Hinges are located where hinges naturally should be—out of sight. They are nationally advertised.

*Write for the Soss "Blue-Print Catalogue" giving full details of the many applications of this modern hinge. Free on request.*

**SOSS MANUFACTURING COMPANY**  
21765 HOOVER ROAD • DETROIT 13, MICH.



## PASTEUR was right about it!


Aseptic cleanliness is essential to every instrument used by physicians, surgeons and nurses—to their hands, to their clothing and to the equipment in which food for patients is prepared and served. Twenty years before Pasteur demonstrated the theory of bacterial pathology the founder of this Company was applying the basic principles of sanitation to the construction of

## JOHN VAN RANGE KITCHEN EQUIPMENT


For 99 consecutive years we have been designing and manufacturing equipment for Hospital kitchens. The great technological advances of recent years have enabled us to replace cruder materials with stainless steel and other metals that are impervious to disease-breeding germs. Angled corners have given way to rounded surfaces, easily cleaned and sterilized. Automatic devices for temperature control reduce the contacts of human hands with food in process of preparation. Cooking with John Van Range Kitchen equipment preserves the natural juices, flavors and nutrients of provisions.

**The John Van Range Co.**  
EQUIPMENT FOR THE PREPARATION AND SERVING OF FOOD

Branches in Principal Cities  
429 CULVERT ST. CINCINNATI 2, O.



CUDAHY MEMORIAL LIBRARY • CHICAGO • INDIANA LIMESTONE  
REBORN, WENTWORTH, DEWEY & MCCORMICK • ARCHITECTS • CHICAGO



"In the vaunted works of art

The master-stroke is NATURE'S part"

—EMERSON

IN architecture, Nature's master-stroke is *stone*—beautiful Indiana Limestone more often than any other on this continent.

It is free of cleavage plane, homogeneous in strength and texture, highly resistant to temperature extremes, fireproof (calcines above 1500° F.) and *moderately priced*. For it is uniquely

suited to modern quarry methods and machine finishes, and available *direct* from our companies, ready for positioning.

Our Technical Division, with a century's experience in every building application, offers you personal counsel on questions unanswered by our Sweet's File Catalog.

INDIANA LIMESTONE INSTITUTE

P. O. BOX 471 • BEDFORD, INDIANA

YOU ARE INVITED TO FORWARD PLANS AND SPECIFICATIONS TO THE INSTITUTE FOR COMPETITIVE COST ESTIMATES BY OUR MEMBER COMPANIES



*Room for  
Imagination*

*Smart...* colorful interior effects  
now obtainable... with

## DECORATIVE MICARTA\*

You can easily transform interiors... give them exciting new appeal with Decorative Micarta.

This versatile material has a smooth, lustrous finish which adds distinction to counters, table tops and walls, and can be used with equal effectiveness in many other applications.

It allows greater room for your ingenuity and imagination in planning settings and effects in tune with the modern trend.

Moreover, Decorative Micarta keeps its good looks... in spite of hard service... in spite of spilled alcohol or cleaning fluids. The cigarette-proof grade even resists smoldering cigars and cigarettes.

Cleanliness is another important advantage. Decorative Micarta is kept sparkling bright by merely wiping with a damp cloth.

Now being made in a wide variety of wanted colors and patterns, Decorative Micarta is a modern, durable material with important practical features. Distributed exclusively by United States Plywood Corporation. Write today for full information.

\*Trademark registered, Westinghouse Electric Corporation.

UNITED STATES PLYWOOD CORPORATION  
55 West 44th Street, New York 18, N. Y.


THIS CAN HAPPEN IN  
ALASKA IN JANUARY



UNLESS TEMPERATURE  
CONTROL IS ACCURATE

Over heating (as well as under heating) in a building is not a fault of the weather but of improper and inaccurate control of room temperatures. The Dunham Differential Vacuum Heating System eliminates over heating and under heating by automatically providing continuous balanced heating throughout the building to compensate immediately for the variable demand for more or less heat caused by weather changes. It meets variables in heat-demand caused by variables in service and occupancy. C. A. DUNHAM COMPANY, 450 E. Ohio St., Chicago 11, Ill.

8-46



The Dunham room resistance thermometer, heat balancer, selector and control valve provide completely automatic, highly accurate temperature control as an integral part of system operation.

**DUNHAM**  
CHICAGO • TORONTO • LONDON

# THERE IS A NEW TREND IN STORE DESIGN

William Lescaze's  
conception of a theatre



"This theatre dramatizes the use of glass and lighting, so that the entire building front becomes a distinctive and theatrical landmark.

"The marquee and sign of illuminated Tapestry Glass offer a striking and flexible method of advertisement.

"Illuminated Kodachrome transparencies provide further means of display. The ticket booth, with its 'Turret Top' of Multiplate Safety Glass, acts also as an observation control.

"To the left of the entrance is a Garden Lounge surrounded by a 'Glazed Trellis Screen', and by the clear glass walls of the vestibule and of the foyer. This garden might be used for refreshments and for waiting while cars are being parked."

*W. Lescaze*  
arch

WILLIAM LESCAZE, Architect



THE consistently high quality of Pittsburgh Glass and Pittco Store Front Metal—and the adaptability of these products to a wide range of designs—has won them acceptance among noted American architects for use in modern store fronts and interiors.

Also, Pittsburgh Plate Glass Company is advertising to merchants in 23 leading retail magazines, urging them to consult their architects about building new sales attraction into their stores, telling them the advantages of using "Pittsburgh" products.

When you recommend Pittsburgh Glass and Pittco Store Front Metal for store modernization projects, a nation-wide system of "Pittsburgh" branches and dealers stands ready to render you prompt and helpful service.

**SEND  
FOR THIS  
FREE BOOK**

It contains photographs of store fronts and interiors—representing practically all kinds of business, in all parts of the country—selected from the thousands that have been remodeled with Pittsburgh Glass and Pittco Store Front Metal. Send in the convenient coupon for your free copy of this up-to-date book of ideas, "How Eye-Appeal—Inside and Out—Increases Retail Sales".

## "PITTSBURGH" STORE FRONTS AND INTERIORS

Pittsburgh Plate Glass Company  
2446-6 Grant Building, Pittsburgh 19, Pa.

Please send me, without obligation, a free copy of the book, "How Eye-Appeal—Inside and Out—Increases Retail Sales".

Name.....

Address.....


City..... State.....



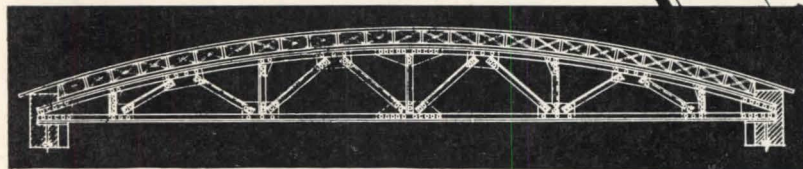
"PITTSBURGH" stands for Quality Glass and Paint

PITTSBURGH PLATE GLASS COMPANY

# Put Mesker into your plans . . .



Freespan and Bowstring Steel Roof Trusses by Mesker



Mesker's proven products and Mesker's 70-year-old experienced organization is at your service.

Mesker's expertly fabricated FREESPAN steel roof trusses simplify roof construction, are exceptionally strong, offered in a full range of designs, in lengths 25 ft. to 59 ft.

Mesker BOWSTRING steel roof trusses are designed to meet the requirements of any size and type of building, for heavy roof loads and for special loadings. Exceptionally strong for absolutely rigid construction, they provide up to 130 ft. clear span.

In planning your next building, make use of Mesker's Consulting Service, FREE to architects and engineers. If you don't know the Mesker representative in your locality, write or phone the factory. Mesker is organized for service—and your requests will receive prompt attention from our technicians.

STEEL ROOF TRUSSES • AIRPLANE HANGARS • ALL TYPES OF  
STRUCTURAL STEEL • PREFABRICATED SECTIONAL STEEL BLDGS.

**GEO. L. MESKER STEEL CORP.**  
**EVANSVILLE 8, INDIANA, U.S.A.**  
FOUNDED 1879

NEW YORK:  
M. B. Kolb Co.  
250 W. 57th St., N.Y.C. 19

CHICAGO:  
Branch-Nicoloff Co.  
549 Washington Blvd., Chicago 6, Ill.

WEST COAST: Industrial Steel Bldgs. Co., 341 S. Central Ave., Los Angeles 13



Remodeling Job

Wylie Store Building, New Haven, Conn.  
Charles H. Abramowitz, Architect.

## Mo-Sai<sup>REG. U.S. PAT. OFF.</sup>

### ARCHITECTURAL CONCRETE SLABS

The ideal facing material  
for old and new structures

*Colorful - Decorative - Modern*

WRITE NEAREST MANUFACTURER

SEE OUR CATALOG IN SWEET'S


**MO-SAI ASSOCIATES**

Cleveland, O.....The Geo. Rackle & Sons Co.....Newburg Sta.  
New Haven, Conn.....The Dextone Company.....P. O. Box 606  
Boston, Mass.....Cambridge Cement Stone Company.....Allston P.O. Box 41  
Philadelphia, Pa.....Formigli Arch'l Stone Company.....R. E. Trust Bldg.  
Richmond, Va.....Economy Cast Stone Company.....P. O. Box 1223  
Greensboro, N. C.....Arnold Stone Company, Inc.....P. O. Box 477  
Greensboro, N. C.....The Mabie-Bell Company.....P. O. Box 2909  
Oshkosh, Wis.....Badger Concrete Company.....191 Marion St.  
Salt Lake City, Utah.....Otto Buehner & Company.....640 Wilmington Ave.  
Rochester, New York.....Goodstone Mfg. Co., Inc.....470 Hollenbeck St.

MO-SAI ASSOCIATES was founded in the year 1940 to standardize, improve and promote architectural slabs under the one name "MO-SAI"—Reg. U.S. Pat. Off.

# INSULITE

*Insulates as you build*



## Outside Walls

Insulite sheathing builds a strong, weathertight, wind-proofed wall . . . a wall with effective insulation.



## Inside Walls

Insulite Sealed Lok-Joint Lath provides a strong, rigid plastering surface . . . plus a second wall of insulation.

Refer to Sweet's File . . . Architectural Section 10 a/9.

# INSULITE

The Original and Best\* Wood Fibre Structural Insulating Board


\*As Determined by Leading Testing Authorities



INSULITE • Minneapolis 2, Minnesota

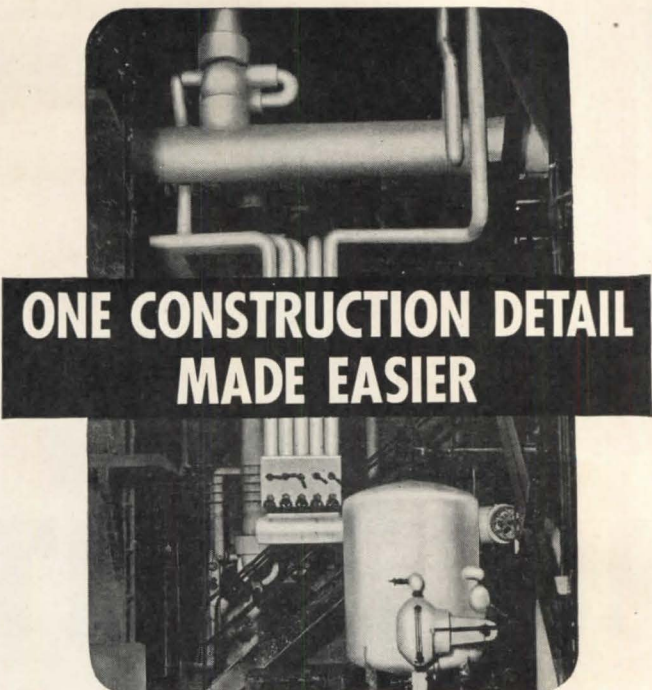
REGISTERED TRADEMARK

# H&H FLUSH RECEPTACLES



These popular types of Convenience Outlets are available in brown and white plastics, as good in looks as they are good in quality. Duplex and single; T-slot with double side-contacts, self-adjusting.

No. 1913 — Duplex, side-wired, Bakelite; No. 1913-I — Duplex, side-wired, "Ivorylite". No. 7725 — Duplex, top-wired Bakelite. No. 1914 — Duplex 2-circuit, side-wired, Bakelite... Architects' data-sheets, *on request*, give specifications of all-purpose line for flush or surface installations.



**ONE CONSTRUCTION DETAIL  
MADE EASIER**

Here is the new and easier method of finishing lagging material on pipes, ducts, boilers and hot water tanks. Simply adhere the canvas, asbestos, fibreglas, or other non-conducting material, with Arabol Lagging Adhesive.

This product fills your most exacting requirements for both utility and appearance. It is easy to apply; dries in 4 to 6 hours, leaving a sized finish. And this finish need not be painted at all, unless you desire to add one coat for appearance. Labor costs are lower, because you eliminate the slow process of sewing. Maintenance is no problem—grease, oil, soot and dirt wash off easily. And, finally, it is vermin-proof... fire-retardant, too.

Extensive tests conducted by independent laboratories have shown just what this product can do under exacting conditions. Arabol was found to retain its adhesive strength despite exposure to extreme temperatures, to immersion in water, and to live steam.

Write us today for detailed facts and figures. Don't place open specifications on lagging work—ask for Arabol Lagging Adhesive. You can depend on it to provide a neat installation — satisfactory in every respect. Also—ask about our cork cement for adhering cork to cork on refrigerator lines.

## THE ARABOL MANUFACTURING CO.

Executive Offices: 110 East 42nd St., New York 17, N. Y.

CHICAGO—54th Ave. & 18th St. SAN FRANCISCO—30 Sterling St.

Branches in Principal Cities. Factories in Brooklyn, Cicero, San Francisco



*Adhesives?...* **ARABOL!**

HART & HEGEMAN DIVISION  
**ARROW-HART & HEGEMAN ELECTRIC  
COMPANY, HARTFORD 6, CONN., U.S.A.**



radiant heat



+

convection heat

=

# MODERN HEATING AT ITS BEST!

*that's what Modine Convectors offer you!*



# 1

## RADIANT HEATING


Notice those arrows? That's radiant heat . . . mild radiant heat coming from that Modine Convector Panel in just enough quantity to offset heat loss from window areas. But we don't stop with just *radiant* heating. To it we add—

# 2

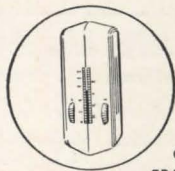
## CONVECTION HEATING

Convection heating. The hot water or steam circulates through the copper heating unit, draws the cooler, floor-line air into the bottom of the convector where it's warmed, rises, and is then gently circulated throughout the room.

**Result:** A modern, blended heating system for modern living! • A heating system that gives you *individual* room control, that responds almost instantaneously to sensitive automatic controls . . . that gives you gentle air circulation without the use of moving parts that wear out. • Yes . . . the dependable heating comfort, distinctive charm, space-saving, cleanliness and long service life of Modine Convector Radiation is now available for moderate cost homes and apartments. Look for Modine's representative in the "Where to Buy it" section of your phone book. • Write for complete information and free descriptive literature. MODINE MANUFACTURING CO. 1773 Racine St., Racine, Wis.



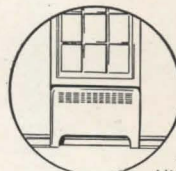
MODERN BEAUTY



CLOSE TEMPERATURE CONTROL



EASY TO INSTALL



ADDS TO LIVING SPACE



COSTS NO MORE THAN CONVENTIONAL RADIATORS

# Modine

## CONVECTOR RADIATION

The Modern "proved by use" heating method



*Plan*  
greater safety & efficiency  
into your new buildings with  
**Swartwout**  
*Controlled Air Circulation*

➔ **DEPENDABLE SWARTWOUT VENTILATION**  
assures removal of impure air—improves  
employee comfort and helps production.

In planning new buildings, and in remodelling present structures, it's wise to plan for completely satisfactory ventilation—ample number of air changes per minute achieved by efficient expulsion of bad air and proper supply of fresh air.


Varying problems in different departments are readily met by Swartwout engineers with their recommendations for roof ventilator types best suited to the needs; and with provision for adequate fresh air intake through modern Swartwout Louvers.

Swartwout builds sturdy, scientifically designed ventilators for either gravity or power air movement. They can be included in original plans or can be added to almost any roof, even on old buildings . . . without expensive alterations. Far-thinking plant executives figure ventilation an investment in greater efficiency and insurance against waste and accidents. Write for catalog 319.

**The Swartwout Co.**  
18511 Euclid Ave., Cleveland 12, O.



Swartwout  
AIRMOVER



Swartwout  
Dexter Heat Valve

**Swartwout**  
*Controlled* Air Circulation  
EQUIPMENT FOR EFFECTIVE ECONOMICAL  
VENTILATION OF INDUSTRIAL BUILDINGS

*Again Available!*

**"HOSPITAL PLANNING"**

by Charles Butler, F.A.I.A.  
and Addison Erdman, A.I.A.

When "Hospital Planning" first went on sale in June 1946, the rush for copies exhausted the initial print order within a matter of weeks. A second printing, now on the press, soon will make available a fresh supply of copies. But already our backlog of unfilled orders is commanding a large share of this new supply. And the demand is growing!

If you enter your advance order now—by means of the coupon below—you can assure yourself of this valuable new book on modern hospital planning.

**A Case-Study Analysis of  
Modern Hospitals**

"Hospital Planning," the first important textbook on the subject in a generation, offers a complete treatise on hospital architecture.

Messrs. Butler and Erdman, working as a team of specialists, have directed a nationwide, on-premise survey of hospital planning—in theory, in everyday practice and under the stress of unprecedented demands and emergencies. The most significant examples of hospital planning have been studied, assembled, abstracted and dramatized. 236 pages, 8½ x 11. \$15.


- Plans of 51 selected hospitals
- 187 floor plans
- 38 special unit plans of rooms, wards, departments
- Numerous construction details

*Use the coupon now  
to reserve your copy!*

ARCHITECTURAL RECORD, BOOK DEPARTMENT  
119 West 40th Street, New York 18, New York

Enter my advance order for . . . . . copies of the new, 1946 edition of "Hospital Planning" by Charles Butler and Addison Erdman, at \$15 a copy. (Add 30 cents Sales Tax for New York City delivery — \$15.30 in all.) I enclose payment of \$ . . . . .

NAME . . . . .  
ADDRESS . . . . .  
CITY . . . . . ZONE . . . . . STATE . . . . .

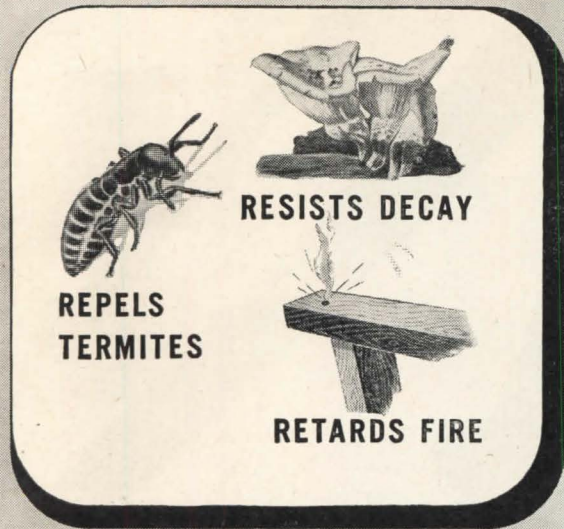


Every drop-forged Von Duprin Self-Releasing Exit Device is built to outlast the best steel and concrete that man knows how to make. Engineered for the tremendous demands of emergencies, these Von Duprins will operate for scores of years with little or no attention or maintenance cost. They have a safety factor, speed of operation, and brute strength undreamed of a few years ago. See Sweets' Index, Sec. 17B/2. Von Duprin Division, Vonnegut Hardware Co., Indianapolis.

# Von Duprin

TRADE MARK REG.

# 3-Way Protection for the buildings you design



...with "CZC"-treated wood

You can give the buildings you design additional long life by including "CZC"-treated wood in your plans. Wood that has been pressure-impregnated with "CZC" resists decay, repels termites, and is resistant to fire.

"CZC"-treated wood is paintable, odorless, clean and safe to handle. It has all the advantages of untreated wood, plus these other life-extending features.

Wherever "CZC"-treated wood is used, maintenance costs are lower, safety is greater. Your clients will find that Du Pont Chromated Zinc Chloride pays for itself many times.

For additional information on this wood preservative that makes wood last longer, write E. I. du Pont de Nemours & Co. (Inc.), Grasselli Chemicals Department, Wilmington 98, Delaware.

## DU PONT CZC

Chromated Zinc Chloride

MAKES WOOD RESIST DECAY • REPEL TERMITES • RETARD FIRE



BETTER THINGS FOR BETTER LIVING  
... THROUGH CHEMISTRY

## OPPORTUNITIES AVAILABLE

**LICENSED STRUCTURAL ENGINEER** wants partnership with architect. Box 172, ARCHITECTURAL RECORD, 119 W. 40th St., New York 18.

**ARCHITECT**, 45, tired of the vicissitudes of private practice, desires position or association away from New York area. Good at design, thorough knowledge of general construction, experienced at meeting people, some teaching, lecturing, writing, member A.I.A. Looking for responsibility, hard work and good income. Box 174, ARCHITECTURAL RECORD, 119 W. 40th St., New York 18.

**WANTED:** Architectural Designer and Draftsman in established architect's office serving a large Community in New York State. Office engages in general practice of Architecture. Draftsman to be a College Graduate or with College training and of good moral character. Permanent employment, opportunity for advancement, and with proved ability, possibility of association. Submit full qualifications. Box 176, ARCHITECTURAL RECORD, 119 W. 40th St., New York 18.

**DESIGNER, ENGINEER OR ARCHITECT.** Long established engineering and construction company wants man able to develop design of industrial and commercial buildings from sketches. Will pay straight salary first year and adjust to ability. Submit all personal data and complete experience record with application. Will pay expenses for interview. Location Eastern Pennsylvania. Box 178, ARCHITECTURAL RECORD, 119 W. 40th St., New York 18.

### STATEMENT OF THE OWNERSHIP, MANAGEMENT, CIRCULATION, ETC., REQUIRED BY THE ACTS OF CONGRESS OF AUGUST 24, 1912, AND MARCH 3, 1933

Of ARCHITECTURAL RECORD, combined with American Architect & Architecture, published monthly at Concord, New Hampshire, for October 1, 1946. State of New York, County of New York } ss.

Before me, a Notary Public, in and for the State and county aforesaid, personally appeared H. Judd Payne, who, having been duly sworn according to law, deposes and says that he is the Vice President and General Manager of the Architectural Record, combined with American Architect & Architecture, and that the following is, to the best of his knowledge and belief, a true statement of the ownership, management, etc. of the aforesaid publication for the date shown in the above caption, required by the Act of August 24, 1912, as amended by the Act of March 3, 1933, embodied in section 537, Postal Laws and Regulations, printed on the reverse of this form, to wit:

1. That the names and addresses of the publisher, editor, managing editor, and business managers:  
Publisher, F. W. Dodge Corp., 119 West 40th St., New York, N. Y.; Editor, Kenneth K. Stowell, 119 West 40th St., New York, N. Y.; Managing Editor, Emerson Goble, 119 West 40th St., New York, N. Y.; Business Manager, Robert F. Marshall, 119 West 40th St., New York, N. Y.

2. That the owner is: (If owned by a corporation, its name and address must be stated and also immediately thereunder the names and addresses of stockholders owning or holding one per cent or more of total amount of stock, if not owned by a corporation, the names and addresses of the individual owners must be given. If owned by a firm, company, or other unincorporated concern, its name and address, as well as those of each individual member, must be given.)  
F. W. Dodge Corp., 119 West 40th St., New York, N. Y.

Names and Addresses of Stockholders Owning or Holding One Per Cent (1%) or More of Total Amount of F. W. Dodge Stock, at September 26, 1946:

Paul Abbott, c/o Irving Trust Co., 1 Wall St., New York, N. Y.; Dana T. Ackerly, 15 Broad St., New York, N. Y.; May Gibson Baker, Apt. D-5, 35-34 84th St., Jackson Heights, L. I., N. Y.; Howard J. Barringer, Box 736, Brightwaters, N. Y.; James M. C. Breed, 15 Broad St., New York, N. Y.; Jane Curtiss Breed, 2 East 67th St., New York 21, N. Y.; William C. Breed, 15 Broad St., New York, N. Y.; Mary F. Broadwell, 423 West 120th St., New York, N. Y.; Dwyer & Company, c/o City Bank Farmers Trust Company, 22 William St., New York 15, N. Y.; Eddy & Company, c/o Bankers Trust Company, P. O. Box 706, Church Street Annex, New York, N. Y.; G. A. England & Company, c/o Chemical Bank & Trust Company, 165 Broadway, New York 15, N. Y.; Sumner Ford, 15 Broad St., New York, N. Y.; Sumner Ford and Underwriters Trust Company, Trustees, c/o Trust Department, 50 Broadway, New York, N. Y.; Irving W. Hadsell, 119 West 40th St., New York, N. Y.; Thomas S. Holden, 119 West 40th St., New York, N. Y.; Laura Morgan Jackson, "Stonewalls," Ridgefield, Conn.; Frances M. McIntosh, 194 Brewster Road, Scarsdale, N. Y.; Helen D. Morgan, 399 Park Avenue, New York, N. Y.; Laura O. Morgan, 25 Ridge Croft Road, Bronxville, N. Y.; T. Oliver Morgan, 25 Ridge Croft Road, Bronxville, N. Y.; T. Oliver Morgan, Trustee, 25 Ridge Croft Road, Bronxville, N. Y.; Cordelia Dana Nash, Apt. 15 B, 60 East 96th St., New York 28, N. Y.; Minnie C. Ort, Port Murray, R. D., N. J.; George H. Partridge, 9 Towers East, Bronxville, N. Y.; Jane A. Pratt, c/o Manufacturers Trust Company, 741 5th Avenue, New York, N. Y.; William J. Quinn, 15 Broad St., New York, N. Y.; Marcus Wayne, 2489 Overlook Road, Cleveland Heights, Ohio; H. A. Whitten & Company, c/o Personal Trust Department, Chemical Bank & Trust Company, 165 Broadway, New York, N. Y.; Chauncey L. Williams, 119 West 40th St., New York, N. Y.; George A. Wilson, Trustee, 15 Broad St., New York, N. Y.; Helen Morgan Young, 71 Summit Avenue, Bronxville 8, N. Y.

3. That the known bondholders, mortgagees, and other security holders, owning or holding 1 per cent or more of total amount of bonds, mortgages, or other securities are: NONE.


4. That the two paragraphs next above, giving the names of the owners, stockholders, and security holders, if any, contain not only the list of stockholders and security holders as they appear upon the books of the company but also, in cases where the stockholder or security holder appears upon the books of the company as trustee or in any other fiduciary relation, the name of the person or corporation for whom such trustee is acting, is given; also that the said two paragraphs contain statements embracing affiant's full knowledge and belief as to the circumstances and conditions under which stockholders and security holders who do not appear upon the books of the company as trustees, hold stock and securities in a capacity other than that of a bona fide owner; and this affiant has no reason to believe that any other person, association, or corporation has any interest direct or indirect in the said stock, bonds, or other securities than as so stated by him.

5. That the average number of copies of each issue of this publication sold or distributed, through the mails or otherwise, to paid subscribers during the twelve months preceding the date shown above is 23,000.

H. JUDD PAYNE,  
General Manager.

Sworn to and subscribed before me this 30th day of September, 1946. (SEAL) IDA A. PETERSON, Notary Public, Westchester County. Certificate filed in New York County Clerk's No. 551. Commission expires March 30, 1947.

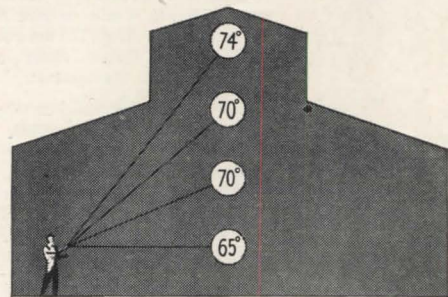
## Some New Angles on INDUSTRIAL and COMMERCIAL HEATING



Angle #1 . . . working level recirculation

The Dravo Heater offers today's highest possible efficiency for open space heating. It recirculates warm air in the working level, thus minimizing the tendency of the heated air to rise and cause excessive heat losses through the roof. Under the Dravo method warm air is discharged above the heads of the workers and cool air is taken off the floor. This provides a thermostatically controlled comfort zone in the working level with no annoyance to workers.

In addition to saving fuel through low roof heat loss, the Dravo Heater is extremely economical in these respects . . . **Sustained efficiency of 80 to 85% by constantly getting more Btus from each gallon of oil or cubic foot of gas burned.** — Lower initial cost compared with indirect heating systems. — Ease of installation . . . it is necessary only to provide power



Actual tests with balloon-suspended thermometers in a building with 200,000 square feet of roof showed temperature differential between roof and working area to be only 9 degrees with Dravo Heaters. This is a big fuel-saving advantage when compared with other methods in which roof area temperatures are often 35 degrees higher than those at the working level.

line, fuel line and stack. —No stand-by heat or specialized attendant is necessary. Heater operates only when thermostat dictates your requirements.

Dravo Heaters are available in capacities ranging from 400,000 to 2,000,000 BTUs per hour output. The money-saving angles for Industrial and Commercial Heating with DRAVO COUNTERFLO DIRECT FIRED HEATERS are more fully described in Bulletin NE 516. Write Heating Section, DRAVO CORPORATION, 300 Penn Avenue, Pittsburgh 22, Pa.

Dravo Counterflo Direct Fired Heaters are products of the Machinery Division.

**DRAVO CORPORATION**

PITTSBURGH • WILMINGTON • PHILADELPHIA • WASHINGTON

NEW YORK • CLEVELAND • DETROIT



# What is a **HYDRA FILTER?**

● Actually, the section of the new Wade grease interceptor in which hydraulic filtering of grease by grease takes place is the HydraFilter unit. But, for simplicity, the interceptor in its entirety is also called the HydraFilter.

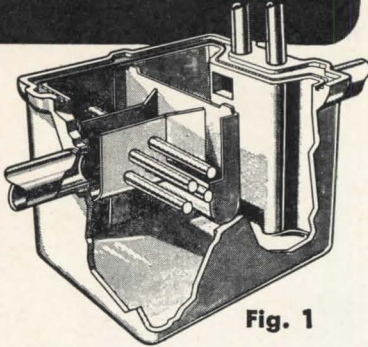


Fig. 1

● The basic principle, hydraulic filtering of grease by grease (described in the previous advertisement in this series) is utilized in the HydraFilter in an ingenious manner. The HydraFilter, itself, is a result of long careful search for the best mechanical method of employing this basic principle.

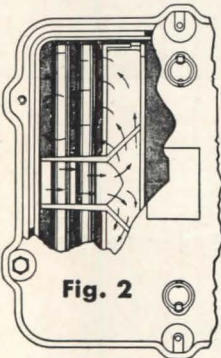


Fig. 2

● Figures 1 and 2 show two main components of the filtering unit: (1) the T-shaped baffle channel into which the waste mixture first enters from the inlet; (2) the round steel tension tubes, upset and pressed through the channel.

● The wastes enter the channel and strike the tubes which reduce velocity of flow considerably. The mixture then is directed to the cross of the "T" where it passes under the diagonal stilling baffles to either side of the "T" wings.

## A GREASE FILTER LAYER

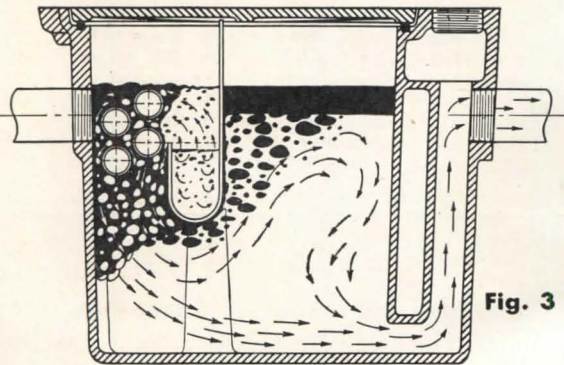


Fig. 3

● The waste flow, having been reduced in velocity and spread out over a much increased area, then rises over the weir and onto the tension tubes. Grease in the mixture adheres to the tubes and continually builds up to form a filter layer. When too

much grease accumulates on the tubes, chunks break off and rise by gravity to join the main grease storage layer. (Fig. 3).

● A new booklet, completely describing the Wade HydraFilter is available on request.



No. 2 in a series presenting facts about the new scientific grease interceptor, the Wade HydraFilter.

# WADE

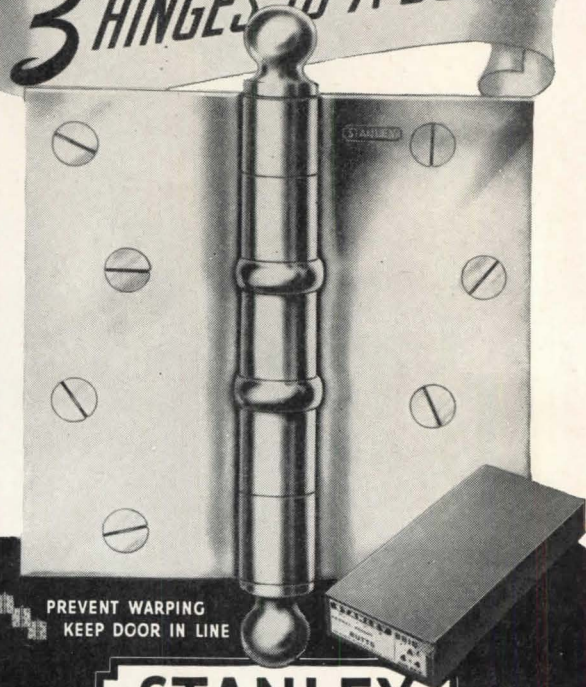
MANUFACTURING COMPANY

85 NORTH STATE STREET

ELGIN, ILLINOIS

GOOD CONSTRUCTION DEMANDS

# 3 HINGES TO A DOOR



PREVENT WARPING  
KEEP DOOR IN LINE

# STANLEY

THE STANLEY WORKS, NEW BRITAIN, CONNECTICUT

## Banish . . . . . BLUEPRINT BLUES!



in 1/5 the time — save up to 80%

**MAKE PRINTS — BLUEPRINTS — PHOTOPRINTS!**

In your own plant, office, drafting room — in a few minutes, anyone, any time can make exact duplicates of drawings, tracings, graphs, letters, etc. — with the modern duplicating method, the TORNADO Duplicator!


Compact, attractive, convenient, simple to operate, it plugs into any electric outlet — and in a few minutes the most inexperienced operator can make perfect prints! Makes reprints up to 24" x 34". Timing device insures uniform prints. Investigate this modern, low-cost method.

Write for details and demonstration

**BREUER ELECTRIC MFG. CO.**

5128 N. Ravenswood Avenue • CHICAGO 40, ILLINOIS

# ARCHITECTS AGREE...



**ARKETEX**  
CERAMIC GLAZED STRUCTURAL TILE

*is most practical*

Most practical because it serves the best. Arketex ceramic glazed structural tile meets both the practical and the artistic demands of architects and owners. Designed for both interior and exterior

walls, Arketex will not scar, mar, crack, or craze. Wherever a permanent wall and finish in one is desired, specify Arketex—first with the finest in ceramic glazed structural tile.

**COLOR VARIETY...**

Arketex ceramic glazed structural tile comes in a wide variety of permanent colors which will retain their original beauty and lustre forever.

**MADE TO ORDER...**

A full complement of shapes, fittings, and textures made to fit your specifications, permits the building of any loadbearing or partition wall.

**DURABLE...**


The ceramic glazed surface is impervious to grease, moisture, acids, or alkalis. First low cost is the only cost. There is no maintenance problem.

**ARKETEX CERAMIC CORPORATION • BRAZIL, INDIANA**



**NOW** on all  
Jamison Track Port Doors

**AJUSTOFLEX  
TRACK PORT  
OPERATOR and  
COMPENSATOR**



The ultimate in flexibility — positively co-ordinated operation of entrance door and track port without strain on the operating mechanism.

**JAMISON-**  
BUILT COLD STORAGE DOORS  
HAGERSTOWN, MARYLAND

BRANCHES IN PRINCIPAL CITIES

# Duromit

THE "BONDED" CEMENT FLOOR

FOR FLOORS THAT HAVE TO "TAKE IT" DUROMIT is the hardest cement floor in existence. A mixture of hard mineral granules, it registers 9 points on the Mohs Scale of Hardness. Specify DUROMIT, with its three year Bonded Guarantee, for all places subjected to unusual abrasion, excessive moisture, or varied forms of chemical attack. Easily cleaned and highly sanitary, DUROMIT Floors are perfect floors for food processing, dairy and bottling plants, automotive and mechanical establishments, garages, etc.

Write for further information, or phone  
Chickering 4-6782

EMPIRE STATE  
BUILDING

WASHINGTON CONCRETE CO.

NEW YORK  
N. Y.

## WHICH COLOR?

Here's  
the Answer!

The Moletg Color Guide



A "find" for the ARCHITECT! This comprehensive Color Guide (pages 9" x 15") displays 150 beautiful colors ranging from pastels to deep shades. Formulas are given on the reverse of each color sheet to show how the shade can be quickly made. Price, \$5.00 . . . delivered anywhere in the U. S. A. Write for your copy.

MONROE, LEDERER & TAUSSIG, INC.  
606 N. AMERICAN STREET PHILA. 23, PA.

**Moletg**  
ARCHITECTURAL

FLAT  
OIL PAINT

THE TRULY WASHABLE FLAT PAINT

**Question:** Why does everyone praise  
**BALTIMORE HOSPITALITY?**

**Answer:** Because, for more than 200 years, Baltimoreans have been making a real effort to live up to the gracious reputation established by the Cavaliers.

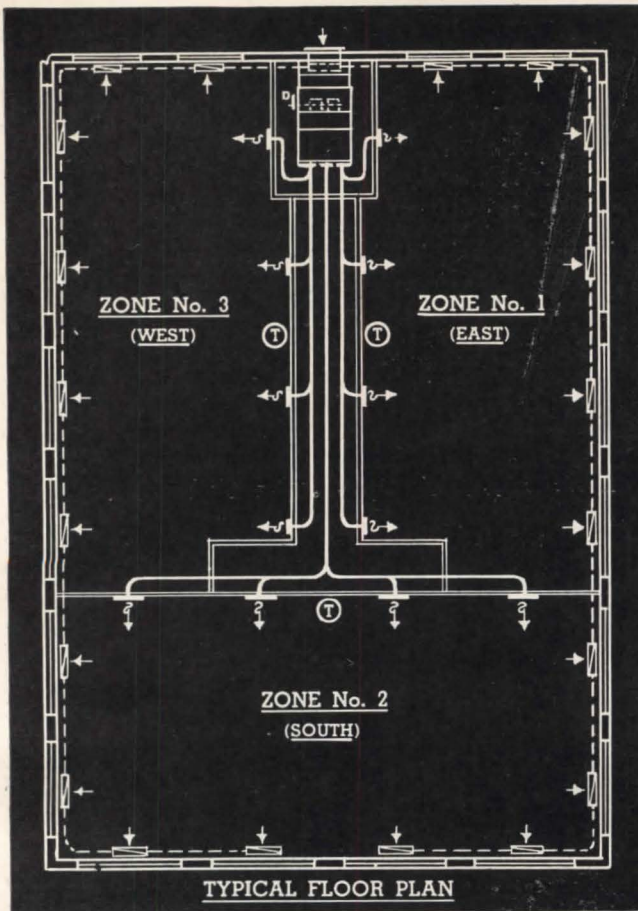
The Lord Baltimore Hotel, Baltimore's largest, always has upheld this tradition. 700 comfortable rooms . . . all the facilities and services that travelers expect . . . and a genuine willingness to please each guest . . . have made it "Host to Most Who Visit Baltimore."

THE  
**Lord Baltimore Hotel**

BALTIMORE AT HANOVER • BALTIMORE 3, MD.



# ZONE CONTROL using CLARAGE "Blow-Thru" Multitherms



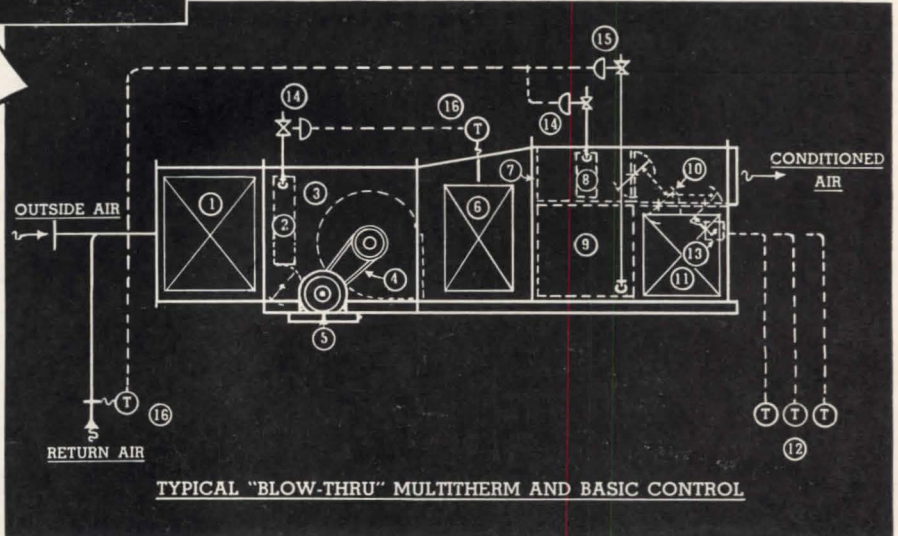
Now one Clarage "Blow-Thru" Multitherm Unit can be used to air condition various parts of your building exactly as requirements warrant. A typical 3-zone installation is shown at left. Unit can be arranged to serve from two to six zones — an exclusive Clarage development.

ZONE CONTROL compensates for the difference in solar radiation on different parts of a building during different periods of the day. It also takes into account variations in exposure, wind velocity, construction, and internal heat loads.

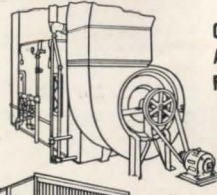
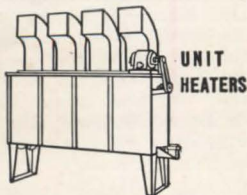
Thus winter and summer, if desired, you can maintain various temperatures in various parts of your building. Each zone is automatically controlled independently — yet only one conditioning unit necessary!

## EQUIPMENT ARRANGEMENT

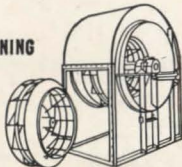
1. Filter Section
2. Tempering Coil with Steam Distributing Tubes
3. Fan Section
4. V-Belt Drive
5. Motor
6. Fan Discharge Section with Access Door
7. Distributing Plate
8. Reheat Coil with Steam Distributing Tubes
9. Cooling Coil
10. Zone Double Mixing Dampers (3 sets)
11. Access Door
12. Zone Room Thermostats
13. Zone Damper Motors
14. Steam Valve
15. Cold Water or Refrigerant Valve
16. Temperature Controller



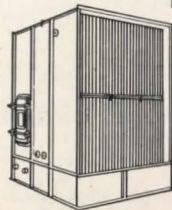
## SOME OF OUR OTHER PRODUCTS



AIR CONDITIONING AND VENTILATING FANS



AIR WASHERS



Clarage ZONE CONTROL air conditioning is adaptable to practically any type of building — industrial, commercial, etc. Write for further data.

# CLARAGE

FAN COMPANY

Kalamazoo, Michigan

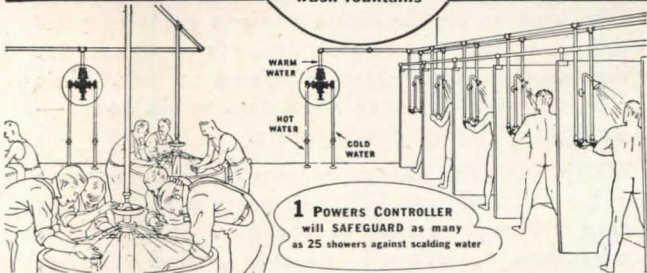
APPLICATION ENGINEERING OFFICES IN ALL PRINCIPAL CITIES

# For Low Cost Insurance



--against  
the danger  
of scalding water

In shower baths and  
wash fountains



1 POWERS CONTROLLER  
will SAFEGUARD as many  
as 25 showers against scalding water

Use Powers Throstatic Water Controllers for Group Showers, Wash Fountains, Hot Water Line Control and Industrial Processes. Capacities up to 2,650 g.p.m. Write for Circular 3017. THE POWERS REGULATOR COMPANY, 2752 Greenview Ave., CHICAGO—Offices in 47 Cities 524

## POWERS

WATER  
TEMPERATURE  
CONTROL

Available Now!

### CHENEY FLASHING

3-Way Bond

16 OZ. COPPER

### CHENEY FLASHING REGLET

16 OZ. COPPER

CHENEY FLASHING is again being made by the original inventor who pioneered the art of thru-wall flashing eighteen years ago.

No thru-wall flashing can operate successfully unless it has the two very important features that are found in CHENEY FLASHING—proven weep-hole drainage and the three-way bond, vertical as well as longitudinal and lateral.

Remember, the inferior two-way flashings, crimped copper and membranes, have neither the vertical bond nor do they drain moisture from the wall fast enough. Furthermore, their first cost advantage has disappeared because today Cheney Flashing is no longer a specialty—it's a standard commodity.

WRITE FOR  
DESCRIPTIVE FOLDER Dept. R

## CHENEY INDUSTRIES, Trenton, N. J.

MORE THAN 2700 INSTALLATIONS

*Maas Genuine Cathedral Chimes*

IN ALL PARTS OF THE WORLD

When you specify MAAS you specify genuine *tubular* cathedral chimes — not imitative, mechanical devices. Their individual damping system means clarity and distinction, with no muddiness or intermingling of notes. . . . A single installation provides not only outside chimes or carillons, but inside organ cathedral chimes as well. . . . Their Bakelite head construction permits great depth of tone. . . . Available in ten models, with sound coverage ranging from  $\frac{3}{8}$  of a mile to 6 miles or more, MAAS Chimes are adaptable to any building design. . . .

For the leading genuine cathedral chime on the market today, specify MAAS. It will not fail you.

Send for descriptive folder

MAAS ORGAN COMPANY  
DEPT. R 3015 CASITAS AVE.  
LOS ANGELES 26, CALIFORNIA

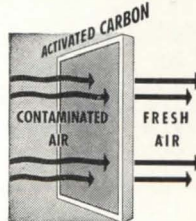


MAAS  
*Carillons*  
GENUINE  
CATHEDRAL CHIMES

## How to STEP UP air conditioning efficiency

Dorex Air Recovery Units increase plant capacity without increasing conditioning equipment, automatically control odors, and save power and fuel.

A great percentage of the heated, cooled, humidified and cleaned air that is ordinarily exhausted because it is stuffy, odorous or stale can be economically restored to original freshness and recirculated. This reduces the load on heating, refrigerating and humidifying equipment, lowers operating cost and expands the capacity of the system.



Nothing is added to the air. The specially processed activated carbon used in Dorex Air Recovery Equipment extracts all odorous impurities that originate from people and their habits, from tobacco smoke, food and liquor, oils and solvents. Obviously, when you remove these impurities from the indoor air, less outdoor ventilation air is needed, which materially reduces the conditioning load.

**PROOF:** We will be glad to send the details of typical installations or estimate on planned or existing systems. Write Dept. L-6 or call our District Representative.

**W. B. CONNOR ENGINEERING CORP.**

AIR DIFFUSION

AIR PURIFICATION

AIR RECOVERY

112 East 32nd Street



New York 16, N. Y.

IN CANADA: Douglas Engineering Co., Ltd., 1405 Bishop St., Montreal 25, P. Q



# *Spiderweb* of STEEL

The spiders are men, the web a framework of steel. It's a preview of the coming construction cycle that promises to be the greatest in American history.

All over the land, from the crowded industrial centers to the rolling plains of the West, there will soon be building, building, building! In this far-flung program of construction the Bethlehem trademark on structural steels will be much in evidence, as the familiar Bethlehem Sections—wide-flange beams and columns, joists and stanchions—again become fully available to architects and engineers.

BETHLEHEM STEEL COMPANY, BETHLEHEM, PA.

On the Pacific Coast Bethlehem products are sold by  
Bethlehem Pacific Coast Steel Corporation


*Bethlehem*  
**STRUCTURAL  
SHAPES**






**Performance  
Dependability  
Beauty**

in *Smithcraft* **FLUORESCENT  
FIXTURES**



the most beautiful V unit . . . with top lighting efficiency. Ideal for drafting rooms, offices, hospitals, schools and stores.

Slim, graceful lines. Special reflectors give maximum soft lighting through decorative egg-crate louvers.



**LOUVERLITE**

We shall be glad to suggest layouts for you and supply catalogs.

*Smithcraft* **LIGHTING DIVISION**  
CHELSEA 50, MASS.

# ...COLORFAST

Remember SEAPORCEL Porcelain Enamel quality when plans are on your boards for new building construction or modernization.

The SEAPORCEL\* process of fusing ceramic coating into its metal base at 1550°F. results in a facing material of enduring satisfaction.

When you specify SEAPORCEL Porcelain Enamel you assure yourself and your owner of the finest of materials, skilled workmanship and the services of a production and engineering organization of outstanding ability.

**Write for information today — No obligation**

*\*Reg. U. S. Pat. Off.*



**SEAPORCEL PORCELAIN METALS, INC.**

Formerly Porcelain Metals, Inc.

28-02 BORDEN AVENUE, LONG ISLAND CITY 1, N. Y.

# Seaporcel



*That*  
**OUTSIDE  
LOOK**

*Beautiful!  
Preserve!  
Protect!*

**CREO-DIPT STAINS**

FOR WOOD SHINGLE ROOFS AND SIDE WALLS

**CREO-DIPT**  
COMPANY, INC.

Established 1911

**NORTH TONAWANDA, N. Y.**

**IDENTIFIES QUALITY  
IN BUILDERS' HARDWARE**

LOCKWOOD identifies its Builders' Hardware with this famous Trade Mark. You will find it on cylinder locks and keys, on mortise locks, on door closers . . . a symbol of enduring quality since 1882.

To the Architect the name LOCKWOOD also signifies a line of Builders' Hardware embracing all requirements, characterized by steady advancement in feature and design . . . and a company that never hesitates to give full and prompt co-operation.

We aim to keep it that way.

R-1

**LOCKWOOD HARDWARE MFG. COMPANY**

Division of Independent Lock Company

**Fitchburg • Massachusetts**



**Radiant Heating? On-the-job bends made without tools...with *Copper Tube*\***

Radiant heating installation of Copper Tube in San Leandro (Calif.) sterilizer factory. Installation by Robert Bruen & Son.

No need for special bending tools when making radiant heating installations of Chase Copper Tube. Flexible and small in diameter, it's easily bent by hand—or shaped, if preferred, around a simple wooden form.

Where engineering considerations make *floor* installations desirable, there's no need for accurate leveling of Chase Copper Tube.

In *ceiling* installations, the light weight of copper tube makes handling and mounting easy.

In both cases, the long lengths of copper tube coils reduce the number of joints to a minimum. Where joints *are* needed, they are quickly made with solder-joint fittings.

With its many advantages, Chase Copper Tube is in heavy demand. We may not, at all times, be able to supply your requirements. But we *can* furnish you with literature you will find helpful in planning radiant heating installations.

Simply write Dept. AR116:

**7 Reasons WHY CHASE COPPER TUBE FOR RADIANT HEATING**

- \* 1. EASY TO BEND
- 2. LIGHT IN WEIGHT
- 3. SOLDERED FITTINGS
- 4. SMALL DIAMETERS
- 5. LONG LENGTHS
- 6. LOW COST
- 7. LONG LIFE



**Chase**  
BRASS & COPPER CO.  
INCORPORATED

This is the Chase Network—handiest way to buy brass



ALBANY† ATLANTA† BALTIMORE BOSTON CHICAGO CINCINNATI CLEVELAND DETROIT HOUSTON† INDIANAPOLIS JACKSONVILLE† KANSAS CITY, MO. LOS ANGELES MILWAUKEE MINNEAPOLIS NEWARK NEW ORLEANS NEW YORK PHILADELPHIA PITTSBURGH PROVIDENCE ROCHESTER† SAN FRANCISCO SEATTLE ST. LOUIS WASHINGTON† (†Indicates Sales Office Only)

Waterbury 91, Connecticut  
SUBSIDIARY OF KENNECOTT COPPER CORPORATION

# Malta SUPREME

TOPS THE LIST  
OF  
WINDOW FRAME VALUES

**3** EXCLUSIVE  
PATENTED  
FEATURES



3-Way Jamb Clamp

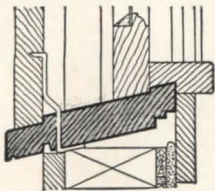
**OVERHEAD PULLEYS**, (illustrated above), give frame neater appearance—allow any type weatherstripping.

**3-WAY JAMB CLAMP**, prevents jamb pulling away from sill end, prevents leakage, reinforces frame.

**MULL CENTER CLAMP**, makes permanent water-tight sill—Mull Center Joint. Important joints rot-proofed.

These features offer the beauty—protection, and trouble-free operation customers look for in a window frame.


WRITE FOR MALTA CATALOG



Mull Center Clamp

**THE MALTA MFG. CO., MALTA, OHIO** Top Quality Frames Since 1907  
Malta Frames Cost Less Per Year Of Service


# DELANY FLUSH VALVES



Delany Flush Valve, with cut-out, close up view of Delany No. 50 VACUUM BREAKER—prevents water contamination from back siphonage—20 years ahead of the market.

write for  
catalog

SINCE 1879  
**Coyne & Delany Co.**  
BROOKLYN N.Y.



*You get  
Good Engineering  
in FEDDERS  
UNIT HEATERS*

Horizontal and downblow types in a complete range of capacities. Write for catalogs.

**FEDDERS-QUIGAN CORPORATION**  
BUFFALO 7, NEW YORK

*The Logical Specification!*

# OLSON-ITE



**SOLID  
PLASTIC SEATS**


For complete descriptive literature,  
write for catalog SCS-6 today.

**SWEDISH CRUCIBLE STEEL CO.**

Plastic Division

8561 BUTLER AVE. • DETROIT 11, MICHIGAN

# TRANE ENGINEERS WANTED THE WEATHER TO STAND STILL—



SO...

*They Built Bird Houses to Beat the Weather*



## HOW ACCURATE HEATING TESTS ARE MADE DESPITE CHANGING WEATHER CONDITIONS

To test a newly developed product, Trane engineers compare its performance with that of similar units. To be accurate, such tests should be made under identical conditions. Trane engineers perform these tests in a special test house that is exposed to the weather on every side.

When constantly changing outdoor temperatures are involved, testing becomes a problem. Trane engineers had to devise some means of making the "weather stand still." That's where the

Effective-degree-day Meters—"Bird Houses" for short—come in.

These devices, utilizing thermal and electrical principles, are mounted on the exposed walls of the test house. Each unit registers a different set of conditions, and these readings are averaged to record the total outside weather effect on the entire building. In this way, Trane engineers measure changing weather and "cancel out" day-to-day variations to make exacting tests whenever they please.


## EXACTING ENGINEERING STANDARDS MEAN PREDICTABLE AIR CONDITIONS

Using thermal and electrical principles to make precise tests of steam and hot water heating units is another example of the adaptability of Trane engineers who carry out a constant program of research in the development and refinement of Trane products and systems.


All Trane products are designed and built together for service together. The architect and

engineer will find that there is a complete Trane system for almost every conceivable application in heating, cooling, and air conditioning.


More than 200 Trane field engineers in principal cities all over the country cooperate with architects, engineers and contractors in the application of Trane Weather Magic.



Torridor



Projection Heater



Model N Unit Heater



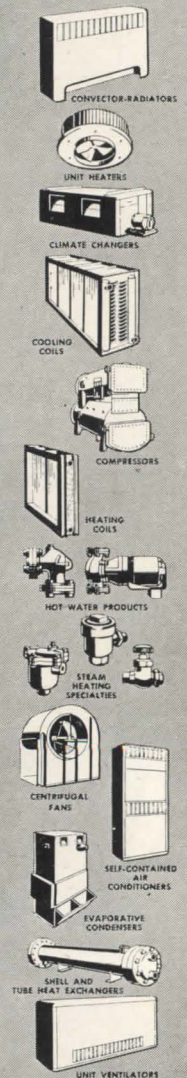
Torridor, Jr.


## TRANE UNIT HEATERS... MOST WIDELY USED... MOST WIDELY USABLE

The four outstanding Trane Unit Heater types cover a range of sizes and capacities to meet every heating requirement.

1—The Trane Model N Unit Heater, a conventional model, uses a special broad bladed fan to move large quantities of air. 2—The Trane Projection Heater, pioneered by Trane, tucks up under the ceiling, yet adequately heats a broad area. 3—The Trane Torridor, a blower type unit, is recommended for those areas where a long distance of throw is necessary or against the resistance of ductwork. 4—The Trane Torridor, Jr. combines the advantages of a blower unit heater with the attractive cabinet of the Convecteur-radiator.

**THE TRANE COMPANY**  
*The House of Weather Magic*  
 LA CROSSE • WISCONSIN  
 TRANE COMPANY OF CANADA, LTD., TORONTO  
 MANUFACTURING ENGINEERS OF HEATING AND AIR CONDITIONING EQUIPMENT






## Lighting is *not* a Fixture—

*It's a dynamic factor in the architect's equation*

For example — take that new store or modernization you are planning now. When you specify Century, you work with our continuing "know how" of store lighting — gained from years of lighting the leading modern stores of America — right to this minute.

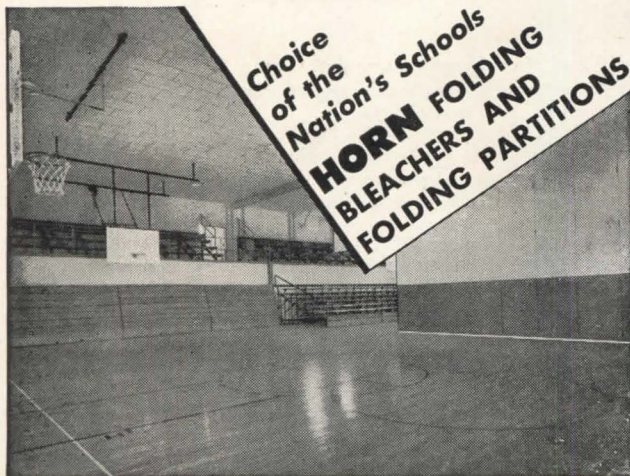
You will be sure of **Low Brightness Contrast**, with —  
adequate **Circulation** or utility lighting  
effective **Accent** lighting  
sufficient **General sales** lighting  
plus an overall tie-in lighting.



Our **DOWN-LITE**, on the left, is one of many for **ACCENT** lighting (No. 385). Above, is one type of **louvered fluorescent Troffer** (No. F248 AL).

Write for data sheet catalog. Consult us freely. You may specify now.

**CENTURY LIGHTING, Inc.**  
419 W. 55th St., New York 19, N. Y.



Choice  
of the  
Nation's Schools  
**HORN FOLDING  
BLEACHERS AND  
FOLDING PARTITIONS**




See **Horn details**  
and **specifications** in **Sweet's  
Catalog.**

**Horn Folding Bleachers and Electrically Operated Folding Partitions** provide flexibility of gym layout that enables you to have two complete playing courts at the cost of one. For safety, smooth operation and dependability specify **Horn** equipment. Your **Architect** recognizes the superiority of **Horn** engineering.

**HORN MANUFACTURING COMPANY**

FORT DODGE, IOWA



Schools have learned the lesson of health-safety. Architects and school officials know there is one solution to the problem, insofar as drinking water is concerned . . . **Halsey Taylor Drinking Fountains.**

There is a type for every need, each with the original patented automatic stream control and two-stream projector. Write for catalog illustrating and describing the complete **Halsey Taylor** line for school installations.

**THE HALSEY W. TAYLOR CO.,**  
WARREN, OHIO



**HALSEY  
TAYLOR**

**DRINKING FOUNTAINS**

A-3

the **LUMINALL** line  
of interior flat wall paints

**LUMINALL . . . has casein binder for extra light reflection**

**ULTRA LUMINALL . . . has synthetic resin binder for extra washability**

**FREE . . . Send for fully illustrated 24-page book, "Painting for Light & Decoration."**

**NATIONAL**  
3627 South

**CHEMICAL & MFG. CO.**  
May Street, Dept. G, Chicago 9, Illinois


Chicago, Ill., Brooklyn, N. Y.  
Distributors in all principal cities



# Spanning **60** YEARS

## of dependable **ENGINEERING**


**1886-1946**



*The accompanying views portray the span of 60 years of progress in the harbor of San Francisco, the city in which Enterprise burners have undergone their development and advancement. When in San Francisco plan to visit the Enterprise Plant.*

## **ENTERPRISE**

### **OIL BURNERS**



In the early days of the development of Internal Combustion Engines, Enterprise took its place as a leader in the ranks of this great industry's pioneers. Among the outstanding achievements during Enterprise's sixty years of growth was the building of the first Diesel engines in San Francisco. Paralleling this development, our Combustion Equipment Division has kept pace with other divisions. At the outset Enterprise developed and employed the use of a solid drilled shaft and application of standard motors through belt drive—major departures which put Enterprise burners years ahead in the combustion equipment field. Our own extensive facilities provide for the complete engineering and production of practically every component of Enterprise Oil Burners.

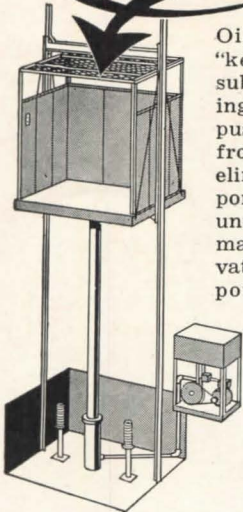
Based on dependable engineering, Enterprise has achieved an enviable reputation with burner installations in thousands of industrial plants, commercial buildings, hotels, apartment houses, restaurants and hospitals throughout the country and the world. When considering oil burners for your particular requirements, avail yourself of Enterprise's sixty years of cumulative experience. Consult with Enterprise Combustion Engineers.

COMBUSTION EQUIPMENT DIVISION OF  
**ENTERPRISE**  
**ENGINE AND FOUNDRY CO.**

SAN FRANCISCO 10, CALIFORNIA  
DISTRIBUTORS IN PRINCIPAL CITIES

**DIESEL ENGINES • PROCESS MACHINERY • OIL BURNERS • HEAVY MACHINERY**

**THE MOST ECONOMICAL  
ELEVATOR SERVICE  
For 2, 3 or 4 Stories**



Oilhydraulic Elevators will help you "keep within the budget" by making substantial savings in over-all building costs. Because the elevator car is pushed up from below—not pulled up from above—costly penthouses are eliminated, heavy load-bearing supporting columns in shaftway walls are unnecessary. And no need for a special machine room with an Oilhydraulic Elevator...the compact electric hydraulic power unit can be located in any convenient space. These modern, efficient elevators—for freight or passenger service—are the result of Rotary's experience in building over 40,000 hydraulic lifting units in the past twenty years. Leading industrials and institutions find Oilhydraulic the most satisfactory 2, 3, or 4-story elevator.

**WRITE FOR AIA FILE CATALOG RE-301**

Contains complete information and Architect's Preliminary Layout Data—a real aid in formulating plans. For free copy, write, Rotary Lift Company, 1105 Kentucky, Memphis (2), Tenn.

**Rotary**

**OILDRAULIC ELEVATORS**




*Royal Barry Wills, Architect*

**Cabot's Collopakes Accent  
the Beauty of Fine Lines!**

The gleaming white of Cabot's Double White... and the fresh lively colors of Cabot's Gloss Collopakes are the perfect finishing touches to any house! And the patented process (combining oil and pigment in a colloidal solution) by which Cabot's Collopakes are made insures greater covering power... non-fading colors... gives extra beauty... longer protection!

Write Today for a copy of "The Little White Book" containing many illustrations of prize winning houses and complete information. Samuel Cabot, Inc., 1287 Oliver Bldg., Boston 9, Mass.

**CABOT'S DOUBLE WHITE  
and Gloss Collopakes**



**Balsam-Wool**

**APPLICATION  
DATA SHEETS . . .**

**YOURS FOR THE ASKING**

Unusual applications of Balsam-Wool Sealed Insulation—details difficult to obtain elsewhere—are contained in this series of Balsam-Wool Application Data Sheets prepared by the makers of the original sealed blanket type insulation. A complete set of these data sheets is yours for the asking. Write for them.

**WOOD CONVERSION COMPANY**

Dept. 115-11, First National Bank Bldg., St. Paul, Minn.

**BALSAM-WOOL • Products of Weyerhaeuser • NU-WOOD**



**Apartment Buildings of  
ARCHITECTURAL CONCRETE**

**For Fast, Economical Construction  
of Housing Facilities**

Kimbrough Towers, an architectural concrete apartment building in Memphis, Tenn., was designed by H. M. Burnham, architect and H. B. Hulsey, associate architect; Gardner & Howe, structural engineers; S. & W. Construction Co., contractors, all of Memphis.


Architectural concrete meets every essential requirement including firesafety, attractive appearance and economy, for apartment buildings, hotels, schools or hospitals.

**PORTLAND CEMENT ASSOCIATION**

Dept. 11-8, 33 West Grand Avenue, Chicago 10, Illinois

A national organization to improve and extend the uses of concrete . . . through scientific research and engineering field work

# Satisfied users tell why they like PC GLASS BLOCKS



Architect: Robert Fitch Smith

"Our PC Glass Blocks, by improving our lighting, enable our workers to turn out more goods."

"The big panels of PC Glass Blocks are easily kept clean. There are no unsightly broken panes of glass."

"The insulating properties of PC Glass Blocks decrease heat losses through large lighting areas, even in very cold weather."

THOSE are only a few of the statements made by our satisfied customers. There are many additional reasons why it will pay you to bring more cheerful, bright light into your offices and workrooms with PC Glass Blocks.

You, too, can save money by gaining additional working space, using less artificial light, reducing repairs and maintenance costs, when you install a properly engineered PC Glass Block lighting system.

For your guidance, we have recently published two lavishly illustrated books, showing the many and varied uses of PC Glass Blocks in building construction. Engineering data, typical layouts and specifications are included, as well as the full line of patterns and sizes and a description of the functions of each type of block.

Send for your free copies today. Just fill in and mail the convenient coupon and they will be forwarded promptly, without obligation.

· Also Makers of PC Foamglas Insulation ·



## GLASS BLOCKS

Distributed by

PITTSBURGH PLATE GLASS COMPANY and by W. P. Fuller & Co. on the Pacific Coast

Pittsburgh Corning Corporation  
Room 370, 632 Duquesne Way  
Pittsburgh 22, Pa.

Please send along my free copies of your new books on the use of PC Glass Blocks for Industrial, Commercial, Institutional and Public Buildings. It is understood that I incur no obligation.

Name.....

Address.....

City..... State.....

For Architects



# New <sup>94</sup> PAGE BOOK

To help you specify the finest and most economical laboratory equipment for your High School and Junior College jobs.

Kewaunee's new free book shows scale plans for all types of High School and Junior College Laboratories. Shows Kewaunee's complete line of standard assembly units—wall cases, cabinets, tables and other furniture—all designed and built in Kewaunee's own plant, and rightly famous for excellence of materials and workmanship.

America's finest schools reflect credit upon Architects who specify the best—Kewaunee Casework, Cabinets and Laboratory Furniture.

**BOOK CONTAINS**  
94 pages—  
9" x 11"  
Hundreds of illustrations.  
Pages of plans and specifications

Write for your **FREE** copy today

*Kewaunee Mfg. Co.*

C. G. Campbell, President

5046 S. Center St., Adrian, Mich. • Representatives in Principal Cities

For Comfort Unlimited

Specify

# MODUFLOW

An entirely new conception  
of Home Heating Comfort

**MINNEAPOLIS - HONEYWELL**

**REGULATOR COMPANY**

Minneapolis 8, Minnesota



## U. S. MAIL CHUTES

are essential in progressive apartments and hotels.

This little Miss prefers to mail her own letters and so do her parents.

*This equipment may be leased if desired*

ESTABLISHED 1883

**Cutler Mail Chute Co**

ROCHESTER 7, N. Y.



**GIVE FIRE A FIVE MINUTE START** in an unprotected plant or warehouse and you can count on a crippled or destroyed business. "Fireproof" construction will not prevent burning contents from reducing a structure to twisted steel and broken cement.


**FIRE CAN BE CONTROLLED.** Fortunately there is one proved way of checking this needless destruction *at the source, when it starts...* a Grinnell Automatic Sprinkler System. Protect your buildings from this commonest of all hazards. See that they have this 24-hour-a-day protection. Experienced engineers at nearby Grinnell offices will help.

GRINNELL COMPANY, INC.  
Executive Offices: Providence 1, R. I.  
Branch Offices in principal cities.

**GRINNELL**

**AUTOMATIC SPRINKLER FIRE PROTECTION**

# THE FIRST FULLY AUTOMATIC CONTROL



## Designed ESPECIALLY FOR PANEL HEATING WITH CONTINUOUS CIRCULATION



The relatively low temperatures required by Radiant Panels using forced hot water as the heating medium call for a control system capable of precise and continuous modulation. In the 90 Series Controller, Hoffman designers have achieved an engineering masterpiece—a fully automatic “mechanical brain” which directs the operation of the subordinate controls. It has proved its merit in thousands of forced hot water systems now in operation.

The Hoffman 90 Series Controller, activated by its Outdoor and Water Temperature Bulbs, smoothly raises or lowers the temperature of the continuously circulating water to meet changes in the need for heat. Thus the heat supply to the panels is always exactly equalized with the building heat loss. The diagrams below show the basic operating principles of this miracle Controller—for complete information, write for literature.

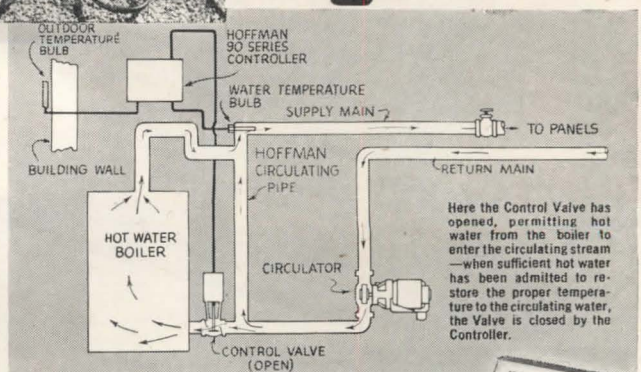
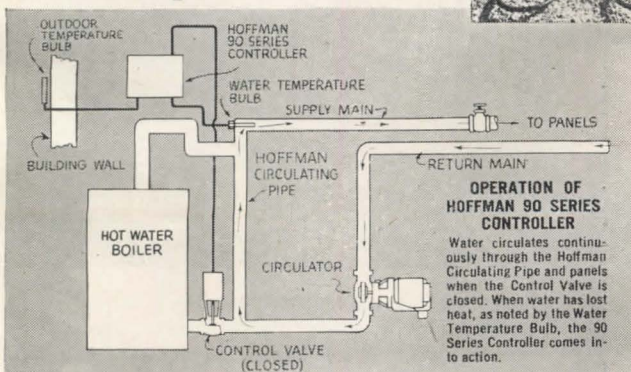


Hoffman Control Valve

Radiant panels require the smooth temperature modulation provided by the Hoffman 90 Series Controller



Hoffman Circulator



# HOFFMAN

Hoffman Specialty Co., Dept. AR-11, 1001 York St., Indianapolis. Famous for Hoffman Valves, Traps, Vacuum and Condensation Pumps, Forced Hot Water Heating Systems.

# Hot Water CONTROLLED HEAT



# FOR THE PIPING YOU ARE PLANNING

**SPECIFY  
CRANE VALVES  
AND  
FITTINGS**

# CRANE . . .

CRANE CO., GENERAL OFFICES: 836 S. MICHIGAN AVE., CHICAGO 5

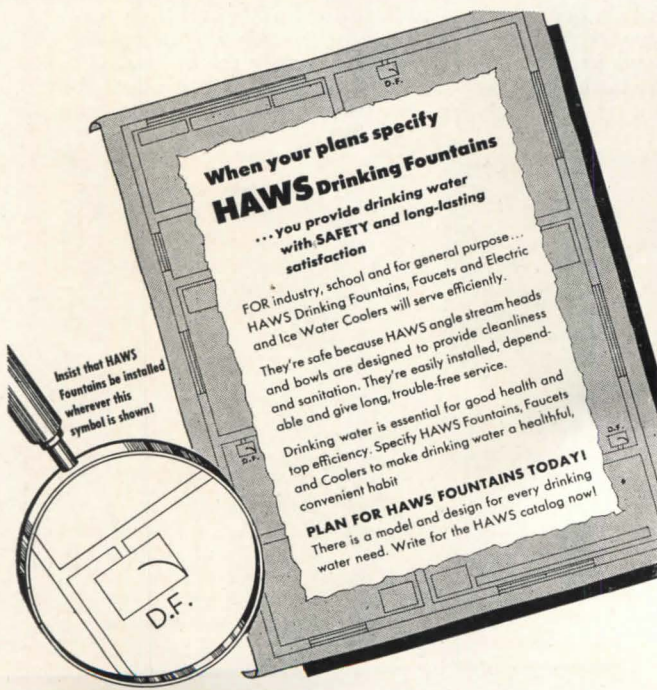


## BRONZE TABLETS AND STATUARY

For over thirty-five years the GB special casting department has been reproducing the work of the world's leading sculptors with the utmost fidelity. This special casting service is available to architects for tablets, statuary and other fine bronze work when the maintenance of the highest standards of craftsmanship is necessary.

A special brochure of War Memorials and Honor Roll Tablets will be sent upon request.

General Bronze Corporation  
34-15 Tenth St., Long Island City 1, N.Y.



**When your plans specify  
HAW'S Drinking Fountains**  
... you provide drinking water  
with **SAFETY** and long-lasting  
satisfaction

FOR industry, school and for general purpose...  
HAW'S Drinking Fountains, Faucets and Electric  
and Ice Water Coolers will serve efficiently.

They're safe because HAW'S angle stream heads  
and bowls are designed to provide cleanliness  
and sanitation. They're easily installed, depend-  
able and give long, trouble-free service.

Drinking water is essential for good health and  
top efficiency. Specify HAW'S Fountains, Faucets  
and Coolers to make drinking water a healthful,  
convenient habit

**PLAN FOR HAW'S FOUNTAINS TODAY!**  
There is a model and design for every drinking  
water need. Write for the HAW'S catalog now!

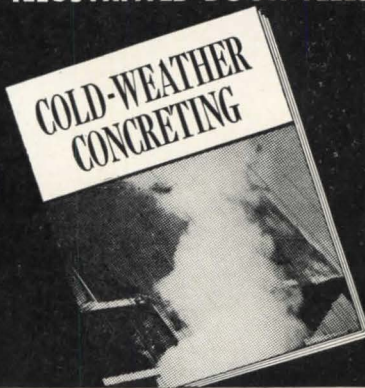
*Insist that HAW'S  
Fountains be installed  
wherever this  
symbol is shown!*



**HAW'S**  
**DRINKING FOUNTAINS**  
*Since 1909*  
**HAW'S DRINKING FAUCET COMPANY**  
1808 HARMON STREET  
BERKELEY 8, CALIFORNIA  
*Agents and Sales Representatives in All Principal Cities*

# Cut Winter Costs

## THIS ILLUSTRATED BOOK TELLS HOW



Keep winter concreting on summer schedule . . . *cut forms* costs in half or less . . . save up to 60% on heating fuel and labor, with 'Incor'\* 24-Hour Cement. This book tells how to figure lowest-cost concreting schedule. For free copy, write Lone Star Cement Corporation, 342 Madison Ave., N. Y. 17.

\*Reg. U. S. Pat. Off.

### LONE STAR CEMENT CORPORATION

Offices: Albany • Bethlehem, Pa. • Birmingham • Boston • Chicago • Dallas  
Houston • Indianapolis • Jackson, Miss. • Kansas City, Mo. • New Orleans  
New York • Norfolk • Philadelphia • St. Louis • Washington, D. C.

# EBERHARD FABER ERASERS for *Clean Corrections*

FOR PENCIL  
CORRECTIONS



FOR INK  
CORRECTIONS

**INSIST**  
on Erasers  
that bear the  
Quality name  
of EBERHARD  
FABER. For ev-  
ery use and for  
every kind of  
paper surface.

# SPOT

REG. U.S. PAT. OFF.

## SASH CORD



is  
**TOPS**  
in Value



**SAMSON CORDAGE WORKS**  
BOSTON 10, MASS.

## CORK-RUBBER TILE

### Silent FLOORING!



**Cork-Rubber Tile** is manufactured by Servicised Products Corporation for meeting a definite need — where the demand is for an elegant floor of quiet, easy-tread, having a right amount of resiliency to offset fatigue and noise. It does not soil easily and is simple to keep clean.

*Suitable for —*

**SCHOOLS, OFFICES,  
HOMES, LIBRARIES,  
CHURCHES, HOTELS,  
THEATRES, STORES.**

### SPECIAL FLOOR DESIGNS

This smooth, flexible tile is available in warm friendly tones and colors and aids toward a dignified atmosphere wherever used. The tile is precision cut into squares 9 x 9 and 12 x 12 inches — *easy to lay* — and form into attractive designs and patterns as the individual room may require. Made of fine resilient CORK and flexible neoprene RUBBER it is vulcanized into a waterproof flooring resistant to oil, acid and flame.



*Write for further details  
and special information*

**SERVICISED PRODUCTS CORP.**  
6051 West 65th Street, Chicago 38, Ill.

Send information on Cork-Rubber Tile A. R.

NAME \_\_\_\_\_

STREET \_\_\_\_\_

CITY \_\_\_\_\_ STATE \_\_\_\_\_

TYPE OF BUSINESS \_\_\_\_\_

**SERVICISED PRODUCTS CORP.**  
6051 West 65th Street Chicago 38, Ill.

# INDEX TO ADVERTISEMENTS

Catalogs of concerns marked (s)  
are filed in Sweet's File (1946)

Abesto Manufacturing Corporation.....	146	General Aniline & Film Corp.....	1	National Lead Company.....	43
s Adam, Frank, Electric Co.....	55	s General Bronze Corporation.....	192	s National Radiator Company.....	48
s Airtemp Division.....	45	s General Electric Air Conditioning.....	30	s National Tube Company.....	160
Alan Wood Steel Company.....	18	General Electric — Home Bureau.....	58-59	s Nelson Sales Corporation.....	29
s Aluminum Company of America.....	31	s General Electric — Lamps.....	39	s Newman Brothers, Inc.....	144
s American Blower Corporation.....	158	General Pencil Company.....	19	Norfolk & Western Railway.....	33
s American Brass Company.....	57	General Tire & Rubber Co.....	27	s Norton Company.....	41
s American Flange & Manufacturing Co., Inc.....	145	Goodrich, B. F., Chemical Company.....	20	Okonite Company.....	13
American Gas Association.....	156-157	s Grasselli Chemicals Dept.....	174	s Otis Elevator Company.....	162
American Lead Pencil Company.....	63	s Great Lakes Steel Corporation.....	17	s Owens-Illinois Glass Company.....	8
s American Steel & Wire Company.....	9	s Grinnell Company, Inc.....	190	Oxalid Products Division.....	1
Ames, W. R. Company.....	28	s Hart & Hegeman Division.....	170	s Petroleum Heat & Power Company.....	152
s Anaconda Copper Mining Co.....	57	s Haws Drinking Faucet Co.....	192	s Pittsburgh Corning Corporation.....	189
s Anchor Post Products, Inc.....	148	s Herring-Hall-Marvin Safe Co.....	143	s Pittsburgh Plate Glass Company.....	150-151-167
s Anemostat Corporation of America.....	25	s Hoffman Specialty Co.....	191	Plasteel Products Co.....	155
Arabol Manufacturing Co.....	170	s Horn Manufacturing Co.....	186	s Portland Cement Association.....	188
Architectural Record.....	139	Hotel Cleveland.....	148	s Powers Regulator Company.....	180
s Arketex Ceramic Corporation.....	177	s Imperial Brass Mfg. Co.....	6	s Prima Products, Inc.....	34
s Armstrong Cork Company.....	21	s Indiana Limestone Institute.....	165	Propellair Inc.....	12
s Arrow, Hart & Hegeman Electric Co.....	170	s Insulite Company.....	169	s Republic Steel Corporation.....	54-135
Associated General Contractors of America.....	154	Irvington Form & Tank Corporation.....	133	s Revere Copper & Brass, Inc.....	163
Bell & Howell Company.....	195	s Jamison Cold Storage Door Co.....	178	s Reynolds Metals Company.....	11
s Bethlehem Steel Company.....	62-181	Jankins Bros.....	129	s Robertson, H. H., Co.....	66
Bigelow-Sanford Carpet Co., Inc.....	50	s Johns-Manville.....	32-149-196	s Roddis Lumber & Veneer Co.....	38
s Blank, Frederic, & Co., Inc.....	15	s Johnson Service Company.....	53	s Rotary Lift Company.....	188
Blodgett, G. S. Co., Inc.....	132	s Jones & Laughlin Steel Corporation.....	22-23	Rubaroid Co.....	61
Books.....	172	s Josam Manufacturing Co.....	131	s Samson Cordage Works.....	193
Brasco Manufacturing Company.....	64	Keasbey & Mattison Company.....	128	s Sanymetal Products Company, Inc.....	137
Breuer Electric Mfg. Co.....	176	s Kewaunee Mfg. Co.....	190	s Seaport Porcelain Metals, Inc.....	182
Brunswick-Balke-Collander Company.....	153	s Kimberly-Clark Corporation.....	159	Serval, Inc.....	68-69
Burl Mfg. Co.....	14	s Kinkead Industries, Inc.....	140	s Serviced Products Corp.....	193
Byers, A. M., Co.....	4	s Kinnear Manufacturing Company.....	146	s Sloan Valve Company.....	4th Cover
Cabot, Samuel, Inc.....	188	s Libbey-Owens-Ford Glass Company.....	56	s Smith, H. B., Co., Inc.....	126
Caldwell, Edward F., Co., Inc.....	37	s Lockwood Hardware Mfg. Co.....	182	Smithcraft-Lighting Division.....	182
Cambridge Tile Company.....	3rd Cover	Lone Star Cement Corporation.....	192	s Soss Manufacturing Co.....	164
s Ceco Steel Products Corporation.....	2-3	Lord Baltimore Hotel.....	178	s Spencer Turbine Company.....	136
s Celotex Corporation.....	123	Maas Organ Company.....	180	s Stanley Works.....	176
s Century Lighting, Inc.....	186	s Macomber, Inc.....	134	s Stran-Steel Division.....	17
s Chase Brass & Copper Co., Inc.....	183	s Mahon, R. C., Company.....	47	s Streamline Pipe & Fittings Division.....	42
Cheney Industries.....	180	Malta Mfg. Co.....	184	s Swartwout Company.....	172
s Chrysler Corporation.....	45	s Marsh Wall Products, Inc.....	142	s Swedish Crucible Steel Co.....	184
Clarage Fan Company.....	179	s Martin-Parry Corporation.....	65	s Taylor, Halsey W., Co.....	186
Classified Advertisements.....	174	s Mengel Company, Inc.....	40	s Tile-Tex Company, Inc.....	44
Connor, W. B., Engineering Corp.....	180	Mesker, Geo. L. Steel Corp.....	168	s Trane Company.....	185
Corning Glass Works.....	161	Michaels Art Bronze Company, Inc.....	16	s Truscon Steel Company.....	54
Coyne & Delany Company.....	184	Miller Company.....	2nd Cover	Union Carbide & Carbon Corp.....	51
Crane Co.....	192	s Minneapolis-Honeywell Regulator Co.....	190	s United States Plywood Corporation.....	40-166
Creo-Dipt Company, Inc.....	182	s Modine Manufacturing Co.....	171	s United States Steel Corporation Subsidiaries.....	9-160
Curtis Companies Service Bureau.....	147	Monroe, Lederer & Taussig, Inc.....	178	s Van Range, John, Co.....	164
s Cutler Mail Chute Co.....	190	Montgomery Elevator Company.....	144	Victor Animatograph Corporation.....	70
s Day Brite Lighting, Inc.....	124	s Mo-Sai Associates.....	168	s Vonnegut Hardware Co.....	173
Dravo Corporation.....	175	s Mueller Brass Co.....	42	s Wade Manufacturing Co.....	176
s Dunham, C. A., Co.....	166	s National Association of Fir Door Mfrs.....	60	Washington Concrete Co.....	178
s Du Pont, E. I., de Nemours & Co.....	52-174	s National Association of Ornamental Metal Manufacturers.....	36	s Webster, Warren, & Co.....	141
s Duriron Company, Inc.....	138	National Chemical & Mfg. Co.....	186	s Wood Conversion Company.....	188
Electro Metallurgical Company.....	51	s National Gypsum Company.....	24	Wurlitzer, Rudolph, Company.....	49
Enterprise Engine & Foundry Co.....	187	.....	.....	.....	.....
Faber, A. W., Inc.....	35	.....	.....	.....	.....
Faber Eberhard Pencil Co.....	193	.....	.....	.....	.....
Fedders-Quigan Corporation.....	184	.....	.....	.....	.....
Federal Electric Products Company, Inc.....	46	.....	.....	.....	.....
s Fir Door Institute.....	60	.....	.....	.....	.....
s Fitzgibbons Boiler Company, Inc.....	67	.....	.....	.....	.....
Frick Co.....	66	.....	.....	.....	.....

NEW YORK — H. Judd Payne, General Manager; Robert F. Marshall, Business Manager; Tom Tredwell, Advertising Mgr.; Benton B. Orwig, Creative Service Manager, 119 West 40th Street; BOSTON — Howard C. Perrine, 855 Park Square Bldg.; CHICAGO — C. B. Riemersma, Jack Casey, 700 Merchandise Mart; CLEVELAND — John C. Jackson, 321 Hanna Bldg.; LOS ANGELES — Robert P. Wettstein, Room 816, 816 West 5th St.; PHILADELPHIA — Tom Tredwell, 1321 Arch St.



# Have You a Problem in Sound-Film Acoustics?

Send for This New Free Booklet, **"Acoustic Treatment of Auditoriums"** ➔

THE finest motion picture sound equipment cannot overcome the handicap of an auditorium in which excessive reverberation interferes with proper sound reproduction.

To answer fully the increasing number of inquiries received concerning directional baffles, multiple speakers, and altering auditoriums for improved sound reproduction, Bell & Howell has published a new manual, "Acoustic Treatment of Auditoriums."

Three parts are devoted to (1) principles of the sound-reproducing equipment, (2) improving sound distribution, (3) suggestions for auditorium treatment. There are charts on reverberation time limits and on absorption coefficients of building materials.

## "Architects' Visual Equipment Handbook"

This covers completely plans and specifications for classrooms, conference rooms, and auditoriums where sound motion picture equipment is to be used. Including blueprints, it is a complete and authoritative manual for all concerned with building or adapting rooms for showing sound films.

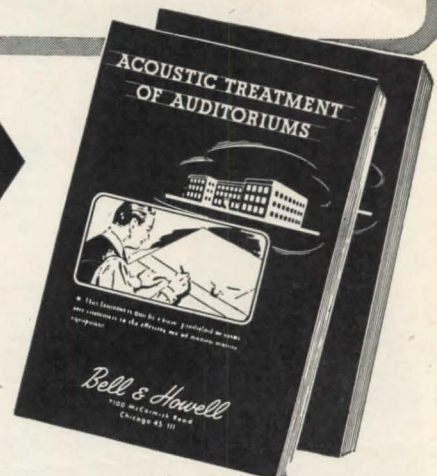
Send for your free copies of these handbooks today. Bell & Howell Company, Chicago; New York; Hollywood; Washington, D. C.; London.

OPTI-ONICS—products combining the sciences of OPTics • electrONics • mechanICS

PRECISION-MADE BY




*Bell & Howell*



## FILMOSOUND 179

Every inch a Bell & Howell projector in quality and performance, this 1000-watt 16mm sound-on-film projector assures superb illumination, abundant sound volume. Check the coupon for full information.



BELL & HOWELL COMPANY  
7111 McCormick Road, Chicago 45  
Without obligation, send my copy of ( )  
"Acoustic Treatment of Auditoriums";  
also send ( ) "Architects' Visual Equip-  
ment Handbook"; ( ) Information on B&H  
Filmosound Projectors.

Name.....

Address.....

City..... State..... AR 11-44

SINCE 1907 THE LARGEST MANUFACTURER OF PROFESSIONAL MOTION PICTURE EQUIPMENT FOR HOLLYWOOD AND THE WORLD

# Tops for Tomorrow's Buildings

## FLEXSTONE BUILT-UP ROOFS



**"Each ply is a flexible covering of stone—made of asbestos"**

Built-up with asbestos felts . . . which are fireproof, rotproof, and weatherproof . . . Johns-Manville Flexstone Roofs offer the greatest possible protection for your buildings.

And they're *smooth-surfaced*, too . . . making them easy and economical to maintain.

All Johns-Manville Flexstone Roofs are engineered to the particular requirements of your building—whether it's new construction or a re-roofing project. To insure skilled application, they are applied by Johns-Manville Approved Roofers.

Three grades are available: *Flexstone Super "A"*, *Flexstone Standard*, and *Flexstone Service*—each the finest that can be specified for its purpose. Write for our brochure BU-51A. Johns-Manville, Dept. AR-11, Box 290, New York 16, N. Y.

Because of the unprecedented demand for J-M Building Materials, there may be times when we cannot make immediate delivery. We urge you to anticipate your requirements as far in advance as possible.

### Advantages of J-M Flexstone Built-Up Roofs . . .

Asbestos felts . . . smooth-surfaced, fireproof and rotproof  
Won't dry out from the sun  
Need no periodic coating  
Upkeep expense minimized  
No extra weight from slag  
No clogging of drains or gutters  
Actual roof can be seen  
Easy to find and repair damage  
Built for long years of service

# Johns-Manville FLEXSTONE Roofs