

Switch TO INCOR



Speeds Cold-Weather Concreting on Great New Veterans Hospital

ONE of the nation's most modern hospitals is being pushed to completion for the Veterans Administration at Albany, N. Y. This 14-story, 1000-bed hospital, on a 25-acre site, is part of a nationwide hospital construction program designed to provide adequate care for disabled veterans.

The fireproof structure, with its nearly 17 acres of floor space, employs the cruciform plan of a central core with four wings.

In concreting the floors, Foss-Halloran-Narr, Inc., Concrete Contractors, switched from Lone Star Cement to 'Incor' 24-Hour Cement last Fall, as soon as cold weather threatened to slow down schedules. By providing maximum strength-gaining efficiency, 'Incor' made it possible to strip forms a week sooner — keeping the job on schedule and offsetting risk of freezing. Result, three wings and the core were concreted by December 1, instead of only one wing.

Use 'Incor'* for either concrete frame, or steel skeleton with concrete floors and fireproofing... keep job speed up and job costs down... flatten out that curve of rising building costs.

*Reg. U.S. Pat. Off.

VETERANS ADMINISTRATION HOSPITAL, Albany, N. Y.
 Direction: CORPS OF ENGINEERS, NEW YORK DISTRICT,
 COL. W. W. WANAMAKER, DISTRICT ENGINEER
 Architects-Engineers: EGGERS & HIGGINS, New York City
 GREEN, JAMES & MEADOWS, Buffalo, N. Y.
 General Contractor: RING CONSTRUCTION COMPANY, Minneapolis, Minn.
 Lone Star and 'Incor' Concrete supplied by:
 READY MIX & SUPPLY CORP., Albany, N. Y.
 Concrete Contractor: FOSS-HALLORAN-NARR, INC., Long Island City, N. Y.




LONE STAR CEMENT CORPORATION

Offices: ALBANY • BETHLEHEM, PA. • BIRMINGHAM • BOSTON • CHICAGO • DALLAS • HOUSTON • INDIANAPOLIS • JACKSON, MISS.
 KANSAS CITY, MO. • NEW ORLEANS • NEW YORK • NORFOLK • PHILADELPHIA • ST. LOUIS • WASHINGTON, D. C.

LONE STAR CEMENT, WITH ITS SUBSIDIARIES, IS ONE OF THE WORLD'S LARGEST CEMENT PRODUCERS: 15 MODERN MILLS, 27,000,000 BARRELS ANNUAL CAPACITY

UTICA FREE




ARCHITECTS
Linn Kinne & Walter G. Frank, Utica, N. Y.


GENERAL CONTRACTOR
John J. Harvey Co., New Hartford, N. Y.

Mr. William Boyle—Supervisor, Department of Physical Education for Schools of Utica, N. Y.

Mr. Fred Collins—Head of Physical Education for Utica Free Academy.



CROSS COURT BASKETBALL BACKSTOPS—6 swing-up type combined with telescopic gym seats (4,500 sq. ft. of additional floor space, when seats are closed) permits 3 basketball games at one time.



MEDART ACROMAT-TRAMPOLIN—A definite part of the physical education program. 3 trampolines, one for each apparatus area.


ACADEMY *chooses* MEDART

Another example of systematic planning... to successful performance by Medart. And Medart is proud of its participation in planning the gym and locker needs of this fine modern school... of turning the original blueprints into the splendid reality of today! Our congratulations to the the people of Utica, New York on the completion of this worthy project... and our thanks to them for remembering that—


MEDART SERVES THE NATION'S SCHOOLS



MEDART GYMNASIUM APPARATUS—Use of Medart Telescopic Gym Seats permits use of 3 large areas with full complement of Gym Apparatus provided for each.



MEDART STEEL LOCKERS—Lockers for the gym locker rooms provide each student with a proper size, 9" wide locker for gym gear and a full length clothes locker while in gym class.




MEDART TELESCOPIC GYM SEATS—Seating capacity 2,200. Seats provided on ends as well as sides. Main court backstops with transparent backboards permit view from rear.

FRED MEDART PRODUCTS, INC.

LEADERS FOR OVER 75 YEARS
IN THE MANUFACTURE
OF SCHOOL EQUIPMENT


3535 DEKALB ST. • ST. LOUIS 18, MO.



NEWSPAPER BUILDING & RADIO STATION
OMAHA WORLD HERALD PUBLISHING CO.

Leo A. Daly Company,
Architect
Wray M. Scott Co., Inc.,
Plumbing and Heating Contractor
H. S. Seymour,
Consulting Mechanical Engineer

**GOOD NEWS FOR
10 IMPORTANT SERVICES ...
BYERS
WROUGHT IRON PIPE**



In this attractive, modern Omaha building, which houses the World Herald newspaper and radio station KOWH, the designers wisely aimed at maximum durability in essential piping services as a safeguard against excessive maintenance. Soil, waste and vent lines, downspouts, hot and cold water lines, steam supply and returns, boiler feed lines and blow-off piping—all ten services are Byers Wrought Iron pipe.

The reported performance of wrought iron, in similar installations all over the country, attests the soundness of these wrought iron specifications. Studies made of a number of old buildings located in various cities have revealed wrought iron pipe still serving in all of these corrosive applications after 30—40 and 50 years. In contrast to this, ordinary materials in similar services had required re-

pairs and replacements in a fraction of this time.

Wrought iron has a composition and structure unlike any other material. Tiny threads of glass-like silicate slag are distributed through the body of high-purity iron. These fibers halt and "detour" corrosive attack, discouraging the pitting and rapid penetration that causes ordinary materials to fail prematurely. The fibers also anchor the initial protective film, which shields the underlying metal.

You will find it helpful in applying wrought iron, to have a knowledge of exactly what the material is, how it is made, and where it has been used. All this information is presented in our booklet, "The ABC's of Wrought Iron". We will be happy to send a copy on request.

A. M. Byers Co., Pittsburgh, Pa.
Established 1864. Boston, New York, Philadelphia, Washington, Atlanta, Chicago, St. Louis, Houston, Salt Lake City, Seattle, San Francisco.
Export Division: New York, N. Y.

CORROSION COSTS YOU MORE THAN WROUGHT IRON

**BYERS
GENUINE WROUGHT IRON
TUBULAR AND HOT ROLLED PRODUCTS**

ELECTRIC FURNACE QUALITY ALLOY AND STAINLESS STEEL PRODUCTS

**ARCHITECTURAL
RECORD**



Copyright 1949 by F. W. DODGE CORPORATION, with all rights reserved • Publishing Director, Magazine Division, H. Judd Payne • **EDITORS:** Editor-in-Chief: Kenneth Kingsley Stowell, A.I.A.; Managing Editor, Emerson Goble; Senior Associate Editor, Douglas Haskell; Associate Editors, Robert E. Fischer,

Florence A. van Wyck; Contributing Editor, Arthur McK. Stires; Western Editor, Elisabeth Kendall Thompson; Special Editorial Representative, Western Section, William C. Rodd; Associate in South America, Edmund J. Whiting, A.I.A.; Editorial Assistants, Jeanne Davern, Dorothy Jackson • **ART DEPARTMENT:** Myron S. Hall, 3rd, Director; Frances Torbert, Assistant; Sigman-Ward, Drafting • **CONSULTANTS:** Industry Relations Consultant, Thomas S. Holden; Statistical Consultant, Clyde Shute; Building Economics Consultant, Norbert Brown; Field Research Consultant, Clifford Dannels, Jr.

CODES, COSTS AND STANDARDS	83
An Editorial by Kenneth K. Stowell	
A HOUSE FITTED TO THE BERKSHIRE HILLS	84
Marcel Breuer, Architect	
WAGE STABILIZATION STIMULATES BUILDING	94
ELECTRONICS PARK, SYRACUSE, N. Y.	96
Electronics Headquarters Group for General Electric Company. Giffels & Vallet, Inc., L. Rossetti, Engineers and Architects	
CAPE COD COTTAGE STYLED FOR SUMMER.	104
Cottage for Mrs. Ruth Boardman, "Saltboxes," South Yarmouth, Mass. David Fried, Architect	
BUILDING TYPES STUDY NO. 146 . . . APARTMENTS	107
"EASTGATE" APARTMENTS AS A FRESH PLAN TYPE	107
For New England Mutual and Massachusetts Institute of Technology. By Architects and Engineers for Eastgate Apartments	
"SKIP-FLOOR CORRIDOR" PLANS — A PROMISING TREND	124
By Julian H. Whittlesey	
ANNOTATED BIBLIOGRAPHY OF "SKIP-FLOOR" PLANS	128
By Julian H. Whittlesey	
ARCHITECTURAL ENGINEERING Technical News and Research	129
RESEARCH IN THE CONSTRUCTION INDUSTRY	129
By C. F. Rassweiler	
WATER REPELLENT PRESERVATIVES WORK ON WOOD	131
By Harlan H. Edwards	
ATTIC CONDENSATION — CAUSES AND PREVENTIVES	135
TIME-SAVER STANDARDS	137
Show Window Designs to Prevent Glare. By Dr. Louis Parnes, A.I.A.	
PRODUCTS for Better Building	138
MANUFACTURERS' LITERATURE	180
THE RECORD REPORTS News from the Field	7
HIDDEN TALENT COMPETITION WINNERS	10
LETTERS from Record Readers	18
FROM BACK YARDS TO COUNTRY GARDENS	24
MUSEUM BUILDS EXPANDABLE HOUSE	24
Marcel Breuer, Architect	
CONSTRUCTION COST INDEXES	26
REQUIRED READING	28
NEWS FROM CANADA By John Caulfield Smith	180
EMPLOYMENT OPPORTUNITIES	194
INDEX TO ADVERTISEMENTS	216

Architectural Record (combined with American Architect and Architectural) is published monthly by F. W. Dodge Corporation, 10 Ferry St., Concord, N. H., with Editorial and Executive Offices at 119 West 40th Street, New York, N. Y. Western Editorial Office, 2813 Channing Way, Berkeley, Calif. Thomas S. Holden, Pres.; Howard J. Barringer, Vice-Pres. and Treas.; Irving W. Hadsell, Vice-Pres.; Chauncey L. Williams, Vice-Pres.; Sanford D. Stockton, Jr., Secy.; Walter F. De Saix, Asst. Treas.; Edwin H. Freed, Asst. Treas. Member Audit Bureau of Circulation and Associated Business Papers, Inc. Architectural Record is indexed in Reader's Guide, Art Index, Industrial Arts Index and Engineering Index. Subscription rates: United States and Possessions, Canada, Cuba, Mexico, Central and South America, and Spain, \$4.50 the year, \$7.50 for two years, \$9 for three years; elsewhere, \$6.50 the year, \$11.50 for two years, \$15 for three years. Single copy, \$1. Circulation Manager: Marshall T. Ginn. Every effort will be made to return material submitted for possible publication (if accompanied by stamped, addressed envelope), but the editors and the corporation will not be responsible for loss or damage. Other Dodge Services: Real Estate Record & Builders' Guide, Sweet's Files, Home Owners. Catalogs, Dodge Reports & Dodge Statistical Research Service.

Watrous products for hospitals

... Render vital services dependably, economically

Here are some products you will want to know about for hospital work. They have been specially developed for hospital service, to offer every measure of convenience and dependability. Based on long experience, they are part of the complete Watrous line of Flush Valves and Soap Dispensers. You will find these Watrous Products serving in many of the nation's finest hospitals and institutions.


Full information, and specifications, are in your Sweet's Architectural File. Or write for Catalog No. 448-A on Watrous Flush Valves, and Catalog No. 470 on Watrous Soap Dispensers.

THE IMPERIAL BRASS MFG. CO.
1240 W. Harrison St., Chicago 7, Ill.

Watrous Flush Valves

In hospitals the use of special fittings to clean bed pans presents the problem of drippings every time the fitting is used. Watrous Flush Valve Combination M-467-VB answers this problem. It has an integral drip receptor in which the cleaning nozzle is placed after use. Accumulated drippings flow through a simple check valve into the flush connection and down into the bowl. This combination eliminates the expense of special bowls or tanks . . . keeps fitting and hose up out of the way.

Like all Watrous Flush Valves, it offers such basic superiorities as self-cleansing by-pass, water-saver adjustment, self-tightening handle packing, single-step servicing. Silent Action equipment can also be provided.




Watrous Soap Dispensers



M-184 Knee-operated dispenser, for installation on lavatories. Delivers measured quantity of soap when knee-fork is pressed in.



M-1030 Portable floor-type foot-operated dispenser. Delivers measured quantity of soap when treadle is pressed. Telescoping spouts swing horizontally.



M-813 Foot-operated dispenser, for installation on lavatories. Operated by foot pedal which fastens to floor for rigid installation.

New M-836 Portable or table type dispenser. Ideal for nurseries. Delivers measured quantity of soap at each push of the plunger.



New M-856 Portable or table type dispenser. Pressing button on base with back of the hand delivers continuous flow of soap. Stops automatically when hand is removed.




Watrous

Soap
Dispensers
The most
complete line on the market



Adjustable
Flush Valves
Both diaphragm
and piston types



THE RECORD REPORTS

Hoover Commission Recommendations on Hospital Construction Stir Controversy • Housing Bills Pour into Congress • T-E-W Path Is Smoothed

Powerful forces are pulling to and fro the Hoover Commission task force recommendation that all of the government's hospital construction activities be centralized under a National Bureau of Health. But it is still too early to tell much about the attitude of the new Congress toward this phase of the Commission's work. Congressional opinion on the entire report, for that matter, is not expected to jell for some time since the deadline for receiving the final Hoover Commission recommendations on Capitol Hill has been extended two months — to March 13.

Meanwhile, the task force findings on federal medical services, containing the suggested plan for reshuffling hospital construction activities, have caused a commotion in construction circles. Architects generally will be in favor of the cost and manpower saving plan to group the government's construction activities in one central bureau, though this means a somewhat curtailed construction program, it is believed. The American Institute of Architects will not be able to publish a formal description of its stand on the question until its annual convention next month, one spokesman said, but the A.I.A. is watching developments with keen interest. It already has a hand in the Hoover Commission deliberations, having recommended that all architectural work of the federal government be correlated in bureaus in each agency and passed out by these bureaus to persons in private practice. Of course, that suggestion could apply whether the hospital building programs were left as they are now or combined under one central control.

Administration Support Expected

The Administration itself is pretty well bound to lend encouragement to the final Hoover Commission recommendations. The 80th Congress established the Commission as, presumably, a non-partisan body to study and recommend a reorganization of the Executive Branch. More than a year's work will have gone into the studies of a score of separate governmental fields. From the task force or subcommittee reports already made public, it is evident that the final report will tell Congress that many millions of dollars, much time, energy and manpower can be saved if functions of the

executive offices are rearranged. Centralization of like activities, it appears, will be the keynote for most of the Hoover recommendations.

Pulling against these proposed combinations of like activities under central authority in many instances are present government personnel. This is to be expected. As pointed out by Congressman Christian A. Herter, special interest groups are expected to raise strong opposition to plans for disturbing the status quo.

Veterans Denounce Plan

Immediately after the task force report on federal medical services was released, the major veteran organizations publicly denounced the plan for placing all hospital construction control — Veterans Administration and Public Health Service — under the centralized Bureau of Health. These powerful veteran groups gave the impression that they were satisfied with Veterans Administration of VA hospitals and would oppose a change in the present setup. Yet the medical director for VA has come out in favor of centralization of hospital activities as proposed by the Hoover subcommittee.

Manpower Is the Problem

Architects, and construction people generally, are interested particularly in this phase of the task force report on federal medical services:


The subcommittee, which is chair-manned by Tracy S. Voorhees, president of the Long Island College Hospital and special assistant to the Secretary of the Army, surveyed in great detail hospital areas which contained approximately one-sixth of all bed capacity in federal hospitals throughout the country and its possessions. The general conclusion that large amounts of money are being spent on small and inefficient hospital construction, that hospitals are being located by the Veterans Administration against the better judgment of the medical director, and that new building is going ahead while large numbers of beds remain idle for lack of adequate staffing, may well form the basis of strong support for a change from present administrative methods. The task force report deals in many specifics which cannot be ignored.

VA, it says, presently has 5600 beds idle for lack of personnel. The agency cannot staff more than 120,000 beds with qualified manpower in the "foreseeable future." The present construction program will increase bed capacity and shortage of staff by one-third or more. There are now 17 hospitals with a total of 15,600 beds for which adequate staff cannot be found. There are 12 new hospitals planned in the VA program, adding 3000 more beds, which, it is expected, cannot be adequately staffed. And still another 30 projects in view would bring


(Continued on page 12)



—Drawn for the RECORD by Alan Dunn



CECO HELPS A MONUMENT OF MERCY BREATHE...



METAL FRAME SCREENS . . .

Standard types and styles for every purpose—for wood or metal windows. Wired with rustproof, clear-vision screen cloth.

One of the truly important details in a hospital is ventilation, and that, in a sense, is where Ceco helped beautiful Los Angeles County Hospital to breathe. Ceco installed the metal frame screens which, of course, provided a means of ventilation. This was done at a saving, too, because Ceco screens cost less than ordinary screens—they are factory finished, eliminating on-the-job painting, trimming and fitting. They are easy to put up and take down—will not warp, shrink, twist or rot.

Other Ceco Products used in the Los Angeles County Hospital were steel bars and welded wire fabric which provide a positive bond and add strength in reinforced concrete construction.

CECO STEEL PRODUCTS CORPORATION

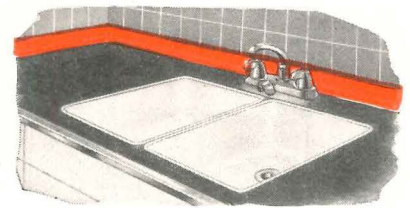



General Offices: 5601 W. 26th St., Chicago 50, Ill.

Offices, Branches and Fabricating
Plants from Coast to Coast



In construction products **CECO ENGINEERING** *makes the big difference*

Now! a new building material!



Sloane Quality *Koroseal** cove base and cove molding

- Jewel Colors
- Never Needs Painting
- Lasts a Lifetime



Now you can have Koroseal, the miracle plastic, in Cove Base and Cove Molding—in mirror-bright colors.

Koroseal laughs at rot, stain, grease, acid, alkali or moisture . . . gives a permanent, watertight fit. It's non-inflammable . . . virtually dent-proof . . . non-porous, provides no hiding place for germs or dirt.

You save on construction costs—installation is easy and inexpensive—and no painting is required!

Koroseal is also available in floor tile.

Write for FREE samples and further information about this new wonder plastic building material.

*©B. F. Goodrich Co.

DEPT. AR-1

SLOANE-BLABON CORPORATION

295 FIFTH AVENUE • NEW YORK 16, N. Y.



The jury of architects:
Seated, Philip C. Johnson, Professional Adviser (Museum of Modern Art); Ludwig Mies van der Rohe, Director, Department of Architecture, Illinois Institute of Technology. Standing, left to right: Wallace K. Harrison, Director of Planning, United Nations Headquarters; Eero Saarinen, winner of Jefferson National Memorial Competition; Kenneth K. Stowell, Professional Adviser (ARCHITECTURAL RECORD); Morris Ketchum, author SHOPS AND STORES; Joseph Hudnut, Dean, Graduate School of Design, Chairman of Jury

HIDDEN TALENT COMPETITION WINNERS

A great display of Hidden Talent was uncovered when over five hundred designs were judged at The Museum of Modern Art, New York, on January 7th and 8th. The designs, for a memorial community center, were submitted in the Hidden Talent Competition sponsored and conducted by *The Museum of Modern Art* and the *ARCHITECTURAL RECORD*; Philip C. Johnson, Consultant to the Department of Architecture of the Museum, and Kenneth K. Stowell, Editor of *ARCHITECTURAL RECORD*, were the Professional Advisers.

Since the purpose of the competition was "to discover and encourage latent architectural talent," the designer's eligibility was conditioned by the requirement that "no building or architectural design of his shall have been published with his name as architect or designer in any national publication."

The names of the judges were withheld until the day of judgment to insure freedom and individual sincerity of design rather than to invite attempts to win by catering to the predilections and prejudices of announced jurors. The competitors had been invited to submit the names of men whom they would like to have selected as members of the jury. The men finally selected by the Advisers were included in a large number of the competitors' lists of suggestions. The jury consisted of Chairman Joseph Hudnut, Dean, Graduate School of Design,

Harvard University; Wallace K. Harrison, Architect, Director of Planning, United Nations Headquarters; Morris Ketchum, Jr., Architect, Author of *SHOPS AND STORES*; Mies van der Rohe, Architect, Director, Department of Architecture, Illinois Institute of Technology; and Eero Saarinen, Architect, winner of competitions for Jefferson National Expansion Memorial, St. Louis, Missouri, and the Smithsonian Institute, Washington, D. C.

It is difficult to define and evaluate architectural design "talent" and to balance its components in judging designers on the basis of their submitted drawings. Evidence of thoughtful analysis of the problem and a logical plan solution might still be found to have produced an uninteresting and undistinguished building — or an imaginative and unusual design might well prove impractical and extravagant. The highest talent would seem to be shown in a combination or synthesis of logic and imagination, of reason and originality, or practical understanding and creative expression.

The entire jury carefully examined each drawing, discussed and debated virtues and shortcomings, and by the usual process of elimination selected the following prize winners:

First Prize, \$1000.00, Joseph Yusuru Fujikawa, Chicago, Illinois;

Second Prize, \$750.00, G. Lee Eve-

ridge, Oklahoma City, Okla.;

Third Prize, \$500.00, Edward Chase Weren, Bloomfield Hills, Mich.

Ten Honorable Mentions, \$50.00 each: Herbert S. Johnson, Gainesville, Fla.; William R. Reed, Chicago, Ill.; Louis F. Mammier, Brooklyn, N. Y.; Clifford G. Foreman, Homestead, Pa.; Edward M. Fearney, Gainesville, Fla.; Spero Paul Daltas, Boston, Mass.; George E. Rafferty, St. Paul, Minn.; Elnor M. Hoops, Pontiac, Mich.; Mary Ellen Linberger, Brooklyn, N. Y.; James V. Hirsch, St. Paul, Minn.

Ten additional prizes, each consisting of a three-year subscription to the *ARCHITECTURAL RECORD* and a year's membership in The Museum of Modern Art: Arthur C. Giorchino, New York, N. Y.; James Philip Storm, San Francisco, Calif.; Jules Gregory, New York, N. Y., two prizes; John David Parrish, New Orleans, La.; Claude M. Pendley, Jr., Austin, Tex.; Charles A. Woehrl, Jr., Knoxville, Tenn.; Harold C. Rosé, Gainesville, Fla.; Vanu Gopalji Bhuta, Bloomfield Hills, Mich.; James H. Hofmann, Oakland, Calif.

The Report of the Jury and the reproductions of the winning designs will be published in the *ARCHITECTURAL RECORD* for March, 1949. The exhibition of the competition will be held at The Museum of Modern Art, 11 W. 53rd Street, New York, from February 2nd through March 6th, 1949.

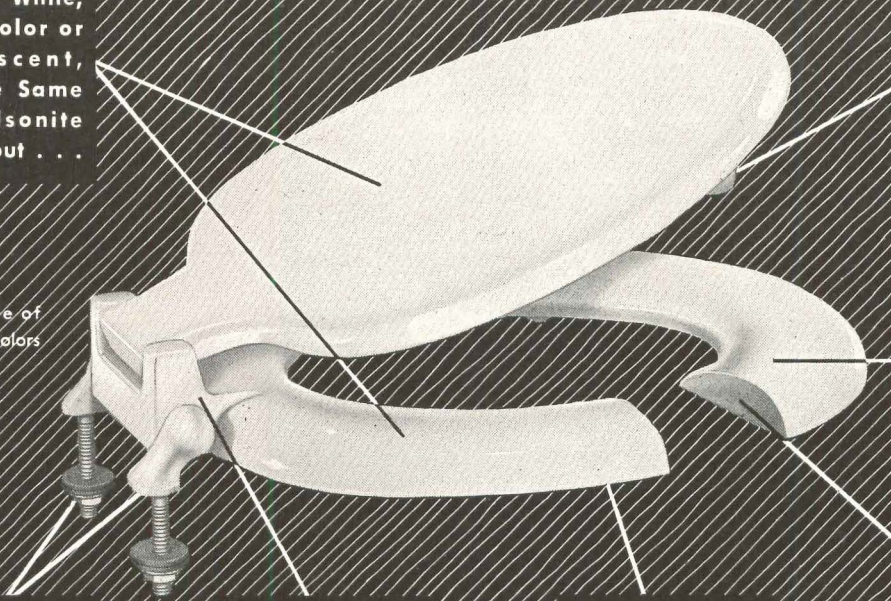
ONLY *Olsonite* SEATS Have All These Selling Features!

Whether White, Black, Color or Pearlescent, It Is the Same Solid Olsonite Throughout . . .

Long Life, Stain-proof Bumpers Used On All Olsonite Seats . . .

Complete line of Models and Colors

Scientifically Designed In Both Proportion and Contour with Smooth Curves and Edges . . .



When Installed, No Metal Fastenings Show — Brass Metal-Hinge Posts are Smartly Olsonite Covered . . .

Exclusive New, Patented Olsonite Hinge Design.

Absolutely Flat Under-Surface — Avoids Dirt and Germ Deposits!

Beautiful, Lustrous, Olsonite ALL THE WAY THROUGH!




Lowest-Priced Seat of This Quality on the Market — and Guaranteed a Lifetime!

Olsonite Seats are far superior to ordinary wood, rubber, sheet-covered, or plastic-coated seats . . . and are far greater values! They won't crack, chip, peel, stain, or lose luster! Non-inflammable! No exposed metal. (Sold only through authorized plumbing and heating jobbers to Master Plumbers.) Contact your local jobber today. For full information write Olsonite Plastics Division.

Olsonite PLASTICS DIVISION

DIVISION OF SWEDISH CRUCIBLE STEEL COMPANY, DETROIT 11, MICH. (856) BUTLER AVE.





**YOU CAN'T AFFORD EMPLOYEE
LETHARGY
WHEN DIRECT LABOR AVERAGES
ALMOST ONE-THIRD*
OF MANUFACTURING COSTS**

Fresh air is your best assurance of active, "working" employees. Regardless of new machinery installations, your employees won't produce efficiently in a drowsy, or fume-laden atmosphere. Proper ventilation is a profitable investment.

The complete line of Burt Ventilators includes gravity, fan and continuous ridge types for almost any installation. With these standard models, a recommendation can be made that will serve your particular needs best.

Burt engineers, with a background of more than half a century of specialized ventilating experience, will be glad to submit recommendations on request—without obligation.

*A recent survey reveals direct labor costs run 5% to 60% of manufacturing costs. Average for all companies reporting was 32%.

SEE SWEET'S OR WRITE FOR CATALOG AND DATA SHEETS

The **BURT MFG. Co.**

909 S. High Street

Akron 11, Ohio, U.S.A.

VENTILATORS • LOUVERS • OIL FILTERS • SHEET METAL SPECIALTIES

THE RECORD REPORTS

(Continued from page 7)

11,000 beds all told into the entire VA hospital picture, and these could be staffed only with difficulty. Continuation of the present policies may lead to a VA hospital system of 300,000 beds by 1980. So run the important findings of the Hoover subgroup.

One paragraph from the Voorhees subcommittee study points a critical finger at the present division of construction functions between the VA and the Public Health Service. It states:

"Finally, the VA's vast construction program, which is clearly required only for the care of nonservice connected cases, is thoroughly inconsistent with the other policy of the government of aiding non-federal hospitals under the Hill-Burton Act. It competes with them for scarce professional personnel other than physicians, pays higher wages for such personnel, drains off from such hospitals part of their patients, and weakens local support for construction of community hospitals. We believe these destructive implications are not clearly understood."

Including the hospital building plans of all government agencies, a construction program encompassing expenditure of some \$1.5 billion over the next three years is contemplated under the present arrangement.

Housing May Also Be Affected


Further significant implications for architects and engineers will be contained in the public construction subcommittee report which had not been made public at this writing. There have been many rumors that this task force, headed by Robert Moses, chairman of the New York State Council of Parks and of the Triborough Bridge and Tunnel Authority, would recommend revolutionary changes in the entire federal structure as regards building functions; and it may do just that when it is unveiled early this month. This subsection is dealing with the broader subject of all federal public construction and may embrace housing activities as well. The financial aspects of housing, however, will be covered by a separate subcommittee of the Hoover Commission.

T-E-W Path Is Smoothed

But while Congressional opinion was yet to take formal shape on those subjects, the legislative groundwork was being laid for a new look at housing. Or will it be just a review of past considerations? Extensive hearings already have been held during the past few years on just about every phase of housing construction in an effort to get more post-

(Continued on page 14)

What does this



GREASE

mean to you?


Grease in drain lines means *trouble!* It means inconvenience to a hotel kitchen.... costly repair bills to a meat packer.... disagreeable odors to a hospital or school because grease clogged lines interfere with proper drainage! Grease in drain lines indicates that someone failed to provide the proper protection for the pipe lines of the building . . . failed to prevent damage to equipment . . . inconvenience and loss to the occupants.

The right time to guard against "grease-hazards" is when plans are being drawn—the right way is to specify only Josam Cascade Grease Interceptors. When the cost of proper grease intercepting equipment is so small compared with the building it protects, why let grease mean trouble to you? Modern construction calls for safeguards against grease—use Josam Grease Interceptors every time. Don't take chances—write for story today.

WHEN THE PROBLEM IS GREASE — THE ANSWER IS




Series "J" Grease Interceptor. For Domestic and Commercial Service.



Series "JL" Grease Interceptor. For Dishwasher Service.



Series "JP" Grease Interceptor. For Commercial and Industrial Service.



Series "JN" Grease Interceptor. For Commercial and Industrial Service.



Series "PH" Grease Interceptor. For Packing House Service.



JOSAM MANUFACTURING COMPANY

Main Sales Offices, Josam Building, Cleveland 13, Ohio
Manufacturing Division—Michigan City, Indiana

Representatives In All Principal Cities

JOSAM-PACIFIC CO., San Francisco, Cal., West Coast Dstbrs.
EMPIRE BRASS CO., LTD., London, Ont., Canadian Dstbrs.

See our Catalog in Sweets'

Member of the Producer's Council

Josam Mfg. Co., 302 Josam Bldg., Cleveland 13, Ohio
Send complete story on Grease Interception to:


NAME _____

FIRM _____

ADDRESS _____

CITY and STATE _____

Foundation for Safety
AW SUPER-DIAMOND
FLOOR
PLATE



So easy to plan and build with—so safe and inexpensive. Exclusive engineered design, with Super-Diamonds at 45° angles, gives grip-without-a-slip safety and makes plates easy to match without waste. Use it for safe, strong, clean loading platforms, fire escapes, walkways, trench covers, running boards, machine tool bases and other product and plant applications.

FREE
 16 Page Catalog
 L-33. It's packed
 with useful infor-
 mation. Write now.



AW SUPER-DIAMOND
FLOOR PLATES THAT GRIP

A Product of ALAN WOOD STEEL COMPANY

Other Products: Permaclad, Stainless Clad Steel • AW Super Grip, Abrasive Floor Plate • Billets • Plates • Sheets (alloy and special grades)



THE RECORD REPORTS

(Continued from page 12)

war homes for veterans. But each Congress has to approach its own problems with the beginning of each new session. For this reason it is not likely that there will be immediate action — floor action at least — on a housing bill. The formation of committees was not completed, nor were the new committees ready for work, until around Inauguration Day.

Preliminary work, however, is being completed, and respective Banking and Currency committees will be in a position to give housing a high priority on their schedules.

With clear Democratic majorities, it appears certain a bill shaped something like the old Taft-Ellender-Wagner measure will find its way through committees. As will be remembered, the T-E-W was kept away from the House floor in the 80th Congress by a two-vote margin in the Rules Committee, even though the House Banking Committee had given its approval and the Senate had passed the legislation. It was, therefore, an important victory for the Administration when the powerful Rules Committee coalition was shattered on the first day of the current session, with traditional party lines crumbling on a voice vote, 275 to 142. Henceforth, the chairman of any legislative committee, if his regularly reported bill has been "bottled" by the Rules Committee for 21 days, can go directly to the House for permission to call it up on the second and fourth Mondays of each month.

The changed rules procedure also provides that "the Speaker shall recognize the member seeking recognition for that purpose as a question of the highest privilege."

New Procedure Criticized

House Republican leaders have charged that this new rule gives the Speaker uncommonly strong powers as a single judge of what shall come before the lower body of Congress, and it is true that the change, made before the new Congress was two hours old, opens up a clear avenue for those measures formerly stymied in the Rules Committee to get onto the House floor for a vote.

Early interpretation of the changed rule procedure by neutral House parliamentarians indicated that Speaker Sam Rayburn would have no alternative but to recognize any chairman who wanted recognition to present his bill if it had been blocked for 21 days. The only new power the Speaker possesses under the plan will be his influence with committee chairmen.


Backers of public housing, slum clear-
 (Continued on page 16)

IT'S A CASE OF
Quality...



Revere Quality House for the Cleveland area. Architect: W. D. Riddle, Willoughby, Ohio. Builder: Maurice J. Fishman, Precision Housing Corp., Parma Heights, Ohio

.in a house that has the **BEST** of everything



PICTURE OF COMPACTNESS is this Bryant 5-W-26 Gas-Fired Boiler (input 112,500 Btu/hr) that serves a Cleveland Revere Quality House. It is tucked away in the corner of a small utility closet in the garage. (Installed by City Plumbing & Heating Company, Cleveland, Ohio.)

"Give us moderate-cost housing that has quality down to the last stick of wood," directed the Revere Quality House Institute. And the gentlemen commissioned by the Institute to create the Quality House for Cleveland complied. That is why we point with pride to the selection of Bryant Model 26 Boilers for use with the forced hot water radiant heating systems in this *quality* housing.

Architect Riddle put every inch of space to work in a design that is functional and wonderfully livable. He provided spacious rooms, a modern step-saving kitchen... made even the garage play a part in this plan for modern living.

Builder Fishman, through his on-the-spot prefabrication methods, ac-

counted for savings that made possible such features as automatic laundry equipment, automatic garbage disposal, copper plumbing and *Thermopane* windows. Before long he will have mass-produced *more than 800* of these homes that speak *quality* in every detail.

This meeting of Bryant Quality with quality in other building equipment and appliances is a custom that dates back more than forty years, when Bryant created the *first* completely automatic gas-fired boiler for home heating. The top-grade features of design, workmanship and performance incorporated in Bryant heating equipment are a case of quality we invite you to hear about first hand from the Bryant Distributor in your locality.

"Bryant Automatic Heating Equipment is Part of Our Quality Theme"

says MAURICE J. FISHMAN, builder of the Cleveland Revere Quality Houses

"Certainly the provision for cold-weather comfort is an important aspect of home construction. We specified Bryant Boilers for this project because we were sure they would handle the job efficiently and economically. In my experience they have proved it many times".




Let the pup be furnace man
... and water boy, too!
bryant
AUTOMATIC HEATING

BRYANT HEATER COMPANY
CLEVELAND, OHIO • TYLER, TEXAS

**"We're Going to Steel Frame
the School Jobs Entirely
with MACOMBER Units"**



**STANDARDIZATION
SPEEDS CONSTRUCTION**

Without obligation please forward your
New Longspan Catalog to:



Name
Firm
Address

**Get your jobs scheduled
now for Spring delivery**

**FOR GYMNASIUMS, FIELD HOUSES, LABORATORIES, SHOP BUILDINGS
AND MAJOR SCHOOL PLANT ADDITIONS**

- ★ **MACOMBER STEEL ROOF TRUSSEES** (To 180 Foot Spans). Designed to American Institute of Steel Construction standards for spanning wide unobstructed areas over auditoriums, gyms and shop buildings.
- ★ **MACOMBER LONGSPANS** (To 72 Foot Spans). Designed to A.I.S.C. Standards for supporting either floors or roofs over wide areas. Made in parallel or sloping chord designs for level or drainage conditions.
- ★ **MACOMBER BAR JOISTS** (To 40 Foot Spans). This is the first, the original bar joist in universal use. Available for attachment of ceiling below and any required finish above. Every floor a fire barrier.
- ★ **MACOMBER STEEL DECKING** for supporting built-up roofs. Complete with all closure and finishing plates for any roof condition.

**FOR DORMITORIES — LIGHT STEEL ROOF TRUSSES, LOAD BEARING
PARTITION PANELS AND V-BAR JOIST FLOOR SUPPORTS**

- ★ **MACOMBER NON-COMBUSTIBLE STEEL FRAMING** builds fire out of dormitory buildings. All three of these units are nailable steel—no wood required. Ask for complete Steel Framing information.

V-BAR JOISTS AND PURLINS • V-STUDS • TRUSSES • LONGSPANS • DECKING

SERVICE IN STEEL

CONSTRUCTION

M

STANDARDIZED

MACOMBER

CANTON OHIO

MACOMBER

INCORPORATED

CANTON, OHIO

IN MEXICO D. F.—MACOMBER DE MEXICO S.A. CEDRO 500

STANDARDIZED STEEL BUILDING PRODUCTS

THE RECORD REPORTS

(Continued from page 14)

ance and repeal of the Taft-Hartley law, with substitution of a new labor measure, welcomed the change. Remembering their unsuccessful effort to obtain 218 signatures for a petition which would push the T-E-W bill past the Rules Committee and onto the House floor, the public housers were jubilant in the confidence that their legislation no longer had to travel the stormier route with danger of a permanent Rules Committee road block.

Should Congress decide to pour money into a public housing program similar to the program of construction interrupted by World War II, there are 21,000 units carried on the "deferred" list of Federal Housing Administration which the agency says might be revived. Mayor Van Antwerp of Detroit has said that 19,900 public housing units are "ready to go" across the country, 2500 of them in Detroit.

The 21,000 listed by FHA, however, are in various stages of planning. In the case of some, commitments had been approved before Congress ruled that only housing units essential to the war effort were to be continued. Others are just contemplated by local authorities, but resumption of interest under a revived program is assumed.

Housing Bills Pouring In

Meanwhile, the promised housing bills poured into the legislative hopper from the first day of the new session of Congress. True to his post-election promise, Rep. Hale Boggs of Louisiana, a member of the House Banking Committee, introduced a measure covering all phases of the old Taft-Ellender-Wagner bill which were not passed into law by the former Congress. He was not satisfied with this formal legislation, however, and made minor changes after conference with committee staff members. These he incorporated in a new bill which he placed in the House a few days later.

But perhaps more attention was being given to the details of a drastic new housing bill introduced by Mrs. Edith Nourse Rogers of Massachusetts and scheduled for reference to the Veterans' Affairs Committee at the time of its printing. This, it was understood, would differ markedly from her Veterans' Homestead Act which caused a brief flurry of excitement in the 80th session. Mrs. Rogers now hopes to put her housing aid on a two-year rather than on a five-year basis, taking some \$82 million of the taxpayers' money to do it. For one thing, the Rogers proposal envisioned something quite new in proposing that

(Continued on page 144)

When you specify
windows bearing
this seal . . .



. . . you provide
your clients
with

ALUMINUM WINDOWS

of finest quality!

This seal protects you. It tells you *which* of the many aluminum windows now being manufactured you can specify with complete safety.

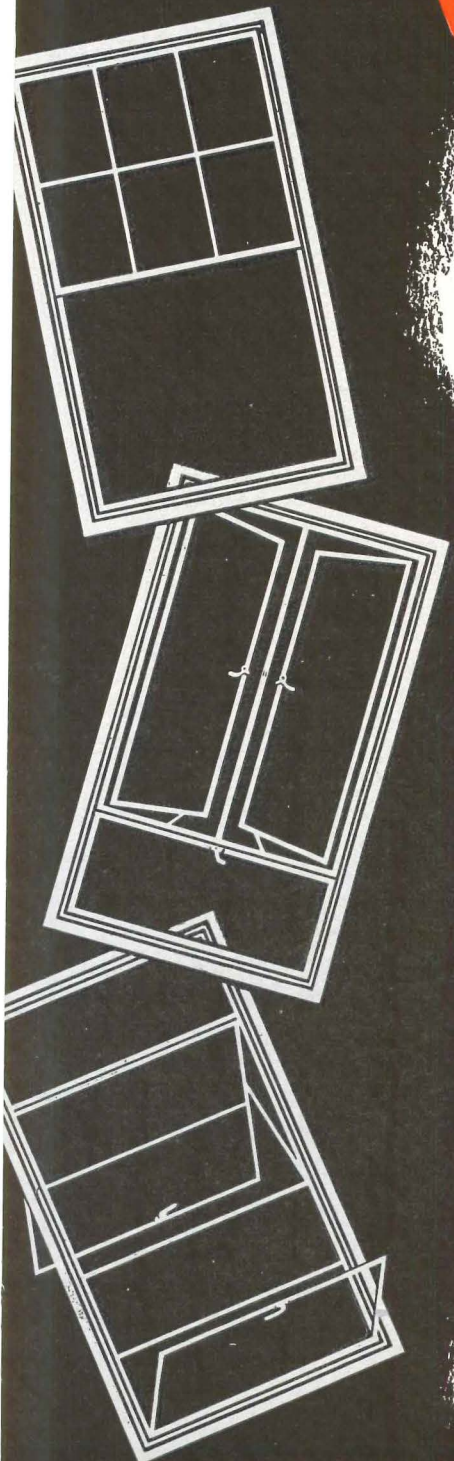
It says, in effect: "This window has passed rigid tests by the independent Pittsburgh Testing Laboratory and meets the highest standards for quality materials, sound construction, strong sections, and minimum air infiltration."


This seal protects your clients. Having been "quality-approved", these aluminum windows are good-looking, easy-to-operate, never need painting, give years of trouble-free service.

Whether your plans call for double-hung, casement or projected type windows, let the "Quality-Approved" Seal be your guide when specifying. Write for free booklet containing complete specifications and names of manufacturers who can supply you with "Quality-Approved" aluminum windows. Address your request to Dept. R.

Aluminum Window Manufacturers Association

209 CEDAR AVE., TAKOMA PARK, WASHINGTON 12, D. C.





How TO MAKE WINDOW SHOPPERS STOP

...CREATE A RADIANT OUTDOOR "SHOPPING ZONE"

WITH GUTH RECESSED TROFFERS IN THE STORE MARQUEE!

Here's a brilliant idea that will stop shoppers just as effectively as it does for the Abrahamson-Bigelow Co. in Jamestown, N. Y. This unique application of GUTH Recessed Troffers floods the storefront and sidewalk with 50 footcandles of "inviting" light.

RESULT: No passerby can miss *this* store—and few can resist its magnetic urge to window-shop. A good example of GUTH Recessed Troffers' versatility—just one of hundreds of ways you can use them to vitalize your buildings!

Want more data? Write for our Catalog 44A-J detailing the complete line of

**GOOD
GUTH**

precision-planned
LIGHTING

Guth

LIGHTING

THE EDWIN F. GUTH COMPANY • ST. LOUIS 3, MISSOURI
Leaders in Lighting since 1902

652

LETTERS from Record Readers

In a letter, the Harvard Graduate Center (November ARCHITECTURAL RECORD, page 119) was criticized because the dormitory room showed desks back to back, involving light from the right for one student and from the left for the other, implying "equal number of right- and left-handed students." A deeper room was suggested as permitting rearrangement for better lighting. In reply the architects state:


The basic requirement around which the room was designed was flexibility. The first flexibility that was aimed for was the ability to divide double rooms into single rooms. This requirement seemed logical since the proportion of double rooms and single rooms had not been set and it may vary in the future. By careful planning of the room and the closets, by a concentration of the heat risers in the center mullion of the window wall, and by keeping a standard structural system throughout we have achieved this flexibility. Since a single room cannot be narrower than say eight feet, the minimum dimension making it possible to achieve the above flexibility would be sixteen feet (ours is eighteen). A deep room, proposed in the letter, which is also sixteen feet wide would be out of the question.

As to the second flexibility, we aimed for various arrangements of the furniture within both the double and single space. As was noted in the ARCHITECTURAL RECORD article, the beds, desks, and chairs are not fixed. We have, in fact, five excellent furniture plans for the double space and three for the single space. In one of these both desks face the window which many authorities agree is the most glareless lighting condition. If the students so desire, they can place the desks so that they are both getting light over the left shoulder. The lamps are movable so there is no problem about the direction of light at night.

Structural economy is achieved first by keeping a standard structural bay with equal beams (no asymmetrical bays crosswise of the
(Continued on page 20)

COMPLEMENT

South Park Manor, Cleveland, Ohio. Using Truscon 138 Double-Hung Steel Windows, Clerespans Joists and Ferrobord Steeldeck. Weinberg, Laurie & Teare, Architects. Charles Bernstein, Builder



Kemper Road Apartments, Cleveland, Ohio. Truscon 138 Double-Hung Steel Windows used throughout. Weinberg, Laurie & Teare, Architects. Charles Bernstein, Builder




COMPLEMENT OUR RESIDENTIAL MASTER-PIECES WITH TRUSCON SERIES 138 DOUBLE-HUNG STEEL WINDOWS

Deep use of Truscon Series 138 Double-Hung Windows in two apartment groups at land, Ohio, lends an air of dignified beauty and efficiency to the structures . . . and assures the owners easy-to-operate, easy-to-screen and apply sash, easy-to-drape windows that will give numberless years of trouble-free service.

Each outstanding window was an original development by Truscon in 1938, as an answer to the present demand for an economically priced steel window in the popular double-hung design. The

LITERATURE. Write for new Truscon Catalog, complete with installation details and specifications for Truscon Double-Hung Windows and Casements.



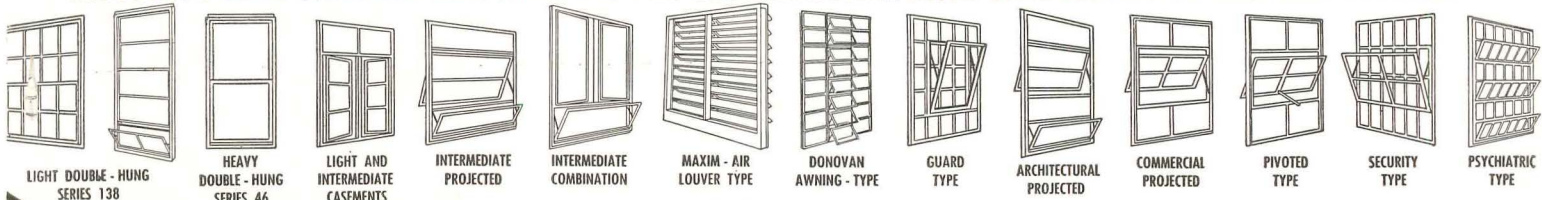
efficiency and economy of these steel windows have been proven through ten years of use in thousands of installations.

Of major importance in the Series 138 Truscon Double-Hung Steel Windows is the fact that the sash members are of welded tubular construction. This assures strength, durability and finished appearance. Weights and cords are not used. Operation is controlled by motor type spring balances equipped with tapes of Enduro stainless steel. Each window is completely factory weather-stripped in stainless steel. Screens and storm sash of the simplest and most economical type are available. Shade, drapery, curtain or venetian blind fixtures, of standard types are easily attached to the interior side, in holes provided in all units.

Truscon Steel Company • Youngstown 1, Ohio


SUBSIDIARY OF REPUBLIC STEEL CORPORATION

TRUSCON'S STEEL WINDOW LINE INCLUDES ALL CONVENTIONAL TYPES PLUS EXCLUSIVE TRUSCON DESIGNS





Before and After
Modernizing bath-
rooms in Hotel Van
Orman, Fort Wayne,
Indiana.



The pictures tell the story of striking improvement achieved through the use of Weisway Cabinet Showers in the modernization of Hotel Van Orman (formerly the Anthony) in Fort Wayne, Ind. Hotel guests prefer the comfort and cleanliness of the shower bath. In the Weisway, with its exclusive Foot-Grip, No-Slip floor of vitreous porcelain, they enjoy shower bathing at its best.

"Your Weisway Cabinet Showers in our hotel have elicited many compliments from our guests and I am happy to recommend Weisways most highly to all who are contemplating a similar installation," writes F. Harold Van Orman, president, Van Orman Hotels.

LETTERS from Record Readers

(Continued from page 18)

building which may be necessitated in a deep room solution); and secondly, by a flat slab construction fitting well with the depth of our room and eliminating beams.

— NORMAN C. FLETCHER
for *The Architects Collaborative*

EDITOR:

Your editorial about a housing census is genuine common sense. Many of us have been thinking along the same lines.

By all means let us have the entire picture on our subsidized housing needs so that we may cut our cloth to suit. The present figures down Washington way are 800,000 units. Why 800,000, and not 400,000 or 4,000,000?

With New York City's estimated allowance of 55,000 units against the Housing Authority's estimate of a quarter of a million needed, that would show an 80 per cent deficiency still to go in this area alone.

At present rates of \$10,000 per unit, we would have an overall of forty billion instead of a mere eight billion to finance. That would mean a considerable cut in the cost per unit or a confessed inability to meet the issue; because with roads, hospitals, schools, welfare, social security, and other essential civic services, competing for the taxpayer's dollar, together with subsidized shipping, subsidized farming and subsidized nations abroad, it can be readily seen that there will not be enough to go around unless we operate with method and with economy.

Even in taxation, the law of diminishing returns applies with all its inexorable potency. There is a limit beyond which the return diminishes and business dries up, so that the levy defeats its own ends. . . .

By all means a census such as you suggest should be taken before the housing bill is finally prepared so that the bill will stand up and the relief be a realistic one rather than a lot of help today and none left for the morrow.

—CHARLES C. PLATT, *A. I. A.*

MODERNIZE BATHROOMS

WITH

Weisway

QUALITY CABINET SHOWERS

Whenever you face the problem of bringing bathrooms up-to-date, consider the evidence of these pictures as to how Weisways can serve your purpose. Note the fine, modern appearance of Weisways. Then go beyond appearance and check the details of quality construction which assure your client's satisfaction through the years.

Weisways are built of service-tested materials. They are carefully engineered and precision-fabricated—guaranteed leakproof! Quickly, easily installed without special treatment of building walls or floors, Weisways are equally well adapted to modernizing and new building. In homes as well as in hotels, institutions and schools, Weisways combine with other standard bathroom fixtures to provide the utmost in bathroom appearance and serviceability.


Write now for detailed information.

HENRY WEIS MFG. CO., INC., 203 Weisway Bldg., Elkhart, Ind.


• • • Weisway is the Wise Way • • •

the New HOFFMAN

Panelmatic
SERIES 900
HOT WATER SYSTEM
CONTROL



An Engineering Masterpiece



PANELMATIC CONTROL
WITH COVER REMOVED

- Fully Automatic Balance of heat supply with heat loss—no thermostat to adjust.
- Temperature-sensitive Outdoor Bulb maintains steady indoor comfort regardless of weather changes.
- Continuous Circulation of heating medium, admitting hotter water from boiler only as needed, avoids "over-heating" or "under-heating" discomforts.
- Precise coordination and balance of Water Temperature with Outdoor Temperature assures maximum fuel efficiency and comfort.

The New Hoffman Panelmatic Control combines in one compact unit all the automatic regulatory features sought by Engineers, Architects and Owners for modern radiant heating systems.

Its smart appearance and gem-like chrome trim is matched only by its precise, faultless performance.

The Hoffman Panelmatic Control can be applied to all radiant hot water heating systems—panels, convectors or baseboards. Zoning of apartments or sections of large residences is readily permitted with Panelmatic Controls, thereby assuring a distribution of heat in direct relation to either personal temperature preference or to the functional activities in the building. Regardless of the size of the system you are designing—you will find Panelmatic your perfect control for Comfort, Economy, Satisfaction. Write today for new Panelmatic Bulletin just off the press and full of facts you will want, no obligation.

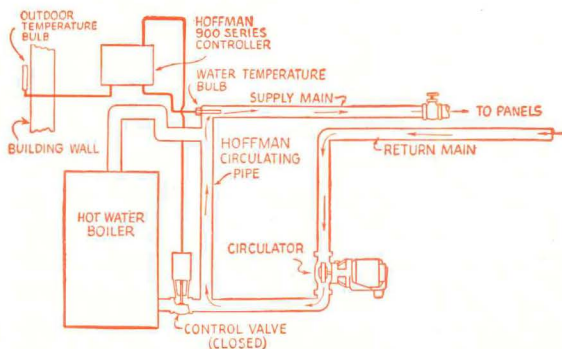
The Hoffman Panelmatic Control can be applied to all radiant hot water heating systems—panels, convectors or baseboards. Zoning of apartments or sections of large residences is readily permitted with Panelmatic Controls, thereby assuring a distribution of heat in direct relation to either personal temperature preference or to the functional activities in the building. Regardless of the size of the system you are designing—you will find Panelmatic your perfect control for Comfort, Economy, Satisfaction. Write today for new Panelmatic Bulletin just off the press and full of facts you will want, no obligation.

HOW THE HOFFMAN PANELMATIC CONTROL FUNCTIONS

The Panelmatic Control is the brain of the Hoffman System. It automatically maintains a constant comfort condition regardless of the outdoor temperature. Its accurate balancing mechanism is connected by capillary tubing to the temperature-sensitive bulb outdoors, and there is a similar one in the supply main. Both bulbs transmit their temperature reactions through the capillaries to the delicate balancing mechanism of the Controller. This mechanism then electrically opens or closes a Hoffman Control Valve so that exactly the proper amount of hot boiler water mixes with the circulating stream at all times.

HOFFMAN SPECIALTY COMPANY

Main Office and Factory: Dept. AR-2, 1001 York St. INDIANAPOLIS 7, INDIANA
Sales Representatives in Principal Cities



FAMOUS FOR HOFFMAN VALVES, TRAPS, VACUUM AND CONDENSATION PUMPS, FORCED HOT WATER HEATING SYSTEMS


A shape to have in

Wood, stone and brick have each dominated periods of design. Today the material is metal.

A sheet of metal shaped like this is in its strongest structural form. This is the shape of a Robertson Q-Unit.

"Q" stands for Quick. It symbolizes Robertson's engineering of wall and floor units specifically to meet problems in construction today which did not exist a few decades ago. They also relieve today's builders of much of the unpredictable element in field labor which penalizes other materials.

Q-PANEL



Q-Panel is a metal Q-Unit, plus incombustible insulation, plus a sheet of flat metal.


A Q-Panel only 3¼" thick has a better U-factor than a 12" masonry wall. Panels come in two-foot widths and are light in weight. They arrive at the site requiring a minimum of field labor. A crew of 12 men can erect an area equal to an acre of wall in one week.

Q-Panels are the logical complement


to steel framework. They are curtain walls and use metal to its utmost efficiency. They are a basic building material offering today's designers modern variations in appearance never before available. Exterior surfaces can be flat or fluted or combinations of both, achieving contrasts in light and shadow. You have the choice of metal coated steel, stainless or aluminum.

Q-Panels are available now.

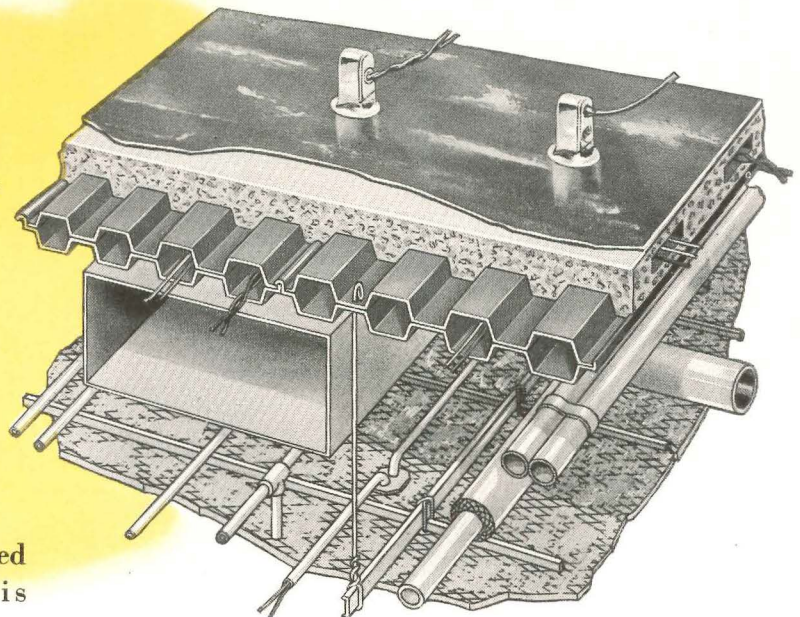

Close-up of Q-Panel



Federal Telecommunications Laboratories, Inc., Nutley, N. J. For buildings 1 and 2, the architect was Louis Weeks, of New York City. Buildings 3 and 4 and Tower are by Giffels & Vallet and L. Rossetti of Detroit, Michigan. Contractor was George A. Fuller Co., of New York City. Exterior walls are Robertson's aluminum Q-Panel. Floors are Robertson steel Q-Floor.



mind while designing in the 20th Century



Q-FLOOR

Q-Unit engineered as flooring is Q-Floor. It answers

the need of modern buildings for unlimited electrical availability. Q-Floor is the steel subfloor. The cells are crossed over by raceways which carry wires of any electrical service. It takes but a few minutes for an electrician to drill a small hole and establish a fitting on any six-inch area of the entire exposed floor.

Partitions and electrical outlets need not be planned until occupancy. This saves drafting room work. Also, the owner's investment is protected against obsolescence. With electrical alterations so easy, facilities can be kept up to date long after appearance may be outmoded. This is a financial point appreciated by builders. You can see Q-Floor

Steel Q-Floor is shown here with suspended ceiling and a condensed presentation of mechanical equipment needed in a modern building.

Fittings at any General Electric construction materials distributor's.

Q-Floor, because of quick installation (delivered pre-cut; two men can lay 32 sq. ft. in 30 seconds), and dry construction, has reduced construction time 20 to 30%. Also, it requires no preset inserts. Including suspended ceiling, Q-Floor weighs less than forty pounds per sq. ft. and has a four-hour fire rating.

Q-Floor is available now. For more details, call a Robertson representative or write

H. H. ROBERTSON CO.

2404 Farmers Bank Building
Pittsburgh 22, Pennsylvania



Offices in 50 Principal Cities
World-Wide Building Service



FROM BACK YARDS TO COUNTRY GARDENS

"What can we do right now?"

That was the question asked by most of the visitors to the lavish city planning exhibit staged by the Philadelphia Planning Commission in 1947.

Mary Davis Gillies, Interiors and Architecture Editor of *McCall's Magazine*, had the answer: "Why not begin in

your own back yard?" The Planning Commission liked the idea; so did Architect Oscar Stonorov, designer of the '47 exhibit. A block on Luzerne Street, in an industrial-residential section, was chosen for the experiment.

The block selected was a typical one, outlined on both sides by row houses,

each with its own back yard. The yards were separated by high board fences, and lengthwise down the middle of the block slunk the dreary alley shown in the small photo above. The houses were occupied by 15 families of assorted nationalities, religious and political affiliations. Breadwinners included a skilled machinist, a cabinetmaker, a freight conductor, a butcher and a storekeeper. The plan was to persuade every family to tear down his board fence so that the entire center section of the block could be opened up into landscaped gardens.

Architect Stonorov drew up tentative plans for the gardens, then joined Editor Gillies and Associate Editor Lucy Goldthwaite of *McCall's* in selling the project to the neighborhood. What happened is reported in full detail and full color in the February *McCall's*.

Despite considerable resistance when the plan first was proposed, all 15 families finally joined in with wholehearted enthusiasm. Down came the ugly board fences. Up went wire screens, pergolas, flower boxes. Terraces were built, flowers and lawns were planted. New friendships sprouted. And property values were increased 25 per cent!



Homer Page Photo

MUSEUM BUILDS EXPANDABLE HOUSE

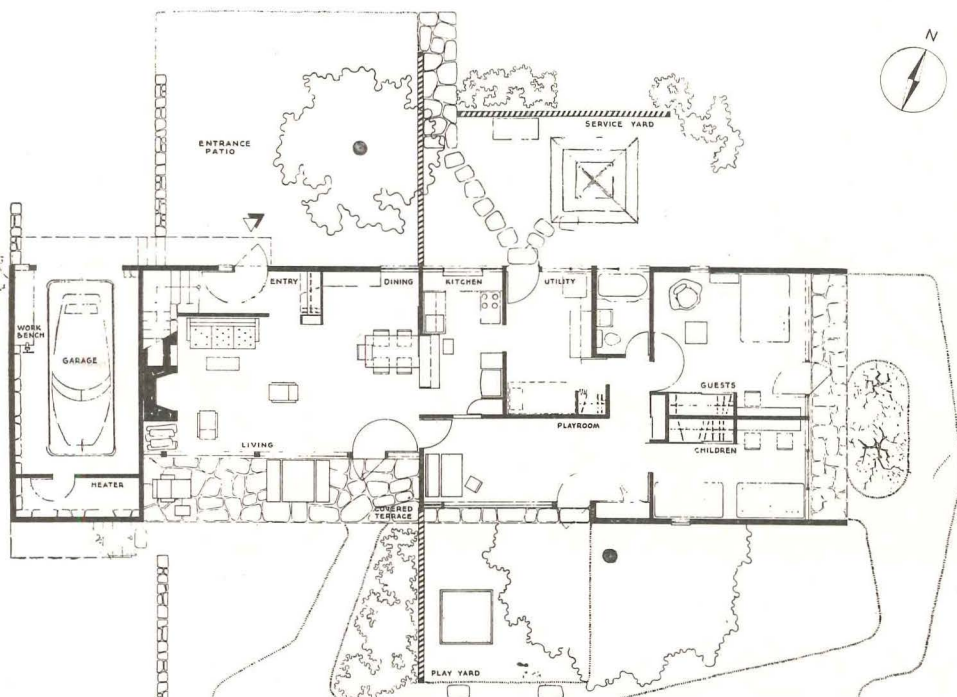
Marcel Breuer

Architect

In the sculpture garden behind the Museum of Modern Art, New York City, an expandable house designed by Architect Marcel Breuer is now being erected. It will be completed in April, and will remain on view for six months.

Described by Mr. Breuer as "the house for the commuter who has personal views in selecting his land, probably at least an acre," the house will cost in its full size about \$25,000. The first phase, which can be built for about \$18,000, contains a living-dining room, two bedrooms, children's playroom, bath, kitchen and utility room. The room designated "guests" in the plan at left would be the parents' bedroom in this phase. Later on, when the children are older, the garage would be added, with a new master bedroom, bath and sun deck above it, giving the parents complete privacy.

Mr. Breuer has chosen flagstone for all floors on the garden level because it is "very practical to maintain," and cool in summer. A radiant heating system will be installed in the slab.



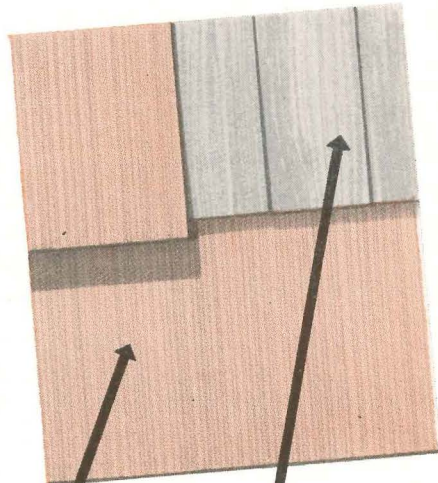
HORIZONTALS UNLIMITED



WITH STAINED *Shingles AND Shakes*

Free interpretation of design is never obstructed by horizontal exposure limitations when architects specify stained cedar shingles or shakes. Double-coursing application has extended the exposure range of these versatile wall materials to the maximum desirable height of 16 inches, making the choice of horizontals virtually "unlimited." Roof exposures, too, are adaptable to the pitch.

Excellent texture and color, low initial cost, minimum maintenance, high thermal value—these are inherent benefits of stained shake walls. Shakes are processed from edge-grain No. 1 grade cedar shingles. Vertical edges are sawn precisely parallel to permit tight, concealed joints. Butts are machine squared to provide straight, unbroken course lines. Application is wonderfully simple and rapid.




CONCEALED JOINTS
Blended with the grooved surfaces, laid tight, joints disappear.

ECONOMY FACTOR
Walls are double. Hidden courses are low cost, low grade cedar shingles.

FOR SPECIFICATIONS SEE SWEET'S 8b/7a

Length of Shake	EXPOSURE RANGE	
	Single-Course	Double-Course
16"	6" to 7½"	8" to 12"
18"	6" to 8½"	9" to 14"
24"	8" to 11"	12" to 16"



ASSOCIATED MANUFACTURERS

- M. R. Smith Lumber & Shingle Co., Seattle, Washington
- Canadian Forest Products, Ltd., Vancouver, British Columbia
- The Robert McNair Shingle Co., Ltd., Vancouver, British Columbia
- Creo-Dipt Company, Inc., North Tonawanda, New York
- Everett Shingle & Shake Company, Everett, Washington
- Capilano Shingle Company, Ltd., Vancouver, British Columbia
- Perma-Products Company, Cleveland, Ohio
- West Coast Stained Shingle Co., Seattle, Washington
- Portland Shingle Company, Portland, Oregon
- Wood Beautifiers, Seattle, Washington
- Colonial Cedar Company, Seattle, Washington

CONSTRUCTION COST INDEXES — Labor and Materials

United States average 1926-1929 = 100

Presented by Clyde Shute, manager, Statistical and Research Division, F. W. Dodge Corporation, from data compiled by E. H. Boeckh & Associates, Inc.

NEW YORK

ATLANTA

Period	Residential		Apts., Hotels, Office Bldgs. Brick and Concr.	Commercial and Factory Buildings Brick and Steel		Residential		Apts., Hotels, Office Bldgs. Brick and Concr.	Commercial and Factory Buildings Brick and Steel	
	Brick	Frame		Brick and Concr.	Brick and Steel	Brick	Frame		Brick and Concr.	Brick and Steel
1920	136.1	136.9	123.3	123.6	122.6	122.8	122.9	108.6	109.8	105.7
1925	121.5	122.8	111.4	113.3	110.3	86.4	85.0	88.6	92.5	83.4
1930	127.0	126.7	124.1	128.0	123.6	82.1	80.9	84.5	86.1	83.6
1935	93.8	91.3	104.7	108.5	105.5	72.3	67.9	84.0	87.1	85.1
1939	123.5	122.4	130.7	133.4	130.1	86.3	83.1	95.1	97.4	94.7
1940	126.3	125.1	132.2	135.1	131.4	91.0	89.0	96.9	98.5	97.5
1941	134.5	135.1	135.1	137.2	134.5	97.5	96.1	99.9	101.4	100.8
1942	139.1	140.7	137.9	139.3	137.1	102.8	102.5	104.4	104.9	105.1
1943	142.5	144.5	140.2	141.7	139.0	109.2	109.8	108.5	108.1	108.7
1944	153.1	154.3	149.6	152.6	149.6	123.2	124.5	117.3	117.2	118.2
1945	160.5	161.7	156.3	158.0	155.4	132.1	133.9	123.2	122.8	123.3
1946	181.8	182.4	177.2	179.0	174.8	148.1	149.2	136.8	136.4	135.1
1947	219.3	222.0	207.6	207.5	203.8	180.4	184.0	158.1	157.1	158.0
Sept. 1948	257.3	257.6	247.8	252.0	246.4	205.8	209.1	186.3	185.6	184.7
Oct. 1948	257.5	257.8	248.1	252.2	246.6	204.8	207.7	186.5	185.8	184.7
Nov. 1948	256.1	256.0	247.8	252.0	246.2	202.7	205.0	186.1	185.6	184.2
	% increase over 1939					% increase over 1939				
Nov. 1948	107.4	109.2	89.6	88.9	89.2	134.9	146.7	95.7	90.6	94.5
	ST. LOUIS					SAN FRANCISCO				
1920	118.1	121.1	112.1	110.7	113.1	108.8	107.5	115.2	115.1	122.1
1925	118.6	118.4	116.3	118.1	114.4	91.0	86.5	99.5	102.1	98.0
1930	108.9	108.3	112.4	115.3	111.3	90.8	86.8	100.4	104.9	100.4
1935	95.1	90.1	104.1	108.3	105.4	89.5	84.5	96.4	103.7	99.7
1939	110.2	107.0	118.7	119.8	119.0	105.6	99.3	117.4	121.9	116.5
1940	112.6	110.1	119.3	120.3	119.4	106.4	101.2	116.3	120.1	115.5
1941	118.8	118.0	121.2	121.7	122.2	116.3	112.9	120.5	123.4	124.3
1942	124.5	123.3	126.9	128.6	126.9	123.6	120.1	127.5	129.3	130.8
1943	128.2	126.4	131.2	133.3	130.3	131.3	127.7	133.2	136.6	136.3
1944	138.4	138.4	135.7	136.7	136.6	139.4	137.1	139.4	142.0	142.4
1945	152.8	152.3	146.2	148.5	145.6	146.2	144.3	144.5	146.8	147.9
1946	167.1	167.4	159.1	161.1	158.1	159.7	157.5	157.9	159.3	160.0
1947	202.4	203.8	183.9	184.2	184.0	193.1	191.6	183.7	186.8	186.9
Sept. 1948	234.9	238.1	215.7	218.1	215.7	225.2	222.9	215.7	221.3	219.5
Oct. 1948	233.9	236.7	215.9	218.3	215.7	225.6	223.3	216.2	221.7	219.9
Nov. 1948	231.5	233.6	215.5	218.0	215.1	224.2	221.5	215.9	221.5	219.5
	% increase over 1939					% increase over 1939				
Nov. 1948	110.1	118.3	81.6	82.0	80.8	112.3	123.1	83.9	81.7	88.4

The index numbers shown are for combined material and labor costs. The indexes for each separate type of construction relate to the United States average for 1926-29 for that particular type — considered 100.

Cost comparisons, as percentage differences for any particular type of construction, are possible between localities, or periods of time within the same city, by dividing the difference between the two index numbers by one of them; i.e.:

$$\begin{aligned} \text{index for city A} &= 110 \\ \text{index for city B} &= 95 \end{aligned}$$

(both indexes must be for the same type of construction).

Then: costs in A are approximately 16 per cent higher than in B.

$$\frac{110-95}{95} = 0.158$$

Conversely: costs in B are approximately 14 per cent lower than in A.

$$\frac{110-95}{110} = 0.136$$

Cost comparisons cannot be made between different types of construction because the index numbers for each type relate to a different U. S. average for 1926-29.


Material prices and wage rates used in the current indexes make no allowance for payments in excess of published list prices, thus indexes reflect minimum costs and not necessarily actual costs.

These index numbers will appear whenever changes are significant.

1ST

A. O. Smith was first to introduce the concave tank head, to provide more insulation where insulation is needed most.

NEW TABLE-TOP ELECTRIC MODEL
30- or 40-gallon capacity. Other "Permaglas" models for electricity, gas, and LP gas.



Thermal Shock Will Not Crack or Chip This **GLASS** Lining

Conclusive tests—and hundreds of thousands of installed units—prove that the glass-fused-to-steel tank of the *Permaglas* Water Heater will not crack or chip under operating conditions. It is fully guaranteed by A. O. Smith.

The *Permaglas* Water Heater tank lining affords permanent, *built-in* protection against rust and corrosion, engineered for long life. The "Permaglas" tank **CANNOT** rust or corrode under **ANY** water condition.

The glass-fused-to-steel tank is just one reason "Permaglas" provides completely satisfactory automatic hot-water service . . . and at the lowest actual cost.

Send the coupon for complete specifications . . . today.

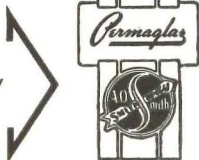
Permaglas

TRADE MARK REG. U. S. PAT. OFF.

A SMITHway WATER HEATER*

*Also quality zinc-lined *Duraclad* and *Milwaukee* Water Heaters

"Permaglas" dealers display this emblem



A. O. SMITH Corporation
Atlanta 3 • Boston 16 • Chicago 4
Dallas 1 • Houston 2 • Los Angeles 14
Midland 5, Texas • New York 17
Philadelphia 5 • Pittsburgh 19
San Diego 1 • Seattle 1 • Tulsa 3
International Division: Milwaukee 1
Licensee in Canada: John Inglis Co., Ltd.

A. O. SMITH CORP.
Dept. AR-249
Water Heater Division
Kankakee, Illinois

Without obligation, send complete specifications on SMITHway Water Heaters:

Electric Gas Both

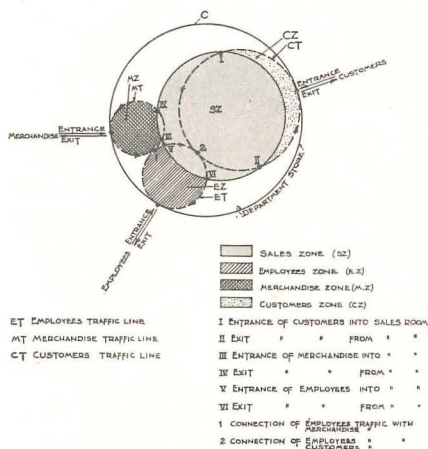
Name _____

Firm _____

Street _____

City _____ State _____

REQUIRED READING



The department store's four essential zones. From "Planning Stores that Pay"

DEPARTMENT STORE PLANNING

Planning Stores that Pay: Organic Design and Layout for Efficient Merchandising. By Dr. Louis Parnes, A.I.A. F. W. Dodge Corp. (119 W. 40th St., New York 18, N. Y.), 1948. 8 1/4 by 11 in. 314 pp., illus. \$15.00.

Reviewed by WILLIAM LESCAZE

I have just read *PLANNING STORES THAT PAY*, the new book on department stores by Dr. Louis Parnes. Now, thanks to Dr. Parnes, I can hold my head up, and any architect who takes the trouble to study Parnes' book can do the same, and answer without blushing the inevitable question, "Have you done a store before?" put by a 1949 hoped-for client, Mr. Store Executive, with — "Well, sir, I am an expert in many fields. I am a store expert too." The 15,000 architects of the U. S. should feel as I do, indebted to Parnes.

An architect, in my opinion, can't be much good unless he is an expert in every type of project he is asked to plan, but he does not have to have done a building of that type in the past to be an expert. What makes him an expert is first of all his training in research procedures. For each new type of project, he undertakes research in that particular type. Fundamentally what makes a good architect an expert is his ability to sense, to understand, human needs — all kinds of human needs — to translate these needs into spaces, to organize these spaces into a whole, so that the spaces function, the whole holds together, and the human needs are rightly met.

The other evening an uncle of mine — a doctor — and his son, who is studying medicine, were discussing their profession. The son finally declared, "Bill, the more I see of all the branches of medi-

cine, the surer I am that I want to become a general practitioner. That's the true expert of tomorrow." I couldn't help thinking that in the field of architecture, too, the real expert is the general practitioner.

I remember meeting Parnes many years ago. He always was interested in stores' problems. Even then he had already accumulated a great deal of knowledge of them and obviously has expanded it. It is good that he should have made the effort to put it all down on these generously-illustrated 300-odd pages.

Parnes' book obviously will become a "must" for anyone about to tackle a problem of store planning. Quite wisely, right at the beginning — on page 11 — Parnes shows his awareness of the fact that no single building can be an isolated phenomenon in our cities today, that it must be related to other neighboring buildings, to the streets, to that part at least of the city where it is going to stand. He outlines several city planning considerations. I may not agree with all of them, but I am glad that he suggested them and that they are thought-provoking. On page 9 a simple diagram places the whole problem of a department store before the reader; that little diagram (reproduced above) alone deserves a lot of meditation. It shows in abstract form the four essential zones: sales, employees, merchandise, customers. The whole book is more or less divided in accordance with these four major headings.

In the first part — the selling zone — many floor plans are reproduced showing equipment layout, showcases, fixtures, chairs, etc. Obviously the old-fashioned way of placing showcases straight up and across the floor in a sort of gridiron-streets pattern is fast disappearing, and a better, more interesting, so-called free-flow arrangement is used instead. Some of the illustrations reminded me of the architectural student who had come to the curious and naive conclusion that all he had to do in order to be modern was to put some kidney shape somewhere on his drawings. Of course free-flow, free forms are all right. Some of us have been fighting 25 years to get them accepted, but like anything else in good modern architecture, they have to make sense where they are used.

One might not realize — especially if judging from the New York scene where the most recent department store turned out to be such an unimaginative work of architecture — how many new large stores have been built throughout the nation and how definitely all of them have been influenced by modern ideas. One thing which still puzzles me, how-

ever, as I examine more and more of the floor plans and elevations collected by Parnes is this:

What do store executives hope to achieve when time after time they divorce the two — interior and exterior? They often put construction and exterior in conservative hands and the interior in progressive hands. Would not the result be happier if they were to put the first also in either progressive or at least "sympathetic-to-new-ideas" hands?

I want to end here with two sentences from Parnes as examples of the variety of information contained in his excellent work:

"Logical coordination, not architectural caprice or traditional ideas about symmetry should determine the location and arrangement of special sections."

And —

"Men's wear sells best on Saturday, ladies' clothing and household goods on Monday, food on Friday."

SWEDEN'S HOUSING PROGRAM

Sweden Plans for Better Housing. By Leonard Silk. Duke University Press (Durham, N. C.), 1948. 6 by 9 in. xii + 149 pp., illus. \$4.00.

Since interest in cooperative housing has been quickened of late in this country by governmental proddings and private sponsorings (see "The Record Reports" for this month, page 150), Dr. Silk's analysis of housing in Sweden is worth careful study. For that country, of course, is the acknowledged pioneer in the cooperative housing field.

Dr. Silk is concerned, however, not simply with cooperative housing, but with Sweden's entire housing program. As he points out in his introduction, what the Swedes have been doing in the field of housing should be of interest to us here because, "since 1944 over 90 per cent of all new residential building in Sweden has been partly financed by the government, through loans or subsidies," despite the fact that Sweden remains "by and large, a private-enterprise country." Now that the T-E-W bill is almost sure to be passed by Congress, Dr. Silk's analysis of the Swedish program is of special interest. It *could* happen here.

Despite the numerous illustrations of present-day housing it includes, this book offers but scant description of residential construction in Sweden. Architectural considerations and standards are not its chief concern. What Dr. Silk has done is trace, concisely and chronologically, the social, economic and political evolution of housing in Sweden from the medieval period through the Industrial Revolution and the war years to its present acceptance as a "public utility." The advantages of such a concept are a moot question; the factors that led to it,

(Continued on page 30)

*at concrete floor prices you can get
the beauty and durability of tile*



For concrete floors of tile beauty and durability, specify the use of Colorundum. For hotels, banks, stores, hospitals, service stations and factories you get bright, colorful floors with an armor plate surface—at the cost of an average concrete floor. Colorundum is a dry powder floated and trowelled into the floor topping. It is composed of powerful coloring agents, fused aggregates, water-proofing and hardening elements and cementitious binders. The colorful non-slip, dense surface is an ideal flooring for indoors or outdoors . . . on new work or when resurfacing old floors. Write for further information.

*FOR
INTEGRALLY COLORED*

*CONCRETE
FLOORS*


COLORUNDUM

A.C. HORN COMPANY, INC.

manufacturers of materials for building maintenance and construction
10th STREET & 44th AVENUE • LONG ISLAND CITY 1, N. Y.
HOUSTON • CHICAGO • LOS ANGELES • SAN FRANCISCO • TORONTO



PLANTS



DRIVEWAYS



KITCHENS



BANKS



Subsidiary of
Sun Chemical
Corporation



WALKS




HOSPITALS



LOBBIES

send for your copy *today!*

Special sizes in any style require the



Every architect and builder should have a copy of this brochure. It contains much information on Michaels building products... products that are well known for their unusually high quality. And architects have found that Michaels has the men, the machines, and the know-how to faithfully reproduce in metal their most exacting specifications. A partial list of Michaels stainless steel, aluminum and bronze products is shown below. If your plans call for something special, send us the blueprints. We'll be glad to submit quotations. It will be to your advantage to talk over your requirements with Michaels.

MICHAELS PRODUCTS

Bank Screens and Partitions
Welded Bronze Doors
Elevator Doors
Store Fronts
Lettering
Check Desks (standing and wall)
Lamp Standards
Marquises
Tablets and Signs
Name Plates

Astragals (adjustable)
Stair Railings (cast and wrought)
Wrought and Cast Radiator Grilles
Grilles and Wickets
Kick and Push Plates
Push Bars
Cast Thresholds
Extruded Thresholds
MI-CO Parking Meters
Museum Trophy Cases

The MICHAELS ART BRONZE Co., Inc., 234 Scott St., Covington, Ky.
Representatives Wanted



REQUIRED READING

(Continued from page 28)

and the achievements due to it, however, are an absorbing and revealing comment on the state of the world today.

HOUSING IN CANADA

Houses for Canadians: A Study of Housing Problems in the Toronto Area. By Humphrey Carver. University of Toronto Press (Toronto, Can.), 1948. 6 by 9 in. xiv + 156 pp. \$2.50.

Since the housing situation in Canada and the methods proposed to improve it parallel rather closely the problem and the trend of thought in this country, this analytical study of the Canadian housing scene will be of wide interest to planners here, too.

Mr. Carver's three-year study of the Toronto metropolitan area forms the basis for the conclusions he reaches as to the Dominion as a whole. His chief emphasis, of course, is on the difficulty Canada — like every other country — is experiencing in obtaining adequate rental housing, particularly in the lower-income brackets. His suggestions as to how this situation may be remedied are worth careful study.

CAMPING FACILITIES

Reprints of Additional Sections of Park and Recreation Structures, published in 1938 by the National Park Service. Available from the Superintendent of Documents, Government Printing Office, Washington 25, D. C., at the prices listed below.

Architects familiar with the National Park Service's volume, *PARK AND RECREATION STRUCTURES*, will welcome the news that additional sections of that book now are available as reprints. The sections recently issued are:


Barriers, Walls and Fences	5¢
Bathhouses and Dependencies	15¢
Boathouses and Dependencies	10¢
Cabins	20¢
Camp Furniture and Furnishings	10¢
Comfort Stations and Privies	15¢
Concessions and Refectories	10¢
Drinking Fountains and Water Supply	15¢
Lodges, Inns and Hotels	15¢
Miscellaneous Sports Structures	10¢
Organized Camp Facilities	40¢
Picnic Fireplaces	10¢
Tent and Trailer Campsites	10¢

All of these reprints are generously illustrated with photos and plans of facilities in use in parks in many sections of the country. They should be a handy and valuable source of information for any architect planning recreational facilities of a similar nature.

STEEL DECK



**INSULATED STEEL WALL
(FIELD CONSTRUCTED)**



**INSULATED STEEL WALL PANELS
(PREFABRICATED)**

INSULATED STEEL WALLS

Mahon Insulated Steel Walls are Available in Two Types as Illustrated Above. Heat Transmission Coefficient "U" Equivalent to 18" Solid Masonry Wall.

Illustration: Greyhound Garage and Service Building under construction, Detroit, Mich. Harley, Ellington & Day, Detroit, Mich., Architects.

for ROOFS and WALLS!

Mahon Steel Deck forms the roof of the new Greyhound Garage and Service Building, Detroit, Michigan. This 6,000,000 cu. ft. structure, with 180 ft. clear span trusses, is the most modern and elaborate building of its kind in the world. The light weight and fire safety of Mahon Steel Deck were the deciding factors in its selection for the roof of this unusual structure. See Mahon Steel Deck and Steel Wall Inserts in Sweet's File for complete information . . . study the inherent advantages of these products . . . you will find that Mahon Steel Deck, due to its basic design, lends itself to a broader range of uses in modern construction.

T H E R . C . M A H O N C O M P A N Y

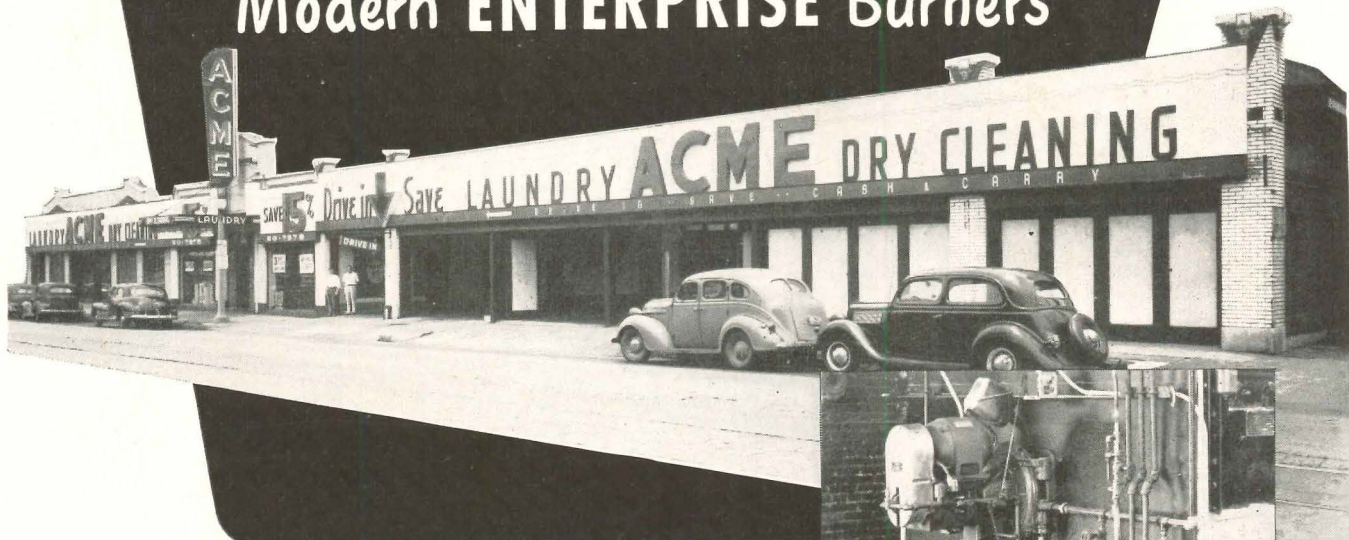
HOME OFFICE and PLANT, Detroit 11, Mich. • WESTERN SALES DIVISION, Chicago 4, Ill.

Representatives in all Principal Cities


Manufacturers of Steel Deck for Roofs, Sidewalls, Ceilings, Floors, Partitions and Doors. Also Roof Sumps and Recesses, Rolling Steel Doors, Grilles, and Underwriters, Labeled Rolling Steel Doors and Fire Shutters.

M A H O N

Leading Laundries, too, cut costs,
Increase Efficiency with
Modern ENTERPRISE Burners



Acme Laundry and Dry Cleaners, one of the major plants in the St. Louis area, recently replaced old, high-cost equipment with a modern Enterprise Burner, Type M-2 burning No. 6 oil. Installed by Seidel Wholesale Distributors, St. Louis, Mo.



You can well imagine the importance attached to heating equipment in a plant like this, where 80,000 pounds of laundry and dry cleaning pour through each week. Heavy, continuous demands for steam and hot water require not only top efficiency and performance of burner equipment, but low fuel and maintenance costs. On all counts the Enterprise M-2 Oil Burner, in operation at Acme well over a year, has achieved enviable records: low cost with high BTU value; almost 3,000 operating hours without a shut-down for maintenance or repairs.

The same excellent burner service is available in Enterprise's complete line of heavy-duty Oil and Combination Oil and Gas Burners. Write for full information—your inquiry will receive our prompt and careful attention.

Choice of Heating Experts . . . Everywhere



Specify

ENTERPRISE Burners

BURNER DIVISION OF ENTERPRISE ENGINE & FOUNDRY CO.
18TH AND FLORIDA STS., SAN FRANCISCO 10, CALIFORNIA • DISTRIBUTORS IN PRINCIPAL CITIES

Check these 34 Uses for

MICARTA



1/16" MICARTA SHEET

This form is the type used as a "work surface" by fabricators who have the necessary bonding equipment, and is incorporated into table tops, bar tops or counters for:

Uses

Bars
Barber shops
Beauty parlors
Coffee shops
Dinettes
Furniture tops
Kitchen cabinets
Kitchen sinks
Laboratories
Laundries
Lunch rooms
Restaurants
Retail stores
Rumpus rooms
Soda fountains
Utility rooms
Work surfaces

Sizes 30" x 84"
30" x 60" 36" x 84"
36" x 72" 48" x 96"

7/8" and 1 1/4" MICARTA PANEL

This is 1/16" MICARTA SHEET bonded to special cores of Philippine mahogany-faced plywood. It saves fabricators the trouble and expense of doing their own bonding.

Uses

Same as those listed at left, plus occasional use as a structural material.

Size
48" x 96"



MICARTA is manufactured by WESTINGHOUSE and sold, for decorative purposes only, by UNITED STATES PLYWOOD CORPORATION

5/32" MICARTABORD

This type is used generally as a wall surfacing material. It is easy to apply over finished walls.

Uses

Back bars
Bathrooms
Beauty parlors
Corridors
Counter fronts
Diet kitchens
Elevator cars
Filling stations
Operating rooms
Restaurants
Specialty shops
Stores
Toilets
Wainscoting
Walls
Washrooms
And as kick plates and push plates

Size
48" x 96"

COLORS

TRUWOOD

This is a special type of MICARTA SHEET with a true wood veneer top sheet in:

Korina Primavera
Mahogany Walnut

Other woods on special order. (Truwood is not available in Micartabord)

SOLID COLORS

Blue Medium Blue Green
Bisque Wedgewood Blue
Gray Grayed Yellow
Beige Chinese Red
Brown Light Gray Green
Green Carmine Red
Yellow Grayed Rose
White Light Gray
Black Dark Blue

PATTERNS

Linen Foam
Mother of Pearl
Tan
Blue
Pink
Green
Yellow
Copper

FINISHES All colors and all types of Micarta are supplied in highly polished mirror-finish or in satin finish.

How many ways do you employ this tough, beautiful material?

Have you thought of Micarta* as ideal, chiefly for table and counter tops? If you have, consider how extensively this bright, colorful, good-looking, easy-to-clean plastic laminate is going into operating rooms, toilets and bathrooms, kitchens, elevator cars, and scores of other places in homes, stores, bars, restaurants, hotels and institutions.

Wherever long-time attractive appearance is important, Micarta offers stubborn resistance to wear, abrasion, marring and abuse.

In fact, Micarta requires virtually no maintenance. It is unaffected by boiling water, household cleansers, detergents, dilute acids, condiments, milk, grease, food products, and barber and beauty shop preparations

(including hydrogen peroxide up to 8 hours) and even nail polish and remover.

Micarta is highly resistant to cigarette burns but for complete protection, a special cigarette-proof grade is made. This is important in public eating and drinking places where stubs are allowed to smoulder on table tops, or are snuffed out against bar and counter fronts.

The type of service determines the type of Micarta you'll want to use. Check the table in the panel above.

WORKABLE: Micarta can be worked by hand tools on the job. It can be sawed, trimmed, planed and drilled.

For samples, added information, prices, deliveries, etc., use coupon at right.



*Reg. U. S. Pat. Off.

United States Plywood Corporation

55 West 44th Street, New York 18, N. Y.

I WANT TO GIVE MICARTA THE "THIRD DEGREE". Without any obligation whatever, send me, free, a sample of Micarta so I can see for myself how beautiful, tough, wear-resisting and abuse-proof Micarta really is.

NAME _____

COMPANY _____


ADDRESS _____

CITY _____ ZONE _____ STATE _____

A.R.

UNITED STATES PLYWOOD CORPORATION

New York 18, N. Y.



Architects: York & Sawyer, New York
Engineers: Edwards & Hjorth, New York
Steel Fabricator: Harris Structural Steel Co., New York

New Hospital in Schenectady


It's a thing of beauty, the new, well-planned St. Clare's Hospital, at Schenectady, N. Y. The four-story, 260-room structure, with basement and penthouse, includes two spacious wings, each more than 100 ft in length. It is of fire-resistive construction, and is finished in multi-colored brick trimmed with contrasting white stone. Beneath its long-wearing outer cloak stands a steel skeleton of Bethlehem Structural Shapes.

Bethlehem
**STRUCTURAL
 SHAPES**

BETHLEHEM STEEL COMPANY, BETHLEHEM, PA.

On the Pacific Coast Bethlehem products are sold by Bethlehem Pacific Coast Steel Corporation
Export Distributor: Bethlehem Steel Export Corporation






CUSHIONTONE

For low-cost sound conditioning

Where noise control must be achieved at low cost, Armstrong's Cushiontone provides an ideal solution. This fiberboard acoustical material has many of the refined features found in materials of much higher cost—cleanly drilled holes, high efficiency, light weight, and factory-painted bevels that are ironed on for smoothness. Cushiontone is quickly and easily installed and can be cleaned or repainted again and again without noticeably affecting its high noise-absorption value.


Whether your plans call for low cost, beauty, efficiency, incombustibility, or moisture-resistance, there's an Armstrong Acoustical Material that fully meets the requirement. For further details and complete specifications, consult Sweet's File, Section 11a, or write direct to Armstrong Cork Co., Acoustical Dept., 2402 Stevens St., Lancaster, Pa.




Cushiontone installed in offices reduces errors and absenteeism, provides more comfort. Sound conditioning is the mark of a modern building. Your local Armstrong Acoustical Contractor is a specialist in the control of sound in every type of structure. He will be glad to assist you with any plans which you are developing.

*TRAVERTONE IS A TRADE-MARK FOR WHICH REGISTRATION IS PENDING

low-cost
CUSHIONTONE®




incombustible
CUSHIONTONE F®




efficient
ARRESTONE®



beautiful
TRAVERTONE*




moisture-resistant
CORKOUSTIC®



ARMSTRONG'S ACOUSTICAL MATERIALS

Made by the Makers of Armstrong's Linoleum



Yesterday's Glory



Baptismal Font, Church of St. Vincent Ferrer, N. Y. C., Elliott L. Chisling, Architect.

Today's Prayer

Marble has sung the glories
of its Creator since the dawn of Christianity.
No other material so appropriately expresses the enduring character of the Church;
none affords so intimate a relationship between the Hand of God and the hand of man.

Marble *retains* its initial beauty. It *proves* the case for propriety of materials.
And it is the simplest to maintain or clean.


*Literature available
on request:*

- "Marble for the Home"
- "Marble for the Hospital"
- "Stores Modernize with Marble"
- "Marble Forecast 1949"



**Marble Institute
of America, inc.**

108 FORSTER AVENUE, MOUNT VERNON, N. Y.



It's New!

**JENKINS ANSWER
TO VALVE-KILLING
SERVICES!**

JENKINS Fig. 976-A


PLUG TYPE

Armor Seat

BRONZE GLOBE VALVE

BUILT TO BREAK RECORDS FOR LONG LIFE

Now, for the most severe services, you can choose the new Jenkins Fig. 976-A with complete confidence that it will set new economy records. Use it for pressure regulation, bleeds, drips, and drains, or any close regulation of steam that threatens wire drawing. It will lower maintenance, last longer, where entrapped pipe chips, scale, or rust tubercles are a problem.

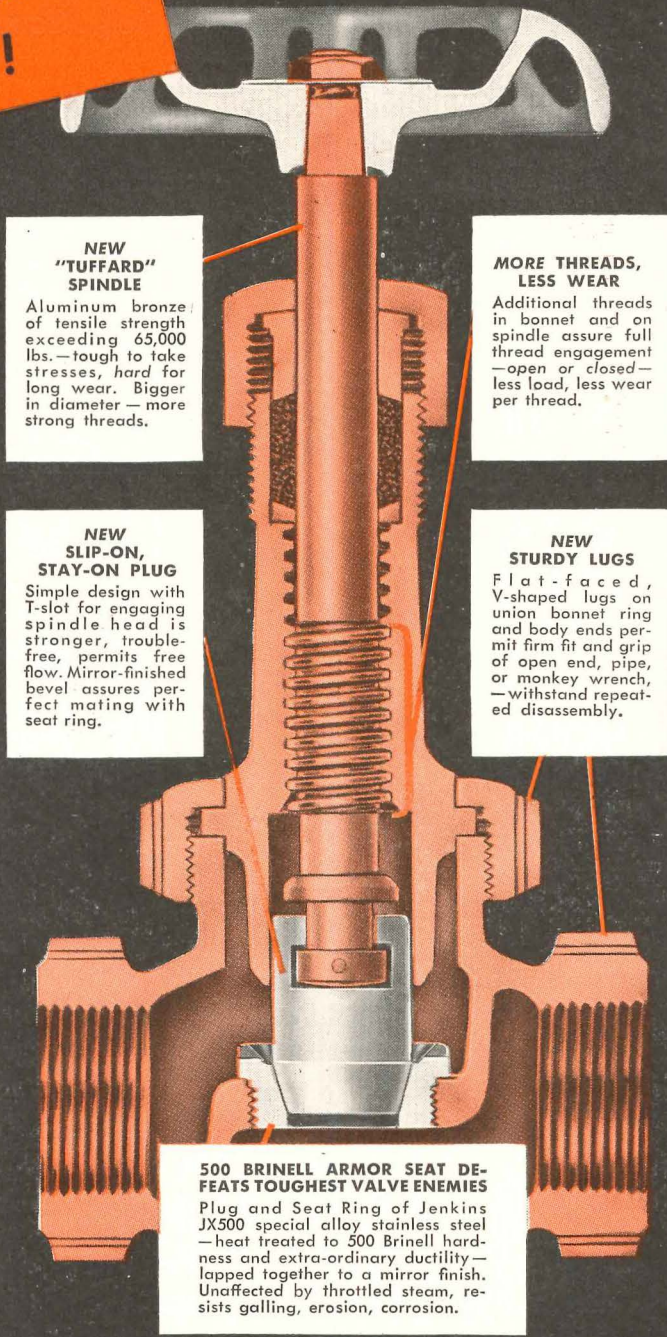


**SMASHED PIPE CHIPS,
WIRE, LEAVE NO SCARS**

Steel pipe chips and 1/16" wire rod, with Brinell hardness in excess of 300, were crushed between the new Jenkins JX500 Plug and Seat Ring without leaving a scratch or dent. That's proof of super hardness!

Compare Fig. 976-A, part for part, and see why it's as nearly wear-proof, trouble-proof, and maintenance-free as any stock valve can be. Only a few of the dozen ways it's better are shown here. Get the complete story in the new folder. See why it's unrivalled for endurance and economy, —why it's your best buy in plug-type valves! Use coupon.

Jenkins Bros., 80 White St., New York 13; Bridgeport, Conn.; Atlanta; Boston; Philadelphia; Chicago; San Francisco. Jenkins Bros., Ltd., Montreal.



**NEW
"TUFFARD"
SPINDLE**

Aluminum bronze of tensile strength exceeding 65,000 lbs.—tough to take stresses, hard for long wear. Bigger in diameter—more strong threads.

**MORE THREADS,
LESS WEAR**

Additional threads in bonnet and on spindle assure full thread engagement —open or closed—less load, less wear per thread.

**NEW
SLIP-ON,
STAY-ON PLUG**

Simple design with T-slot for engaging spindle head is stronger, trouble-free, permits free flow. Mirror-finished bevel assures perfect mating with seat ring.

**NEW
STURDY LUGS**

Flat-faced, V-shaped lugs on union bonnet ring and body ends permit firm fit and grip of open end, pipe, or monkey wrench, —withstand repeated disassembly.

500 BRINELL ARMOR SEAT DEFEATS TOUGHEST VALVE ENEMIES

Plug and Seat Ring of Jenkins JX500 special alloy stainless steel —heat treated to 500 Brinell hardness and extra-ordinary ductility—lapped together to a mirror finish. Unaffected by throttled steam, resists galling, erosion, corrosion.

300 lbs. Steam

600 lbs. O.W.G.

LOOK FOR THIS  DIAMOND MARK

SINCE  1864

**JENKINS
VALVES**

Types, Sizes, Pressures, Metals for Every Need



GET COMPLETE DETAILS—IN THIS NEW FOLDER

Mail Coupon Today!

JENKINS BROS., 80 WHITE ST., NEW YORK 13

Please send Armor Seat Valve folder — Form 193


Name

Company

Address

"No sign of any staining"

Reports manager of
Everglades Hotel, Miami



*®



MIAMI FLORIDA

December 8, 1948

Mr. W. J. Holman, Vice-President
Chicopee Manufacturing Corporation - Lumite Division
47 Worth Street
New York, New York

Dear Mr. Holman:

We are very happy to advise that the Lumite screen cloth was installed in all of our screen openings here at the Everglades last year when the building was completely renovated and the material is standing up wonderfully well. This screen was chosen to prevent staining of the building beneath the doors and windows and there is no sign of any staining more than a year after the material was installed.

The Everglades has approximately 1,800 windows and doors and we used approximately 27,000 square feet of this material.

We are happy to recommend this material for similar use as it is very satisfactory.

Cordially yours,

Leonard K. Thomson
Manager

LKT:jes

Miami's famous Everglades Hotel chose Lumite because it will

- NEVER RUST
- NEVER CORRODE
- NEVER STAIN
- LAST LONGER

Wherever climatic conditions destroy other types of screening—LUMITE is the only answer. It is unaffected by the usual enemies of screening such as salt spray, moisture, or acid smoke.

When properly framed it will never sag or bulge. It actually has greater impact strength than any old-style screening.

LUMITE costs only 11½ cents to 12 cents per square foot (retail)—much less than any other quality screening. Consult SWEET'S FILE for further information or write Dept. AR1, LUMITE DIVISION, Chicopee Manufacturing Corporation, 47 Worth Street, New York 13, N. Y.

Sold by leading hardware, lumber and building supply dealers and screen manufacturers.

SPECIFY LUMITE*
woven of saran

SPECIFICATIONS

EFFECTS OF ACIDS, ALKALIS AND SOLVENTS—Essentially none.

BURNING RATE—None. (Lumite is Non-Inflammable.) Melts at 340°F.

WATER ABSORPTION—Immersion 24 hours, less than 0.1%.

TENSILE STRENGTH, ULTIMATE (of filament)—Up to 50,000 lbs. per sq. in.


IMPACT STRENGTH—Greater than conventional screening.

INSTALLATION. Cut with ordinary scissors. Fold cut edges under ½". Tack every 1½" through two thicknesses. Being elastic, Lumite will automatically draw itself into a snug, firm fit. For correct methods of machine framing, consult Lumite engineers.

SHERARDUCT— THE *fortified* RIGID

STEEL

CONDUIT



SHERARDUCT is *fortified* against rust and corrosion by a zinc coating driven into the pores of all surfaces inside, outside and *threads*. This coating is alloyed with the steel by the Sherardizing Process, and is an integral part of the tube itself.

SHERARDUCT is still further protected by the smooth "Shera-Solution" coating, baked on for added endurance against acids and other corrosive agents.

SHERARDUCT will not crack or split! Bending does not harm the fortified protection, because the coating is an integral part of the steel itself!

Specify SHERARDUCT—the *fortified*, full weight, threaded, rigid steel conduit. Sold through leading electrical wholesalers.



National Electric
PRODUCTS CORPORATION
PITTSBURGH 30, PA.

American Stove Company's new home in St. Louis. Lighting problem of south exposure, always difficult, is solved with Insulux Glass Block (No. 351) in combination with clear glass inserts. Insulux bends light rays toward ceiling for maximum penetration into building. Architect: Harris Armstrong; Contractor: Gamble Construction Company.




PHOTOGRAPH BY COURTESY OF ARCHITECTURAL FORUM

"Eminently successful daylighting," declares *Architectural Forum* in a recent article. "Offices in this building do not rely on artificial daylighting except on exceptionally dull days, but are almost always entirely daylight."

It goes on to say, "as an example of up-to-the-minute application of known daylighting principles, this building would be difficult to surpass."

Insulux Glass Block (No. 351), with its light-directional properties, plays an important part in this superb daylighting. For information on Insulux, consult GLASS section of Sweet's Architectural Catalog, or write Dept. F-20, American Structural Products Company, P.O. Box 1035, Toledo 1, Ohio.



INSULUX

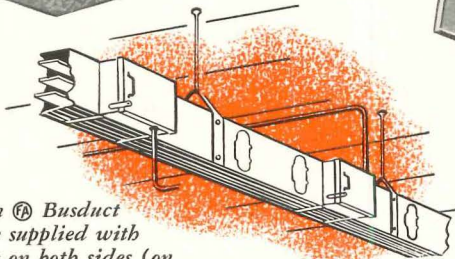

GLASS BLOCK®

AMERICAN STRUCTURAL PRODUCTS COMPANY

Subsidiary of


OWENS-ILLINOIS GLASS COMPANY

**From any
ANGLE . . .**

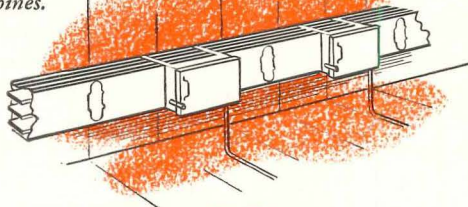


Plugin ^{FA} Busduct can be supplied with outlets on both sides (on special order) for ceiling installations, as sketched above . . .

Or, if overhead conditions prevent suspending Plugin ^{FA} Busduct from ceiling, special wall-mounting brackets are available . . .



Or, as sketched from actual photograph, Plugin ^{FA} Busduct can be mounted close to floor and leads carried across to machines.



IT'S . . . **PLUGIN** **FA** **BUSDUCT**


Take the economy angle! Plugin ^{FA} Busduct permits a quick change in plant or electrical layout *without* disrupting production . . . eliminates costly temporary connections and expensive, long lead-ins . . . and greatly reduces maintenance costs and voltage losses.

Take the flexibility angle! Plugin ^{FA} Busduct provides a ready power source for new and present equipment anywhere along the line . . . a plugin outlet every foot of the way. Available in standard 10-foot lengths, ^{FA} Busduct can be installed on, or hung from ceilings, along walls, and even above baseboards . . . through tunnels under streets, through roofs or walls . . . and with dustproof or raintite protection.

Take the efficiency angle! Plugin ^{FA} Busduct saves much needed time in the installation and relocation of machinery and in day-to-day maintenance of the electrical system.

For more information see your ^{FA} Representative (he's listed in Sweet's) or write for Busduct Bulletin No. 701:

You'll agree that Plugin ^{FA} Busduct is the Most Economical Path From Power Source to Equipment.



Frank Adam Electric Co.

ST. LOUIS 13, MISSOURI


Makers of BUSDUCT • PANELBOARDS • SWITCHBOARDS • SERVICE EQUIPMENT • SAFETY SWITCHES • LOAD CENTERS • QUIKHETER

Watch the amazing new CUSHIONLOK go down!

*See why Bigelow's special rubber-base carpet
is ideally suited to your need!*



At last—the perfect commercial carpet! *Cushionlok* combines thick wool carpeting (in the famous-for-wear Gropoint weave) with a built-in sponge rubber back. As shown, it requires no preliminary preparation—can be laid directly on bare concrete, linoleum, wood or plywood!



Lasting good looks—luxurious feel! *Cushionlok* comes with a special Trimeasy edge which strips off quickly, leaving neat edges that meet almost invisibly. Deep sponge rubber base insulates against shock, assures longer wear. *Cushionlok* is rich and springy to walk on; also silences noise!



Installed with little inconvenience! An installation of *Cushionlok* can be completed with speed never before possible. *Cushionlok* comes in 27" width—ties up only a fraction of floor space, requires little disturbance of furniture. Cement grips floor at once; carpet can be walked on as soon as laid.



A real investment in beauty and wear! *Cushionlok's* Gropoint surface resists soiling, shading, traffic lanes. Tests show *Cushionlok's* rubber back resists deterioration for decades. No separate lining—lower labor charges! Increased wear and permanent luxury make for real long-range economy!

Plan your Cushionlok installation! Consult Bigelow's Carpet Counsel. What's *your* carpeting need? Store, Hotel, Office? New *Cushionlok* is ideal for many commercial uses. One of our 26 Carpet Counsel Offices will help you plan your installation . . . supervise the job from color-choosing to finish. Call us today.

Bigelow Rugs and Carpets

Beauty You Can See . . . Quality You Can Trust . . . Since 1825

For the fountain of
Eternal Youth...

USE G-E TEXTOLITE* PLASTICS SURFACING



Fountain Counter Tops That Wear Like Iron

and clean like glass—that's what you get with General Electric Textolite decorative surfacing material. It's hard and tough, yet smooth and lustrous. It wipes clean with a damp cloth—no scrubbing, no polishing, no refinishing. Discover for yourself how this handsome plastics surfacing can be used for counter and table tops, kitchens, and decorative paneling. Send the coupon for a *free illustrated booklet* showing the many G-E Textolite patterns in full color. Or write to Plastics Division, Chemical Department, General Electric Co., 1 Plastics Avenue, Pittsfield, Massachusetts.

Why you should use TEXTOLITE


- Textolite is beautiful**
That fresh sparkle is there to stay. Needs no scrubbing, no polishing, no refinishing.
- Textolite resists heat**
Even scalding liquids won't mar its lustrous surface. A special grade is cigarette-proof.
- Textolite resists scratching**
Beautiful but tough, it's harder to scratch than low-carbon steel.
- Textolite is stainproof**
Hard, non-porous, it sheds food acids, alcohol, and fruit juices.
- Textolite is glare-free**
Its non-reflective finish is easy and pleasant on the eyes.
- Textolite cleans easily**
It wipes clean quickly with a damp cloth—saves time and effort.

Textolite is available in a wide variety of colors, solid and patterned, most of which are ideal for this type of installation. For more details about G-E Textolite, send for your copy of a new free booklet.

FREE!
SEND FOR BOOKLET!

General Electric Company, Section 11-2
Plastics Division, Chemical Department
1 Plastics Avenue, Pittsfield, Mass.

Please send me a free copy of your new illustrated booklet, including a pattern sheet showing G-E Textolite designs in full color.




GENERAL ELECTRIC
Everything in plastics

CD49-H1

Name _____
Business _____
Address _____
City _____ Zone _____ State _____

*Reg. U.S. Pat. Off.



MacKie and Kamrath, architects, Houston, Texas

TELEPHONE RACEWAYS IN THE MODERN MANOR

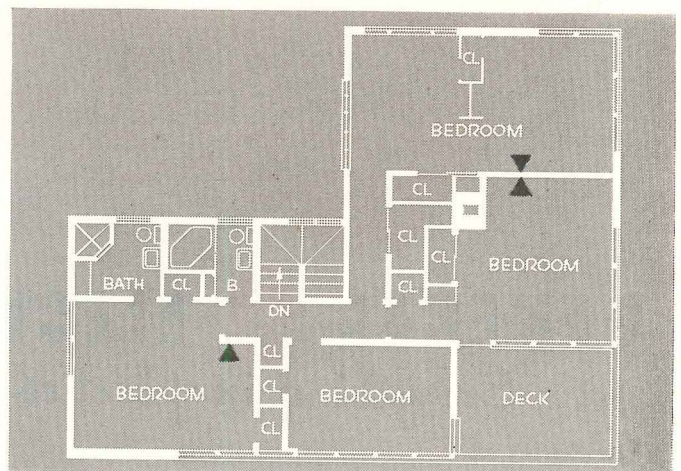
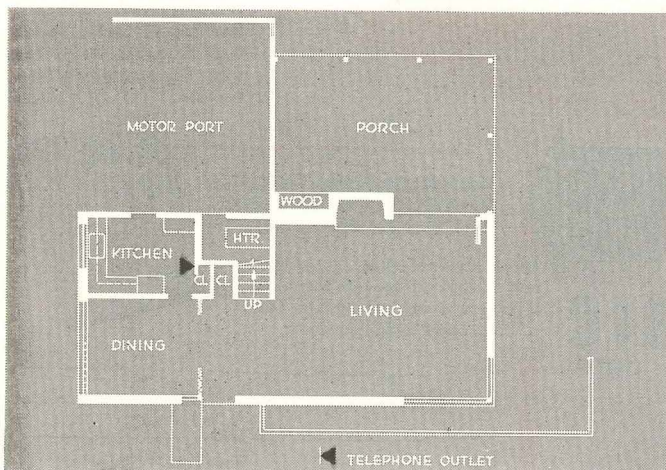
Today good building practice calls for built-in telephone raceways. They assure the owner against exposed telephone wires on walls and woodwork. They provide him with *planned* telephone facilities.

Raceways are easy and inexpensive to install during construction. A few short pieces of pipe or tubing will carry the wires within

the walls to neat, built-in telephone outlets.

For homes of any size, your Bell Telephone Company will be glad to help you plan modern convenient telephone arrangements. Call your Telephone Business Office and ask for "Architects and Builders Service."

BELL TELEPHONE SYSTEM



AT HOME!...

*With any size,
any style, house!.....*



ARCHITECT: NORMAN R. JOHNSON, A. I. A., ST. PAUL, MINNESOTA

Especially "at home" with contemporary lines

The architect striving to meet a particular need or to achieve a particular effect is the one who uncovers the full potentialities of a material. Thus, architects in trying to bring to their houses such basic advantages of asphalt shingles as economy and fire-resistance, are at the same time realizing new opportunities in design through asphalt's simplicity of line, depth of texture and pleasing massing of color.

Of course, asphalt shingles have always

been well-suited to traditional styles of architecture. Now, however, with their acceptance by the modern designer as both a functional and basic design element, they have become a part of the spirit of contemporary planning. Asphalt shingles belong with modern lines—they set the mood for modern color styling!


Examples of your use of asphalt shingles in contemporary design, for possible publication, are invited.

FREE!... This booklet, "Choose Your Roof for rain... AND SHINE". 24 pages in full color. Filled with ideas on choosing and combining colors for exterior styling. From members or direct.

ASPHALT ROOFING INDUSTRY BUREAU

2 West 45th Street • New York 19, New York


Sponsored by 28 Leading Manufacturers of Asphalt Shingles—
Sidings—Roll and Built-Up Roofings



asphalt

SHINGLES

Construction's Biggest Dollar's Worth



Exide

EMERGENCY LIGHTING

A safeguard against lighting failure for the buildings you design

The vital importance of emergency lighting protection in buildings of public assembly is being demonstrated daily. Despite all precautions of utility companies, accidents beyond their control can cause interruptions of normal electric current. Storms, floods, fires and collisions may occur with little or no warning and can be a serious menace to electric power lines.

Eliminate the danger of lighting failure in the hospitals, schools, theatres, stores and other buildings you design. Exide Emergency Lighting provides safe, sure, modern protection. Batteries are always fully charged and ready to take over the lighting load *instantly* and *automatically* when other sources fail.


1888 . . . Dependable Batteries for 61 Years . . . 1949

"Exide" REG. TRADE-MARK U. S. PAT. OFF.

THE ELECTRIC STORAGE BATTERY COMPANY, Philadelphia 32 • Exide Batteries of Canada, Limited, Toronto

SCHLAGE

...first name in cylindrical locks



Saturn Design illustrated above
was used in a dull chrome finish for

Cincinnati's Terrace Plaza Hotel...

a Schlage installation of heavy-duty
cylindrical locks.

Architects. Skidmore, Owings & Merrill



SCHLAGE LOCK COMPANY

SAN FRANCISCO • NEW YORK



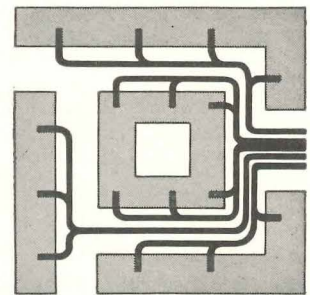
CONTAINER
CORPORATION
OF AMERICA
*provides perfect
working conditions
including...*

ANEMOSTAT *Draftless Air Diffusers*

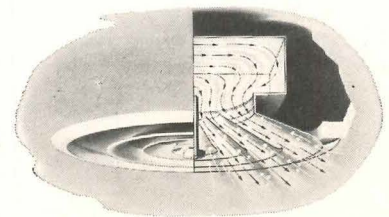
To insure draftless distribution of conditioned air in their Chicago offices, Container Corporation of America specified Anemostat Air Diffusers.

Because of their aspiration effect, Anemostats eliminate stale air pockets, equalize temperature and humidity. These devices permit a high number of air changes per hour with complete freedom from drafts. These comfortable working conditions mean fewer colds, less absenteeism, greater personnel efficiency.

By using Anemostat Air Diffusers in heating, ventilating or air conditioning systems, you can give your clients draftless comfort... a healthful, more profitable environment. Use Anemostats to correct faulty existing systems. Be sure to specify Anemostats for new installations. Write today for full information.



Schematic layout of duct work in the Chicago offices of Container Corporation of America
MORTON L. PEREIRA & ASSOCIATES—Architects & Engineers



The Anemostat Air Diffuser is distinguished by the exclusive feature of aspiration... drawing room air into the device where it is mixed, within the unit, with the supply air before it is discharged in a multiplicity of planes.

AC-1204


ANEMOSTAT

REG. U. S. PAT. OFF.

DRAFTLESS *Aspirating* **AIR DIFFUSERS**

ANEMOSTAT CORPORATION OF AMERICA
10 EAST 39th STREET, NEW YORK 16, N. Y.
REPRESENTATIVES IN PRINCIPAL CITIES

"No Air Conditioning System is Better Than Its Air Distribution"



LIGHT WEIGHT • SOUND PROOF • INSULATING

uniform

pumice

graded

FIRE PROOF • NAILABLE • SAWABLE

PRUDENTIAL LIFE INSURANCE BUILDING
LOS ANGELES, CALIFORNIA
Walter Wurdeman and Welton Becket
Architects
Murray Erick
Structural Engineer
William Simpson Construction Co.
General Contractors

A STRUCTURAL STEEL SAVING OF \$130,000 ACHIEVED WITH LIGHTWEIGHT PUMICE CONCRETE

1,000 tons of structural steel was saved in the construction of the Prudential Life Insurance building in Los Angeles. This was accomplished because of dead weight savings in structural concrete with light weight pumice aggregate. In addition to a considerable over-all net cash saving in structural cost, many other advantages were realized from the use of pumice. These include thermal insulation, fire resistance and ability to withstand earthquake shock.

UNIFORM GRADED PUMICE . . . the *naturally* better aggregate . . . offers many desirable qualities for modern building applications, ranging from small homes to the largest commercial and industrial structures. Concrete made with Uniform Graded Pumice Aggregate offers these proven advantages:

WEIGHT . . . Pumice achieves worthwhile weight savings in concrete mix design.

STRENGTH . . . up to 3,000 psi for structural use.

INSULATION . . . "K" factor as low as 1.6.

FIREPROOF . . . passes all standard fire tests with excellent rating.

SOUNDPROOFING . . . high acoustical insulation and minimum sound transmission value.

EXPANSION . . . identical with common concrete.

INERT . . . has no adverse chemical reaction within itself or with other building materials.

WORKABILITY . . . holds nails, saws easily.

ECONOMY . . . light weight reduces structural support requirements and foundation capacity; easier handling saves time on the job.

ENDURANCE . . . used in Roman structures now 2,000 years old.

For structural and non-structural uses . . . in monolithic concrete, precast concrete products, and concrete masonry units . . . Uniform Graded Pumice excels in every way—*naturally* a better aggregate.

UNIFORM GRADED PUMICE is a name applied only to pumice aggregate produced by members of the Pumice Producers Association. Write your nearest producer for technical data. Additional information is in your 1949 Sweet's Architectural and Engineering files.

This emblem stands for Quality Pumice suitable for aggregate in the production of lightweight concrete for structural purposes. It is for your protection; only members of the Association and their franchised manufacturers are permitted to display it.



PUMICE PRODUCERS ASSOCIATION

715 First National Bank Building, Albuquerque, New Mexico

PUMICE AGGREGATE
SALES CORPORATION
121 South Yale
Albuquerque, N. M.

DESERT MATERIALS
CORPORATION
6371 Wilshire Blvd.
Los Angeles 36, Calif.

LLOYD A. WILLIAMSON PUMICE, Bend, Oregon




Why not draw on Carrier experience?

LET'S face it. Planning efficient, year-round air conditioning for new or existing buildings is an exacting job. You've got to know the science of air conditioning—and you've got to know air conditioning equipment. Right there are two reasons for choosing Carrier.

Carrier doesn't build just units—it builds *complete* air conditioning for any need. It may be a Weathermaker for a suite of offices or a retail store, or a Weathermaster System for a multi-room building.

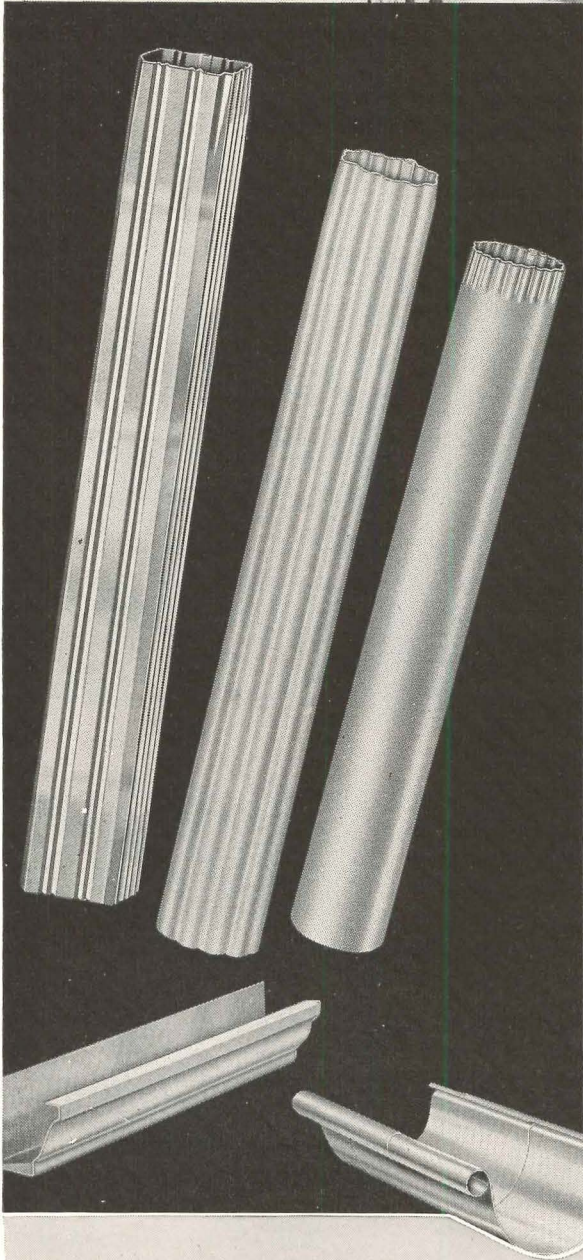

Whatever the size or type of installation, you know it's right when it's Carrier from A to Z. Every piece of Carrier equipment is designed to operate at peak efficiency in conjunction with other Carrier components to give a balanced system.

And behind Carrier Air Conditioning stands the most experienced engineering staff in the business, ready and eager to help you with technical assistance. Every Carrier branch office and every Carrier air conditioning dealer can provide the expert service of factory-trained engineers. Carrier engineers have teamed up for years with architects and consulting engineers to bring the finest possible air conditioning to each individual job. Carrier Corporation, Syracuse, New York.



Carrier

AIR CONDITIONING • REFRIGERATION • INDUSTRIAL HEATING



Berger Stainless Steel Roof Drainage Products include Snapite Eaves Trough; "K" Gutter; Plain Round, Corrugated Round and Corrugated Square Conductor Pipe; plus a complete line of all necessary fittings. All are made of 28 gauge Republic ENDURO Stainless Steel, type 301, No. 2 (satin) finish.

BERGER

Enduro

Reg. U. S. Pat. Off.

STAINLESS STEEL

ROOF DRAINAGE PRODUCTS

Last a Lifetime

Now, you can offer your clients the *lasting satisfaction* of stainless steel roof drainage systems. The COMPLETE Berger line of drainage products, including all necessary fittings, now is made of Republic ENDURO Stainless Steel—a metal already proved by more than twenty years service in buildings of every type.

You confidently can tell your clients that Berger ENDURO Roof Drainage Systems will last for the life of the building . . . are stronger and more attractive than ordinary systems . . . resist corrosive atmospheres . . . do not rust or tarnish . . . do not bleed or discolor paint . . . require little or no maintenance . . . and cost less in the long run. Any competent sheet metal worker can install them—quickly and easily. And, although paint is not necessary for protection, it may be applied to conform with building decoration.

Give your clients the lifetime service they want in their new construction, and in remodeling jobs—specify Berger Roof Drainage Products made of Republic ENDURO Stainless Steel.

**BERGER MANUFACTURING DIVISION
REPUBLIC STEEL CORPORATION
CANTON 5, OHIO**




REG. U. S. PAT. OFF.

STAINLESS STEEL ROOF DRAINAGE PRODUCTS




GET MORE AIR CONDITIONING




Refrigerated Cooler-air


the complete, ready-to-run "central plant" unit for a store—a floor—or a building



5 Every compressor line connection is protected from vibration by bronze-web flexible couplings. Not only do they eliminate noise, but they assure tight fittings for the life of the unit.



6 Heavy-duty compressor has well balanced crankshaft, extra large valves, suction oil separator that separates oil and refrigerant. Compressor and driving motor are force-ventilated.



7 Water baffle in evaporative condenser keeps cooling water from being drawn up into blower. Single motor operates blower and water pump. This blower also cools motor and condenser.

UNITED STATES AIR CONDITIONING CORPORATION

FOR EVERY DOLLAR YOU SPEND


Feature after feature to save you money

Think of this . . . you buy a complete air conditioning plant as easily as you buy a hot water heater. Every blower, condenser, motor, filter, coil and pipe is connected, charged, tested, balanced and ready to run.


You can forget about costly plumbing layouts and condensing towers. Three simple connections—to ducts, to water, to power—put the Refrigerated Kooler-aire in operation. You slash water supply bills by 95%. You have no expensive water disposal problems. You save on maintenance costs. You get the cheapest air conditioning you've ever heard of . . . yet you get the finest continuous air conditioning you've ever had.

You get a completely pre-engineered unit of whatever size you need . . . from 3 to 40 tons capacity . . . in a compact, beautifully finished cabinet that puts all your air conditioning machinery in one place, instead of scattering it out from roof to basement.


You get every one of the proved features detailed on these two pages . . . features that mean air conditioning economy, efficiency and satisfaction. You'll want to know more about Refrigerated Kooler-aire, and we'll send you complete information as soon as you tell us where to send it.




1 Refrigerant system is charged and tested in our plant. It is kept in perfect balance by automatic thermal controls that respond instantly even to the most sudden changes of temperature.




2 Blower in evaporative condenser is heavily galvanized after fabrication so that even the welds are completely protected from rust and corrosion. Efficient design assures quiet operation.




3 All electrical circuits are controlled from this simplified panel. Each of the motor circuits is individually protected against overload or other failure by its own fuse.




4 Twin gauges indicate head pressure and suction pressure of refrigerant to give you quick assurance that the unit is operating properly, that there's sufficient refrigerant in the system.



8 Two-stage evaporative condenser is integral part of unit. It eliminates old-fashioned water towers and expensive plumbing. It cools refrigerant to within 3 to 5 degrees of wet-bulb reading.



9 Water reservoir and return pump save you 95% of your water bill and practically eliminate costly water disposal problems. Automatic valve replaces evaporation losses.



10 This name plate on every Refrigerated Kooler-aire is the accepted symbol of the finest in air conditioning equipment . . . whether you're conditioning a store—a floor—or a building.

COMO AVENUE S. E. AT 33RD • MINNEAPOLIS 14, MINNESOTA



For modern beauty in durable hardwood

It's Bruce Block Floors!



The ideal floor over concrete

Bruce Block Floors are quickly installed over concrete by laying in mastic—without nails or splines. No clips, screeds or wood subfloor required.

Start with the durability, beauty, and long-time economy of hardwood floors. Then add smart, modern design. Doesn't that give you a perfect floor for apartments, homes, schools, offices, stores? That's exactly what you get in a Bruce Block Floor!

You also get a floor that's *most* practical from a construction standpoint. Bruce Blocks can be laid in mastic

directly over concrete. Installation is fast and economical. Where *pre-finished* Bruce Blocks are used, no sanding or finishing on the job is required. And you get the finest finish ever given a hardwood floor!

See our catalog in Sweet's Architectural or Builders Files. Or write E. L. Bruce Co., Memphis, Tenn., World's Largest Maker of Hardwood Floors.



Bruce Hardwood Floors

Prefinished and Unfinished

Bruce also makes Strip Flooring, Random-width Planks, Hardwood Moulding and Trim, Pine and Hardwood Lumber, Furniture Parts, Ceda'line Closet Lining, Terminix Ventilators, Everbond X Mastic, Terminix, Floor Finish and Maintenance Products.

the **NEW** Trend in lighting!

LOUVERALL LIGHTING WITH LUMINOUS VINYLITE LOUVERS CREATES A NEW EXPERIENCE IN SEEING!

The trend not only is unmistakably to louvered ceilings of light... but to ceilings with LUMINOUS LOUVERS!

When you experience the lighting effect achieved with luminous louvers it's not hard to understand why those who see it, so overwhelmingly prefer it!

The secret of "Sky-Glo's" superiority is in its exclusive Vinylite (plastic) louvers which not only reflect light but also transmit light.* Thus "Sky-Glo" provides a translucent ceiling that not only affords a means of obtaining more light without annoying glare but actually offers a new experience in seeing!

"Sky-Glo" makes possible these high levels of illumination (in range of 50 to 150 footcandles) with exceptional low brightness (less than 1 footcandle per sq. in.). The result: a soft glareless illumination that makes seeing easy; that creates a restful yet stimulating atmosphere; that makes one completely unaware, visually and psychologically, of the high levels of illumination that are responsible for this "new experience in seeing."

Translucent "Sky-Glo" louvers heighten the beauty of the ceiling and add a scintillating and harmonizing note to the entire decorative scheme. Add to these exclusive advantages of "Sky-Glo" all of the many conventional advantages of the louverall lighting system and you can see why the new trend in lighting is so definitely to Benjamin "Sky-Glo."

BENJAMIN ELECTRIC MFG. CO., Dept. Q-1, Des Plaines, Illinois

*Reflection Factor is 19%.
Transmission Factor is 71%.



Illustration above—the reception room of Cluett, Peabody and Company, Inc., 10 E. 40th Street, New York, N. Y. Designed by Robert Heller, Industrial Designer, New York City.

Illustration left—Wright Clothing Store, Greensboro, N. C. Designer and Contractor: Starr Electric Co., Greensboro, N. C.

Lower left illustration—Main Banking Area, Central Trust Company, Rochester, N. Y., Consulting Architect, A. G. Alexander, New York City.

"Sky-Glo" Lighting Manual Available FREE to Illuminating Engineers

For complete story and data on one of the most significant developments in fluorescent lighting history in terms of lighting performance, applications, modernization and maintenance, write for your complimentary copy of Bulletin "SG."

BENJAMIN

TRADE MARK


"Sky-Glo"

LUMINOUS LOUVERED LIGHTING SYSTEM

Distributed Exclusively Through Electrical Wholesalers R-3124-S



How to use GLASS

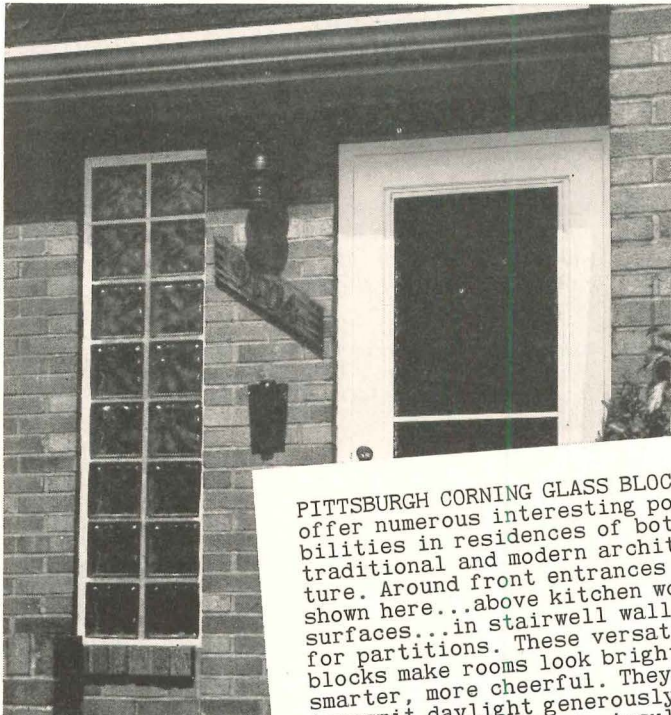


TO TAKE ADVANTAGE of attractive surroundings, picture windows like this are often indicated. Pittsburgh Polished Plate Glass is a superior glazing material for such windows because it is flawlessly transparent and has maximum surface beauty. Twindow, the "Pittsburgh" window with built-in insulation is especially suitable for picture window applications. Architect: Harshaw H. Hay, Milwaukee, Wisconsin.

YOU CAN MAKE a small room seem larger — give large rooms an added measure of grace and charm. You can perk up a dull expanse of wall—and please clients in numerous other ways by the judicious use of mirrors. "Pittsburgh" Mirrors are available made from regular Polished Plate Glass and from blue, green or flesh-tinted Plate Glass with silver, gold or gunmetal backing. Designed by A. E. Freudeman, Beverly Hills, Calif.



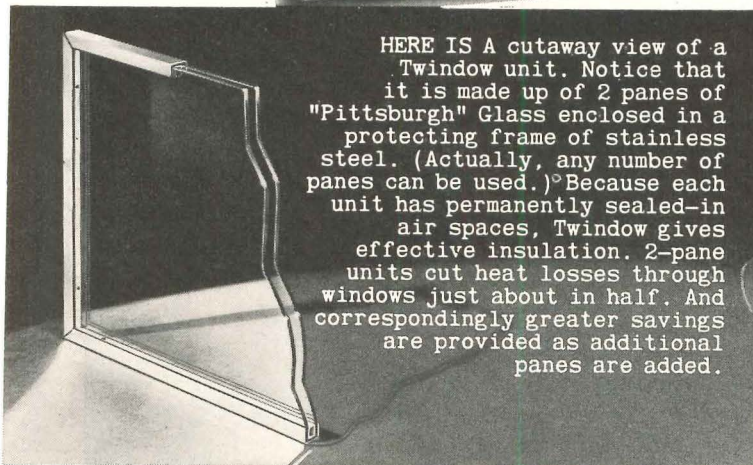
o advantage in Residences



PITTSBURGH CORNING GLASS BLOCKS offer numerous interesting possibilities in residences of both traditional and modern architecture. Around front entrances as shown here...above kitchen work surfaces...in stairwell walls, and for partitions. These versatile blocks make rooms look brighter, smarter, more cheerful. They transmit daylight generously, yet provide privacy. Their insulating properties cut heating costs. Designed by and for Risch Building & Real Estate Company, St. Louis, Mo.



A NEW Carrara edge pointing compound has been developed in "Pittsburgh" laboratories to assure better Carrara installations. Setting into a tough, resilient, non-absorbent film, the new compound maintains high adhesion to the edges of the Carrara Glass. This development is typical of the work being conducted in "Pittsburgh" laboratories — and typical of the spirit to constantly improve both the quality and the performance of "Pittsburgh" products.



HERE IS A cutaway view of a Twindow unit. Notice that it is made up of 2 panes of "Pittsburgh" Glass enclosed in a protecting frame of stainless steel. (Actually, any number of panes can be used.) Because each unit has permanently sealed-in air spaces, Twindow gives effective insulation. 2-pane units cut heat losses through windows just about in half. And correspondingly greater savings are provided as additional panes are added.

We believe you will find much to interest you in our illustrated booklet of ideas concerning the use of Pittsburgh Glass in building design. Send the coupon for your free copy.

Pittsburgh Plate Glass Company
2042-9 Grant Building, Pittsburgh 19, Pa.

Please send me, without obligation, your booklet entitled: "Ideas for the Use of Pittsburgh Glass in Building Design."

Name

Address

City

State

* Design it better with

Pittsburgh Glass



PAINTS • GLASS • CHEMICALS • BRUSHES • PLASTICS


PITTSBURGH PLATE GLASS COMPANY



new direction in housing




- **FLOOR DESIGNING** has become a more important factor—because of Kentile. Kentile's 23 colors and 5 feature strip colors are combined so easily and economically, in any way desired, that architects are planning floors both original and effective—in perfect harmony with all other elements.
- **CLEANABILITY** achieves a new meaning with the improved formulation of Kentile—especially in kitchens and foyers.
- **SMOOTH SURFACED** Kentile floors are preferred by more and more women today, even in bedrooms and living rooms, because Kentile floors make house cleaning so much easier and more satisfactory.
- **POURED CONCRETE** foundations, with or without imbedded radiant heating, are helping to solve America's need for low cost housing—and with Kentile on this concrete the house becomes a Home.
- **REMODELLING** is also more effective today because Kentile can now be applied on sound double wood floors with T & G top boards not over 3" wide.
- **ECONOMY** is synonymous with Kentile because it is so low priced and installation is so fast and simple.



DAVID E. KENNEDY, INC. Brooklyn 15, N. Y. Boston 16, Mass. Kansas City 8, Mo. Atlanta 3, Ga. Denver 4, Colo.
New York 1, N. Y. Washington 6, D. C. Chicago 32, Ill. Cleveland 14, Ohio Los Angeles 21, Cal.

"The building is most satisfactory in every respect"



Above: a strikingly handsome structure is The Northernnaire, country club hotel and spa, at Three Lakes, Wisconsin. Stanley W. Howe, A.I.A., Architect, Monroe, Wisconsin; Cy Williams, designer and builder, Three Lakes, Wisconsin.

Left: one of the beautifully appointed bedrooms in The Northernnaire.

The famous resort hotel and spa, The Northernnaire, at Three Lakes, Wisconsin has steel-framed floors and walls. "Because," owner Carl Marty, Jr. says, "low maintenance cost was essential and the lasting quality of Stran-Steel floor joists and studs was considered more important than initial cost. Stran-Steel framing was the recommendation of our designer and builder, and was immediately available. No condensation, plaster cracking or sound-conduction have developed. The building is most satisfactory in every respect."

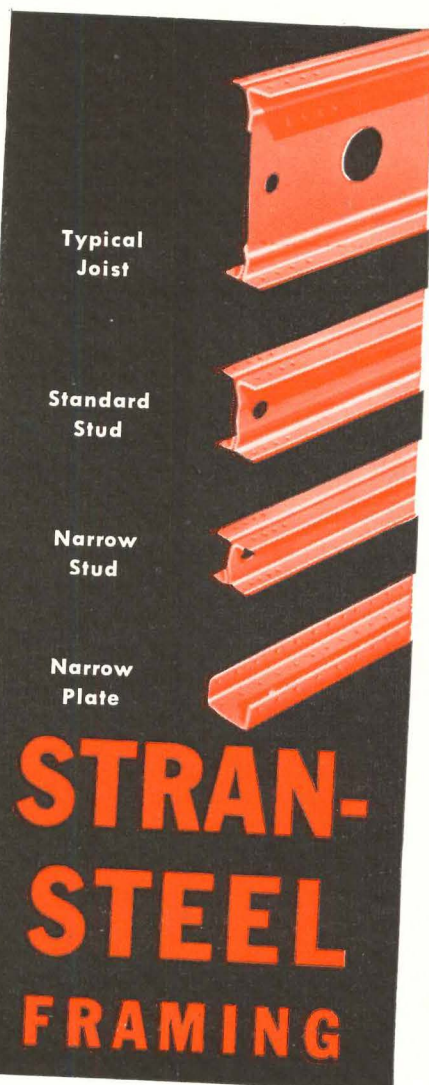
Stran-Steel framing members are favored where rigid construction, long life and low upkeep are essential. Yes, if you are planning quality buildings—residential, garden type apartments, commercial and industrial structures of not more than three stories—investigate the advantages of Stran-Steel framing.




STRAN-STEEL REG. U.S. PAT. OFF.

GREAT LAKES STEEL CORPORATION

Stran-Steel Division • Dept. 36 • Penobscot Bldg. • Detroit 26, Mich.
UNIT OF NATIONAL STEEL CORPORATION





an entirely

OTIS AUTOTRONIC *Traffic
Timed* ELEVATORING



ew concept of elevating

We've studied the American business day—your day! You're always in a hurry for an elevator. You're in a hurry to get UP to work in the morning... DOWN to lunch... UP from lunch... DOWN and UP for morning and afternoon appointments or snacks... DOWN at five. Hurry, hurry, hurry.

Now, we've made it possible for you to hurry without fuming—anytime! We've developed the first elevating system ever to be timed to the 6 changing traffic patterns of your business day. It's called AUTOTRONIC Traffic-Timed ELEVATORING because its AUTOMATIC and electRONIC features match service to traffic throughout your entire day. It's explained interestingly in a new Otis Booklet B-721-F. We'll be happy to send you a copy.

Address: Otis Elevator Company,
260 11th Avenue, New York 1, N. Y.



OTIS... first with Electronic Signal Control...
again first with Traffic-Timed Elevating

AMERICAN-Standard

First in heating . . . first in plumbing

*Cincinnati's new Terrace Plaza Hotel
selects AMERICAN-Standard Plumbing Fixtures*


■ To the long, growing list of the nation's outstanding buildings having American-Standard Plumbing Fixtures, add Cincinnati's newest hotel, the Terrace Plaza.

Here the choice of American-Standard products offered a double advantage.

First, because of the many different styles, sizes and colors offered, the architects had the widest latitude in designing each of the distinctive bathrooms for the 324 luxurious rooms and suites in this ultra modern hotel.

And, secondly, by making it American-Standard "all the way," the owners were assured of uniform quality throughout the entire installation . . . quality that would be reflected not only in the smart styling of the fixtures, but also in their long, trouble-free service.

For details about the complete line of plumbing fixtures, as well as information about American-Standard Heating Equipment, consult your Heating and Plumbing Contractor. **American Radiator & Standard Sanitary Corporation**, P. O. Box 1226, Pittsburgh 30, Pennsylvania.



It's no problem to keep this bathroom clean. The roomy **MASTER PEMBROKE BATH** has a smooth, heavy coating of acid-resisting enamel on durable cast iron. And the quiet **AFTON WATER CLOSET** is made of genuine vitreous china. Both fixtures harmonize with the hotel's distinctive atmosphere.

Skidmore, Owings & Merrill—Architects
Jaros, Baum & Bolles—Engineers
Frank Messer & Sons, Inc., Cincinnati—General Contractors
E. J. Nolan Corporation, Cincinnati—Plumbing & Heating Contractors
Mutual Mfg. & Supply Co., Cincinnati—Wholesale Distributor of Plumbing Fixtures




Look for this

Mark of Merit

Serving home and industry

AMERICAN-STANDARD • AMERICAN BLOWER • CHURCH SEATS • DETROIT LUBRICATOR • KEWANEE BOILER • ROSS HEATER • TONAWANDA IRON



STUYVESANT TOWN Gets

READY-MADE HEAT via RIC-WIL Insulated Piping

● Yes, everything's right here for the 32,700 people who are housed in this modern, mid-Manhattan community. That's the way the Metropolitan Life Insurance Company planned it.

57 separate apartment buildings, ten to fifteen stories high, shopping areas, parks, playgrounds, underground garages—everything needed for modern living by 11,255 families—without an inch of space used in fuel storage or fuel consumption for comfort heating or service water.


Instead of fuel this modern city takes delivery of the end product it wants—heat—in a form that's most convenient for its needs. It thereby minimizes fire hazards. 650 million pounds of steam, produced at the New York Steam Corporation's East River Power Station, is delivered annually to Stuyvesant Town and Peter Cooper Village.

Underground, throughout the area, there's a network of steam lines distributing this heat to every point where it's needed—in quantities and at pressures required. All of this "ready-made heat in its most convenient form" is distributed underground in these communities in Ric-wiL Insulated Piping Units.


Architect: Irwin Clavan, Consulting Engineers: Meyer, Strong and Jones, General Contractor: Starrett Bros. & Eken, Heating Contractor: Baker, Smith & Company.



"Housing America", a Ric-wiL book on mass housing and central heating is free to everyone having a bona fide use for it. Write for Form 4804. Address the Ric-wiL Co., Dept. 189.




The FLAME OF FREEDOM HOUSE...◇




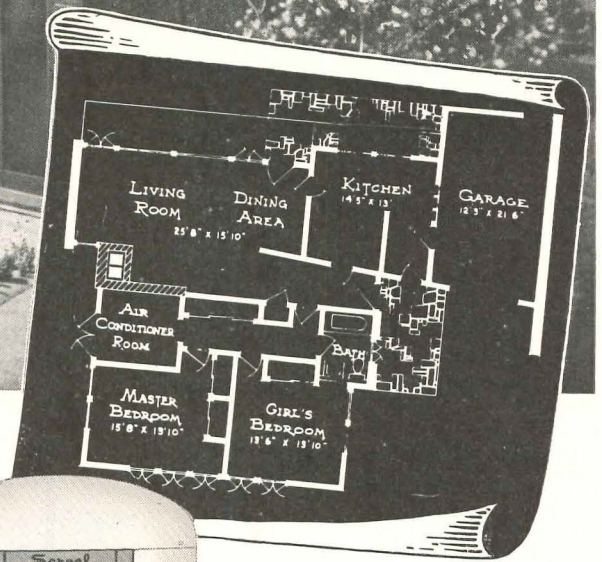

Co-sponsored by Servel, Inc., and Better Homes and Gardens Magazine, The Flame of Freedom House provides the last word in a modern, moderate-priced home. Thanks to scientific planning and all-gas equipment, it brings new freedom to average-income families—freedom that results in greater comfort, convenience, health, and safety. Yes, freedom has been literally built into the plans. For—in addition to large rooms, abundant light, a picture window, and generous closets—this home is air-conditioned year round by Servel . . . food is protected night and day by Servel . . . hot water for every household use is provided around the clock by Servel. You'll find the complete story of the Flame of Freedom House in the February issue of Better Homes and Gardens Magazine.

Servel Inc.
EVANSVILLE 20, INDIANA




The Servel **ALL-YEAR** Gas Air Conditioner

The Flame of Freedom House was especially designed for Servel All-Year Gas Air Conditioning. This means that families living there will be forever free from summer heat, winter cold, dirt, draughts, humidity, pollen and prowlers. And yet, this home costs little more than an ordinary home with a good winter heating plant. Planning a house around air conditioning makes many savings possible. No basement excavation is needed. Porch, screens, and storm sashes are eliminated. And the cost of duct work can be held to the minimum.



The Servel **GAS** Refrigerator

The different Servel Gas Refrigerator certainly occupies a dominant place in the Flame of Freedom House. For this is the only refrigerator that assures owners freedom from the noise and wear of moving parts. That's because Servel doesn't have a single piston or pump, valve or compressor in its entire freezing system. A tiny, silent gas flame does all the work. And, of course, the Gas Refrigerator offers every worthwhile cabinet feature, including a spacious frozen food compartment, moist cold, dry cold, and a big flexible interior.



The Servel **BALL-TYPE** Gas Water Heater

The presence of the ball-type gas water heater brings freedom from work, worry, delay, drudgery. Based on a new, different operating design, Servel delivers all the hot water needed for modern living's rapidly increasing requirements, including the huge demands of automatic washing appliances. And yet, Servel has a lower operating cost, greater safety and durability than any other heater made. Thus unmatched efficiency and service is the result of Servel's exclusive copper ball tank, internal heat-exchanger, and double insulation.

The Flame of Freedom House was designed by the distinguished architect **DAVID SEARCY BARROW** as one of the 5-Star Homes (*plan No. 1902*) sponsored by Better Homes & Gardens Magazine. This house was reproduced and demonstrated at the Atlantic City Auditorium during the American Gas Association Convention, October 4-8, 1948.




SEE MODEL AT BUILDERS' SHOW

You can see a model of the Flame of Freedom House in the Servel booths 90-93, at the Builders' Show in Chicago . . . February 20-24. And for a free illustrated booklet, write to Servel, Inc., Evansville 20, Indiana.

Newton, Iowa



1000-home project uses
KIMSUL* insulation throughout!



Builders choose KIMSUL for its Low Cost — High Insulating Efficiency

Pictured here are three of the 35 different styles of houses being built at Newton, Iowa, employing streamlined construction methods devised by Chief Engineer J. Buford Jenkins. This is a 100% site-prefabricated project. Leaders of the non-profit organization financing it, say the houses will sell for \$8,000-\$10,000. It is expected that 1000 units will be completed within three years—all of them insulated throughout with KIMSUL

Whether you're building one house or a thousand, investigate first the many advantages of using KIMSUL insulation. For KIMSUL, with a "k" factor of 0.27, is the only many-layer stitched blanket type of insulation—and that means uniform efficiency over every inch of covered area. No thick spots—no thin spots where heat can leak out. What's more, KIMSUL comes in light, handy, compressed rolls, so it's easier and more profitable to install. No need for skilled workmen or expensive machinery. And KIMSUL is the only insulation with the fire-resistant Pyrogard* cover.

For further information, see your distributor, or write for our free booklet covering the latest techniques in the insulation field.

KIMBERLY-CLARK CORPORATION
Neenah, Wisconsin

America's Finest New Homes are insulated with Kimsul!



*T. M. REG. U. S. AND CAN. PAT. OFF.

New G-E Wiring System Offers Unlimited Possibilities In Modern Lighting Control

**Multiple Switching from Many Locations
Available at Low Installation Cost
With G-E Remote Control**

Switch your garage lights ON or OFF from any room in your home—in hospitals, give every patient a light switch next to his bed—in industrial plants and commercial buildings, let every night watchman have a centralized bank of switches for all lights in his area. These are just a few of the many possibilities that can be brought about by the new remote control system, recently announced by the General Electric Company.

Easy to Install

Using existing methods for wiring all power circuits, the General Electric remote control system requires no new materials or techniques except in the switching circuit itself. In this circuit a small, low-voltage relay does the actual switching. Control of this relay can be placed practically anywhere in a building, simply by installing lightweight wires from the relay to conveniently located

wall switches, specially developed for this purpose. "Easy as wiring a doorbell," is the way one observer described this circuit.

Because this new system cuts the cost of materials used in multi-switch applications, because it makes possible a large number of controls on any individual circuit, General Electric remote control clears the way for wide use of multi-switch control in structures of all types.

Keeps Costs Down

In residential wiring, this new system means real "dream-home" electrical control even in residences where costs must be cut to the bone. Simple applications include the example of garage lights given above—also attic fan and cellar light controls in various parts of the house. In the completely modern house, all lights and outlets can be controlled from various locations.


Here are the essential components of the new General Electric remote control system: the switch, the small transformer (not shown), the relay, and the lightweight No. 18 wire. All accessories necessary for the system are manufactured by General Electric and sold through your General Electric Construction Materials distributor.

In dormitories, institutions, and commercial buildings, General Electric remote control can provide an effective centralized system for lighting control. Whenever "lights-out" regulations are in effect, a master panel of remote control switches can be used to enforce these regulations for an entire building or a whole floor. In commercial structures or plants, a similar system can be used to turn out lights left on after hours. Commercial and industrial operations can profit by the over-all multi-switch control offered by this system.

Offers New Ideas

To everyone concerned with building and remodeling, this new system offers a completely new range of ideas on flexibility in the use of electricity. To the architect, it means a new era in electrical convenience in structures of all sizes and types. To the buyer and the investor, it means increased workability and extra value, now and in the years to come. To the electrical contractor, General Electric remote control offers a vast, new field for his services.

To answer questions on the applications of General Electric remote control—to explain the procedure and the materials required—the General Electric Company has prepared an informative booklet on the subject. This booklet is a valuable guide for everyone interested in this new system. To get your copy early, simply fill out the coupon and mail it today.



*Learn the Facts
on this important new system
Mail Coupon Now*

Section D28-25
General Electric Company
Bridgeport 2, Connecticut

Please send me your new booklet on General Electric remote control.

(Name) _____ (Title) _____

(Company) _____

(Street) _____

(City) _____ (Zone) _____ (State) _____

GENERAL  ELECTRIC

A BLENDED PART OF THE BUILDING'S DESIGN




The new Grinnell Quartzoid Ceiling Sprinkler combines full standard protection with almost unnoticeable appearance. This new head protrudes only 1" below ceiling yet provides coverage for both ceiling and floor area. All piping is hidden above the plaster or acoustic panels. Approved by Underwriters' Laboratories.

PUZZLE: Look for the new built-in fire protection!

It's hard to spot... for the *new* GRINNELL QUARTZOID CEILING SPRINKLER blends perfectly with modern architectural treatments, yet it provides the same trustworthy fire protection that has typified all Grinnell Sprinklers for the better part of a century.

For the sake of preserving the beauty of *your* interiors, consider this new unobtrusive Grinnell Sprinkler, and consider it while your plans are still in the drafting stage! Get in touch with Grinnell, for there is a Grinnell System of Protection to meet the requirements of every type of commercial, industrial and institutional building. Grinnell engineers, long experienced in working with architects, are always ready to help you. Grinnell Company, Inc., Providence 1, R. I. Branch offices in principal cities.



GRINNELL


A U T O M A T I C S P R I N K L E R F I R E P R O T E C T I O N

*Twelve Zones
of Comfort...*



Hydro-Flo* Heating

gives each tenant
individual control of temperature




70°



75°

**PLUS AMPLE HOT WATER
ALL YEAR 'ROUND**

The Water Heater unit of a B & G Hydro-Flo System furnishes abundant hot water, night and day, summer and winter. It is heated by the same boiler that heats the building.



The simplicity of B & G Hydro-Flo Heating equipment assures dependable operation and insignificant maintenance. Basic units consist of a B & G Booster Pump, Flo-Control Valve, Water Heater and MonoFlo Fittings.

Temperature regulation in apartment houses has always been notoriously inadequate—resulting in tenant discomfort and extravagant waste of fuel. B & G Hydro-Flo Heating—a forced hot water system—provides an easy solution to the problem.

The apartment house illustrated here was constructed with a B & G Hydro-Flo System, divided into twelve heating zones. Each apartment was served by a separate zone; hence, each tenant could set his thermostat for any desired temperature without affecting the comfort of other building occupants.

B & G Hydro-Flo Heating adds further to comfort by its sensitive control of the heat supply. *It automatically changes the rate of heating to meet changes in the weather . . . saves fuel so often wasted by overheating.*

There are no limitations to the application of B & G Hydro-Flo Heating. This forced hot water system is being used today on a nation-wide scale in small low-cost homes, factories, institutions and commercial buildings.



SEND FOR CATALOG
OF B & G HYDRO-FLO
HEATING PRODUCTS



BELL & GOSSETT

Morton Grove, Illinois
Dept. AW-32,

Company



SPACE SAVING—A FACTOR . . .

Streamline
 TRADE MARK REG. U. S. PAT. OFFICE

**HELPS
 PROVIDE
 IT!**

Conservation of space is a very important consideration, especially in large public buildings and hotels. The more space that can be utilized for rentable apartments, the more income produced. Since STREAMLINE Fittings are not connected by flaring or threading, no room is required for wrench play to tighten the Fittings into place, nor need any allowance be made for protruding valve stems, which on threaded pipe, must be swung in an arc to secure. Valves and fittings are installed in a minimum of space, they are located exactly where required, and soldered.


The installation of STREAMLINE Copper Pipe and Solder Type Fittings under normal water conditions assures many, many years of trouble-free, efficient service at low cost. Copper and bronze do not rust. STREAMLINE Pipe is made from pure copper. STREAMLINE Fittings are manufactured in copper and bronze.

Copper Pipe loses less heat by radiation than ferrous piping, particularly if the surface is kept polished, although copper itself is a very rapid conductor of heat. Therefore, it naturally follows that there is considerably less loss when the heated element, water or steam, is being conveyed from the point of generation to the points of distribution through copper pipe of uniform, unclogged, internal conducting area.

Plan on specifying and installing STREAMLINE Copper Pipe for new construction — or for replacement.



STREAMLINE
 PIPE AND FITTINGS DIVISION
MUELLER BRASS CO.
 PORT HURON, MICHIGAN



BUY BEAUTY *by the foot!*

Specify Martin-Parry METLWAL for Distinctive Partitions and Paneling

YES, planning beautifully distinctive interiors is a lot simpler when you call for smart, modern METLWAL! Factory-finished in rich, natural woodgrain reproductions or baked enamel finishes . . . METLWAL will not chip, crack or craze; does not reflect harsh, metallic light; is Bond-

orized against rust and corrosion.

METLWAL is easy to erect, too! Erection crews merely . . . (1) attach floor and ceiling channels; (2) insert studs in channels; (3) snap on panels; (4) slip on base. All panels and parts may be cut on the job with a saw. One man can handle a full-size panel. *Only a*

few standard parts from warehouse stock. No need for plaster in new construction and for filler boards of other materials at ends or above cornice level. Write today for your copy of latest catalog A-2. See how METLWAL can help you plan beautiful interiors! Address: Martin-Parry Corp., Toledo 1, Ohio.

MARTIN PARRY
MP
 PRODUCTS

METLWALS

**ALL-FLUSH PANELING
 MOVABLE PARTITIONS**

69 Years of Service

**ENGINEERING AND ERECTING SERVICE AND
 WAREHOUSE STOCKS FROM COAST-TO-COAST**

NORTHERN HARD MAPLE FLOORING *Is Truly Resilient*


A floor of Northern Hard Maple is a true floor—not a floor covering. And, *truly resilient*. Northern Hard Maple's resilience absorbs shock—means less fatigue and real comfort underfoot.

Northern Hard Maple, with its tough-fibre and tight-grain has remarkable resistance to indentation and abrasion. Yet, it is *truly resilient*. For over 50 years, architects have specified **MFMA** Maple for floors in school classrooms, gymnasiums, auditoriums, bakeries, textile mills, industrial plants, stores, warehouses, roller skating rinks and residences. They know Northern Hard Maple affords everything these floors require—resiliency, warmth, beauty, smoothness, sanitation, long life, easy cleaning and inexpensive maintenance.


Buildings planned for permanence deserve a true, resilient and permanent floor. Northern Hard Maple welcomes close comparison for all-round suitability, for cost, for investment value. The superiority of Northern Hard Maple is acknowledged. Consider **MFMA** (trademarked) Maple in strips or patterned designs. It is association supervised and guaranteed.

Consider also, Northern Hard Beech and Birch for many spaces in your building projects. Write us for details—See Sweet's for catalog data.


MAPLE FLOORING MANUFACTURERS ASSOCIATION
Room 386—46 Washington Boulevard
Oshkosh, Wisconsin



Patterned MFMA Maple floor in new ultra-modern bread plant of Fuchs Baking Co., Miami, Fla.—Consulting Engineers: W. E. Long & Co., Chicago.



MFMA Northern Hard Maple floor—Auditorium, Banker's Life Home Office Building, Des Moines, Iowa—Tinsley, Higgins & Lighter, Architects.



Hard Maple Floor in Rayon Mill—Photograph courtesy Westinghouse Electric Corporation.

FLOOR WITH **NORTHERN** HARD MAPLE
BEECH AND BIRCH

WITH COPPER TUBES,

you subtract installation time . . .

add years of rust-free service



WHETHER it's a heating installation like this one, or a simple plumbing job for a small home, Anaconda Copper Tubes offer the advantages of comparatively easy installation, freedom from rust, light weight, smooth flow through solder-type fittings moderate cost and long-term service.

The economies afforded by copper tubes make them a paying investment not only for water lines, but also in forced circulation hot water heating, as well as for lawn sprinkler systems, tank-to-oil-burner, bottled gas and other connections.

Anaconda Copper Water Tubes, Types K and L, together with solder-type fittings are supplied by wholesale distributors from coast to coast. Further information in Sweet's, 1948, A-26-1.

4776-B


ANACONDA
from mine to consumer

Anaconda

COPPER TUBES

THE AMERICAN BRASS COMPANY

General Offices: Waterbury 88, Connecticut
Subsidiary of Anaconda Copper Mining Company
In Canada: ANACONDA AMERICAN BRASS LTD.
New Toronto, Ont.



THEY GOTTA GET OUT, TOO


The Von Duprin exit devices on these doors assure safe, quick, easy exit . . . at every season of the year, at every minute of the day or night.

Von Duprins are strong, dependable, silky smooth in operation. They take the wear and tear of daily use, and still have abundant reserve strength for the tremendous strains of emergency demands. They do all this for scores of years at a maintenance cost that is practically nil.

**VON DUPRIN DIVISION
VONNEGUT HARDWARE CO., INDIANAPOLIS 9, INDIANA**

Von Duprin

TRADE MARK REG.



Check windows in 40-mile wind

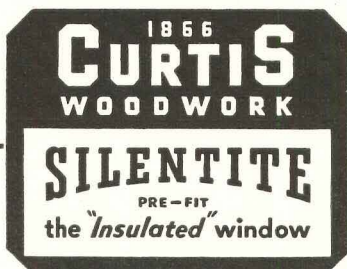
and you'll choose CURTIS Silentite!

In a 40-mile wind you'd soon know the difference between Curtis Silentite and ordinary windows. For under such conditions, Silentite allows 20% less air infiltration than the famous original Silentite—America's first "insulated" window.

There are scientific reasons for Silentite's superior weathertightness. "Floating" weather-strips press snugly against the side of the sash, yet allow easy movement. Gone is the conventional check rail—in its place a new type rail with specially designed weather-strip members. Bronze spring leaf weather-stripping at the head and sill complete this superior window design. And Silentite is a *wood* window for maximum insulation value and reduced heating costs.

Silentite Windows are easy to operate—have no weights, cords or pulleys. They have the streamlined beauty that comes from slender mullions and wide glass areas. Toxic and water-repellent treated, Silentite windows assure lasting value in any size or type of home.

When in New York, visit the Curtis Woodwork display at the Architect Samples Corporation, 101 Park Avenue.



Send for the
Silentite Window Book

Curtis Companies Service Bureau
AR-2S Curtis Building, Clinton, Iowa

Please send me book on Silentite Windows, including casements.

Name.....

Address.....

City.....State.....

I am


Architect

Contractor

Prospective Home
Builder

Student

(Please check above)



KOHLER PLUMBING FIXTURES

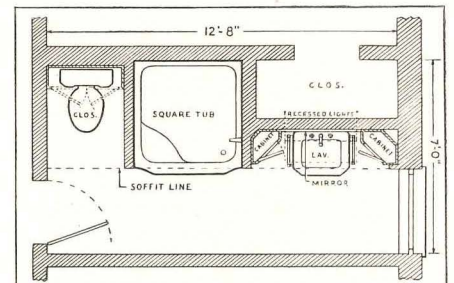
a source of permanent pride and satisfaction

No explanations are needed when plumbing fixtures carry the Kohler name. Home owners know the Kohler name and quality reputation, built through 76 years of doing things well. They know "Kohler" means beauty and dependability in the highest degree.

The Times Square Bath is roomy and convenient to use, yet its compact 4' x 4' dimensions often allow extra closet room. This bath has a handy corner seat. Fixtures come in pure white or delicate pastel shades.

Kohler's extra value at no extra cost

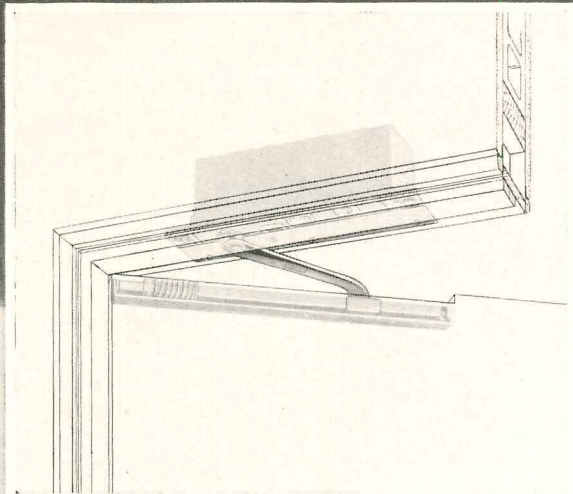
is represented in the lustrous, glass-hard, easy-to-clean Kohler surfaces—in the non-flexing iron base of the bath, cast for rugged strength and permanent rigidity—in the precision-made, chromium-plated brass fittings. The efficient Triton shower fitting is shown with the Niedecken mixer. Graceful, convenient Jamestown pedestal lavatory is made of highest quality vitreous china. Well-worth close-coupled closet works smoothly and quietly. Kohler Co., Dept. 25G, Kohler, Wisconsin.



This arrangement illustrates the extra closet room which use of the Kohler Times Square Bath frequently allows. The fixtures are well placed for convenient access, and though the bathroom is compact there is plenty of storage space.

KOHLER OF KOHLER

PLUMBING FIXTURES • HEATING EQUIPMENT • ELECTRIC PLANTS



• Controlling the 3'6" doors of this playroom and all patient rooms, the LCN 206 Overhead Concealed Closer. Requires only 3 $\frac{3}{8}$ " width x 4 $\frac{1}{4}$ " x 11 $\frac{1}{2}$ " of space. Lever arm gives high closing power; folds into stop for complete concealment. Closer easily adjusted without removing anything; protected from dust and water by its location. Used with wood or metal construction.

Door Control, too, Needs Careful Planning

to Assure Best Operation...to Protect Your Design Details

• Many an architect has discovered, too late, that installation of exposed door closers has defaced or marred the details of doors and doorways he took such pains to design.

Unnecessary nowadays! Twenty years of LCN door control engineering have made available eleven types of concealed closers, located above the door, within the door, and in the floor. They handle properly and economically every (swing) door control problem an architect meets. They guard his work from serious defacement. They give the owner sound long-term value. They are convenient to service. No LCN-equipped door need ever be out of *use* more than a few minutes because of closer servicing or repairs.

Pictured above, a typical interior door in the Memorial Hospital, Springfield, Illinois. Burnham & Hammond, Inc., architects, with commendable foresight, specified suitable control for every door, in the planning stage. LCN concealed closers on all prominent doors; LCN standard exposed type closers on rear area doors where appearance is not so important.

LCN presents the fullest range of choice in dependable, proved door control devices, with greatest flexibility in type and cost for each building's requirements. Latest LCN catalog 11-a, virtually a manual on the subject, promptly sent on request. LCN Closers, Inc., 466 West Superior St., Chicago 10, Ill.

OVERHEAD AND FLOOR CONCEALED



AND EXPOSED TYPE DOOR CLOSERS

COPPER MAKES COMMON SENSE

ST. AGNES CHURCH, NEW YORK. A. MUNDER & SON, INC., ROOFING CONTRACTOR

FOR BIG JOBS . . .




FOR SMALL JOBS!

ON big jobs and small jobs . . . in great cities or little towns . . . it makes sense to use copper whenever you want lasting sheet metal construction. For, of all the commonly used sheet metals, copper is the most enduring when exposed to the elements.

And whenever you design or install sheet copper construction, it will pay you to take full advantage of the new technical data developed by the Revere Research Laboratories. You'll find these data in Revere's booklet, "Copper and Common Sense." This authoritative manual of sheet copper construction has been widely distributed to architects and sheet metal contractors, and there is probably a copy in your files. Be sure to refer to it as your guide to fine and durable sheet copper construction.

Revere materials are available from leading distributors throughout the United States. A Revere Technical Advisor will always be glad to consult with you without obligation.



NEW CHAPEL OF LATTER DAY SAINTS, CHARLOTTESVILLE, VIRGINIA. J. H. SMITH, ROOFING CONTRACTOR

REVERE

COPPER AND BRASS INCORPORATED

Founded by Paul Revere in 1801
230 Park Avenue, New York 17, N. Y.

Mills: Baltimore, Md.; Chicago, Ill.; Detroit, Mich.;
New Bedford, Mass.; Rome, N. Y.
Sales Offices in Principal Cities, Distributors
Everywhere.

*Richmond's
at home in
any Kitchen!*



FOR ECONOMY INSTALLATIONS—Richmond Wall Hung Sinks. The Sewanee, plate No. 1554, illustrated here, is a good-looking, roll rim, single drainboard sink. Drilled for combination fittings and large strainer. Right hand drainboard (plate No. 1556) and left hand drainboard (plate No. 1554), both 42" x 22".



FOR COUNTER-TOP SINKS—Richmond Flat Rim Sinks. Illustrated is the Shelton, plate No. 2115. A double compartment, flat rim sink—drilled for supply fittings. Sizes 32" x 21" and 42" x 21".



FOR BASE CABINETS—Richmond ledge-back sinks with single or double drainboards. Drilled for deck-type supply fittings with hose and spray. Model shown is the Servilla, plate No. 1535, available in two sizes; 54" x 25" and 60" x 25".




FOR CLOSE QUARTERS—Richmond Sink and Trays. These compact combinations are ideal for restricted space. Drilled for deck type swinging-spout supply fittings. Laundry tray compartment a full 13" deep. Two sizes; 42" x 25" or 50" x 25".

Whether you specify or install—Richmond Enameled Cast Iron Sinks are a credit to any job!

Whiter-white, acid resisting enamel—clean-cut modern design—plus rugged cast-iron assure certain satisfaction to your customers... This complete Richmond sink line ranges from a 42-inch sink, with right or

left drainboard—for small installations, up to the double sink, double compartment 72" Serbin for the finest kitchens... No matter what your sink problems are, Richmond has the answer for you.



RICHMOND

RICHMOND RADIATOR CO.—AFFILIATE OF REYNOLDS METALS CO.




Vitreous China at its best is embodied in the Richmond line of fine lavatories.



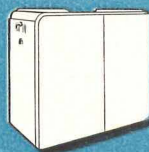
Vitreous China



Gas Boilers



Enameled Cast Iron Ware



Winter Air Conditioners
Gas—Cast iron or steel
Oil—Steel

See your wholesaler or MAIL COUPON TODAY

AR-2

Richmond Radiator Company
19 East 47th Street, New York 17, N. Y.



I am interested in further information on the Richmond Enameled Cast Iron sinks. Please send me full details. No obligations, of course.

Name.....

Company.....

Address.....

It's AGITAIR For Correct Air Distribution at Stix, Baer & Fuller Department Store



Engineers: Weil & Moses

Contractor: Sodemann Heat & Power Co.

100% air distribution from off-center installation is achieved by versatile Agitair Type R with three-way diffusion in auditorium of Stix, Baer & Fuller, St. Louis department store.

Stix, Baer & Fuller, leading St. Louis department store is assured correct air distribution with Agitair Type R Diffusers. Why? Because Agitair Type R's deliver 100% air distribution in any shape area from any location — with no noise, no drafts, no blank

corners, no hot spots, no cold spots. Can you overlook these important Agitair advantages? *Write for Complete Data.*

AIR DEVICES, INC.
17 East 42nd St. • New York 17, N. Y.
AIR DIFFUSERS • AIR FILTERS • ROOF EXHAUSTERS

Equipment you can confidently recommend to your clients



THE NEW AMERICAN PRESSURE INSTRUMENT WASHER AND STERILIZER

*Washes, Sterilizes and Dries
2 Full Trays in 1/5 the usual time*

Speed, however, is not the only advantage your clients get from the new pressure-type American Instrument Washer and Sterilizer.

This modern equipment features a heavy welded sterilizing chamber of Lukens Nickel-Clad Steel and Monel*—and trays of solid Monel.

These metals last long . . . and serve faithfully. They resist heat, moisture, steam—and a wide range of acids, alkalis and hospital solutions.

You do your hospital clients a lasting service when you suggest "Monel and Nickel-Clad Steel construction" for sterilizers.




THE NEW AMERICAN JR. ALL-PURPOSE AUTOCLAVE

For Office, Clinic and Laboratory Sterilization

This self-contained portable unit is designed to meet every requirement where a compact, single pressure steam sterilizer is needed. Precisely sterilizes instruments and supplies in about 25 minutes.

The "Junior" is fully automatic and self-compensating. One valve regulates all operations. Chamber is rectangular. *Two full trays of instruments can be sterilized at one time.*

Other features include: Accurate dial type thermometer. Automatic air discharge. No chamber drain valve is required. And of course, Monel—for pressure chamber, inner liner and instrument trays!



For More Information on sterilizer models with Monel and Nickel protection, write to:
AMERICAN STERILIZER COMPANY
ERIE, PENNSYLVANIA

Monel and Nickel



"TWO GOOD BETS

FOR LONG LIFE

IN HOSPITAL

EQUIPMENT"

EMBLEM OF SERVICE



THE INTERNATIONAL NICKEL COMPANY, INC.
67 Wall Street, New York 5, N. Y.


*Reg. U. S. Pat. Off.

Modern Standards

FOR MODERN HOMES


THE FUEL SAVING CHRONOTHERM

... Honeywell's famous electric clock thermostat—the finest ever built—assures carefree heating comfort and fuel economy.



THE NEW AIR DIFFUSION REGISTER

... affords a draft-free, even flow of air to every nook and cranny of the room—for either high or low wall forced air installations.



ALWAYS specify *Honeywell* to provide the homes of your clients with the latest features in heating comfort.

With Honeywell's new Chronotherm—the finest electric clock thermostat ever built—homeowners enjoy the most carefree heating comfort they have ever known, plus substantial fuel savings. At bedtime, Chronotherm automatically lowers the temperature, or entirely shuts off the heat supply. Then, in the morning, heat is restored before the family arises. The

result—never a worry about heating plant operation, with fuel economy as well.

For all forced air installations, the handsome new Honeywell Register puts an end to discomforting blasts of air. Instead, an even blanket of air is diffused to every corner of the room. Cold spots are eliminated—so are unsightly wall and ceiling streaks. And installation costs are drastically reduced. Minneapolis-Honeywell, Minneapolis 8, Minnesota In Canada: Leaside, Toronto 17, Ontario.

Remember, month after month, powerful national advertising keeps right on building overwhelming acceptance for Honeywell.

MINNEAPOLIS
Honeywell
CONTROL SYSTEMS

73 BRANCHES FROM COAST TO COAST WITH SUBSIDIARY COMPANIES IN: TORONTO • LONDON • STOCKHOLM • AMSTERDAM • BRUSSELS • ZURICH • MEXICO CITY

CODES, COSTS AND STANDARDS

WHILE architects, engineers, builders, manufacturers and building officials have long been aware of the burden of the obsolete, inflexible, specification-type building codes, it is only recently that the public has become aware of the necessity for radical change and politicians have taken up the cry. Newspapers in the past few months have headlined at least one governor's demands for a new code to reduce costs, especially in view of expanding public housing and school building programs. An era of new freedom for the development of more efficient, economical building materials, techniques and administration is about to be ushered in.

A universal performance code will mean a new freedom for manufacturers to develop materials, have them tested once and then approval given for use on a national instead of a local basis: a new freedom for architects, engineers and builders to devise new ways to design assemblies of materials rationally, economically and imaginatively. The "performance" type code will perform still better its prime function of safeguarding the public from the structural, mechanical, fire, sanitation and use hazards of buildings.

Three things are necessary if the universal, uniform building code is to be adopted and effective — (1) The code must be of the performance type, setting standards "to meet the functional requirements of structures in terms of their intended use"; (2) the code must set standards for tests of material, equipment and their assemblies; (3) the code must set standards for administrative procedures. (ARCHITECTURAL RECORD, March 1946.)

One such code is becoming a reality under the auspices of the Building Officials Conference of America, Inc., which has now released its abridged code for use by smaller communities. Their master code is scheduled to appear this year. The National Board of Fire Underwriters, which has published suggested codes since 1905, has just issued its 1949 edition, based on performance requirements.

A performance code demands a most important next step, for it creates the need for an organization which will function in the testing and approval of materials and assemblies. The duties of the organization would range from the setting up of testing standards, methods, and procedure, to evaluating test results and determining performance ratings, and finally to disseminating such information and interpreting it. Present organizations and facilities within the industry should be coordinated for these purposes rather than attempting to create and impose a new governmental agency to carry out these functions. Pending legislation on housing (which will probably involve far-reaching sections relating to standards and research) should be examined to see that it augments rather than contravenes the work already accomplished toward a uniform performance code. The time is ripe for the adoption of such a code throughout the country, and the building industry's own facilities and know-how should be employed to the full in setting the standards, in testing and in interpreting.

Kenneth K. Stowell

EDITOR





Damora

A HOUSE FITTED TO THE BERKSHIRE HILLS

Marcel Breuer

ARCHITECT

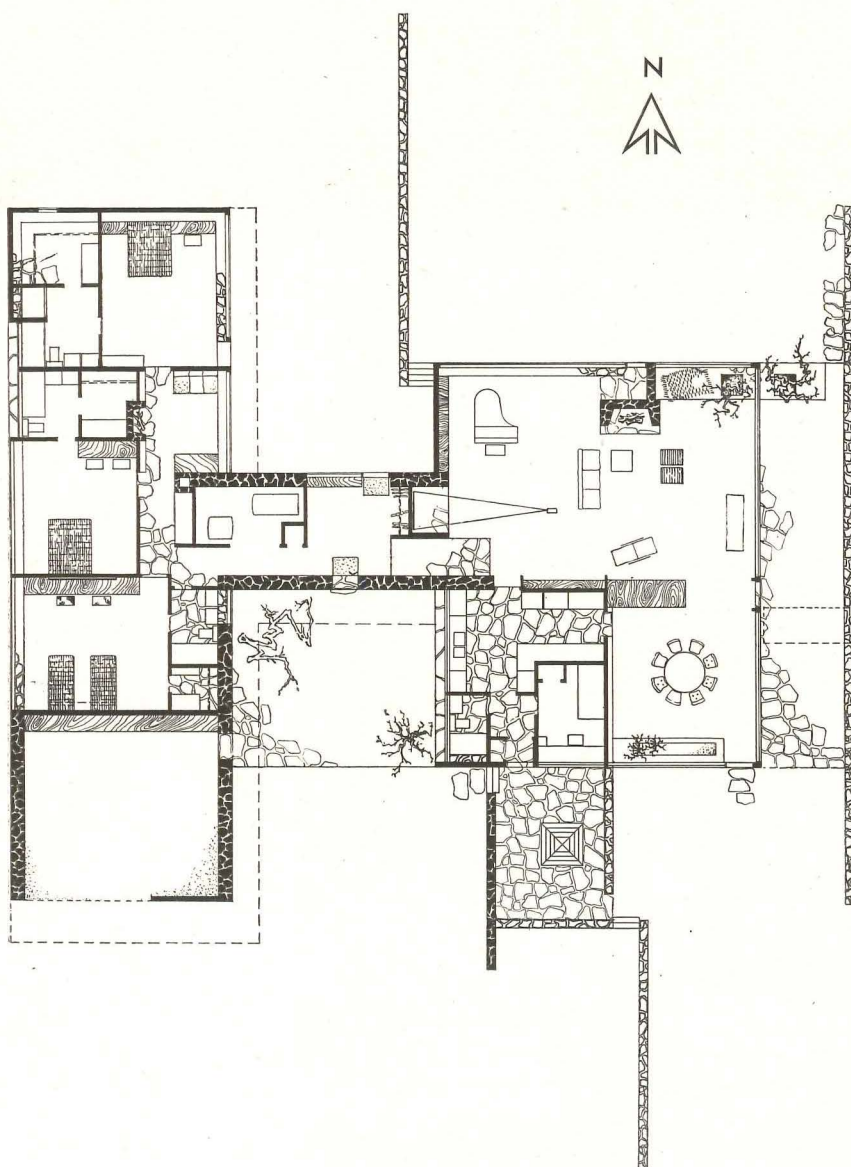

IT is by the resolution of strong opposites that this house gains its character. Breuer as architect avoids easy rustic "blending"; on a magnificent site outside Williamstown, Mass., he has pitted strong geometry against the big Berkshire hills. Yet the butterfly roof-lines echo the hills; and by means of long stone fences or parapets the architect has "run the building out" and tied it in with the ground.

A sports-loving, skiing family asked to have virtually no barriers between itself and the great out-of-doors. Quartz-stone parapets are intended to act as psychological retainers *outside* the big glass walls, and keep


the space from "floating away." Despite the simplicity of the large house forms, and the unity of the work, the space cadences are highly multiplex.

The plan is an H-shaped, or "bi-nuclear" one, with the living room to the north and east (for view) instead of south (for sun); but the dining room is virtually a southern extension.

Materials are boldly contrasted: multi-hued tapestries of rusty-toned field stone against smooth, natural golden cypress, against subtly painted sheets and lines of trim, in light grays, blues, greens, yellows — and even an off-white pink — playing with the polished glass.




Here's a "bi-nuclear" H-plan turned ninety degrees for views north, east, west. The patio entrance arrangement, to the south, is worth special study. Garage, main entrance, kitchen entrance are closely grouped but service areas segregated nonetheless. The living room, to the right of the entrance, turns a corner around a head-high bar and china closet, to become the dining room. "Pass-through" arrangements between dining space and kitchen have been strictly avoided. The north suite of the bedroom wing, to the left in the plan, is the master bedroom, with dressing room and bath to the west, and to the south a miniature sitting room and study with fireplace. The next suite is the daughter's and the bottom suite the guest's. From the entrance court to the garden court there is a glimpse right through the connecting corridor into the garden court off the master bedroom





Damora

Visitors have found the entrance patio one of the most successful features of the house. From the garage (seen across-page) the way leads through a blue-stoned paved court (glimpsed at the left in the view above) to the entrance door (again at the left, in the view below). To the west the court is firmly defined and held by the garage stone wall and roof overhang; to the east it drops gradually away past the glazed kitchen wall (below) and successive stone walls, ever widening the area. As the entrance door is opened, there is suddenly another big vista, across the corridor and through the garden court to the north











Damora

The big visor facing the east originated in the owners' desire for a generous "unscreened porch." It admits cheerful sun, mornings; shades the terrace, afternoons. Breuer explains the sharp cleft, or well, near the middle of the overhang, as a device of multiple service: it carries a sense of the sky into the room; it encourages convection currents on still days, and funnels out storm winds which might otherwise threaten both the roof and the glass. In the larger horizontal view above may be glimpsed one of the clerestories (one for each wing) which admit more sky and light, and add another dimension of freedom in space




The little postage stamp view (left) repeats the color illustration on the Record cover, showing the north end of the living room. (At the extreme left on this cover picture is the piano.) The fireplace capitalizes the rusty local quartz. Ceiling is polished birch plywood. Floor is carpeted with Haitian rush matting. Glass wall is full curtained with fibreglas fabric, and cove light (detailed overleaf) is reflected from plywood covering the truss. Desk is situated in the sitting-room study off the master bedroom

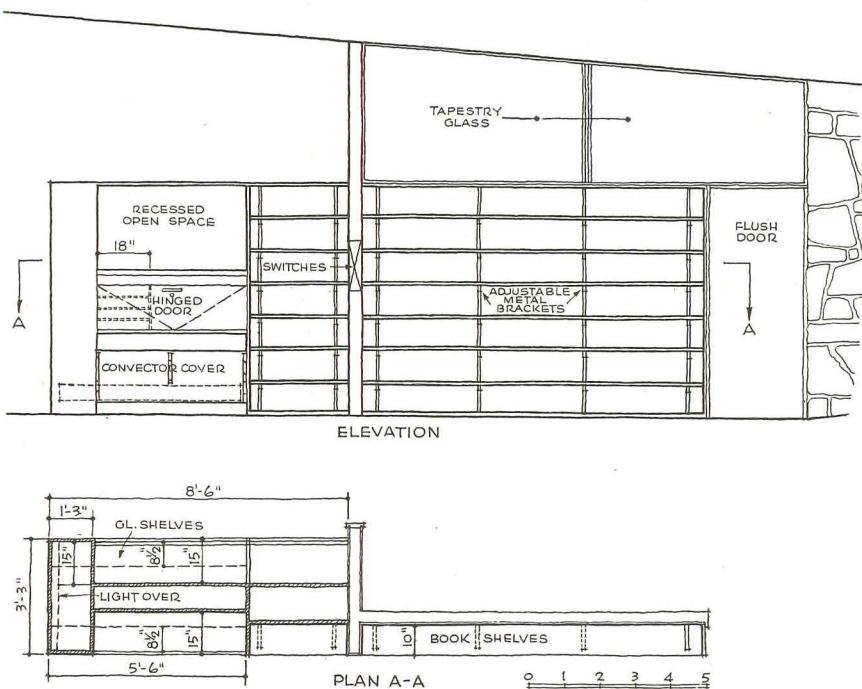
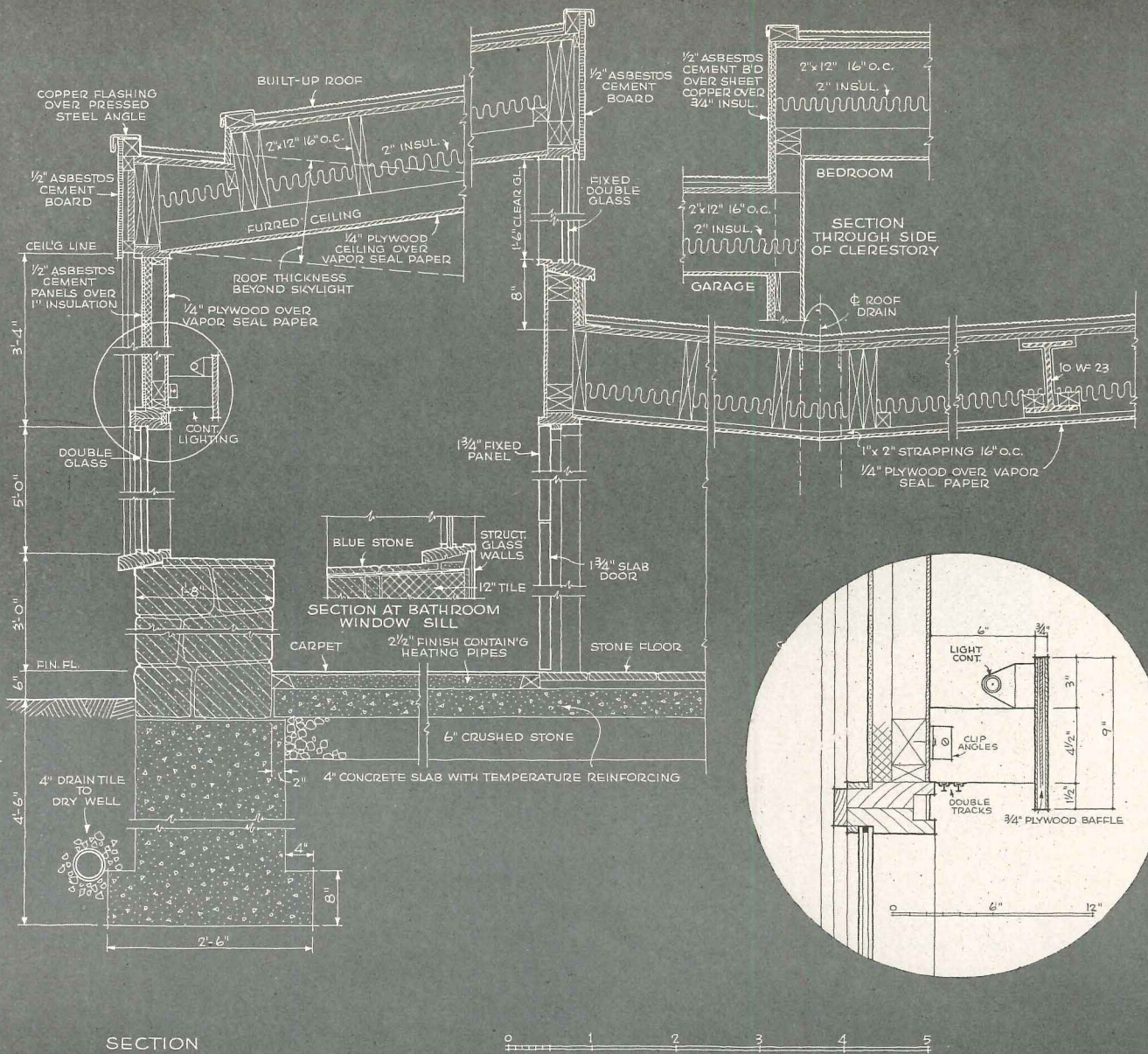




The little pantry leading into the dining room is also a compact office. The owner's wife enjoys the magnificent view as she sits at her linoleum-topped work desk with telephone (top view). Through the kitchen (top right) she can observe the entrance. The kitchen has built-in cabinet work aligned to the electric stove under metal casement windows (used throughout the house). Above is an acoustic-tiled ceiling and glass clerestory. Like all fixed-glass openings, this is double plate glass (Twindow). The floor, like all floors except living room and bedrooms, is hot-waxed flagstone (in this instance, blue-stone). Breuer believes this is the floor easiest to maintain; with radiant heating by copper coils under the floor (all through the house) it is warm in winter, cool underfoot in summer; and it carries right on through into the out-of-doors in places such as the forecourt, establishing space interpenetrations.

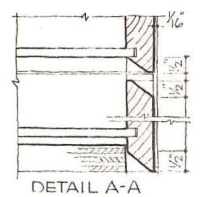
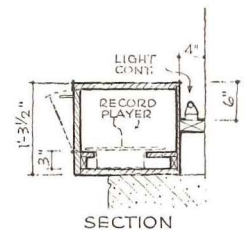
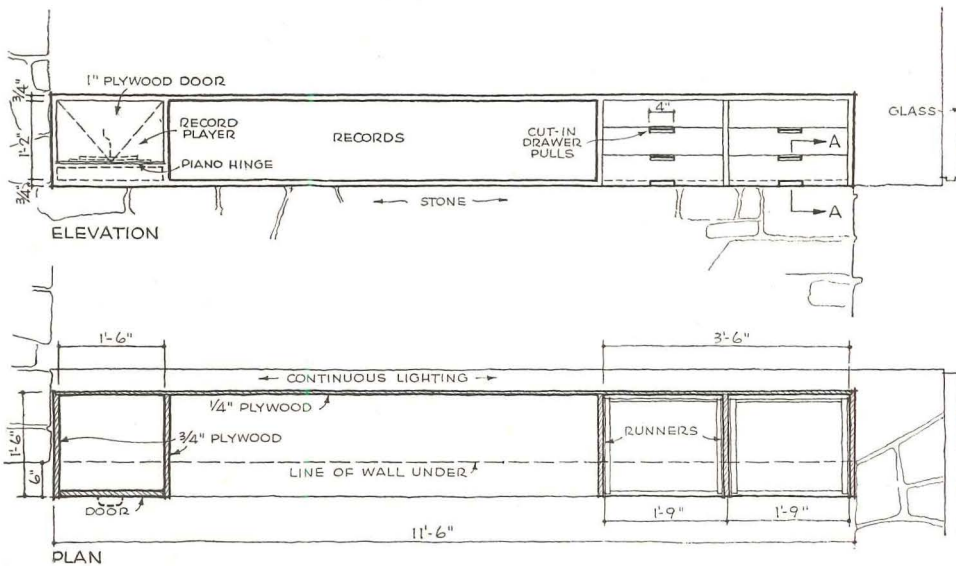
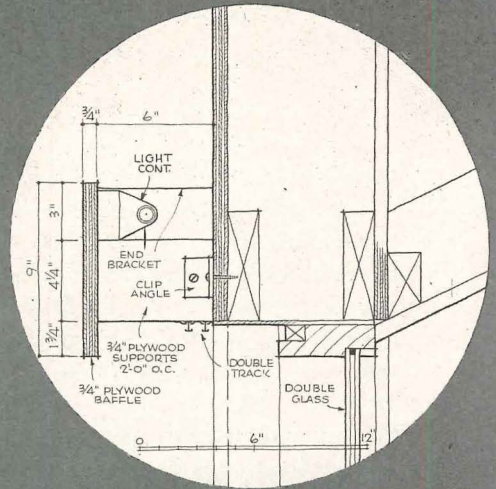
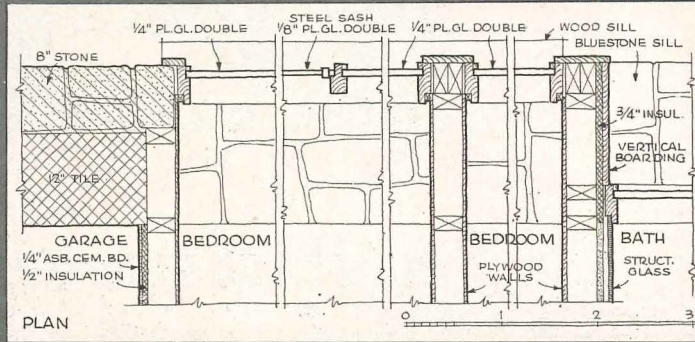
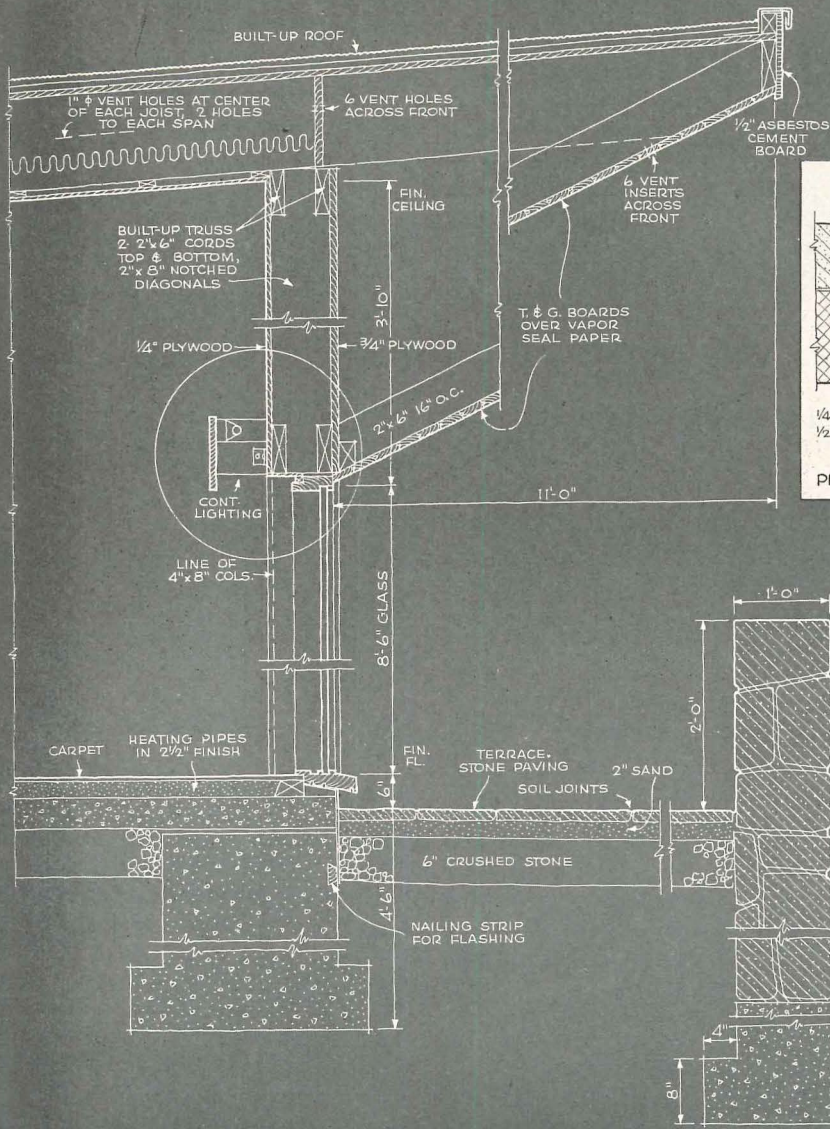
As a final view, the stone-wall sculpture seen below is the humble laundry and drying yard, with a drain at the center of its stone pavement; it lies adjacent to the kitchen, and the flagstones lead to the entrance patio or forecourt





Simplicity in the millwork makes it possible to handle a diversity of roof shapes and openings without strain. In the sections seen above (and especially in the enlarged detail at the lighting coves) there may be noted a single wooden profile which is used singly or doubled in a great variety of situations, as head- or side-jamb or as mullion, by being combined with a single thickness of casing board and another stock thickness of window-stop. Circled details show ingenious combination of window head, light cove and curtain track.

Detail at bottom of this page shows bookcase and storage space; on opposite page, special storage making it easy to use recorded music and sheet music.





Signing New York's wage stabilization agreement are, from left to right, Howard McSpedon, president of the Building and Construction Trades Council; Theodore Kheel, then director of New York City's Division of Labor Relations; and Fred J. Driscoll, chairman of the Building Trades Employers' Association Committee

WAGE STABILIZATION STIMULATES BUILDING

Labor and management organizations signed a wage stabilization agreement in New York that has worked and is working in spite of rising costs, and may well set a pattern in other cities that will encourage investors to undertake actual building now

MORE than a year has passed since an unprecedented wage stabilization agreement was entered into by the Building Trades Employers' Association of New York City, representing 23 trade associations and a thousand contractors, and the Building and Construction Trades Council of Greater New York and Long Island, representing approximately 200,000 A.F. of L. craftsmen.

The apparent effectiveness of the wage stabilization agreement in stimulating construction in the New York area, as evidenced by the increasing number of multi-million dollar projects underway on firm bid contracts, indicates a successful pattern of labor-management relations in the building industry that could be emulated by other cities.

The New York wage stabilization agreement is unique in several respects. It was an outgrowth of the Master Agreement, signed February 11, 1947, and required seven months of arduous negotiation between a five-man committee representing the B.T.E.A. and officials of 41 grade classifications in the Building Trades Council to consummate.

The preamble to the agreement sets the pace and epitomizes the desires of both parties. It says: "The parties to this agreement desire to insure a continuance of the harmonious and amicable relations now existing between labor and management in the building construction industry of the New York City area and desire to insure stabilization for the period hereinafter named of the rates of wages, hours and days of employment, and other terms and conditions of employment in order to induce construction and confidence in the construction industry."

Two of the outstanding articles of the agreement deal with productivity and apprenticeship training. In one, the union leaders subscribed to this statement: "They shall use their best efforts in the public's interest to increase production and reduce costs by maintaining maximum man-hour output and to use all machinery, tools,

appliances, or methods, which may be practical." This forthright statement was not embodied in the old Master Agreement. (ARCHITECTURAL RECORD, May, 1946.)

In regard to apprentices, the agreement provides that: "The several trade associations and the several trade unions shall jointly maintain apprenticeship systems which will provide an adequate force of skilled mechanics." The fact that today more apprentices are in training in the building trades in the New York area than ever before in history attests to the desires of labor and management to live up to the agreement.

The unique cost of living formula is another outstanding difference between the stabilization plan and the Master Agreement. In the latter agreement, provision was made for the reopening of wage negotiations each year during the life of the agreement. In contrast, the wage stabilization plan firmly fixes wages from January 1, 1948 to June 30, 1950, except for an unusual rise in the cost of living.

The formula provides that if the cost of living index in April, 1949, as reported by the Bureau of Labor Statistics, has increased *more* than 15 per cent over January, 1948, then the wage scale of each trade will be increased by one-half of the percentage rise above the 15 per cent. The increase would become effective, July 1, 1949 for the last six months of the agreement.

The wisdom of this formula, subscribed to by labor and management more than a year ago, is borne out by events. There is virtually no possibility that the cost of living index will reach the 15 per cent increase in the next two months. This means that present wage scales will continue through June 30, 1950. Contractors can figure labor costs today, confident that the rates will hold for at least another 18 months. This factor alone is a major contribution to a stabilized building industry.

After a year's testing in a period of rising prices, has the agreement been effective? Has it served to create an environment for investors to start long delayed building; does it help level off over-all building costs?

An official answer comes from Mayor William O'Dwyer of New York City. Commenting on a joint progress report on the wage stabilization agreement, submitted to the Mayor recently by officials of the B.T.E.A. and the Building Trades Council, Mr. O'Dwyer said:

"Both employees and contractors have had difficult and serious problems to overcome . . . (but) stabilization of wages and the leveling off on material prices now make possible firm bids that do away with possible rises that adversely affect contracts . . . It is important to note that these gentlemen, under trying circumstances brought about chiefly by rising costs, have done a remarkably fine job.

"This stabilization applies only in New York City and no place else in the nation. The City is grateful to them for their help in making it possible for the City to plan its future building program."

The progress report was submitted to Mayor O'Dwyer by Peter W. Eller, chairman of the board of governors of the B.T.E.A., and Howard McSpedon, president of the Building Trades Council. Emphasizing that without stabilization, responsible contractors could not risk bids on work which of necessity involved long time planning and a long time for building, the report said:

"After many months of hard negotiation the Building Trades Employers' Association and its constituent trade associations and thirty-odd trades of the Building and Construction Trades Council signed an agreement called, and truly, a stabilization agreement, which fixed wages for two and one-half years from January 1, 1948 to June 30, 1950. This represented something new in collective bargaining.

"With or since such agreement there have been parallel agreements with several trades who could not or would not become signators to the stabilization agreement. Only two trades have not yet fixed their wages on the agreed formula to June 30, 1950. This agreement fixes wages not only for the 1000 members of the B.T.E.A., but for all who contract for building construction in this area. There is, therefore, stabilization of wages until June 30, 1950, or foreseeable wage differences for all who build . . .

"It was not easy for the employers in the face of existing contracts, outstanding bids, obligations to their customers and other conditions, to agree to immediate wage increases as part of the stabilization agreement. It was not easy for leaders of the labor unions with whom there has been collective bargaining for more than fifty years to accept a long term agreement in the face of rising living costs. We are confident that our labor leaders and their unions will hold the line and we are hopeful that the stabilization agreement or its formula will cover the few trades not yet in agreement . . .

"Informed opinion in the industry holds that there is no reasonable expectancy that costs will decline in the year or more ahead. We believe that the report should inspire confidence in our contractors and their labor forces and should encourage construction now."

All segments of the industry — architects, engineers, builders, labor and material suppliers — have been much subjected to severe criticism since the end of the war, much of the criticism unfair and stemming from a misguided public which has not been fully informed on the problems and achievements of the complex building industry. Now, there is talk of a fourth round of wages increase in manufacturing and industrial plants. If permitted, the costs of building materials and equipment are likely to increase.

However, New York City finds itself in an enviable position in regard to building labor in the field. With wages frozen until June 30, 1950 and all indications that the union leaders will hold the line, there is little likelihood that the wage pattern will be upset. This factor alone underscores the advantages of effective collective bargaining between enlightened management and labor in the public interest.

A stabilized wage scale is a major contribution toward a stabilized industry. Both labor and management have a big stake in such stability, and with building costs reaching a postwar plateau, an increase in building means more jobs and a stronger, more efficient industry.

After the long months of bargaining which gave birth to the agreement, comments of the two co-chairmen of the negotiating committees express the enlightened attitude of labor and management.

Howard McSpedon, president of the Building Trades Council: "The agreement is unprecedented in many respects and there are many benefits to the industry, labor, and the public generally. The building mechanics are proud of their part in bringing about the accord."

Fred J. Driscoll, chairman of the B.T.E.A. committee: "The agreement is a major step toward stabilizing over-all building costs in Metropolitan New York and should help stimulate a higher level of housing and commercial construction."

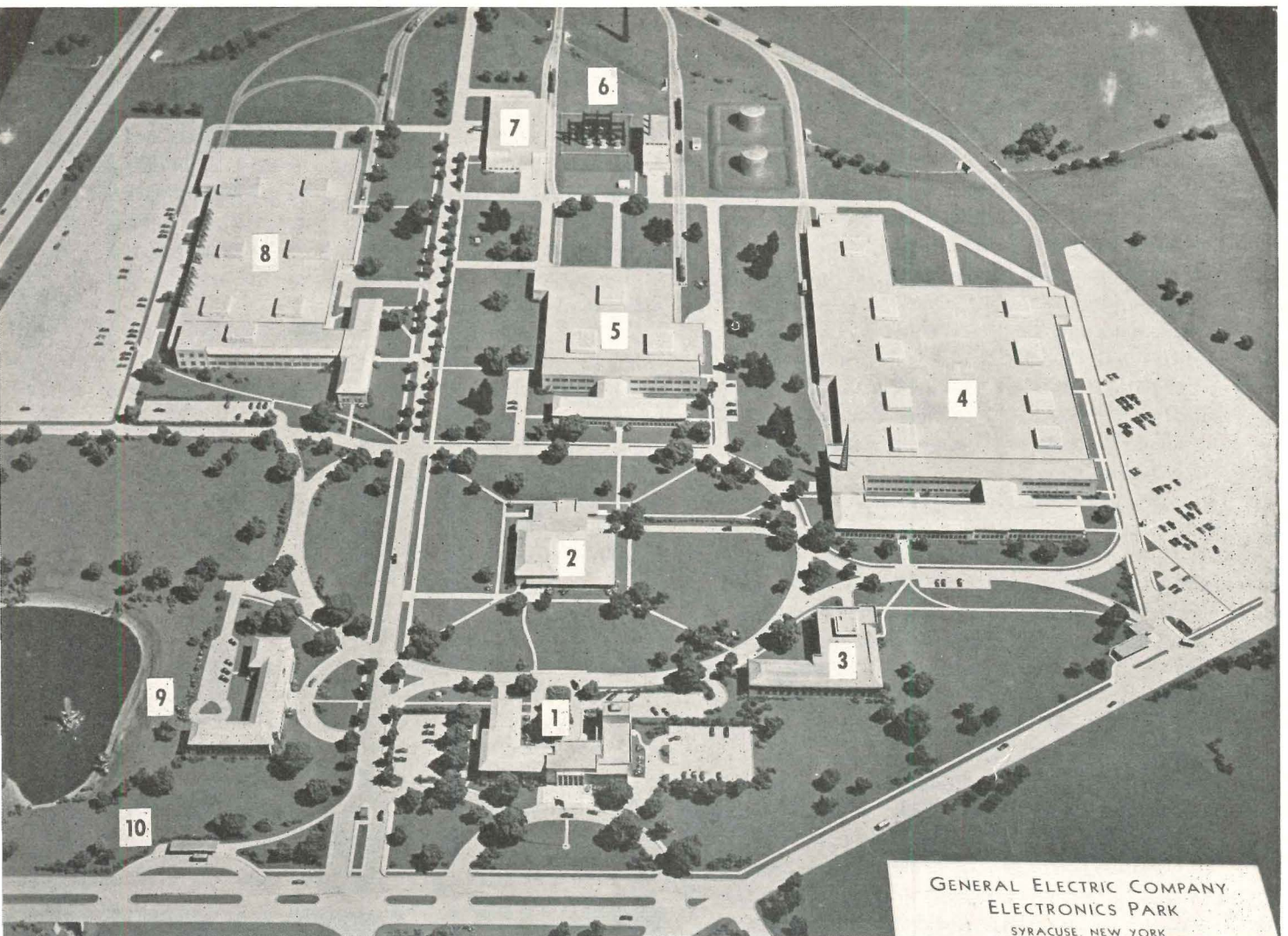
BTEA Committee which negotiated the wage stabilization agreement after seven months of collective bargaining with union officials representing the 200,000 building craftsmen in the Building and Construction Trades Council of Greater New York and Long Island. From the left: William G. Wheeler, secretary of the B.T.E.A.; August P. Petrillo; Fred J. Driscoll, chairman; Robert B. Miller; and Roger H. Corbetta



Electronics Headquarters Group for General Electric Company

Giffels & Vallet, Inc., L. Rossetti, Engineers and Architects

ELECTRONICS PARK, SYRACUSE, NEW YORK



LEGEND

- | | |
|----------------|-------------------|
| 1. Reception | 6. Boiler House |
| 2. Cafeteria | 7. Service |
| 3. Laboratory | 8. Transmitter |
| 4. Receiver | 9. Administration |
| 5. Specialties | 10. Bus Station |

REVERSING many of the familiar concepts of industrial developments, the electronics headquarters of the General Electric Company has combined electronics research and manufacturing in a campus scheme in a parklike setting, such as it has long had at Nela Park for lighting.


Instead of the usual huge manufacturing building, designed for concentration of processes and anticipating considerable expansion, Electronics Park divides its manufacturing activities in separate buildings for three distinct divisions, in none of which is expansion contem-

plated. While there is one general office building, each of the manufacturing divisions also has a separate office building. Research is concentrated in the Laboratory Building; and two other buildings — Reception and Cafeteria — group together various employee facilities.


This general *parti* is explained by the fact that Electronics Park is a nerve center for electronics; there are more than a score of manufacturing plants for electronic equipment scattered over the country. Such scattering grew out of wartime expansion, but it also follows a GE policy of dispersion of facilities. The Park, then, is

Goettscho-Schleisier Photos


RECEPTION BUILDING



CAFETERIA BUILDING





BOILER HOUSE





Gottscho-Schleisner Photos



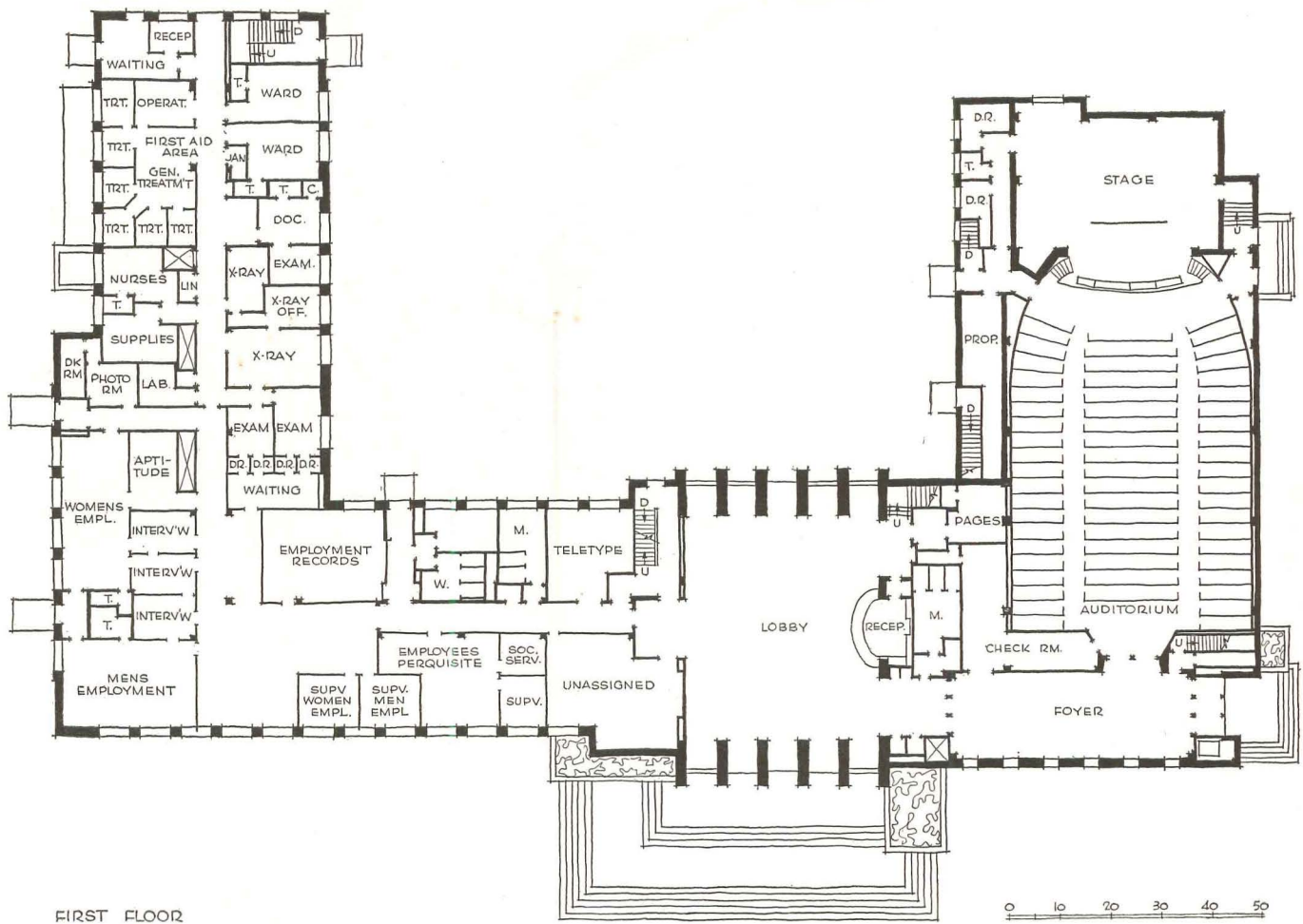
designed for 6,000 employees — this figure came from a study of available labor — and when manufacturing activities outgrow their portion of the Park they will be expanded with new plants elsewhere, or moved bodily. In general manufacturing activities at this headquarters will be those which need the most laboratory research (television for a current example). Transmitters and Specialties are the other manufacturing divisions now here, and these are likely to remain close to the research engineers.

Within the dictates of the campus concept the designers worked to achieve efficiency and flexibility in the individual buildings. The original design for the entire

project was developed in a modular system of brick and masonry, but at that time brick and other manufacturers were not ready for full-scale production of modular materials. It was necessary to change all details and dimensions to conform to old standards. It was still possible, however, to standardize on two-foot piers and six-foot windows in all laboratory and office sections.

These units permitted a basic space module of four ft., with offices or laboratories 8, 12, 16 ft., and so on.

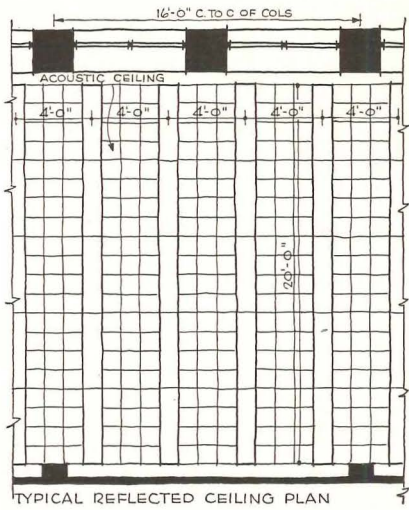
Flexibility in space use is maintained by standardization on metal partitions and metal pan acoustic ceilings, with lighting on four-foot centers and air diffusers and sprinkler heads at eight ft. Air conditioning units




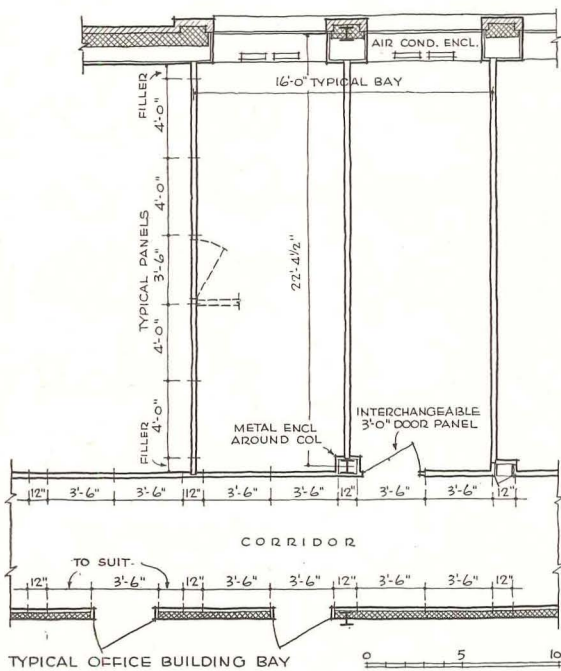
FIRST FLOOR

RECEPTION BUILDING

Reception Building is a multi-purpose building for visitors and employees. Here are show spaces for the products of the division, health and recreation facilities for workers, and a large auditorium useful for everything from theory lectures in radio engineering or demonstrations to visiting sales organizations to employee gatherings. The "camp" chairs shown make it easy to clear the floor



Gottsocho-Schleisner Photos



The typical office bay (above) measures 16' by 22'-4½" (column centers), has movable steel partitions and steel panel walls, metal pan acoustic ceiling and recessed fluorescent lighting. Virtually everything is movable and salvageable; permanent fixtures are on 4- or 8-ft. centers to match the space module

ADMINISTRATION BUILDING

While each of the three manufacturing units has its own office building, the Administration Building houses general offices of the Electronics Division (office of vice-president W. R. G. Baker below). Other office sections have the same module, the same finish and equipment; the Laboratory Building follows these general standards except in layout and equipment



under windows have removable metal panel fronts, so that interior wall and ceiling coverings are virtually 100 per cent interchangeable and salvageable. The steel cellular floor system provides full flexibility for wiring and other services.

Exterior walls are of iron spot, buff brick, with cinder block back-up, and Mankato stone trim, sills, copings and entrances. All sash are aluminum, and, since all buildings are completely air conditioned, all sash are fixed, without ventilators. All pitched roofs are of copper, on 1½-in. insulation board and precast concrete roof tile.

All manufacturing buildings were originally intended to have solid brick walls, but a shortage of brick masons drove the designers to something else. The wall used is of metal sheet in mansard type, with 1½ in. of insulation, painted to match the brick work (detail on p. 102).

Flexibility was of especial importance in the manufacturing buildings, because it is virtually certain that operations will see many changes. In both the transmitter and specialty plants, present processes and foreseeable future ones appeared to be best suited to 50-ft. bays across the building and 40-ft. bays the other way. In the receiver building (television) the layout pointed to 45-ft. spans across and 50 ft. lengthwise. Trusses




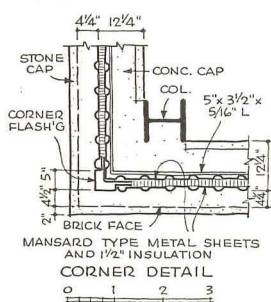
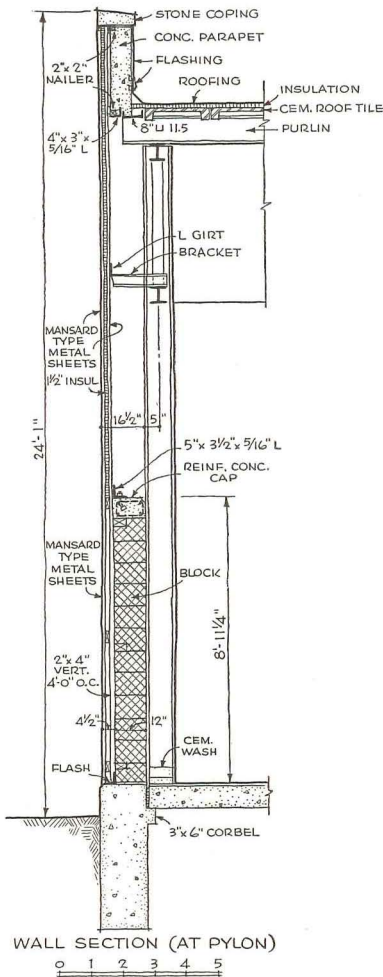

CAFETERIA BUILDING

The cafeteria building, located roughly in the center of the "campus," has cafeteria for plant employees, dining room for engineers (who comprise 10 per cent of all employees) and executives. There are also private rooms for visitors and meetings



**TRANSMITTER
BUILDING**

Due to a shortage of brick layers, manufacturing buildings depart from the standard brick finish with a more modern type of wall (section below). Wall is a mansard type sheet metal, with 1½ in. of insulation with some brick panels for relief




Above, one of the small laboratories. Below, the testing of the welded trusses before they were incorporated in the building. Note the hydraulic jacks between the pairs of trusses to produce the test loading to determine deformation (upper truss inverted to apply loading at same points as on lower truss)



**RECEIVER
BUILDING**

Like other manufacturing buildings, the receiver section has inside rail-road and truck docks. The 135 acres of the park require 3½ miles of track and 5½ miles of paved road so that trains and trucks may reach incoming and outgoing docks



Gottischo-Schleisner Photos

of the Warren type were designed originally for riveting, but it was later decided to use welding for all, and the connections were redesigned. Since the designs and connections began to get somewhat complicated, the engineers insisted on testing some of the trusses under load, to be sure that the intricate welded connections performed as anticipated. Three pairs of trusses were tested, the two in each pair opposing each other, with the load applied by hydraulic jacks between the two (photograph on p. 102). When everybody was satisfied, the designs were approved; the test trusses came through without any impairment and were used in the actual construction.


All of the buildings in the group are completely air conditioned. For the office building a unique design was developed to utilize GE window air conditioning units in conjunction with a conventional central fan system. Air is distributed, through wall grilles and ceiling diffusers from a central fan station, at a constant adjustable temperature normally set near the desired room temperature. Additional air called "primary air" is supplied to the window units, also from the central station. All air is returned through corridors to the central unit, where it is exhausted and replaced with 100 per cent outside air.

The bulk of the building's heat gain or loss is covered by the window units, circulating hot or chilled air as required, the wall and ceiling outlets handling mainly ventilation. Principal controls are arranged in a zone system for each building, but there are modifying controls on each window unit.

In the manufacturing areas the system is more conventional, with conditioned air supplied from central units at various points on the roofs. Air is discharged downward from ducts in the truss space. Small unit heaters around outside walls boost heating in severe weather.

The Receiver Building is the only one housing a real assembly line. The one below is one of three now rushing assembly of television receivers. A girl at each station takes less than a minute to add her little contribution of parts







David Fried, Architect

CAPE COD COTTAGE STYLED FOR SUMMER

Cottage for Mrs. Ruth Boardman, "Saltboxes," South Yarmouth, Massachusetts

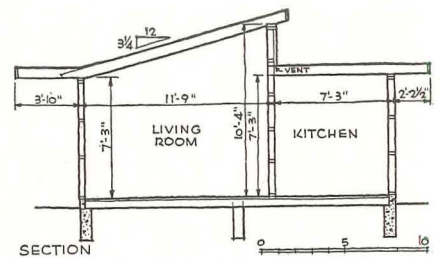
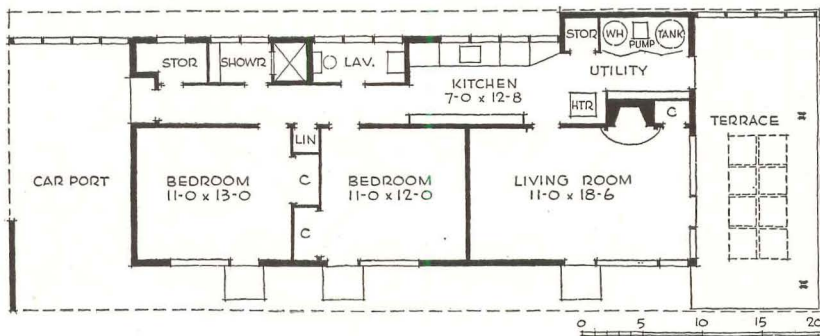





CAPE Cod in summer is as mild and delightful as it is blustery and cold in winter. So a house designed primarily for a sunny summer vacation can and should be quite different from the traditional snug, tight and tidy cottage. This house therefore makes the most of sun, breeze and view, opening the main rooms to the south, the services to the north. The clerestory invites a pine-scented air flow through the rooms, as well as added light. The kitchen, or galley, is small and doubles as a passage for economy's sake — not an objectionable feature where informal living is the rule. A forced warm air heating system is provided for, with a duct along the ceiling of the corridor serving all rooms.



The east terrace-porch is frequently used for dining, served through the utility room. Below, a broad roof overhang on the south side shields the living and bed rooms from too much sun or rain and the pines provide shade for outdoor living. Exterior, vertical T & G local pine, painted white

The plan is simple and direct, permitting easy, economical construction and straight-line mechanical equipment. Storage is both ample and strategically placed, even "functionally segregated." The living room day-beds can serve overnight guests, but if an additional room is ever needed the carport could be converted. The separate shower room and lavatory are convenient and desirable






Natural-finish local pine boards form attractive living room walls. The ceiling is painted a soft yellow-green and the upholstery is sienna, chartreuse and brick red. Window drapery has a yellow and tan leaf pattern on a gray-green background. The plaid wallpaper of the bedroom is a Dorothy Liebes design in sand and green, bedspread a deep green, rug sand-color, and drapery off-white. The yacht-chair adds a note of coral



The kitchen ceiling and one wall are of sheetrock painted a persimmon color which is found also in the plaid of the white and yellow curtains. Other walls are finished in natural pine. Lilian E. Kenrick was the interior decorator

APARTMENTS

ARCHITECTURAL RECORD'S BUILDING TYPES STUDY NUMBER 146



EASTGATE APARTMENTS—*as a new plan type*

SKIP-FLOOR CORRIDOR PLANS—*a promising trend*—by *Julian Whittlesey*

BIBLIOGRAPHY ON SKIP-FLOOR APARTMENTS



KILLIAN



SMITH



BROWN



DE MARS



KENNEDY



RAPSON



KOCH



WILLAUER



DAVIES

Shortly before Thanksgiving, 1948, two venerated New England institutions announced the joint construction of "the most unusual apartment building in America." (Record, Jan., 1949, p. 88)

With this "Eastgate" scheme, the Massachusetts Institute of Technology and the New England Mutual Life Insurance Company had broken a log jam. Actual construction was begun on a plan type only striven for in the U. S., though found occasionally in Europe.

In effect, it stacks a series of long three-story row houses, or "flats," on top of one another in a "strip" plan, a highly intriguing architectural idea.

Elevator banks are widely separated. By a "skip-floor" scheme elevators open at every third floor to long access corridors, which run either through the center of the building, or along one side, past every apartment door. Other floors are reached from the corridor floor by auxiliary stairs.

Occupants derive from this scheme certain strong advantages hitherto peculiar to non-elevator row houses. Every apartment has one exposure to the most favored orientation. Non-corridor apartments, situated on two floors out of three, have two opposite exposures, one at each face of the narrow, slab-like building. They therefore also enjoy full through ventilation.

Site planners gain the chance to use buildings shaped as long thin vertical slabs, indefinitely extendable, as a welcome relief from our ubiquitous cross shapes.

Being designed for actual execution, Eastgate has a case history almost ideal for a Building Type Study; and the wonderful cooperation of the two institutions and the architects has made available full material.

As stimulus to further development, Julian Whittlesey, architect of many advanced apartments in New York, analyzes the history of the plan type, suggests code revisions needed in some cities to clear the way.

CHIEF CONSULTANTS

George Willard Smith, Pres., New England Mutual Life Insurance Co.

James A. Killian, Jr., Pres., M.I.T.

A. O. Willauer, Architectural Consultant to New England Mutual

D. P. Appell, Vice-Pres., George A. Fuller Co.

Burnham Kelly, Director of Bemis Foundation at M.I.T.

MANAGEMENT CONSULTANTS

Richard J. Olds (New York)

Charles N. March (Boston)

ARCHITECTS-ENGINEERS FOR EASTGATE

ARCHITECTS

William Hoskins Brown (liaison) Carl Koch Robert Woods Kennedy

Vernon DeMars Ralph Rapson Dan Kiley (landscaping)

ENGINEERS

Thomas Worcester, Inc., Architects & Engineers

Thomas Worcester, Pres. (no photo) William Davies, Architect

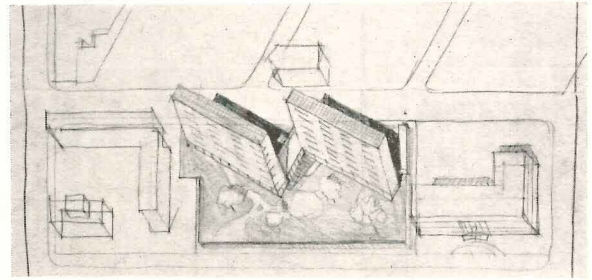
NOTE:

The architects have acknowledged a special obligation to William W. Wurster, Dean of the School of Architecture and Planning, M.I.T., for advice and counsel

"EASTGATE" APARTMENTS AS A FRESH PLAN TYPE

For the New England Mutual Life Insurance Co.

and Massachusetts Institute of Technology



INVESTMENT SAFETY DEMANDED IMPROVED PERFORMANCE

A SAFE long-term investment was what New England Mutual Life was looking for. In the field of rental housing, especially, it seemed to shrewd President George Willard Smith that safety lay in being ahead of the procession.

In this field (opened to life insurance companies in Massachusetts by 1945 legislation) high costs could be recovered and written down only by prolonged high-class demand, staving off obsolescence.

In March 1947, when A. Osborne Willauer, architectural adviser employed especially for housing research, discovered that Massachusetts Institute of Technology desired faculty housing, the directors saw opportunity. M.I.T. was another solid institution; it exercised an enormous attraction as a cultural center; its site on the Charles River Basin was superb.

Of more general significance to architects was the reasoning which said that "joining forces with M.I.T. would enable the best technical brains in America to go to work on this particular project." Early May, 1947, a sketch (above) by Vernon DeMars of the M.I.T. architectural school had been checked by Vice-President David Appell of George A. Fuller Co. acting as consultant. Mr. Appell's cost estimate, if prorated to final number of apartments, was 5 per cent higher than Fuller's present guaranteed cost for the finished building. On recommendation of Dean W. W. Wurster of the M.I.T. School of Architecture and Planning there was set up a collaborative planning method. A group of imaginative young staff members were to act as architects and planners; the old and experienced engineering firm of Thomas Worcester, Inc. furnished engineers plus the wise trained mind of William Davies, its own architect; and the insurance company was represented by far-seeing and tactful A. O. Willauer, its home-office architectural adviser. Richard S. Olds of New York and Charles N. March of Boston were called in as real estate management consultants.

The desire of the insurance client was that this, its first and prototype housing investment project,


be based on something "pretty tried and true as to future demand." It was thought that analysis during the war "might have brought forth some new plans that had proved to be of service meeting housing demands elsewhere," and were "in advance of current thinking." On a 1938 trip abroad, President Smith had already looked admiringly — and carefully — at the many balcony apartments in Amsterdam and Stockholm; on talking with bankers and insurance heads in those cities he had discovered that a great many of them lived personally in just such apartment dwellings, finding them eminently practical and livable.

Instead of selling the land, M.I.T. leased to New England Mutual, for 60 years, a $2\frac{1}{3}$ acre tract at the eastern end of its campus — hence the name "Eastgate."

Analysis soon established the desirable size in the range of 1000 rooms; and on this particular site, city planners gave this high density their approbation (page 112).— How the plans ultimately developed may be studied on succeeding pages.

Meanwhile New England Mutual had done its own research on investment housing. Compared to bond investments, rental housing has a procession of management problems associated with it, justifying higher returns. High building costs tend to cut these down. The splendid site, the assured sources of occupancy, and expert planning "in advance of current thinking," could offset many managerial problems but not the high costs. New England Mutual decided to reduce their effect by a high rate of amortization during the initial period. In other words, the company would restrict its earnings during that time to a rate about midway between the returns on government bonds and superior private bonds, and devote the remainder of its cash income to writing down book value. (In current figures, this would seem to indicate earnings of about 3 per cent, between the normal $3\frac{1}{2}$ per cent rate on good bonds or $2\frac{1}{2}$ per cent on government bonds.) After perhaps ten years of such amortization it would therefore be possible to lower rents and still obtain a justified return with safety.

ARCHITECTURAL OBJECTIVES GUIDED ALL THE PLANNING



1. OUTDOOR LIVING

—was carefully developed in close conjunction with indoor living, by careful treatment of grounds and roof space, and by a balcony off every living room, pulling in the distant sky

5. OPTIMUM STORAGE FACILITIES

—were sought for in the building plans, to permit the family conveniently to store its car, its baby carriage, and other necessities of family life




2. SUN AND VIEW

—fortunately were on the same side. The aim was to obtain direct sunlight for every living room, dining space, kitchen, during a large share of the day; and to give every apartment at least one view extending well beyond adjacent buildings.

6. SIMPLE CONSTRUCTION

—was sought through repetition of standard bays, with a minimum of turns and angles in the building plan. Because apartment plans differed on the corridor floors from those on non-corridor floors, the vertical alignment of service elements required extra thought

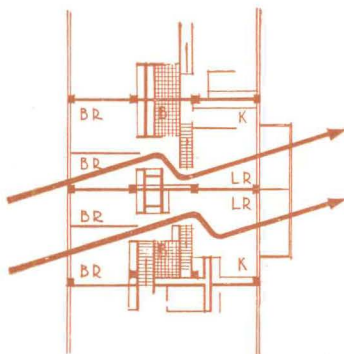


3. PRIVACY AND SPACIOUSNESS

—were sought by a building shape that opened up all "re-entrant angles" where neighbors might face one another across a corner; and by apartments in the best tradition of open planning

7. CODE AND ZONING COMPLIANCE

—were essential in a scheme that was anything but academic. Actually, the architects were able to design their scheme to the Cambridge code without being obliged to make a single appeal



4. THROUGH VENTILATION

—was assured, for a majority of apartments, by the absence of corridors on two floors out of three. No other plan type has yet been developed capable of giving this advantage to so many occupants at moderate rentals

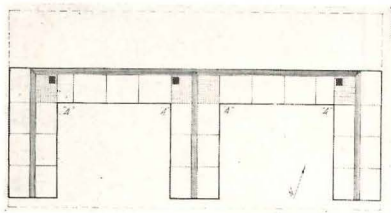

8. SPECIAL NOTE ON CODES

Requirements affecting the "skip-floor and access corridor" type of plan vary considerably from city to city. On page 124, Julian Whittlesey outlines a code revision, which architects can submit where needed

PRELIMINARY SITE STUDIES—SUN AND VIEW FOR ALL

Among schemes studied and rejected on this particular site are some with more than local interest.

The site offered a unique river view. This, however, merely gave the architects a still stronger incentive to do what was right anyhow. Rigorously excluding all north exposures for any living room, and refusing to accept any north wing of the building that would be shaded by an east-west wing, they obtained not only a generous river view for every occupant but also a generous share of direct sunlight.



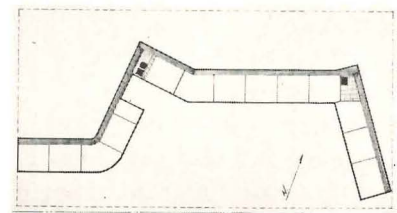
"E"

(A conventional plan, for study purposes only; corridors on every floor)

FOR: Large number of apartments

AGAINST: West wing too close to dorms
Lack of privacy at re-entrant angles

Apartments face each other across courts
No through ventilation for the courts
Large waste areas at junction of wings
Garden areas completely cut apart
Orientation only fair
Character institutional, not home-like



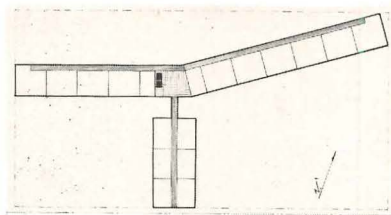
"M"

(For study purposes only; skip-floor)

FOR: Good orientation, privacy
Excellent view

AGAINST: Small number of apartments
Use of side-corridor throughout scheme

results in 2-BR apartments on all non-corridor floors, yields too high a proportion of large apartments for the program. (In later schemes, this is offset by inclusion of some central-corridor wings with higher proportion of smaller apartments)

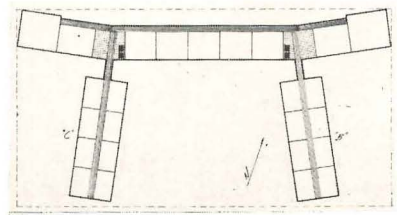


"T"

FOR: Good view
Fairly good orientation, Fair balance between 2-BR and 1-BR apartments

Breezeway improves summer ventilation, interconnects gardens, improves privacy

AGAINST: Small number of apartments

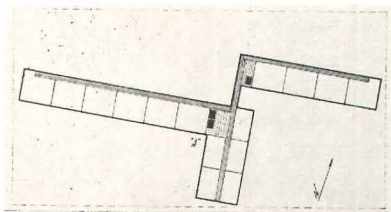


"T-T"

FOR: Higher apartment count
Good balance between number of 1-BR and 2-BR apartments

AGAINST: No central lobby or control point

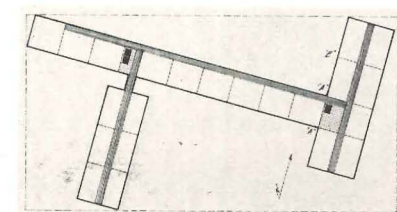
Inadequate garage and parking at north
East ap'ts in right leg face away from river view; no sun after 9:30 a.m.
West ap'ts in left leg are too close to broadside of adjacent dorm



"L-I"

FOR: Good orientation
Good view
AGAINST: Small number of ap'ts created

No through ventilation for western court
Lack of privacy for ap'ts at re-entrant angle of main wing
No connection between garden areas

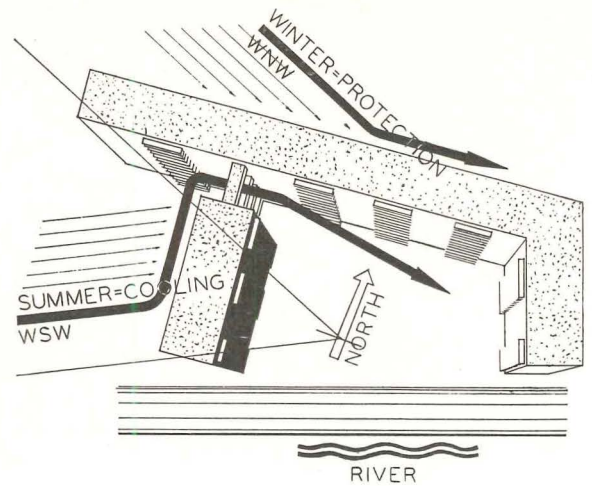


"T-L"

FOR: Adequate number of ap'ts
Main block and south wing O.K. as to sun, view, privacy
AGAINST: Little or no sun for some ap'ts at

top left of east wing
Poor view from same ap'ts
Lack of privacy at re-entrant angles between main wing and east wing

FINAL PLOT PLAN SCORED HIGH



Listing the qualities of the site plan finally accepted, the architects were able to balance as follows:

FOR: A view of the river was obtained from living rooms of all apartments.

Sunlight to all apartments.

Good privacy at junctures of building wings was obtained by the "breezeway" connection between the south wing and main wing, giving greater separation; and by the openness of the re-entrant angle at the juncture of the east wing with the main wing.

Protection provided against northwest winter winds by the sheltering action of the main wing, which has only corridors or bedrooms to the north, not living rooms.

Cooling provided by southwest summer winds, passing to the east court through the breezeway.

Gardens are interconnected by the breezeway (see sketch on page 114).

Adequate number of apartments provided in relation to demand and to requirements of financing.

Balance of 2-bedroom and 1-bedroom apartments falls well within the set program.

AGAINST: The river view is oblique from six small corridor-floor apartments at the northeast end of the east wing.

The junction between main wing and east wing causes non-typical plans and framing.

DENSITY WAS CHECKED BY PLANNERS

Like any tall elevator apartment plan, the skip-floor type of plan used at Eastgate should be used sparingly and never be crowded on the land. To make sure they were on the beam, the architects asked for opinions of professional city planners. The answer of Roland Greeley is reproduced in full:

"The general concept of neighborhood-wide densities is scarcely applicable at Eastgate because: 1) the controllable site of about two acres is too small to afford most neighborhood requirements; and 2) the occupants of the site, and of the surrounding area, comprise a far from typical group, both because of total number and because of family composition.

"Of the basic elements which control neighborhood density the following *cannot* be applied directly:

- 1) Playfield space, for teen-agers and adults. Eastgate occupants will presumably use M.I.T. facilities.
- 2) Playground facilities, primarily for elementary school-age children. The relatively few children in this age group

will have to use M.I.T. facilities or be transported to Magazine Street or some other distant area. As a playground should be at least three acres, on-site provision is of course out of the question.

- 3) School, public building and shopping facilities. The total population in the Eastgate area could not possibly support such facilities, beyond a minimum of retail stores, such as are contemplated. Such possibly sub-standard conditions as transportation to school are inevitable because of the site location.



"Of the other basic controls on neighborhood density, parking and circulation can be adequately cared for within the existing site plan. The only other basic control is that of light and air. Whether this will be adequate seems to be a question only as regards the lower rooms on the Amherst Street side, and the answer is primarily dependent upon dwelling unit design, and control of what is done north of Amherst Street. If reasonable standards of light and air are assured, I believe the other standards are well cared for to the extent practicable."

A SKIP-FLOOR CORRIDOR SCHEME HAS FOUR COMPONENTS

RIGHT

1. Elevators stop only at intermittent floors, where there are long access corridors

At Eastgate, corridors are introduced at every third floor. Object: to cut down public corridor area and gain efficient use of expensive elevators



LEFT

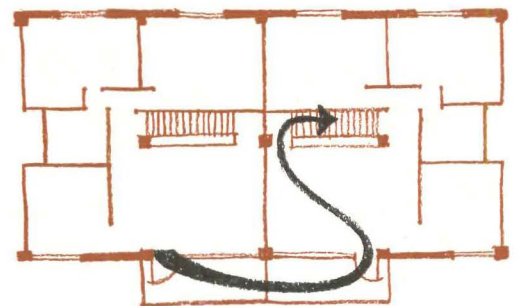
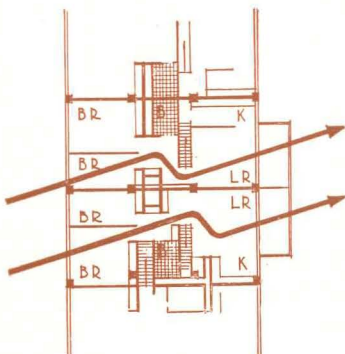
2. All occupants leave elevator on the corridor floor. Those living on non-corridor floors use auxiliary private stairways, going up or down

At Eastgate, auxiliary stairs are inside the apartments. All vestibules are on corridor floors, are easily found. Interior stair gives apartments more air, more apparent space; relieves owner of maintenance of public stairs

BELOW

3. Non-corridor floors extend from exterior wall to exterior wall, have privacy and through ventilation

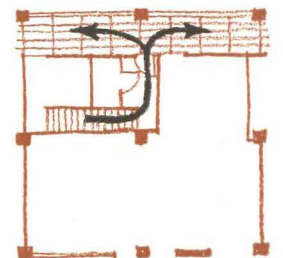
(At Eastgate it was found simpler to provide only simplex apartments, all on one floor. In some locations the scheme could be worked with duplexes or interlocking 1-floor, 2-floor units)




RIGHT


4. Secondary means of egress must be provided

At Eastgate the balconies, which serve pleasant living, double (on non-corridor floors) as emergency exits. The occupant, on a non-corridor floor, can escape to a corridor by way of his neighbor's balcony, in emergencies





Renderings by Ralph Rapson



EFFICIENCY STUDIES AND COST ANALYSIS WERE USED TO DETERMINE WHETHER PREMIUM FACILITIES HAD INVOLVED A SACRIFICE

Statistical "efficiency" is not the be-all and end-all of apartment house design, but merely a "hard-boiled" test of *selected factors*. Owners and architects of Eastgate used it to check whether any premium was being paid, in building cost or in space, for the premium standards that were set up in terms of sunlight, outlook, privacy, ventilation.

All concerned recognized the pitfalls in measuring tangibles against intangibles. ("How much sunlight equals how many square feet of floor space???")

To make certain of checking the "skip-floor" innovation, the toughest test was adopted, that of "net rental area to gross area." * This would surely expose any waste space attributable to the private stairways if these were not offset by the fewer corridors.

Rarely would a multi-story apartment show a net-to-gross, by this test, much in excess of 50 per cent. Around 60 per cent is possible in 3-story, in-line, walk-up plans. But in elevator buildings, as height and coverage increase, even 50 per cent is a good standard in actual experience; and by the time there is coverage of nearly all the ground, say on Park Avenue, New York, the net-to-gross might fall to 35.

For study purposes, Eastgate architects set up a comparison with a current New York cross-plan building, from a large insurance-financed project. To even out the "skip-floor" effect, a 3-floor slice from each of the two buildings was used for comparison.

Items	Eastgate	Current x-Type Bldg.
No. rooms (3 floors)	299	252
No. ap'ts (3 floors)	67	72
Av. rooms per ap't	3.4	3.5
Gross floor area	66,816	75,640
Net rental area	36,853	37,908
Av. sq. ft. per room		
Gross	292	300
Net	161	150
Net to gross	55.1	50.1

* Tough because no credit is revealed for premium facilities such as extra closets where really convenient, extra bathrooms, etc. A second method, "gross rental area to gross area," has limitations in not exposing any wasteful amounts of hall space, or dark unusable foyer space, within apartments. A third method, "usable rental area to gross area," would include storage space, exclude unfurnishable circulation space. Though potentially revealing, this method is limited by the difficulty of precise definition and measurement of "usable" area.

Such tables convinced the architects that no premium had been paid, under their plan, in return for the intangible amenities — perhaps the reverse.

Would the forward-looking plan type used at Eastgate involve disproportionate costs? the owners asked their builders, the George A. Fuller Co. This builder was then completing a large insurance-financed project in New York State, involving two 13-story apartment buildings of superior merit using the cross-type plan. Actual costs of the earlier project were prorated to take account of a rising cost index, and were compared to the guaranteed cost for Eastgate, with results as follows:

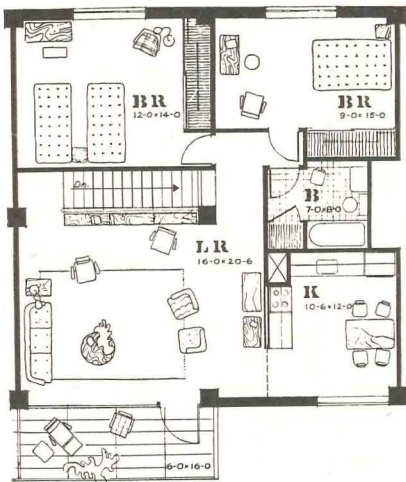
COST COMPARISONS, CROSS TYPE AND SKIP-FLOOR CORRIDOR TYPE

Cost Item	Per Construction Rm	Per Rental Rm
1. Two 13-story insurance-owned cross-type bldgs., erected by Geo. A. Fuller Co. 1947-1948:		
Actual construction cost per room	\$2809	
Prorated to Dec. 31, 1947, by Geo. A. Fuller Co.	3053	\$2631
Prorated to Oct. 1948 by Dodge Cost Index *	3450	2971
2. Eastgate skip-floor and corridor bldg. including landscaping and balconies (balconies not counted as construction rooms). Excluding penthouses and garage, land cost, cost of piles, architects' fees		
Actual construction cost per room (1926)	\$3280	\$3049

* Cost indices show 13 per cent increase from Dec. 31, 1947 to October, 1948.

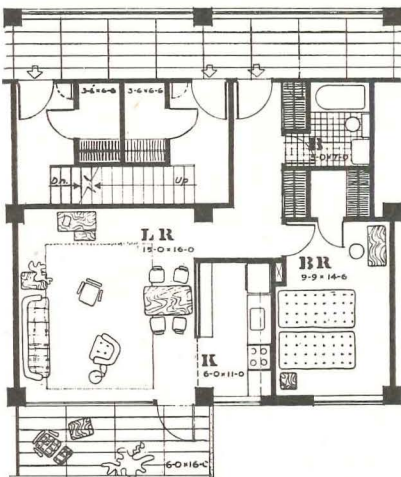
It would seem, then, even allowing for unforeseen contingencies, that the skip-floor plan can be built on fairly even terms, as to cost, with conventional plans. The chief difference which showed up was not in *construction cost* but in *development cost* (not shown in the table) due to the local situation. The discussion of such local features as the pile foundation is omitted in this general study of a building type. Suffice it that the magnificent scenic character and the location of the property offset this extra development cost as a market factor.

TWO BR APT



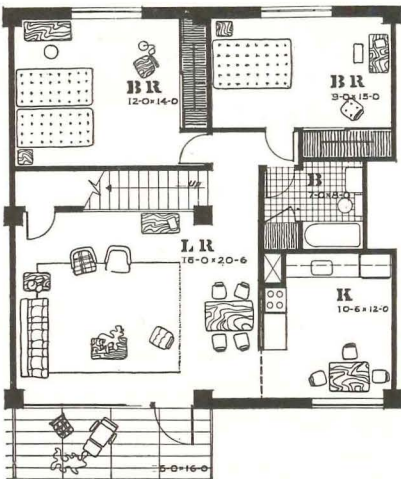
F L. A B O V E

ONE BR APT



C O R R I D O R F L.

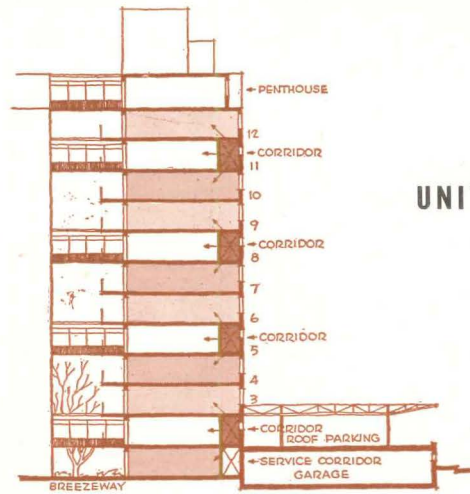
TWO BR APT



F L. B E L O W



Main wing plans (side corridor)



UNIT PLANS WERE

DIVERSITY: Eastgate exhibits a variety of apartment types produced by (a) a skip-floor scheme, with (b) two orientations. The main wing apartments (shown on this page) result from *side-corridor and apartments with south orientation*; the "leg" apartments (next page) result from *central corridor and east-west orientation*. Six typical plans result, of which the above-the-corridor or below-the-corridor types are almost identical except as to stair landings. (Careful perusal of the general building plan will show additional variants produced by introduction of extra bedrooms and by special plans at the junction of the main wing with the east wing.)

BALCONIES: Without exception, every living room was faced on a livable balcony (on the ground floor, this was replaced by a private garden terrace). Separated from the living room only by a floor-to-ceiling glass wall, the balcony really extends the apparent living room, shades the interior against the hot summer sun.


BROADSIDE EXPOSURE: Living rooms were given their long dimensions along the exterior wall, giving pleasant exposure, good light inside; "sitting" areas are out of the traffic paths.

DINING AND KITCHEN AREAS ON EXTERIOR WALLS: The sunny pleasant dining space is especially welcome compared to dark interior dining so often provided in apartment plans where the dining area is an interior passage.

The lack of direct kitchen access from the entry has been criticized; but the architects felt it was definitely more important to supply the kitchen with a view and natural ventilation (the latter is required by Cambridge code) and to place the kitchen door in such a way as to create the pleasant dining area just mentioned. These doors are to be large, sliding ones; when they are open the kitchen space is felt as part of the open planning, and the window adds another glimpse of the river from parts of the living room. (Note especially the "studio" apartment type, seen on the left-hand side of the middle plan on the opposite page.)

BEDROOMS were made generous in size, and so planned that beds need not face the windows or block access to wardrobes. These in turn were supplied with sliding doors, so that all the contents may be reached without the necessity of opening a closet door out into the room.

DEVELOPED FOR BETTER LIVING



West and East wing plans (central corridor)

STORAGE was treated as a special problem. The aim was to give every apartment ample unassigned storage space in addition to facilities for coats, linen, brooms and clothing. In the main wing the storage in vestibules is commendable, where occupants of apartments reached by stairs can leave heavier outdoor things. Elsewhere, storage has been provided either in the apartment or at concentrated locker areas.*

The apartment count is as follows:

29 3-bedroom apts	145 rooms	11%
108 2-bedroom apts	432 rooms	41%
95 1-bedroom apts	285 rooms	37%
28 studio apts	56 rooms	11%
1 penthouse apt	8 rooms	

TOTALS 261 apartments 926 rooms 100%

For rental rooms add 60 "rooms" for 240 balconies and 14 "rooms" for large dining spaces*

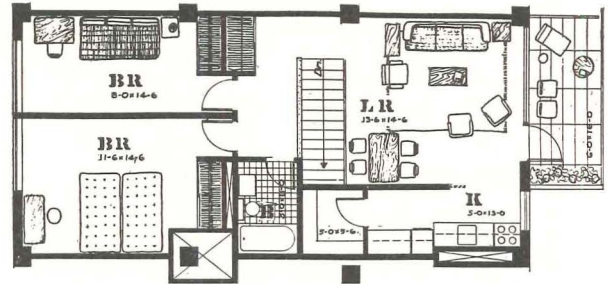
* Recent refinements in unit plans have resulted in 233 apartments (89%) having general storage areas of at least 24 sq. ft. within the apartment. The 28 small apartments (11%) without this feature have been assigned storage lockers on corridor floors opposite the elevators.

WHY NO DUPLEX APARTMENTS IN EASTGATE?

In a good many projects for "skip-floor" apartments drawn up on a theoretic basis here, and in apartments built abroad, there have been complex duplex plans interlocking with the single-floor dwellings.

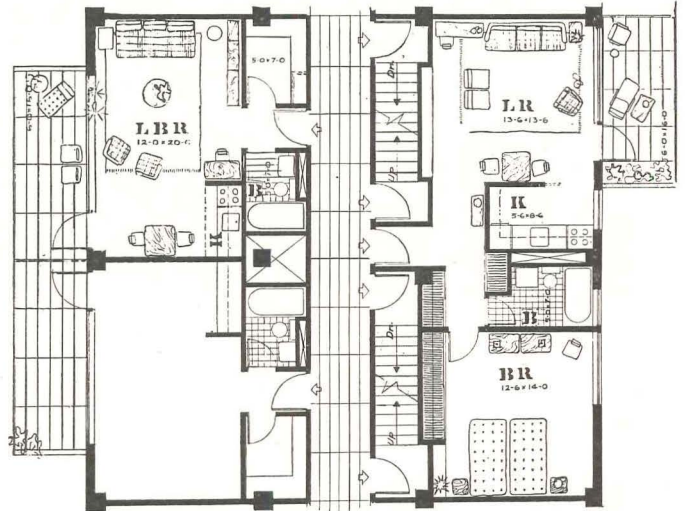
Such duplex plans were tried by Eastgate architects in the initial stages, abandoned for reasons some of which were merely local in bearing, some more general. The first, local, difficulty was the problem of secondary egress, as demanded by code, from the second floor of a duplex plan. Balconies would be an unjustifiable expense if they opened from bedrooms where they would have little other use. The second local difficulty was that duplexes would have produced too many larger apartments in relation to the demand at Cambridge. The third, general difficulty was the tendency of duplexes to produce unbalanced room sizes — bedrooms too large; living rooms too long unless kitchens were put in forbidden inside locations.

TWO BR APT



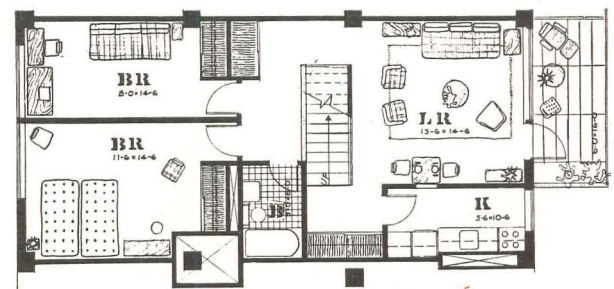
IF L. ABOVE

STUDIO ONE BR APT




CORRIDOR IF L.

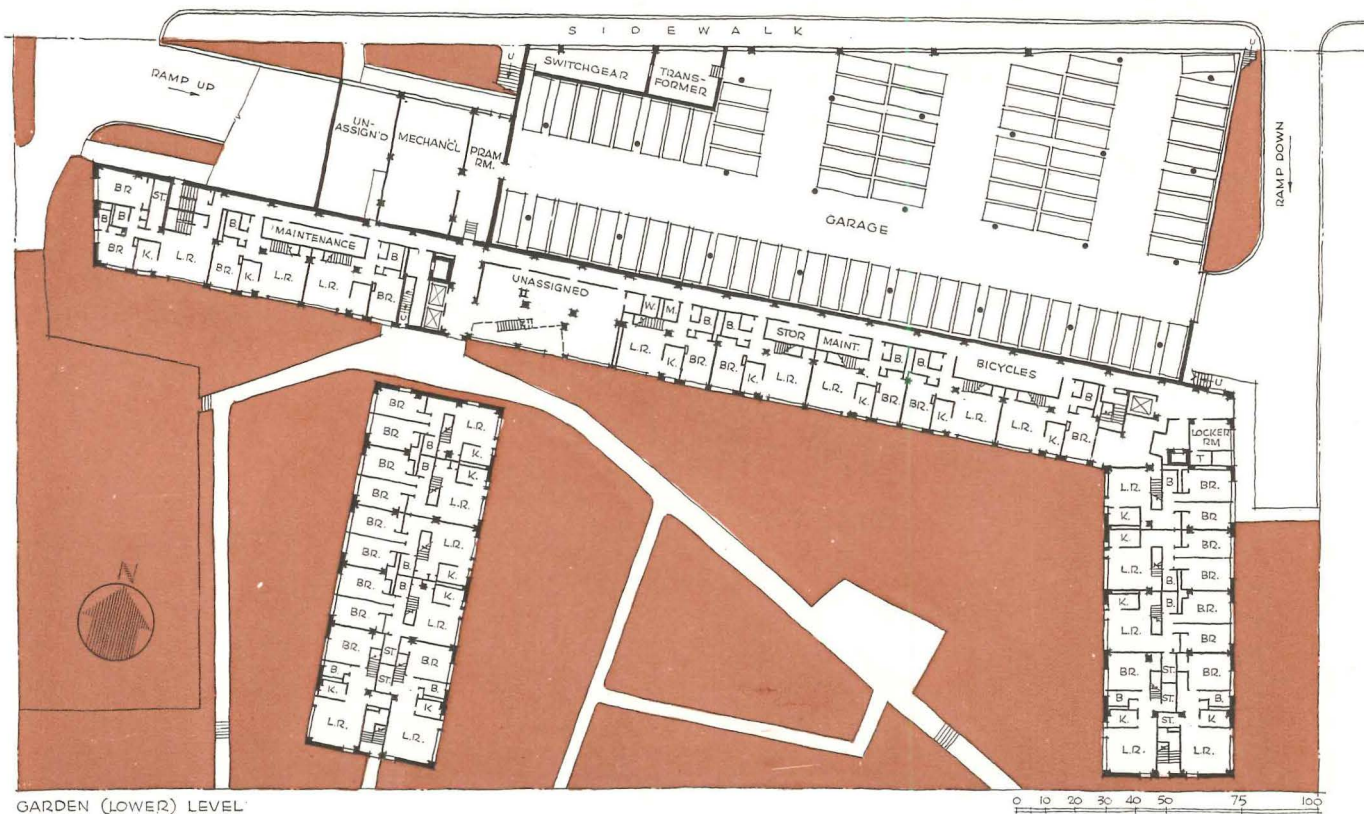
TWO BR APT



IF L. BELOW

SCALE IN FEET
0 2 4 6 8 10



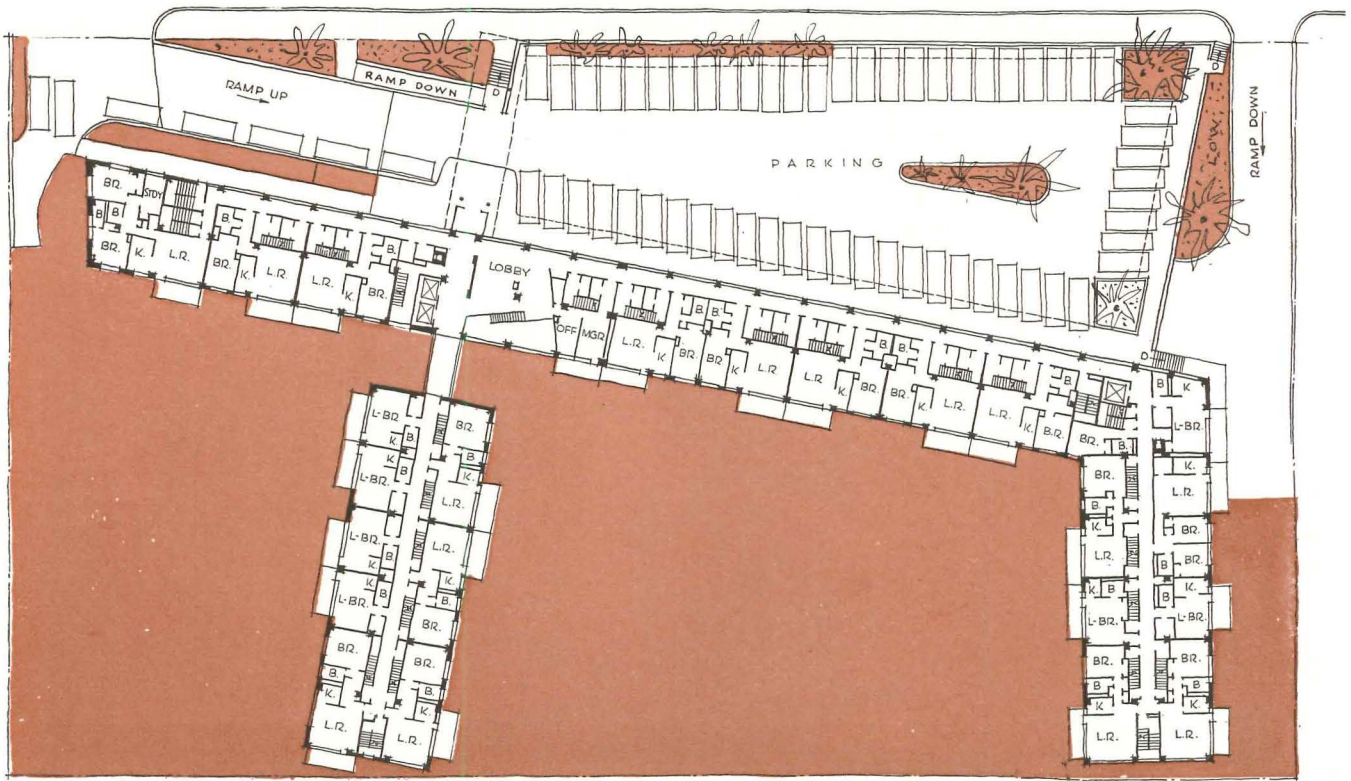


GARDEN (LOWER) LEVEL

GENERAL PLANS show the effect of two entrance levels. Access to garden apartments may be either direct from the garden at the south or via the entrance floor corridor. Vehicular access and direct foot access from M.I.T. are from the north to the main lobby at entrance level. The lobby, open from front to rear, has a stairway providing access to and view of the garden and river



TYPICAL CORRIDOR FLOOR



ENTRANCE (UPPER) LEVEL

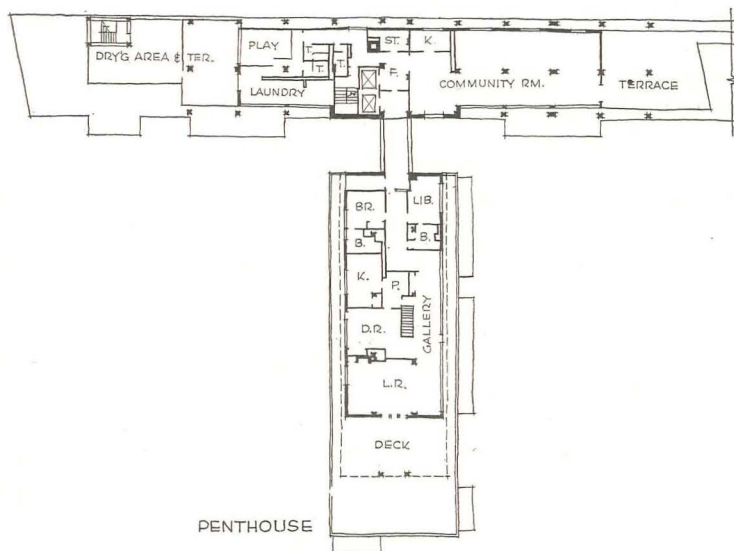
TYPICAL FLOORS (lower plans, opposite page and this page) include corridor plans and "skip-floor" non-corridor plans. Because the non-corridor floors are similar, whether above or below the corridor floor, only one non-corridor floor plan is shown. Note the inclusion of shopping facilities on the floor at garden level, to take care of tenants' needs not supplied in the neighborhood



NON-CORRIDOR FLOOR

ROOF AND GROUNDS WERE AVAILABLE FOR SPECIAL USES

First of all they served outdoor living; then parking, community gatherings, nursery supervision, services such as laundry




It was planned to develop the area to the south of the building (see view above) as a garden, containing play areas for children and quiet shaded sitting areas for adults. (Landscape plans, by Dan Kiley, are in preparation.) The roof, as seen in the plan at the left, can be used for community rooms and laundry. (The penthouse, seen in the plan to the left, is entered from the roof, has its secondary egress on the floor below, where it also has two bedrooms belonging to it.)

Parking provisions were made for 75 cars in a semi-underground garage with direct access to elevators at the garden level; and for an additional 65 cars on the roof, at the level of the entrance floor (see building plans, previous two pages).

All these special provisions and amenities of good living were considered a good investment value. Their presence would help maintain the attractiveness of the building in the future when conditions might be more competitive.

BALCONIES WERE AN INTERESTING PROBLEM IN DESIGN

SOUTH ELEVATION—MAIN WING



COST OF BALCONIES AND INTERIOR STAIRS


In pro-rating the cost of balconies (among the 240 apartments having balconies) a net construction cost was used, which included balconies and canopies but excluded fees or the provision of a door. This yielded a cost of \$340 per apartment having a balcony. (The area of 6 by 16 ft. per balcony,

or a total of 25,630 sq. ft., was not added in computing the area of the building, but each balcony was called a "1/4-room" in computing the schedule of rental rooms.)

The net construction cost of interior stairs, again excluding fees, was put at \$168 apiece.

Two planning factors affected strongly the arrangement in elevation of the balconies, which are so powerful a factor in the design. The first was the desire that the balconies serve as literal and visual extensions of the living rooms. The second was the function of the balconies in supplying secondary means of egress.

In general, the effort was made to stack rather than stagger the balconies, since each balcony in a stack would protect the next against sun and weather; moreover there would be no opportunity for neighbors to look down and across into adjacent balconies. Nevertheless the east and west wings required a different treatment, with occasional staggering of balconies to meet the requirements of egress.



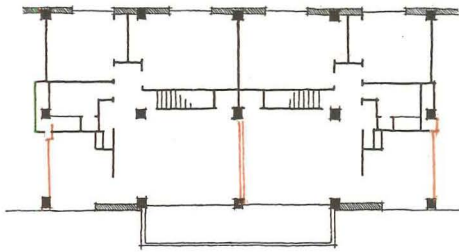
EAST ELEVATION—SOUTH WING

THE PLAN INVOLVED STRUCTURAL ADAPTATIONS

(described by Frank K. Perkins, structural engineer with Thomas Worcester, Inc.)

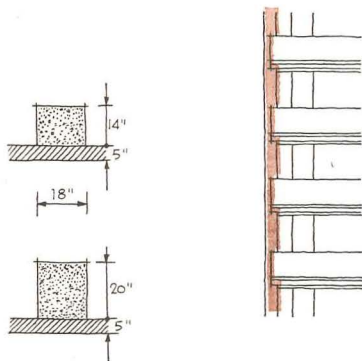
Several structural problems are inherent in the design of a building that is basically a thin vertical slab, with balconies as an essential design element and with alternating floor plans. (Concrete was used for economy and less height)

1. WIND BRACING PROBLEMS IN A TALL, NARROW BUILDING



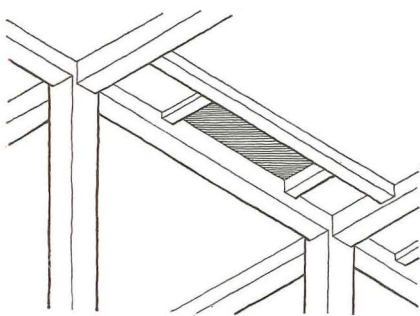
Wind bracing becomes a factor when the ratio of height to width exceeds 2.5. The columns and beams would have become too large in the lower floors if the wind had been carried by "rigid frame" design. In addition, cross beams were undesirable for architectural reasons. Therefore, diaphragm walls carry most of the wind load. These are reinforced concrete, extend the full height of the building, and act as partition walls as well as bracing walls. In the expansion joint there is a "saw tooth" connection which allows movement in the longitudinal direction, but which picks up transverse wind shear.

2. COLUMN DESIGN WITH BALCONIES IN VERTICAL ALIGNMENT



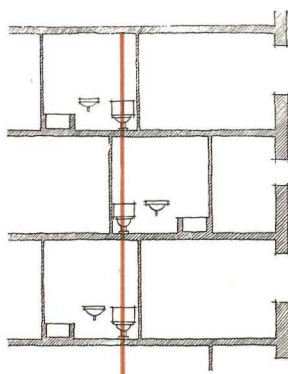
There were several angles to the design of the columns. Even without wind load, columns became large on the lower floors; so 4,000 lb. concrete and hard grade steel are used for all columns below the ninth floor. The exposed face of the exterior columns had to be vertical where the balconies were aligned, so a constant dimension was held along the face of the building with the depth being reduced for the upper floors. This resulted in some eccentricity, but interior columns were concentric in almost every case.

3. FLOOR DESIGN IN A STRUCTURE WITH MANY STAIRS



The final framing of the floor system was a compromise. An influencing factor was the desire to have the bottom of the slab act as a ceiling, with a smooth surface that could be tinted without plastering, and with a minimum number of breaks. Rib construction was out for this reason, and flat slab design was dropped on account of the size and location of stair wells and other floor openings. The final selection was a series of one-way slabs on the south side of the main wing and two-way slabs on the north side. There are longitudinal beams down the center line of columns with cross beams on the north side that assist in framing the stair wells. The balconies are cantilevered over the spandrels from the living room slabs.

4. PROBLEMS OF PIPES AND SERVICES WITH VARIED FLOOR PLANS



The difference in the layout between corridor floors and non-corridor floors caused a problem in plumbing services. The bathrooms could not be aligned, so that it was necessary to hold one main stack with the other fixtures to the north in some cases and to the south in others. The general design of the building caused a great concentration of electric, steam, plumbing, and other services; so a pipe gallery is being installed under the first floor to distribute the heavier service pipes and conduits horizontally.

NEW HEATING DEVICES WERE DEVELOPED IN CORRELATION

(described by Charles A. Turner, Chief Mechanical Engineer, Thomas Worcester, Inc.)

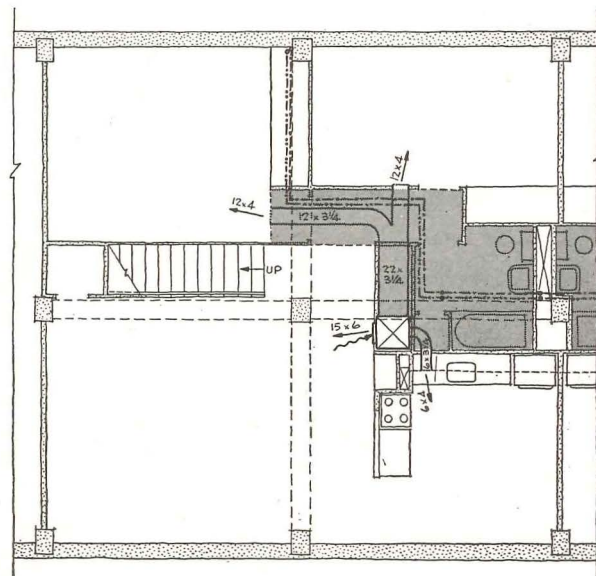
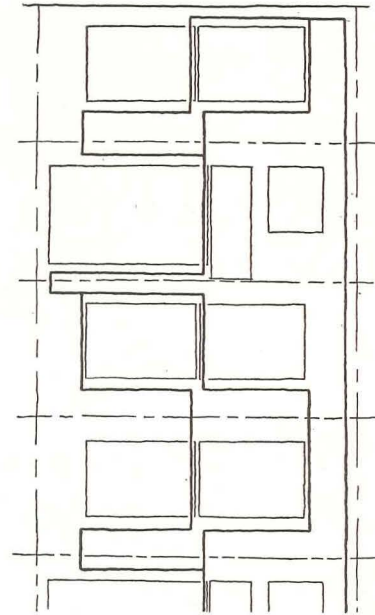
In any structure, the heating system must meet the three tests of initial cost, operating cost, and tenant satisfaction. In the Eastgate scheme there was the added requirement that the mechanical equipment correlate with design

Outstanding in respect to first cost, fuel cost, and maintenance, was a system adapted from the "downfeed steam system." Steam is taken from the distribution mains under the first floor directly to the ceiling of the top floor of the building in uncovered risers, which are run exposed through bathrooms, corridors, and kitchens having outside walls and windows, and which provide the only heat for such rooms. At the top floor, branches run out from the risers along the outside wall, to a point above the living room and bedroom windows (see sketch). Each runout then crops into one end of a fin-tube convector. From the other end of the convector a line is dropped through the floor to the next convector in the floor below, and this is repeated until all floors are served. The system involves very few traps or valves. It is operated on a balanced sub-atmospheric steam supply with the amount of vacuum being controlled by an outdoor thermostat.

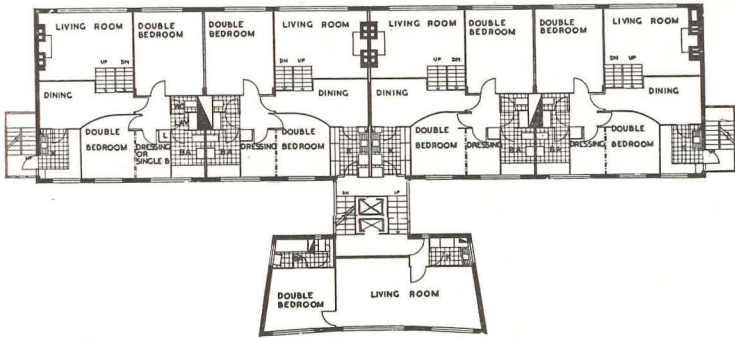
Unfortunately the system described involves exposed pipes, provides no automatic temperature control for each apartment; obstructs the outside wall.

Another method, now under consideration, is by no means basically new for residential use, but is unique in large apartment buildings. Essentially this is "individual forced warm air" using a complete unit for each apartment. The source of heat for the unit, instead of being "direct fire," is a steam coil, fed and controlled from central steam supply as before. The unit, consisting of steam coil, fan, trap, valve, and cabinet, will be in a recess located in each apartment (see sketch). Warm air will discharge from the top of the unit into a plenum chamber, created by a furred-down ceiling, out of which grilles will discharge the air into the rooms. Air return is through louvers in the bottom of the cabinet. Each apartment will be provided with a thermostat controlling the fan with off-on action.

Tested by mock-up, this system shows a possible increase in installation cost over the other system, and somewhat increased maintenance costs; but these factors are more than compensated, it is thought, by tenant satisfaction because of individual apartment control; by operating economy through such control; by non-interference with pleasant living arrangements.



UPPER



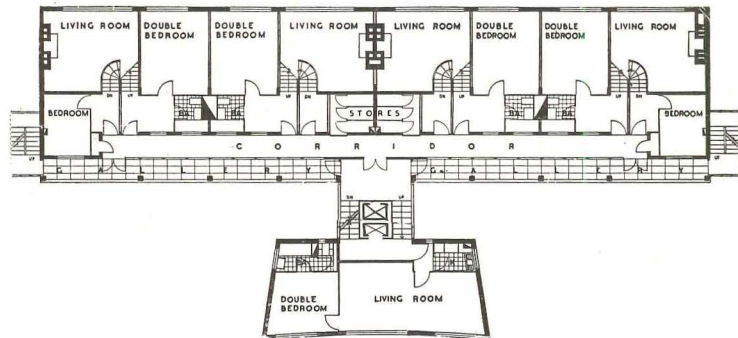
THE SKIP-FLOOR CORRIDOR

1. NATURAL VENTILATION
2. ORIENTATION
3. ECONOMICAL SITING AND SLOPES
4. ECONOMY OF ELEVATORAGE AND PUBLIC HALLS
5. ARCHITECTURAL MASS

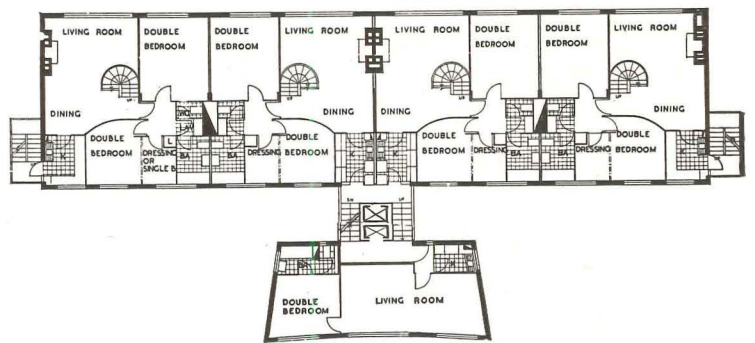
Handsome luxury apartments by WELLS COATES, at Palace Gate, London. Built in 1939

All through ventilation duplex in the main building. 1½-story living room. Side corridor and access gallery each third floor. 8 stories

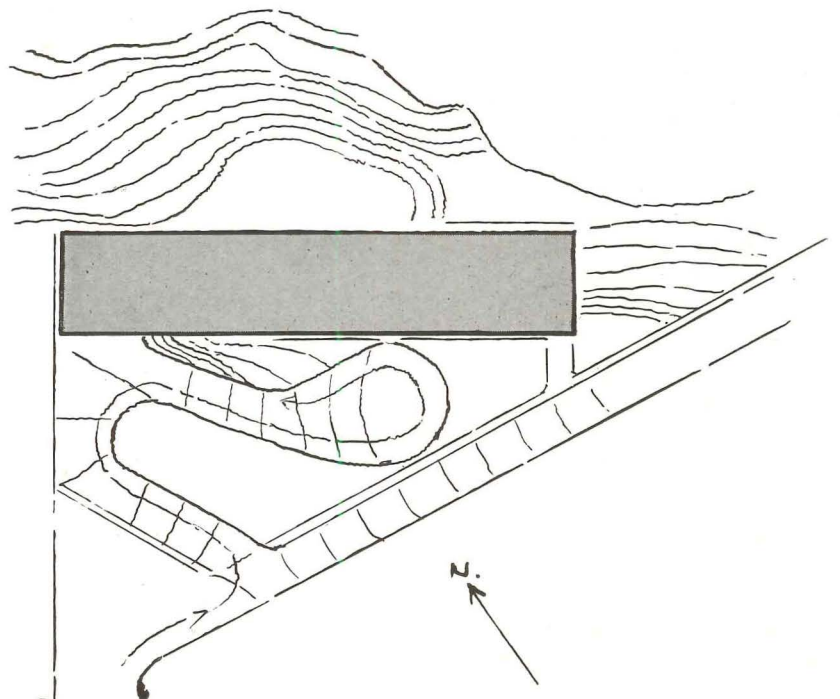
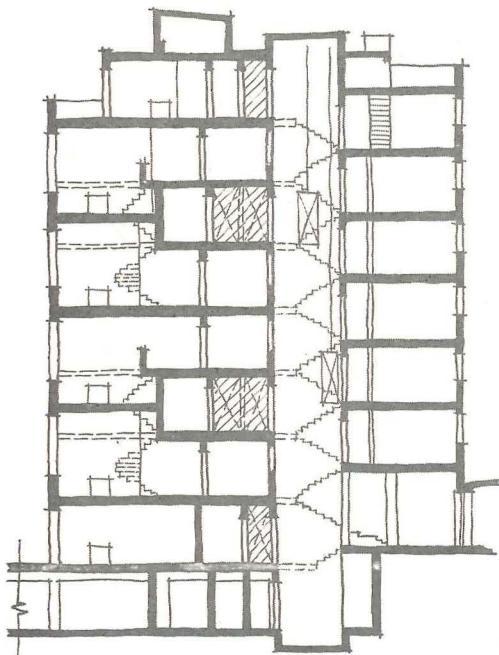
MIDDLE



LOWER



UPPER
MIDDLE
LOWER



To the right is shown siting of OSCAR NIEMEYER'S resort hotel on a steep slope in Ouro-Preto, Brazil. Built 1943

BUILDING TYPE SERVES A FIVE-FOLD PURPOSE

By Julian Whittlesey

ARCHITECTS have been driven into a tiresome epoch of A cross-shaped, H-shaped and Z-shaped plans in their search for various economical ways to build multi-story apartments, having due regard for corner ventilation, if not through ventilation; and for a low ratio of elevators, public stairs and public halls for a given number of apartments; but with little regard for topography, orientation and the architecture of the mass. The fact is that these shapes by their nature can pay only slight heed to topography and orientation.

The ubiquitous cross, double cross and H buildings (up to 14 stories in our public housing projects) generally score the highest economy. Z plans, more shapely in mass, more adaptable to topography, and more amenable to orientation and composition, have run second in the economy race, being best used up to six floors and best limited to 4 or 5 apartments per floor.

A way out has long been sought in the skip-floor corridor plan types which offer a long slim building meeting all of the above considerations of ventilation, orientation, topography and mass. This is not a recommendation for exclusive use of the long, strip building in a large site. Its virtue may lie rather in occasional use. Furthermore the inclusion of all of a required range of apartment types in this type of plan can lead to great difficulties and compromises within it.

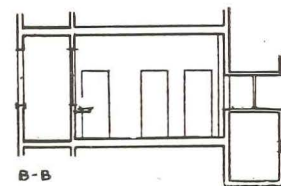
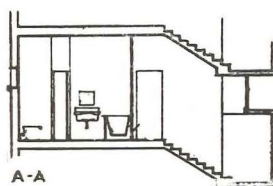
The skip-floor corridor plan runs afoul of the usual building code provision that an apartment occurring on more than one floor have an exit on each. Some codes require two means of exit from the apartment. Others require, as in New York City, but one exit into a hall served by two exit stairs. Few codes will consider a stair within an apartment as being contributory to the exit requirements. Evidently Chicago, Cambridge, Milwaukee, London, Marseilles, and Motor City (Brazil) do — at least within some limits — otherwise we would not see examples built starting

Hence they are often reserved for the larger apartments.

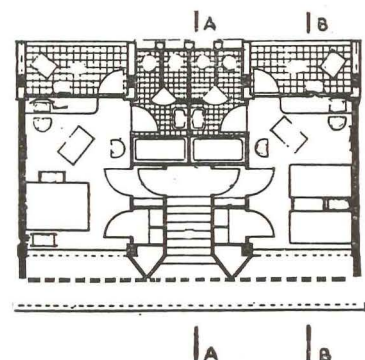
Such distinction as these simple shapes can have is often lost when they are complicated by additional breaks and protrusions resulting from the pressure to add one more room per floor, and to reduce the average gross area per room from say 200 sq. ft. per room to 198 sq. ft. per room.

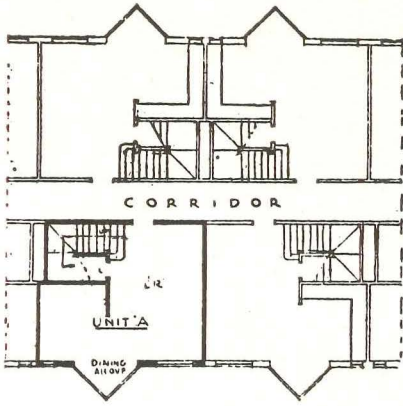
Some mixtures, of crosses and Z's for instance, have proven good, especially where the latter is kept lower than the former and possibly connected with it. The Z offers some directional feeling in site composition — besides some height variation. At best these agglomerations of multi-story cross, H and Z buildings leave much to be desired in site planning — not to mention in orientation and economical use of sloping topography. Often these agglomerations are a disease.

This was the first approach to the skip-floor corridor plan. Although the corridor does occur on all floors, Pingusson secured through ventilation and a good north view from his south exposed suites. The corridor has lower ceiling than the rooms and is kept about 9 risers below the suite floor. This permitted a window between the top of one corridor and the bottom of the other, and this forms a deeply recessed continuous window on the north side of each suite. The resulting elevation is also of interest

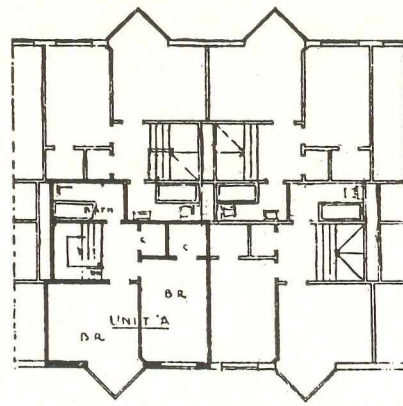


G. H. PINGUSSON'S 10-story resort hotel at St. Tropez, France, built in 1933

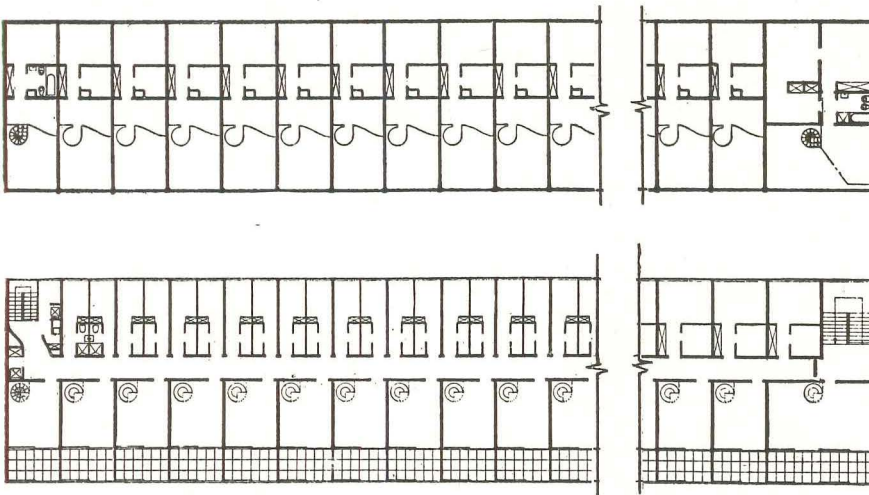




H. TULLGREN's preliminary plan for a Milwaukee apartment house, has alternate floor corridor and single exposure duplexes. He claimed natural



ventilation by air drawn into special bay windows. Plan as built in 1933 had through ventilation duplexes off a one side corridor on alternate floors

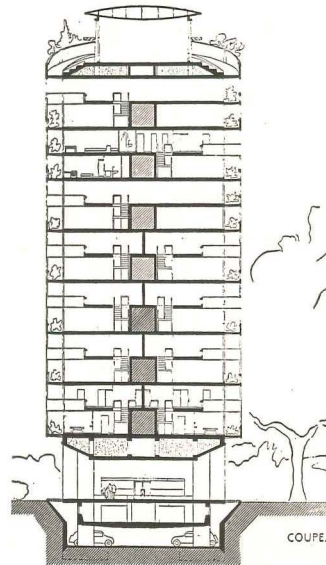
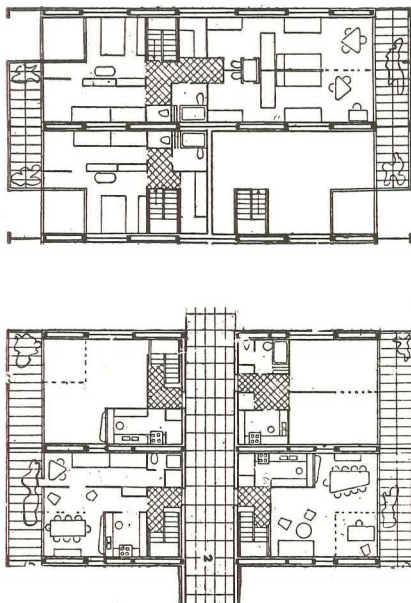


ABOVE

OSCAR NIEMEYER's resort hotel at Ouro Preto, Brazil, built in 1943, 3 stories, has through ventilation duplexes with 2-story living rooms. Single exposure 1-room suites occur on the corridor floor.

BELOW

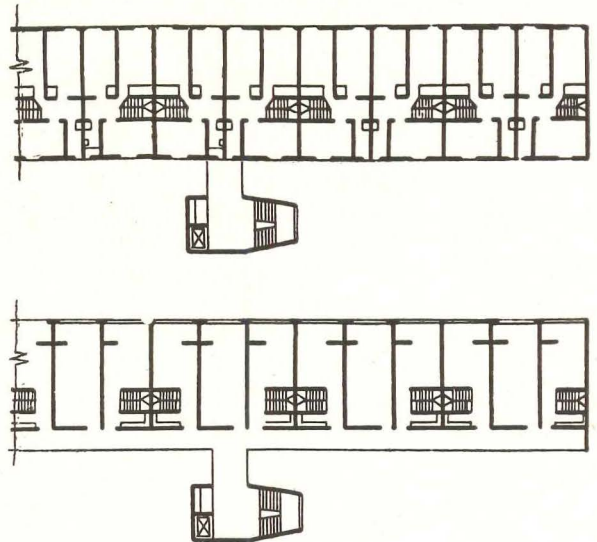
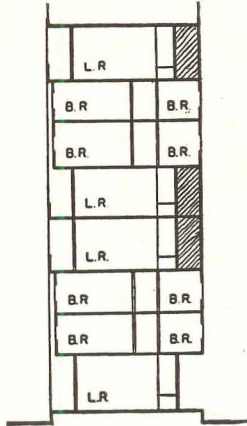

P. JEANNERET's recently proposed 14-story apartment building in Puteaux, France, does not take full advantage of through ventilation duplex, as he uses some which are duplexed to a single exposure.



in 1933 and still being built, and more in the planning stage today. What might these limits safely be? Certainly we cannot favor deletion of all present provisions for a separate exit from the second floor of a duplex. This would be fine for the enthusiasts of the skip-floor corridor, but it has too often been suggested by people in haste to make certain profitable building alterations. The question suggests that present codes did not contemplate the small compact apartment whose interior stair is but a few feet from room doors on one level and but a few feet from a public hall door at another, with the plan so arranged that none of these distances lie through any living space other than, at most, an entrance or dining foyer. But how could present laws written long ago have contemplated a skip-floor corridor plan, first conceived, we believe, by Pingusson in France and by Tullgren in Milwaukee? Both were erected in 1933. Yes, it is time for a careful amendment of codes to permit a reasonable departure from the classic provisions directed to the conventional and generally large duplex (even triplex) apartments.

Prior to the "skip-floor corridor" plan came the balcony access (German) and side-corridor plans. Tending to balance the diseconomy of long corridors and much outside wall was the simplicity and regularity of structure, plan and mechanical system. So these plans prospered and are now regular practice for London's modern public housing. Rooms of like size and use being one above the other eased the sound reduction problem, particularly as to impact noises. No legal exit complications were involved. However, to retain cross ventilation by way of windows on the access balcony or side corridor meant to compromise privacy of any kitchens, baths, or minor rooms next to the balcony. This is where the skip-floor system came to the rescue, also enabling a deeper building with lower ratio of exterior wall, reduced corridor length etc. — but withal threatened by a relatively complicated plan structure.

The skip-floor corridor idea invited interlocking plans and sectional arrangements, overlapping duplex systems, etc., tested the ingenuity of the architect, confounded the plumber, and puzzled the acoustical engineer. This planning is



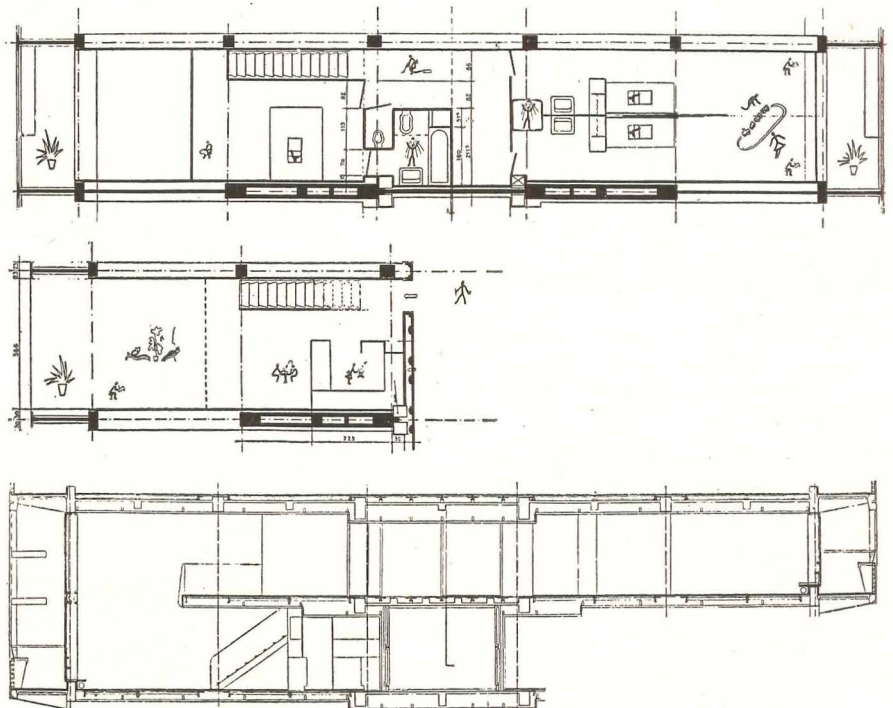
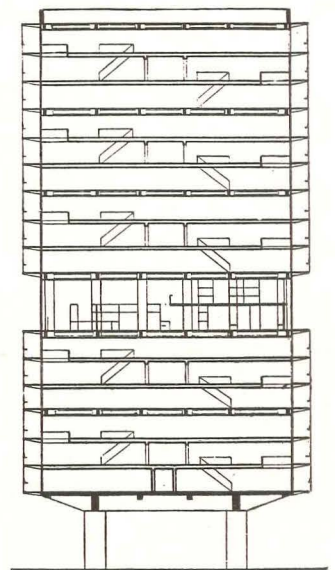
ELEVATION SYSTEM

OTTO SILVA, PAUL WIENER & JOSÉ SERT's 8-story apartments nearing construction for the new "Motor City" near Rio de Janeiro. Through-ventilation duplex apartments, side corridor on alternate floors. SILVA has found a number of interesting elevation systems arising from the various skip-floor corridor plans studied

still in its infancy. Few of the architects using the idea have developed all of its advantages in a single system. Some, including Le Corbusier at Marseilles, have used it primarily, it seems, to secure a long thin building but without through ventilation. Le Corbusier's discarded plans showed through ventilation by cross duplexing. But his final plans gave up through ventilation except occasionally, and duplexed the apartments so as to orient each with but one exposure, either east or west. Also, Jeanerret largely forsook through ventilation at Puteaux in 1948.

Development of unusually interesting façade patterns has been a by-product of these plans. And this does not necessarily rely on the brise-soleil for dramatic effect. In systems employing corridors on every other floor, the corridors may be scheduled sectionally to occur in succession on two floors followed by two successive non-corridor floors. This gives the exterior a strong stratification rather than an unbroken series of horizontal layers. The Motor City (Brazil) studies show this well. Other interesting exterior patterns arising from the skip-floor corridor idea are illustrated by Silva-Wiener-Sert studies and by Jeanerret's studies of Puteaux in which he illustrates three basic possible rhythms depending on how the corridor is scheduled and the duplexes interlocked.

LE CORBUSIER's 20-story apartment building now in progress for Marseilles. Partly through ventilation and partly not. Corridors every third floor. All apartments are duplexed. There are 5 types in the building's schedule, but only one of these is "cross" duplexed for through ventilation. All the others are duplexed to a single exposure. Interior baths and kitchens. Master bedroom is on gallery above the living room and faces the brise-soleil and balcony system which occurs on east, west and south exposures. The plan is unusually deep



ANNOTATED BIBLIOGRAPHY OF "SKIP-FLOOR" PLANS

By Julian Whittlesey

REFERENCE	ARCHITECT	LOCATION	STATUS	FLOORS	REMARKS
Ency. D'Arch., p. 356; Arch. Rev., Apr. '33	G. H. PINGUSSON	France, St. Tropez, Hotel L'Altitude 43	Built 1933	10 fls. firepr.	Side corridor. Through ventilation. Simple plan. Regular structural and mechanical systems. A first attempt. While not a true skip-floor corridor system, this interesting plan led to further developments.
da Rassegna di Arch. 1937, p. a120; Arch. Forum, Jan. '34	H. TULLGREN	Milwaukee Apts.	Built 1933	9 fls. firepr.	Through ventilation. All duplex. Corridor alternate floors. Regular structural and mechanical systems. Simple plan. First in U.S.A.
Arch. Record, Nov. '39, p. 35, Arch. Rev., Ap. '33	WELLS COATES	London, Palace Gate Kensington Apts.	Built 1939	8 fls. firepr.	Through ventilation. Duplex apartments. 1½-story living rooms. Side corridor each third floor. Excellent simple plan. Regular structural and mechanical systems.
L'Arch. D'Auj., Sept. '47, p. 46, 47	OSCAR NIEMEYER	Brazil, Ouro-Preto Hotel	Built c. 1943	3 fls. firepr.	Through ventilation, duplex apartments with 2-story living rooms and interlocking with 1 room suites. Central corridor alternate floors. Regular structural and mechanical systems. Simple plan.
Arch. Forum, May '43, p. 138-145	SERGE CHEMAYEFF GROUP	New York City	Study 1943	10 fls.	Similar to Wells Coates' Palace Gate apartments, described above.
L'Arch. D'Auj., Dec. '47, p. 44-47	P. JEANNERET	France Puteaux Apts.	Proposed 1948	14 fls. firepr.	Partly through ventilation, partly not. Many single exposure duplex apartments. Otherwise duplex through ventilation apartments, interlocking with one room suites. Central corridor alternate floors. Regular structural and mechanical systems. Simple plan.
L'Arch. D'Auj., Sept. '47, p. 113	OTTO SILVA PAUL WIENER & SERT	Brazil, "Motor City," near Rio de Janeiro, Apts.	Nearing construction 1949	8 fls. firepr.	Through ventilation. Duplex apts. Side corridor, alternate floors. Simple plan, structural and mechanical systems.
Arch. Record, Feb. '49, p. 107-123	WM. H. BROWN ROBERT KENNEDY CARL KOCH VERNON DE MARS RALPH RAPSON	Cambridge Eastgate Apts for M.I.T.	In construction 1948-49	12 fls. firepr.	Mostly through ventilation. Central corridor every third floor. Through ventilation flats above and below corridor floor reached by private stair. Also side corridor and similar through ventilation flats above and below. Single exposure 2 and 3 room apts. at corridor floors.
Michael Reese Hospital, housing plan brochure Oct. '46	MICHAEL REESE HOSPITAL PLANNING STAFF AND REGINALD ISAACS	Chicago, for Michael Reese Hospital, Apt.	Final plans 1948-49	15 fls. firepr.	Combined with conventional cross plan. Mostly through ventilation. Side corridor every third floor, through flats above and below corridor floor reached by private stair. Single exposure 2½ rooms apartments at corridor floors. Exterior kitchens in duplexes. Interior kitchens in 2½'s.
Ency. D'Arch., p. 347; Le C. Oeuvres 38-46, p. 172-187; L'Arch. D'Auj., Sept. '47, p. 137	LE CORBUSIER	Marseilles	In construction 1949	18 fls. firepr.	Partly through ventilation, partly not. Central corridor every third floor. Interior kitchens and baths throughout. 5 types apts., all duplex but only 1 type is duplexed to get through ventilation. Other types are duplex but single exposure. Balconies and brise-soleil, east, west, and south. Very deep plan.
Prog. Arch., Feb. '47, p. 42-48	ILSA MEISSNER	New York City site	Student thesis 1947	7 and 15 fls.	Mostly through ventilation. Central corridor every third floor. Through ventilation flats above and below each corridor floor, all reached by public stairs. Single exposure apts. at corridor floors include the 5 room type which is a serious defect.
Arch. Record, Nov. '47, p. 86-88	HARVEY WILEY CORBETT & CHARLES H. SACKS	New York City	Study 1947	Multi-Story	Through ventilation duplex apartments. Alternate floor corridors. Simple plan and regular mechanical and structural systems. Efficiency analysis compares this plan to the 5-wing plan by Fellheimer, Wagner and Vollmer.

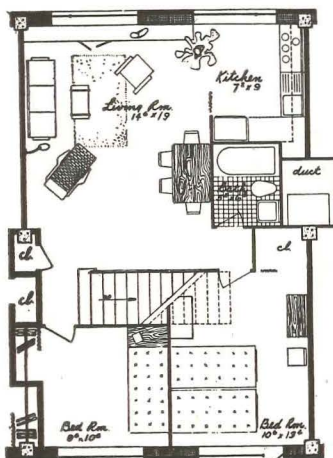
Other unpublished studies are known to have been made by HARRISON & FOUILLHOUX New York City c. 1940 HUSON JACKSON New York City c. 1938

MAYER & WHITTLESEY New York City c. 1942 CHICAGO HOUSING AUTHORITY STAFF c. 1947

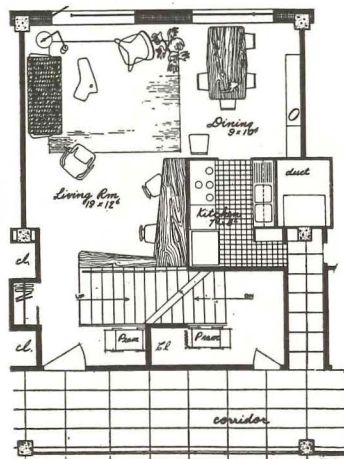
Preliminary plans (1946) by MICHAEL REESE HOSPITAL PLANNING STAFF and REGINALD ISAACS for Chicago promise to go ahead. Through ventilation

duplexes. Side corridor every third floor. Through flats above and below the corridor floor are reached by private stair. 15 stories are planned

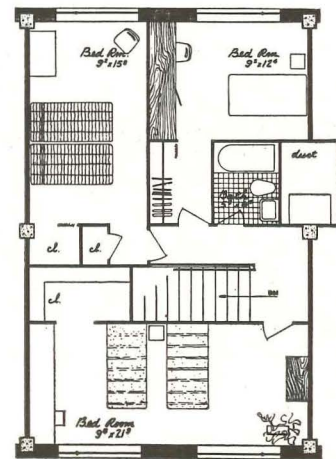
LOWER



MIDDLE



UPPER



RESEARCH IN THE CONSTRUCTION INDUSTRY

By C. F. Rassweiler *

THE PUBLIC has been fed so many imaginative and spectacular articles on what research is going to do about housing that too many people are expecting the solution of all our housing problems to arrive suddenly full-blown from some secret research laboratory. But we know too much about this building industry to expect all of our problems to be solved by hanging a house from a pole or designing a machine to lay a house the way a hen lays an egg.

Actually, research in the construction industry is faced with certain peculiar industry problems which must be recognized if results of practical value are to be secured. In the building industry there is no one or even any small group of commercial organizations which can fully control a new building all the way from the initial conception to the point where it is turned over in completed form ready to use. In the construction industry, we are still in somewhat the same situation as the automotive industry early in its history when the development and design of the motor, the brakes and the other component elements were largely in the hands of the parts manufacturers.


One of the problems of conducting research in the construction field is the difficulty of setting and defining clear-cut objectives, particularly regarding the materials which go into construction. People in Florida, Vermont, Seattle, and Los Angeles are willing to accept identical automobiles and refrigerators but there is no sound basis for asking them to accept the same houses. Also, the success of a building material depends not only upon its own cost but upon its cost of installation, and this will vary with building requirements and building practices from locality to lo-

cality. Research is also handicapped in the construction industry by the time necessary both to demonstrate the satisfactory performance of a new material and to persuade home builders to accept it.

It has become popular to talk about construction as a backward industry, but, in spite of the difficulties handicapping research activities, technical improvements in building practices of tremendous importance have been made steadily over a remarkably long period of building growth. Based on this past record, we are justified in predicting certain broad types of accomplishment for research in the future.

Perhaps we should first consider in what directions research might proceed to reduce building costs. We might start by thinking of what research might do to permit the utilization of cheaper raw materials for housing. We must recognize, however, that the construction industry already uses extremely low cost raw materials. It seems unlikely that we can expect research to find very much cheaper basic raw materials than those now in use. Therefore, research must reduce the amount of material needed for a house, or reduce the man-hours of labor required to convert the raw material into finished housing. One way is to make one material do the work which now requires two. For example, asbestos siding shingles accomplish the purpose which originally required both wood siding shingles and paint. Also, gypsum board replaces both lath and two coats of plaster.

Another way in which research will reduce costs is through the development of building materials which can be applied in larger unit sizes, thus reducing labor expense. The size of the individual pieces used in the construction of a house will steadily increase, and the number of



pieces required will, therefore, steadily decrease. The number of pieces to be erected can also be decreased by assembling the materials into prefabricated sections in a factory before shipping them. This would make it possible to expend in the factory an increasing percentage of the man-hours necessary to convert raw materials into finished housing. However, the extent to which this takes place will be affected less by research than by the outcome of the competition between factory labor and site labor for a bigger share of the work involved in housing.

In attempting to give the customer more value for the dollar, factory prefabrication has attracted a great deal of attention as a possible means of getting the greatest value for the customer out of the hours of labor necessary to convert raw materials into finished housing. There has been the feeling that machines can be used more effectively to increase labor productivity in the factories than at the construction site, and that planning and supervision can be applied there more effectively to increase the productivity of labor.

On the other hand, there are very definite advantages in converting raw materials into finished housing at the job site. For example, it is frequently cheaper to transport the materials in unfabricated form. Large units may re-

*Vice President for Research and Development, Johns-Manville Corporation.

quire extra strengthening and special design to withstand shipping, and their handling may require expensive equipment. Moreover, expending a considerable amount of the labor at the site offers flexibility in operation which may reduce cost by fitting the design to local conditions, utilizing local materials and local skills. The emphasis which research places upon the development of materials for prefabrication or for site erection will depend upon the relative aggressiveness of prefabricators and factory labor on one side and site erectors and site labor on the other in trying to give the customer the greatest value for his money by utilizing new ideas and materials.

Any consideration of possible technical improvements in construction must recognize that, in addition to research on building materials, there is need for research on the entirely separate field of design, assembly of materials, and methods of erection for small homes. The industry is poorly equipped to carry out research in this field, although many local builders have done worthwhile work on this problem. Perhaps the most significant research work in this field has been carried on by the Producers' Council with the Industry-Engineered House. The importance of experimental construction as a means of testing the results of consultation and design and the effectiveness of experimental construction in developing new ideas already have been demonstrated at the University of Illinois on erection studies centering around the Industry-Engineered House and by other research institutes with more general objectives.

Because there are no dominant commercial organizations in the building field to carry on research on actual house construction and to coordinate this work with the development of building materials, some other means must be found to achieve the correlation of research activity. The most important move in this direction is the start which has been made toward organizing the Building Research Advisory Board under the auspices of the National Academy of Sciences and its agency, the National Research Council. The formal objectives of this Board have been widely publicized. Putting these objectives in simple terms, the Board might be expected to do the following:

1. Determine and clearly state the

most important needs of the construction field which research should attempt to satisfy.

2. Make a survey to see how much research is being directed toward the solution of these needs.

3. Where work is being directed toward objectives of minor value, attempt to have the work shifted to more worthwhile objectives.

4. Where there is duplication or competition, attempt to foster cooperation.

5. In fields where there is insufficient research activity, attempt to stimulate interest and persuade logical public or private interests to undertake needed work.

6. Give advice and aid in directing any government funds toward worthwhile objectives.

7. Attempt to secure utilization of research results.

It is important that the collection of the funds necessary for this work be pushed with all possible speed.

The real cost of a house is no longer the actual cost at the time of construction, but rather the sum of the monthly carrying charges plus maintenance and repairs. Anything that research can do toward reducing the cost of maintenance or repair actually is a contribution to reducing the cost of home ownership. This is a logical field for building material research.



When we think of the really major accomplishments of industrial research, we do not think only of what research has done directly toward cost reduction. Rather, we think of those new things which research has created to increase the comfort and the interest of living. We think of the new or improved things created to constantly provide the increased desire to consume, so necessary to balance our constantly increasing ability to produce.

If research is to live up to its potentialities, it must provide not only cheaper, but better housing, not particularly more durable housing, but housing that will give the owner greater joy of living — housing that will offer

much more in the way of comfort and satisfaction. In this way, people who really have sufficient money to build good housing constantly will be discarding their old houses and building or acquiring new ones. Perhaps this may



sound like a wasteful procedure, but actually it is the economically sound and historically correct solution for the problem of low-cost housing. No one felt it necessary to solve this problem for the automobile industry by providing Government subsidy for the building of new cars for this market. The automobile industry solved it by putting into each successive model new features for owner satisfaction. In the automobile market, the sale of cars to the low-income groups is constantly subsidized by the people who have enough money to be constantly reaching for a greater transportation satisfaction.

It is difficult, if not impossible, to conceive what the improvement might be that would have as profound an effect upon increasing satisfaction in home ownership as, for example, the introduction of inside plumbing and toilets. This is no reason, however, why we should not recognize that developing such an improvement should be a major objective which research should constantly keep in mind. If we cannot conceive of its arriving from some specific development, then we must strive to create it by joint effort of material development, architectural design, and adjustment to local climatic and geographical situations.

The successful application of research to the problems of the construction industry calls for voluntary coordination and cooperation to an extent never before successfully achieved in the field of research under anything except the pressure of actual war. It is up to us to see that the mechanism and the means are provided for expanding voluntary cooperation to the point where it adequately covers the full needs of the industry.

WATER-REPELLENT PRESERVATIVES WORK ON WOOD

Toward effective control of shrinking, warping, swelling, decay and termites

Harlan H. Edwards, Consulting Engineer, Seattle, Washington

A COMMON complaint of the housewife might go something like this —

“I’m getting tired of having windows and doors that swell and stick so tightly that every time we have a rainy spell I can’t operate them. Can’t you do something about them?”

Of course, the reason that wood windows and doors cause trouble in wet weather is that, like all other kinds of wood, they swell and shrink with moisture change, in greater or less degree depending upon their cell structure. *Rapid* gain or loss of moisture produces greater expansion or shrinkage in the surface portion of a board than within, thereby setting up stresses that cause warping, cupping, splitting or surface checking. Also, *too great* gain in moisture content causes raising of the grain which destroys the smoothness and surface character of the wood, while the *continued presence* of moisture in wood sets up conditions ideal for the development

of harmful fungi or rot, or for termite infestation.

Other Sources and Effects of Moisture

It is a common occurrence in new buildings to have changes in fit of doors and windows take place during finishing operations or after occupancy. These are due to the changes in moisture content which always follow the drying of brick, plaster or tile work, and the starting of heating systems. Doors warp and stick, and windows change their operating characteristics because unpainted edges and poorly painted surfaces permit moisture to enter the wood.

Outside finish and siding also come in for their share of damage due to dimensional change. Warped trim, cupped or split siding and stained, blistered or peeled paint are too common, all due to dampness, whether originally present in the wood, acquired periodically from rain, or resulting from the condensation of water vapor upon the hidden surfaces inside the outer walls of the building.

Air conditioning, humidifying, weather-stripping and furnace heating have greatly changed conditions within buildings. The moisture added by unvented heaters, by humidifying equipment, by cooking and by people is not removed, as in earlier years, by air leakage around doors and windows. Instead, in the

event no vapor barrier is used, the moisture passes unnoticed through the walls. If the weather is cool, the vapor condenses on the cold studs, on the back of sheathing or on the underside of roofing (where ventilation is inadequate) and eventually causes rot and mold, or trouble with blistered paint.

Toxic, Water-Repellent Treatment


By preventing the ready absorption of moisture by the wood, these difficulties may be controlled and to a large extent eliminated. This is accomplished by dipping the dry wood after fabrication into a colorless solution which is both toxic to fungi and termites and water-repellent in its action on wood. The duration of immersion averages three minutes depending upon the kind, size and character of the wood members being treated and upon the depth of penetration wanted.*

This solution, obtainable commercially as *Woodlife* (Protection Products Co., Kalamazoo, Mich.), *Woodtox* (Monsanto Chemical Co.), *Permatox WR* (Chapman Chemical Co., Memphis, Tenn.) and other brands, is a comparatively little-known pre-war material that did an outstanding job during the war in

*Ed.—One manufacturer recommends that lumber to be used in contact with the soil or other severe conditions of exposure (sills, joists, etc.) be soaked in the solution until substantially all of the sapwood is penetrated whenever possible. This requires from one to six hours depending on the character and dimensions of the lumber.

Further technical discussion of water repellents, preservatives and their combinations will appear next month in an article by Dr. F. L. Browne, Chemist, Forest Products Laboratory, Madison, Wisconsin.

Portion of this wood specimen dipped in water-repellent preservative (indicated by dark color) did not check, crack when subjected to rapid drying conditions as did the untreated part. Stain was added to the treating solution for observation purposes



making possible the use of lumber and plywood to replace steel, and often doing a better job under the most severe conditions.

Chemically known as a solution of the preservative pentachlorophenol¹ with certain water-repellent resins in a penetrating solvent, this material has been thoroughly tested and finally approved for standard treatment of wood finish by national research and trade organizations. It is being specified as a "must" by architects and is voluntarily used by contractors throughout the nation, as they learn of its characteristics and performance.

What the Treatment Does

Complete immersion is necessary, rather than merely surface painting with the toxic water-repellent solution, because the liquid must thoroughly penetrate and saturate the exterior portions of the wood. Evaporation of the solvent leaves an elastic, permanent film which, lining the tiny wall cells, is resistant to the passage of moisture and gives the wood units a moisture-controlling and rot-preventing armor. As the result of this moisture stabilization, dimensional change is reduced and the natural association of wood and water is materially lessened. The toxic water-repellent film which lines the cell walls within the wood acts as a barrier, retarding the migration of water vapor through the wood and thereby decreasing the warping or splitting of siding and the blistering or staining of paint.

The addition of approximately \$10 per thousand board feet to the cost of the finish and millwork is small as insurance against this. It is entirely offset too by the saving in cost of replacement that might otherwise be required, to say nothing of the increased values to the user in not having to experience these vexing difficulties.

In addition to correcting the housewife's problem, the results of this dip treatment are of great value to finish painting operations. While the coating is definitely not a seal coat, it acts as a partial prime, preventing the excessive "striking in" of the paint and providing a base coating that bonds well with paint materials. It protects the paint bond

from the destructive effects of moisture beneath and reduces the deep contrasts in appearance produced between spring and summer wood, when oil stains are used. It should not, however, be used when a bleaching process is to be employed as a part of the paint finish.

Protection Against Decay

The toxic character of the dip liquid is exceptionally valuable as insurance against damage by growth of fungus and the development of rot in damp and poorly ventilated places. The loss occasioned by fungus growth in a fine home seen by the author in California was sufficient to have paid many times over for complete treatment of all lumber in the structure.

Starting under the building in a poorly ventilated area near a concrete porch, the decay spread under the fine floor of the living room. It continued up the wall sheathing and studs, which had not been protected by a vapor barrier, and spread into the second story timbers and flooring like the branches and foliage of a tree. When it was discovered, the supporting wall timbers had become so weakened that failure was imminent.

Of course, one will say, this could have been partly prevented had the house been properly ventilated through foundation openings. However, in these days of fuel shortages and high costs, an uninformed owner or tenant may cover these openings to keep out the cold

drafts instead of insulating his floor, and it does not take long for rot to develop under these conditions.

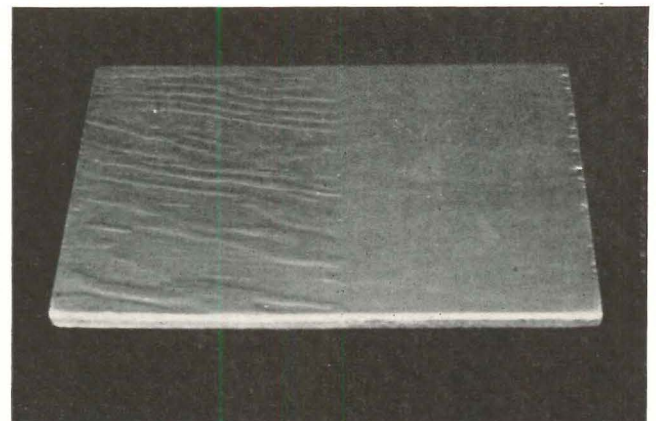
Condensation from humid air on the lower side of roofing and roof sheathing and in walls of a school in Washington State caused rot which destroyed the usefulness of the timber, and created a dangerous condition — a person walking on the roof might break through under his own weight. Large areas of sheathing could be removed with the fingers alone.

Another job suffered similar damage, wherein the upper two inches of a 3 in. plank roof was rotted before the situation was discovered, leaving a scant one inch of reasonably good wood to carry the roofing and live load over a span of 10 to 12 ft. Replacement costs in each case far exceeded what it would have cost to have dipped all the wood in the building.

Colors Added to the Solution

Cedar or similar wood shingles are naturally long lived, and generally are applied to a building without treatment. Since many people want different colors on the roof, and since occasional oiling has been found to add to their life, many shingle jobs are coated with an oil stain after laying. While this is perhaps better than no oiling at all, the coating brushed or sprayed on merely covers the surface and does not seal the ends or protect the shingle where one laps over the

The right half of this board was dipped in water-repellent preservative solution. It was then painted and later exposed to high humidity. Note the raised grain on the untreated side



¹Ed.—According to the National Door Manufacturers Ass'n, the fungicides most widely used in water-repellent preservatives are the chlorinated phenols, phenylmercury oleate and copper naphthenate.

other — the place where moisture remains and decay starts.

Guarding against this, shingles on better work sometimes are pre-dipped in linseed oil and kerosene (and often much cheaper stains) and bundled for shipment. However, the water-repellent preservative solution with permanent colors added have opened up a new field of quality treatment. Shingles coated with this material usually hold their color and new character longer, since the soot and dirt wash off easily with each rain. Through the high penetrating qualities of the solution, shingles may under certain conditions be saturated satisfactorily by just loosening the bundle before dipping. This treatment lengthens the life of the roof not only by the greater permanence and effectiveness of the water-repellent treatment, but also by the added feature of toxicity which prevents fungus growths that are harmful to the roof.

As an experiment to show a "doubting Thomas" the value of even a minimum job of painting the preservative solution on a moss-covered shingle roof, the shingles were given a saturation paint coat. The moss soon withered, and after a few weeks the roof was clear. Such a low-cost application, however, can best be applied by spray using a coarse nozzle so that a saturation coat of the liquid can be driven around and under the shingles where brush application cannot reach.

During the war the addition of permanent colors to the water-repellent preservative solution extended its use to that as a preservative stain on finish lumber and millwork. A quick drying

dip paint carrying the same preservative characteristics and at the same time having high hiding power was also developed in Seattle and was used very successfully on materials prefabricated for housing. Both the stain and the paint were applied to the material in the plant. Just a touch-up job was required after final erection. It combined dimensional control with preservative treatment and a paint priming job on all surfaces of the wood, at a cost comparing very favorably with the cost of priming alone. It had the added value of reducing or preventing premature checking and cracking of the lumber, a feature particularly valuable when unseasoned or wet lumber had to be used.

Protecting Wood During Storage, Shipment

The ability of the preservative dip treatment, even when immersion is as little as five seconds, to control checking and cracking of finish was strikingly given by the E. A. Nord Co., millwork manufacturers of Everett, Washington, who wrote in response to my inquiry:

"During the month of July, 1946, we ran a large quantity of 4 by 6 in. fir into special detailed window sill that was to be used for all of the sash in our new factory building. Since an estimated 60 day period would elapse before the building would be ready for framing, the 4 by 6 in. sill was treated by being submerged in a toxic dip solution for approximately five seconds. This material was then hauled to the new site on Puget Sound where it was stacked in the open without any protection from the weather.

"The framing operation for sash in the factory began the latter part of September. At this time a close inspection of the 4 by 6 in. sill members revealed that only minute checks were present in the ends while no checking was found on any face of the members. Other material, not toxic dipped, stored near by under similar conditions had considerable end and surface checking showing.

"This experience has proved to us that the toxic dip treatment to lumber will greatly retard checking."

Somewhat similar experiences are also reported in connection with boxcar shipment of rough, green lumber from humid seaport and forest areas into more arid districts. When the cars are opened in the dry air, the untreated lumber soon begins to crack and snap as the quick evaporation of the surface moisture takes place. This results in loss through twisted, split and checked lumber, an occurrence which is noticeably absent with similar shipments of treated lumber.

Loss sometimes occurs through absorption of water in sea shipment. Dipping can greatly reduce such loss. This was shown on shipments of kiln dried finish for Alaskan construction under the author's direction. On one job, 2 by 6 in. T&G sheathing to be used for interior finish had been kiln dried and wrapped in heavy kraft paper before loading on ship. When it arrived on the job it was so badly warped that it could not be used. A second shipment was made, and suffered a similar fate. Then a third shipment was dipped for five minutes in the water-repellent preservative solution. It got through all right,

Lack of crawl space ventilation often sets up a humid condition, making untreated wood subject to decay. Adequate ventilation and, frequently, ground treatment are advisable for crawl space areas; however, a preservative used on the wood provides additional protection in case the ventilation openings are ever closed up by uninformed tenants or owners



and the experience led to the adoption of the treatment for all finish and millwork sent to that area.

Another advantage was evident from experience with finish which had been previously sent primed and back primed with paint, wrapped several pieces in a bundle. The finish sometimes arrived at the job welded or stuck tightly together by the paint, because it had not dried thoroughly before wrapping. Dipped material, however, was stacked and bundled after a few moments of draining and did not stick together at all.

Prefabricated houses which fit perfectly in the shop do not go together well in the field, if they become wet in transit or are placed in an atmosphere of different humidity. A change of dimension costs money to correct, detracts from the quality of the job, and thereby delays acceptance of prefabrication by the public. Experiences of this kind are causing mills doing prefabrication work to use the water-repellent toxic dip treatment or the water repellent treatment alone.

Assuring Proper Treatment

The architect, contractor or owner should take precautions to assure proper treatment. Some unscrupulous operators have substituted a cheaper thinned sealer, with poor results. Others have used extra thinner, which can be easily detected by checking the specific

gravity of the solution. Others have added kerosene, which prevents the dip liquid from drying and also causes trouble in painting.

The best method of control has been to place the responsibility on the manufacturer or distributor of the water-repellent preservative — requiring supervision and certification of correct treatment by stamps on the material similar to grade marks on lumber. This was done very successfully during the war on material for Alaskan coastal construction under the writer's direction, by arrangement with the companies concerned.

Control can be set up in the specifications for the water-repellent preservative dip. The specification should cover the following items and conditions:

Preservative Treatment of Wood

All sleepers and subfloor, all wood in contact with masonry, all interior and exterior trim, screens, sash, doors, flooring, siding, interior woodwork and all other kiln dried material, except that specifically eliminated, shall be treated by immersing for a minimum period of three minutes in a water-repellent preservative solution which conforms to the requirements of the following paragraphs. Before stacking, the wood shall be kept on edge until completely drained and shall be dry enough to paint or putty in 48 hours after dipping, when all sur-

faces are exposed to drying. The treated wood shall show no slow drying, softening, peeling, discoloration or other defects of the paint coatings due to the solution used.

The solution shall be of the oil-carrier, penetrating type containing not less than 5 per cent by weight of chlorophenols. The ready to use solution shall show a flash point of not less than 100° F. (Tag. closed cup method) and it shall meet the toxicity requirements of the Western Pine Association as determined by their standard toxicity test method.

The solution shall show substantially no sludge formation in the shipping drums nor in the treating tank at 40° F. When tested in the laboratory by means of the National Door Manufacturers Ass'n. test method, it shall show an effectiveness in reducing swelling of treated wood of 40 per cent or above, as compared with the swelling of untreated wood submerged in water at 80° F. for 8 hours.

Identification

All sizeable items treated as described shall be individually stamped on one end or on the unfinished side with the preservative manufacturer's certifications of quality. All small items that are bundled shall receive the stamp on at least one piece in the bundle, and all plywood shall bear the stamp on each sheet.


Inspection and Certification

Where the size and importance of the job warrant, clauses may be incorporated to the effect that the manufacturer of the water-repellent preservative solution or his distributor or agent shall:

1. Maintain a periodic inspection service at the mills, checking the solutions being used at each plant on each individual order, testing the same for consistency and certification.
2. Furnish suitable stamps and the proper ink for identification of the treated materials and
3. Shall provide certification that the materials furnished and applied meet the above requirements.

Upon receipt of the purchase order for materials requiring the above certification, the vendor shall immediately notify the agent of the manufacturer whose solution is to be used concerning the award so that proper inspection and certification may be provided.

Water-filled blisters on this siding are evidence of the passage of moisture through untreated wood. The dark streak resulted from condensation on asphalted felt located back of the wood



ATTIC CONDENSATION—CAUSES AND PREVENTIVES

Results of field and laboratory investigations by Forest Products Laboratory

ATTIC condensation troubles, more common in recent years because of the combination of increased insulation, tighter construction and higher humidities, usually occur because preventive measures are inadequate. If vapor passes from the heated part of the house into the attic in sufficient quantities — and is not removed — and the attic temperature drops low enough, the vapor will condense on the cold surfaces.

Two means of combatting condensation are ventilation through attic louvers and application of a vapor barrier. To get reliable data on the efficiency of ventilation openings as commonly installed in well-insulated houses and to determine the effects of different amounts of ventilation and of a vapor barrier on condensation, the Forest Products Laboratory, in cooperation with the Housing and Home Finance Agency, investigated attic conditions in three occupied houses in Madison, Wis., and conducted controlled experiments.

Conditions in Occupied Houses

The attic conditions were investigated from mid-January through February of 1947 to establish the range of temperatures and relative humidities that prevailed. Moisture contents of rafters and roof boards were checked periodically to determine where condensed moisture tended to collect in the greatest amounts.

The first house, designated as A, was a 1½-story frame structure having a small louver with 80 sq. in. of opening, covered with screen, in each gable end to provide through ventilation.

House B was a 1-story frame house with a vapor barrier used between the ceiling joists and lath. The two louvers, covered with 16-mesh screen, each had a 285 sq. in. opening.

House C was a 2-story frame building with the gable louvers each having a 55 sq. in. opening; in addition, ¾ in. spacing between roof boards provided about

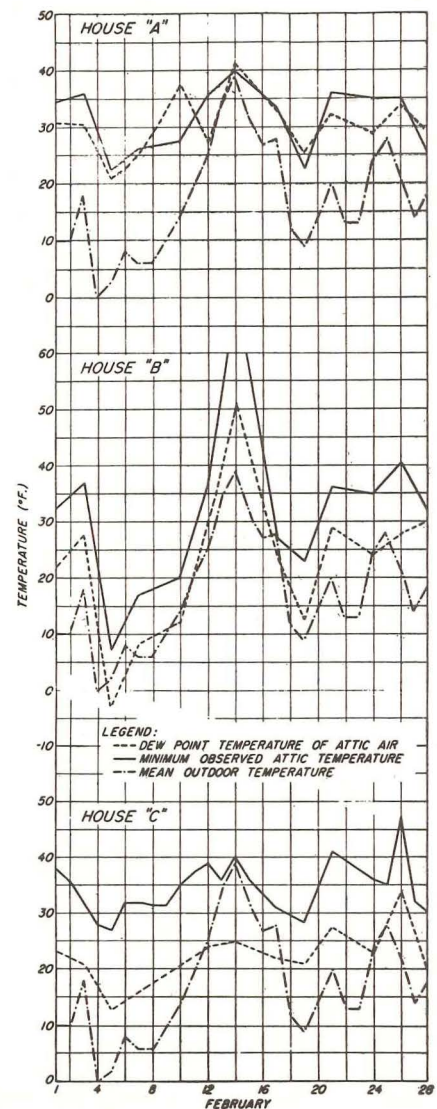
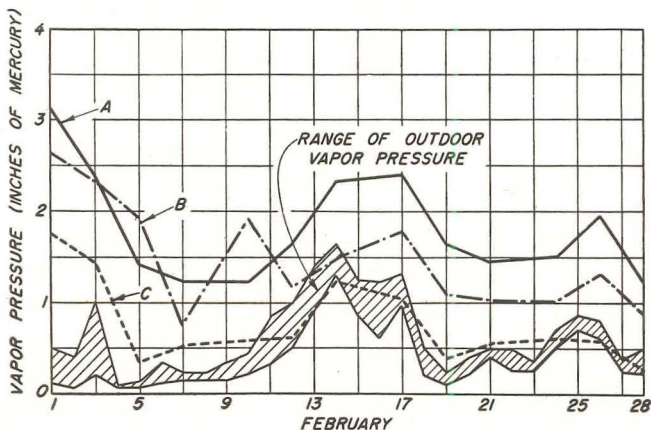
37 sq. in. of opening at each gable end.

The ceilings of all houses consisted of gypsum plaster on rock lath and were painted with flat wall paint. Insulation was placed between the ceiling joists in all houses, being level full in Houses A and C and 5 in. deep in House B.

Results of Tests

The test data obtained for each house were used to plot the curves shown in Fig. 1. The curves for House A reveal the small margin of safety between the dew point and the minimum temperature of the attic air and also that the dew point exceeded the minimum tem-

The graphs on this page plot data taken when attic conditions were investigated in three Madison, Wis. houses. Fig. 1 (right) indicates that attic condensation was often possible in house A. House B, using a vapor barrier, and House C, with low humidity in the living area, remained out of danger. Fig. 2 (below) — migration of water vapor through walls and into attics is caused by difference between the vapor pressures of inside and outside air. This shows that House A was most susceptible to condensation troubles



Summary of Laboratory Attic Ventilation Tests

Temperature (°F)			Indoor Relative Humidity (%)	Attic Air Changes per hr. (%)	Insulation	Vapor barrier	Conden- sation observed
Indoor	Attic	Outdoor					
80	45	0	50	None	None	None	Frost
80	37.5	0	50	95	"	"	None
80	39.5	0	40	None	"	"	Frost
80	37	0	40	75	"	"	None
80	40	-2	35	60	"	"	Frost de- creasing
80	39	0	30	None	"	"	Frost
70	15	0	30	None	4 in. mineral wool	"	Slight frost
70	13	-2	30	93	"	"	Vent. not adequate to prevent frost
70	12	-2	30	140	"	"	Frost de- creased
70	15	0	32	None	"	Asphalt coated paper	No frost
70	15	0	40	"	"	"	Slight frost
70	13	0	40	133	"	"	Frost disap- peared

perature several times. There was a greater differential in vapor pressure between occupied quarters and attic of House A than for the others because of the high relative humidity of the occupied areas. This, of course, caused greater migration of moisture to the attic of House A.

The ventilation afforded by the louvers was well below that usually recommended, which is 1/2 sq. in. of opening per sq. ft. of ceiling area directly below, or 1 to 288. The 80 sq. in. afforded by each louver was reduced by 16-mesh wire to 54 sq. in. effective opening. The ratio of louver to ceiling area was 1 to 769, or about three-eighths the recommended ratio.

The curves for House B show that the dew point remained consistently below the minimum observed temperature. The louvers were kept closed from February 12 to the end of the test period. Since condensation conditions were safely avoided at all times, it was apparent that the vapor barrier in the attic floor made ventilation virtually unnecessary by blocking off moisture that would have entered from below. The house had louver openings amounting to about 1 sq. in. to 341 sq. in. of ceiling when the effect of screening was

considered, which is fairly close to the recommended minimum.

In House C, the dew point also was well below the lowest attic temperature. In this house, however, the dew point was kept down because the relative humidity in the living quarters remained low. The louver openings were smaller than recommended, even when the openings between roof boards at the gable ends were included, the total making a ratio of 1 to 434.

Effect of Screen on Air Flow

As usually installed in attic gables or eaves, louvers are screened with 16-mesh wire cloth to keep out birds, insects and rodents. The effect of screen on the amount of air that flows through ventilators is shown in the following tabulation:

Air Velocity without Screen, ft. per min.	Air velocity with 16-mesh screen, ft. per min.
114	36
258	156
300	208
580	419
885	668

Calculations based on the test data show that, for low air velocities such as those induced by temperature alone,

a 16-mesh screen may block off practically all air movement.

Laboratory Tests

The attic studies in occupied houses, while revealing valuable data on the relation of condensation to temperature and humidity conditions, afforded no opportunity to vary such factors as construction details, temperatures and relative humidities. To get a clearer picture of the effect of these variables, a test unit was erected at the Forest Products Laboratory.

In tests with this unit, frost was found to form first upon the roof sheathing in the overhang of the eaves and gradually to spread upwards a foot or more. Shortly after forming here, scattered frost spots gathered on protruding nails near the middle height of the roof. It also collected between the roofing and roof boards. The amount varied from light crystals to comparatively heavy deposits. Thermocouple readings showed that attic temperatures were lowest as a rule in the overhanging eave and materially higher at the middle and top of the roof.

The dew point temperature also was lower, for the most part, in the overhanging eave than in the attic proper. The fact that frost will appear in a tight attic space in spite of reasonably good protection against vapor transmission indicates the need for attic ventilation even where vapor barriers are used. The considerable lowering of attic temperatures caused when insulation was placed in the ceiling panel did not increase the formation of frost materially. The amount of ventilation necessary, however, to remove frost had to be greatly increased. This was because lower attic temperatures necessitated removal of much more air to get rid of the vapor.

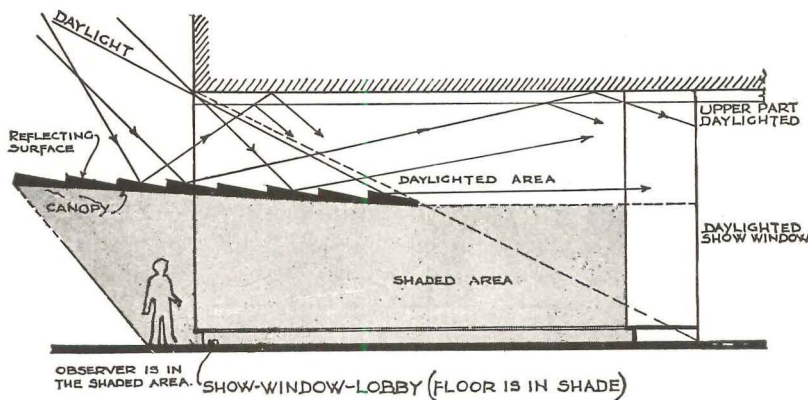
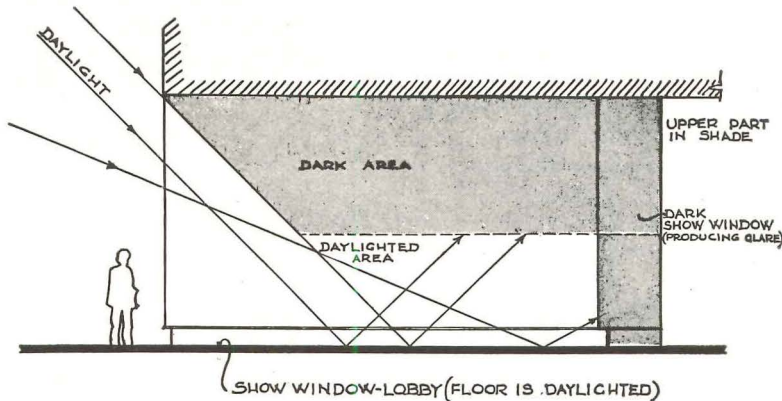
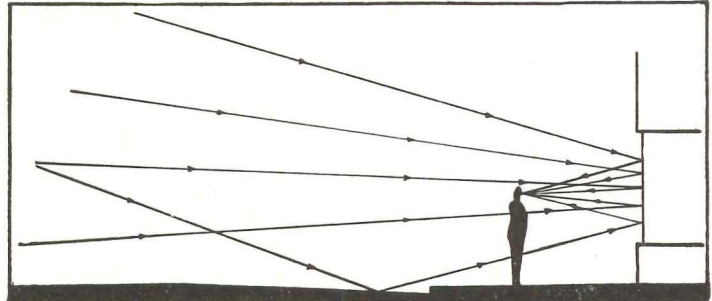
Although insulation markedly reduced the attic temperature, there still remained a distinct gap between attic and outdoor temperature, averaging about 15° F. This fact has distinct implications with regard to attic space ventilation, suggesting that temperature differences could be utilized to obtain positive circulation. With ventilators designed to take advantage of temperature differences, cold air could enter near the eaves and move upward toward the peak, where the warmed air could be vented to the outside.

SHOW WINDOW DESIGNS TO PREVENT GLARE

By Dr. Louis Parnes, A.I.A

Note: text and drawings are from Dr. Parnes' new book, *Planning Stores that Pay*, published by ARCHITECTURAL RECORD

Diagram at right shows how objects across the street or anywhere in front of a show window are reflected by flat glass. When brightness of reflections is greater than that inside window, glare results



Top: bad daylighting conditions found in many arcades, lobbies. Upper shaded area causes very dark show window interiors. Reflected sunlight in the lower area hits the show windows, producing glare. Bottom: corrected daylighting conditions. Through use of an intermediate canopy, the shaded and daylighted areas are reversed. Two remedies result— (1) all outside spaces under the canopy are darkened, the arcade floor is shaded and reflected sunlight from opposite buildings is shut off; (2) the top of the canopy receives and concentrates the direct and indirect rays and reflects them deep into the interior of the show windows

It is a well-known physical fact that a glass pane reflects in front of a dark background, but not in front of a sufficiently bright one. When the interior of a show window receives insufficient daylight, or is inadequately lit at night, the brighter objects and building fronts across the street are reflected in the show window pane. On the other hand, when the displayed merchandise is brighter than the reflected image of the opposite street front, it is easily seen.

Two methods can be used for the removal of glare:

1. Increasing the brightness of the interior of the show window and of the merchandise displayed.
2. Reducing or deflecting the brightness from external areas and objects being reflected in the window panes.

These two remedies can be only partially applied to the traditional show window system on open streets, but they may be successfully used for windows built according to new functional principles.

The brightness of an object is its general illumination times its reflective ratio, a product which may be magnified by increasing the intensity of the source of light. But the reflective ratio in a window can be increased only slightly through the choice of brighter objects or the use of bright backgrounds. Such measures will help to improve brightness, but when glare is extreme the merchandise displayed must be given an additional supply of brightness. The average show window lighting installation, however, is insufficient for counteracting glare by additional wattage.

Trials with supplementary electric
(Continued on page 141)

PRODUCTS for Better Building

TIME SWITCH

Electrical circuits of a wide variety can be provided with automatic on-off control through the use of the new *Tork-master* time switch. It has been especially designed to control window lights, signs, oil burners, stokers, intermittent pumping mechanisms, etc.

The time switch can be adjusted in 15 minute steps without special tools.



Time switch can be adjusted in steps of 15 minutes for automatic on-off control

Simple design, heavy-duty construction, a precision motor and improved gearing are said to assure prompt performance without regular attention.

The aluminum case is $3\frac{3}{4}$ by 4 by $5\frac{1}{4}$ in. and has a special attachment for padlocking. The synchronous, self-starting unit is said to handle up to 30 amperes on a single pole, and operates on 110-125 v., 60 cycle a-c. Tork Clock Co., 1 Grove St., Mount Vernon, N. Y.

AWNING TYPE WINDOW

Window lights of a new awning type window can be adjusted for ventilation by a patented crank mechanism which lowers each section from the top as it opens outward. Besides providing controlled ventilation, this arrangement is said to permit easy cleaning of even the top light from the inside of the building.

The crank-operated window lights can be opened from positions of a fraction of an inch to a full 85° . The crank mech-

anism locks the window in any desired position.

The *Super-Vent* window is made of wood sash and frame, completely assembled at the mill. Vertical bronze channels are used in the jamb for smooth operation. Individual adjustment plates are said to assure tight closing. Bronze weather stripping is used at the top and bottom of each sash. Super-Vent Co., 905 W. North Ave., Chicago 14, Ill.

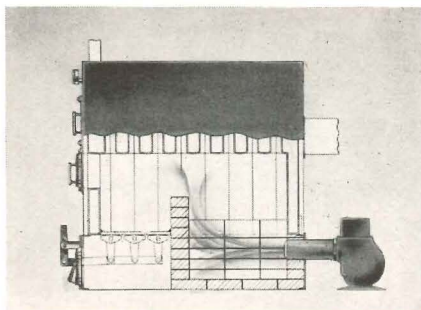
ALUMINUM ARCHITECTURAL SHAPES

Standard architectural shapes in extruded aluminum are now being offered by the Reynolds Metals Co. Shapes now available include thresholds; window sills, jambs, mouldings and stools; handrails with balusters and finishing shapes; base mouldings; copings; fascia and gravel stops. Reynolds Metals Co., 2500 S. Third St., Louisville, Ky.

BOILER WITH PROVISION FOR EMERGENCY HEATING

An automatically fired boiler, recently introduced, incorporates a special grate for an emergency coal or wood fire in case of power failure. The emergency grates are located at the front end of the boiler, and the combustion chamber for the oil burner, gas burner or stoker is at the back.

During normal operation, the grates are covered with insulation board in




Special grate in automatic boiler permits emergency firing in case of power failure

order to prevent air leakage. Should the power fail, the insulation can be quickly removed and a fire started before the system has cooled appreciably, according to the manufacturer. The grates are said to be of sufficient size to maintain

comfortable conditions during emergency operation. The arrangement of the grate equipment is such that normal burner operation can be resumed immediately after power is restored. H. B. Smith Co., Inc., Westfield, Mass.

AIR CONDITIONING GRILLES

In order to provide decorative quality and good operating performance in the same air-conditioning outlet, the Hendrick Mfg. Co. has developed a deflect-



Vanes (right) for air conditioning outlet are concealed by ornamental grille (left)

ing vane grille which is said to remain effectively concealed when an associated ornamental grille is placed in front. The deflecting vanes of the *Bulator* are constructed so that the air flow can be directed right or left, up or down, or in a combination of directions.

The *Bulators* are available in a wide variety of design motifs. They can be supplied in a wide range of dimensions, bar sizes and perforations, in aluminum, bronze, copper, Monel, regular and stainless steel. Hendrick Mfg. Co., Carbondale, Pa.

TABLE TOP REFRIGERATOR

Glasco, a table top refrigerator with 5 cu. ft. net capacity, was displayed for the first time at an International Home Furnishings Market in Chicago last month.

Reported to be "ideal for small homes and modern kitchens in which work space and shelf area is at a premium," the unit is 27 in. wide by $24\frac{1}{2}$ in. deep and stands $34\frac{1}{2}$ in. high. Legs or a standard $1\frac{1}{2}$ in. top bring the height to the standard kitchen appliance measurement of 36 in.

Of welded steel construction, bonderized, and with two coats of high temperature baked enamel, the cabinet also features fiber glass insulation and adjustable gliders at the base for easy leveling.

(Continued on page 172)

three mistaken ideas about Sound Conditioning...

mistake #1 THAT SOUND CONDITIONING IS EXPENSIVE...

The fact is: The cost of Acousti-Celotex* treatment in many installations hardly exceeds the cost of the usual surface that it replaces. And where a suspended ceiling may be specified, Acousti-Celotex sound conditioning can often be added for only a few cents more a square foot.

mistake #2 THAT SOUND CONDITIONING IS A LUXURY...

The fact is: Letters and figures from thousands of different applications show that, far from being a luxury, Acousti-Celotex sound conditioning is a sound investment... because it increases output, cuts down errors, and reduces employee turnover.

mistake #3 THAT THE USE OF SOUND CONDITIONING IS LIMITED TO SPECIFIC AREAS...

The fact is: More and more architects are specifying *overall* use of Acousti-Celotex sound conditioning for truly modern buildings—offices, hospitals, schools, banks, and other structures. Incidentally, *more sound conditioning has been done with Acousti-Celotex products than with any other material.*

YOU ARE INVITED to submit your acoustical problems to a trained sound technician—your nearest distributor of Acousti-Celotex products. His judgment gives you the benefit of the accumulated skill of a quarter century in sound conditioning . . . and experience in installing millions of square feet of Acousti-Celotex products. Write us today for the name of your nearest distributor in the United States or Canada. Sound conditioning is a sound investment.

*REG. U. S. PAT. OFF.

THE CELOTEX CORPORATION, CHICAGO 3, ILLINOIS



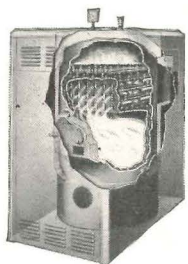

TRADE MARK REG. U. S. PAT. OFF.

ACOUSTI-CELOTEX


Sound Conditioning

PRODUCTS FOR EVERY SOUND CONDITIONING PROBLEM


"Mr. FITZGIBBONS...
I hear you are starting
a boiler business"



"400" SERIES



"80" SERIES



"D" TYPE

The Year was 1886

—when a million people hailed the unveiling of the Statue of Liberty on Bedloe's Island in New York harbor. That was the year that Patrick Fitzgibbons, experienced journeyman boiler builder, announced the formation of the Fitzgibbons Boiler Company.

The sixty-three years between then and now have seen many industrial organizations come and go—but in the case of Fitzgibbons, it has simply meant better and better Fitzgibbons Steel Boilers, constantly improved manufacturing methods, and a consistently increasing Fitzgibbons reputation among architects, heating contractors, building owners and engineers.

The selection of a Fitzgibbons Steel Boiler has always been a wise choice—and will continue to be.

"400" SERIES • "80" SERIES • "D" TYPE

A.S.M.E. CODE BUILT • HYDROSTATICALLY TESTED
S.B.I. CODE RATED • HARTFORD INSURANCE INSPECTED

Fitzgibbons Boiler Company, Inc.

101 PARK AVENUE, NEW YORK 17, N. Y.

Manufactured at: OSWEGO, N. Y.

Sales Branches in Principal Cities

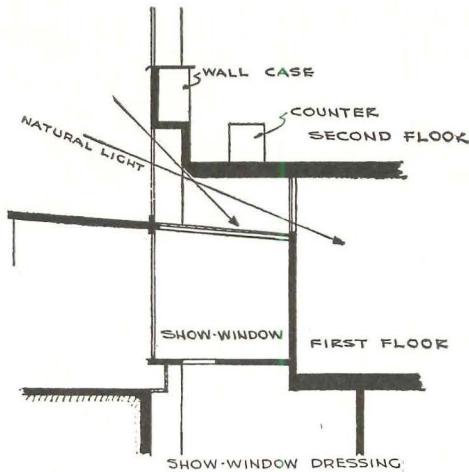


FITZGIBBONS
THE RIGHT NAME IN STEEL BOILER HEAT

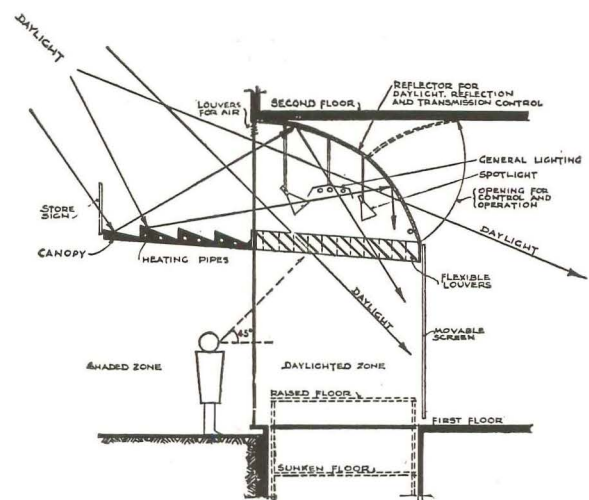
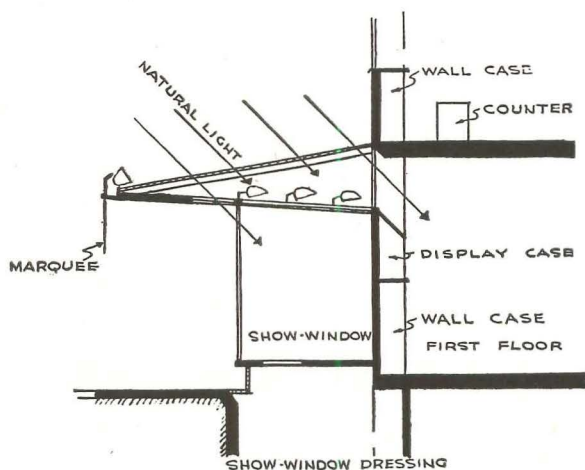


SHOW WINDOW DESIGNS TO PREVENT GLARE

(Continued from page 137; continued on page 143)



Section through a show window with a canopy and transom windows. The size of the latter is increased by "breaking" the second floor sills, allowing greater access of natural light into the show window



Left: one of the best ways to stop glare is to extend part of the show window out from the building or to project it completely. Skylights over such windows flood the entire window space evenly with daylight, so that internal and external brightness contrast is equalized and glare eliminated. Right: this show window, with saw-tooth, reflecting canopy and transom windows, has flexible ceiling louvers and a reflector provided for additional daylight control. Dr. Louis Parnes, architect


lighting have rarely brought about the complete elimination of glare. The necessary electrical costs, plus the cost of removing the resulting high intensities of heat, cannot be squared economically with the advertising value of the show window. From the point of view of economy, therefore, the complete elimination of objectionable daytime glare in show windows by electric lighting alone is still out of the question; though at night, when there are not too many conflicting auto lights, signs, street lamps, or similar sources of reflections, something can be done.

For this reason, special structural measures, transoms and skylights, are needed to admit additional daylight into the interior of show windows and thus cheaply reduce daytime glare. (See drawings this page.)

The second method of counteracting objectionable glare is to shut off or deflect the strong brightness of the reflected objects and surfaces from the glass pane. Shutting off requires structural measures such as canopies (pages 137, 141); deflection requires optical measures as are used with invisible glass panes (page 143).

ELECTRUNITE E.M.T.

— MODERN STEEL PROTECTION FOR MODERN WIRING INSTALLATIONS . . .



ELECTRUNITE E.M.T. is ideally suited for installation in concrete because it requires less space than ordinary threaded-type conduit. It is fully approved by the National Electrical Code for this and many other types of installation.

For complete details about the many reasons why contractors and workmen alike prefer to use ELECTRUNITE E.M.T., write today to:

REPUBLIC STEEL CORPORATION
STEEL AND TUBES DIVISION • CLEVELAND 8, OHIO
Export Department: Chrysler Building, New York 17, New York

SEE SWEET'S FILE

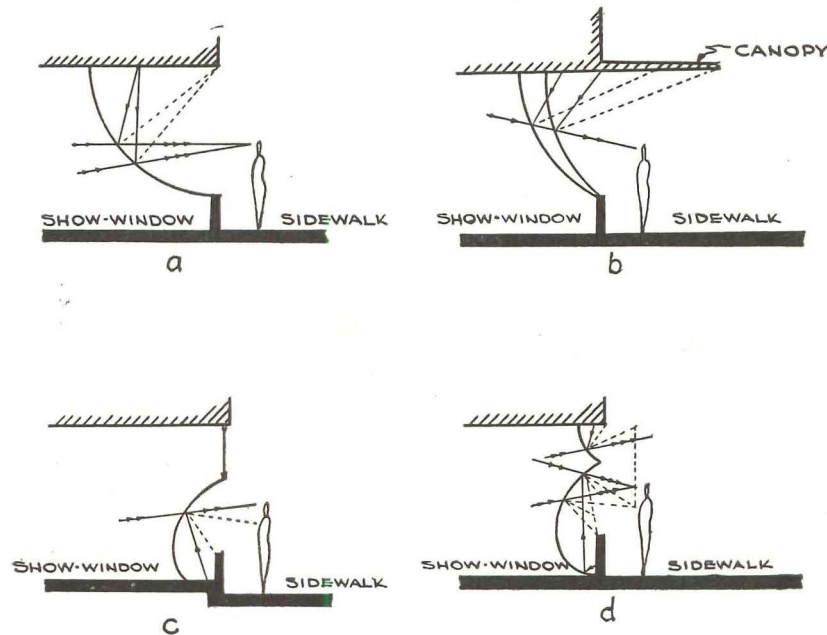
or write us for detailed information on these Republic Steel Building Products:

Pipe—Sheets—Roofing
Enduro Stainless Steel
Toncan Enameling Iron
Electrunite E. M. T.
Fretz-Moon Rigid Steel Conduit
Taylor Roofing Terns
Berger Lockers, Bins, Shelving
Berger Cabinets for Kitchens
Truscon Steel Windows, Doors, Joists
and other Building Products



LIGHTWEIGHT THREADLESS RIGID STEEL RACEWAY

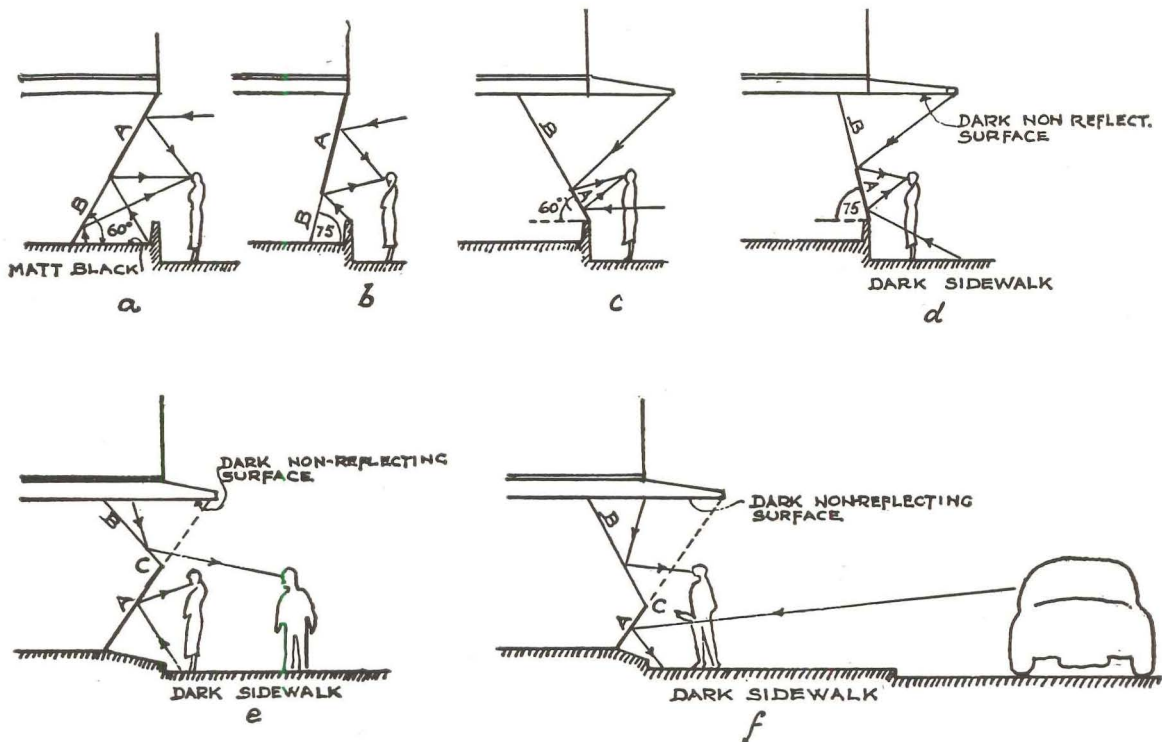
SHOW WINDOW DESIGNS TO PREVENT GLARE



(Continued from page 141)

In the sketches of the cylindrical glass fronts, (b) is similar to (a) but has a smaller curve, and its effect depends upon the projected canopy to absorb the reflected rays. In both cases the soffits have to be treated with a non-reflecting coat (matte black). These windows collect dust easily and take away display space. Elliptical glass fronts are shown in (c) and (d). The double type has proved to be most satisfactory in practice

Among the optical means for preventing glare are the invisible glass panes; reflections are eliminated by either curving the glass or by tilting a flat glass panel. The required curve or inclination of the pane can be calculated so that all reflective rays may either be deflected towards a dead-black surface or baffle or entirely eliminated from the field of vision



Tilting glass panes throws the reflections outside the observer's field of vision and produces, to a certain height, glare-free windows. Reflected rays are thrown downwards in (a) and (b) where they are absorbed by free space in front of the glass and dark or shaded sidewalks. In (c) and (d) most of the reflected rays are cast towards the dark ceiling which absorbs them. In (e) and (f) the rays are absorbed by both the dark sidewalk and ceiling

THE RECORD REPORTS

(Continued from page 16)

the federal government channel \$750 million to private lending institutions willing to make GI loans to home-seekers but which had used up their credit funds. This, it was said, probably would be administered by Veterans Administration as the bill was drafted. This point was not certain, however.

Also extreme was the proposition contained therein that if the channeling of funds to private lenders did not work, and if a broadened secondary market for GI loans failed to give the necessary relief, then Veterans Administration be empowered to make loans directly to the qualified veterans.

An interesting feature of the Rogers legislation is that dealing with public works — community facilities — for veteran developments. It provides that \$50 million be made available for construction of these facilities, such as roads, sewers, water mains, etc., in those instances where such installations are not provided through other agencies. This part of the plan would be administered by the Federal Works Agency, and would supply such conveniences only in those cases where state, county or local governments failed to do so. This would be an outright appropriation without return, whereas the loan provisions call for eventual repayment to the Treasury with interest. An interest charge of "4 per cent or less" is set out.

Mrs. Rogers and her assistants are anxious to see the channeling program tried first, in connection with the expanded secondary market for GI home loans. Then, as a last resort, they would put the government in the lending business by making the loans available directly to qualified veterans through the VA.

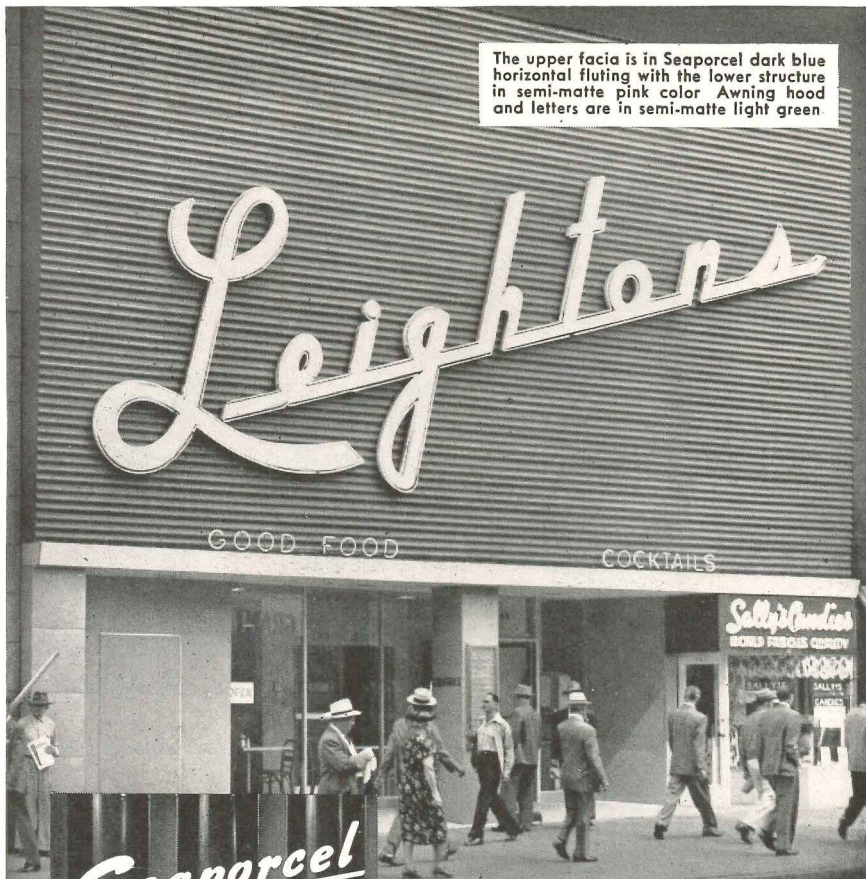
There are certain other steps outlined in the Rogers bill, too. It would single out farm veterans for special attention.

The Massachusetts Congresswoman said her proposed law is designed to enable World War II veterans to acquire homes and farms at rentals and prices the veterans can afford to pay.

Spence Favors Controls

Rep. Brent Spence of Kentucky, who regained chairmanship of the House Banking Committee, told the ARCHITECTURAL RECORD that he favors standby controls for the President to enable him to allocate scarce building materials for housing construction. This is important since any housing legislation prepared for House consideration would pass through the Spence committee. And Rep. Spence has said there will be housing legislation.

(Continued on page 146)



The upper fascia is in Seaporcel dark blue horizontal fluting with the lower structure in semi-matte pink color. Awning hood and letters are in semi-matte light green.

Seaporcel
PORCELAIN
ENAMEL

One of many stock dies

Architectural SHAPED Parts are

PRACTICAL

LIGHTWEIGHT • DURABLE • ECONOMICAL
FIRE PROOF • EASILY CLEANED

The entire facade of Leighton's new building in Los Angeles, California shows how one of a variety of Seaporcel* "shaped" parts has been applied for esthetic as well as practical value.

BEARING IN MIND the ease of installation, the negligible maintenance cost, its strength, long life and beauty of fadeless color (which is almost limitless) and you have the reasons for architects' preference for Seaporcel architectural material in designing store fronts, entire building facades and even interiors.

EXTRUDED OR REVERSE, Seaporcel "shaped" or custom fabricated parts are obtainable in such versatile surface textures as "terracotta," "limestone," "granite," in semi-matte, matte or gloss finishes.

Write today for catalog showing applications and current jobs.

SEAPORCEL METALS, INC.

Formerly Porcelain Metals, Inc.

28-02 Borden Ave., Long Island City 1, N. Y.
Complete A. F. of L.-Metal Fabricating & Enameling Shop

Also manufactured on the West Coast

SEAPORCEL CORPORATION OF CALIFORNIA

Represented by Douglas McFarland & Co., 1491 Canal St., Long Beach, Cal.



*Reg. U.S. Pat. Off.

Seaporcel

Member Porcelain Enamel Institute, Inc.

ANNOUNCING . . .

The *New* ~~FASTER DRYING~~
Sani-Dri

ELECTRIC HAND AND FACE DRYER

**CUTS DRYING TIME
 25% OR MORE!**

• Now . . . a new, improved heating element makes Sani-Dri the fastest drying machine of its kind! Users now enjoy this modern, sanitary method of hand and face drying and do a thorough drying job in 25% less time! Yet, the new Sani-Dri consumes no more current than before. For new installations or modernization of old washrooms, there's nothing like the new and faster drying Sani-Dri. Write for the latest facts today!

**SAVES UP TO 85% OF
 WASHROOM COSTS!**

You eliminate towels completely with the Sani-Dri. No servicing of empty towel cabinets . . . no unsanitary litter . . . no fire hazards . . . no paper clogged soil pipes—Sani-Dri provides completely automatic drying service 24 hours a day, year after year, with little or no maintenance! Sani-Dri pays for itself out of savings! Mail coupon for new literature today!



Built in Wall Models
 For New Installations!



Pedestal Models for
 Modernization of old Washrooms!

THE CHICAGO HARDWARE FOUNDRY CO.

"Dependable Since 1897"

8249 COMMONWEALTH AVENUE NORTH CHICAGO, ILL.

Distributors in Principal Cities

THE CHICAGO HARDWARE FOUNDRY CO.

8249 Commonwealth Avenue
 North Chicago, Illinois

GENTLEMEN:

Please send literature on the following.

Brochure 1082 on new, faster-drying Sani-Dri Electric Hand and Face Dryer.

Brochures on complete line of restaurant stools, tables, table bases and costumers.

Name _____

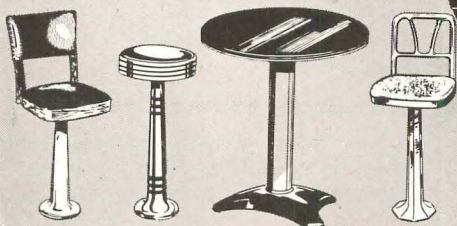
Firm _____

Address _____

City _____ State _____

**MAIL
 COUPON
 FOR
 LATEST
 FACTS!**

A Complete Line of Modern,
 New Stools and Tables



THE ONLY
 ELECTRIC
 DRYER WITH
 THE UNDER-
 WRITER'S SEAL
 OF APPROVAL.

Where Condensation Threatens Metal...

RUST-OLEUM

STOPS RUST



Long-Lasting, Low-Cost Protection For Structural and Other Steel!

Rust-Oleum seals rustable metal with a tough, elastic *enduring* coating that defies destructive conditions including condensation, dampness, water, fumes, etc.—*indoors or out*. It's an *industry-proved* product available in all colors that adds years of useful life to factories, public buildings, apartments, homes and other structures.

Architects can safely recommend Rust-Oleum with full confidence that it will eliminate hidden rust and possible structural failure — particularly in crawl spaces and inaccessible areas where ventilation difficulties create condensation or dampness.

If you have a rust problem, give us full information and we will gladly offer specific recommendations. See complete Rust-Oleum catalog in Sweet's Architectural and Engineering Files, or write for a copy.



RUST-OLEUM CORPORATION

2479 Oakton St., Evanston, Illinois

THE RECORD REPORTS

(Continued from page 144)

In the opinion of the new chairman, too much "unessential" construction work is going on now. Home building, he said, cannot compete with race tracks, bowling alleys and other structures of the recreational type since builders of the latter can "pay attractive bonuses and lure contractors" away from the home building field.

"We must make some effort to get more materials for homes," he commented. "I would favor allocation of materials from race tracks and similar building to homes."

Rep. Spence had not yet decided whether he would have a housing bill of his own. He said he wanted to consult with Administration leaders and go into the matter thoroughly before formal committee considerations were started. Until such time as the committee hearings did open, the subject of housing would be under intense study in all its aspects, the Kentucky Congressman said.

He summarized his attitude with the observation, "Building is only as effective as the shortest material permits it to be."

Materials Picture Brighter

James M. Ashley, President of the Producers' Council, looks for increased output of construction items in 1949. The producers broke all records in 1948. The men who make the brick, tile, and produce the lumber and plumbing supplies and other housing items are looking for a slightly lowered demand during the next 12 months compared with 1948. This is because only a narrow margin of increase in volume of new construction is being predicted and a firm decrease in the amount of maintenance and repair work is in prospect. Therefore, a materials supply equal to or somewhat larger than 1948's should be available in the year just begun.

The Council books show that dealers' inventories have improved substantially for most products and that the production of some building materials and equipment items has grown to the point where cutbacks have had to be effected. As the supply of all items comes up in volume, construction lumber no longer is any problem as far as supply is concerned, Ashley points out. There is no surplus of millwork, but the backlog of orders on hand has been decreasing in recent months.

More Rental Housing Urged

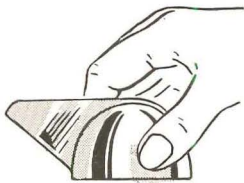
Mr. Spence, as well as favoring some stand-by controls for allocation of building materials, would like to see incen-

(Continued on page 148)

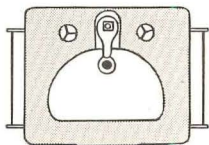


LOW MAINTENANCE—4 WAYS!

1. Simple replacement... With *Dial-ese* fingertip controls, you just slip out the worn cartridge unit, slip in the new—one *Dial-ese* unit fits all Crane faucets . . . lavatories, baths, and sinks.



2. Long life... Years of the toughest usage have proved Crane fixtures' resistance to wear. (And note how this Crane Diana Lavatory is shaped to conserve water. . . rounded at the basin, but plenty of room in front . . . another saving!)



3. Easy cleaning... This Crane Walton Closet is mounted off the floor to save on clean-up time. And how *easy*—once over with a damp cloth, and Crane fixtures shine like new!



4. One quality throughout... Every part made for every other. Crane supplies not only the fixtures themselves, but also the piping that makes them work.

where the question is low maintenance

... the answer is Crane!

And that *is* the question in hotel and apartment plumbing. No apartment owner can afford plumbing that takes a lot of care—and certainly no hotel man can risk it!

That is why, here as in the home, the natural choice is Crane. Crane alone gives *four-way* assurance of low maintenance costs (see left). Crane supplies every type and style of fixture. And Crane is the one choice with which clients are certain to agree—the best-known name in the field.

See your copy of "Crane Service for Architects" for examples of Crane hotel and apartment plumbing. And be sure to check your plans early with your Crane Branch or Crane Wholesaler.

CRANE

836 South Michigan Ave., Chicago 5, Illinois

Plumbing and Heating • Valves • Fittings • Pipe

HOTEL AND APARTMENT PLUMBING • NATION-WIDE SERVICE THROUGH BRANCHES, WHOLESALERS, PLUMBING AND HEATING CONTRACTORS

For lasting floors—TERRAZZO



**For beautiful Terrazzo—
ATLAS WHITE CEMENT**

Long-lasting service . . . a bright, clean appearance. That's the combination Terrazzo brings to floors. Made with a matrix of Atlas White Cement, enduring Terrazzo floors hold their original beauty through years of constant foot traffic.

Because Atlas White Cement is outstanding for both uniformity and whiteness, color pigments and aggregates show up at their best, in either contrast or blend. An infinite variety of color tones and shadings are possible . . . not only in Terrazzo, but in Stucco, Cement Paint and Architectural Concrete Slabs.

Atlas White complies with Federal and ASTM specifications for portland cement. It has the same advantages for concrete and is used in the same way. Concrete made with Atlas White cleans easily. Maintenance costs are low.


For further information on the uses of Atlas White Cement, see *SWEET'S CATALOG*, Section 4B/2 and 13B/8, or write to Atlas White Bureau, Universal Atlas Cement Company (United States Steel Corporation Subsidiary), Chrysler Building, New York 17, N. Y.

AR-T-14

FOR BEAUTY AND UTILITY

ATLAS WHITE CEMENT

FOR TERRAZZO, PAINT, SLABS, STUCCO



"THEATRE GUILD ON THE AIR"—Sponsored by U. S. Steel Subsidiaries
Sunday Evenings—ABC Network

THE RECORD REPORTS

(Continued from page 146)

tives legislated for more construction of rental housing. That is, he favors some help, probably in the form of financial aid, for those contractors willing to stress the building of rental units. He has said that only 15 per cent of new housing is going up in rental units. And this is not enough of the rental type to suit him. With construction costs as high as they are, he is advising veterans not to buy houses unless they have to.

He also is willing to go along with the current efforts, expressed on so many fronts, for greater economy in home building. He wants legislation to help stimulate more home building in the \$10,000 and under bracket — by private enterprise. If he has his way, private builders will get the material to do the job, if government has to allocate it to them.


The Kentucky Representative was not so exact in his discussion of government participation in the financing of houses. This is a field which he believes will take much more study in view of the current drying up of the mortgage market. He sees lenders willing to take risks on uninsured loans with higher interest rates, favoring these over government-insured loans at lower rates of interest. It is a condition requiring close scrutiny by Congress, and action to correct if that is found necessary, he observed.

VA Will Not Raise Loan Rates

A new tinge was placed on the home financing picture early last month when the Veterans Administration made the flat assertion it would not raise the interest rates on GI loans from 4.0 per cent to 4.5 per cent. VA was given the privilege of raising the rate by the last Congress; it could have voluntarily pushed the figure up to 4.5 per cent with the consent of the Secretary of the Treasury. But the agency conducted its own survey of the mortgage market, consulted with other federal finance agencies, and, after many months of speculation in industry, came out with its statement on January 3.

This development was expected to release some credit for home construction that had been held back by uncertainty as to VA's position. Many segments of the home construction industry had complained that the 4 per cent figure offered by VA conflicted with the 4.5 per cent which Federal Housing Administration permits on its own guaranteed home loans. There was no doubt that VA's final firm decision in the matter, while

(Continued on page 150)



← **KAYLO ROOF TILE** can be laid on standard structural shapes, or on rail-type or hollow-box sub-purlins attached to purlins (left).

EASY TO HANDLE, Kaylo Roof Tile slips into place on sub-purlins. Kaylo Roof Tiles are so light they can be easily distributed over the roof deck directly to points of application.

KAYLO ROOF TILE can be cut to fit with ordinary hand or power tools. *Above:* Tile is beveled and fitted on angular skylight.

This structural roof deck insulates


IN EVERY roof deck of Kaylo Insulating Roof Tile, there's a unique combination of advantages that can be found in no other type of roof deck:

It's lightweight. The tile weighs less than 6 pounds per square foot.


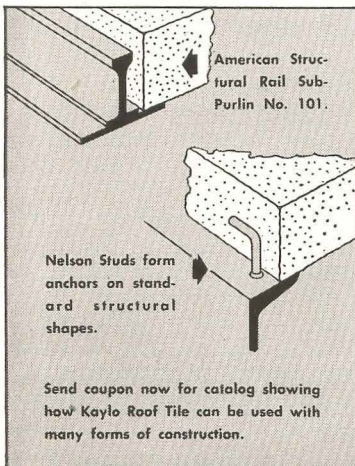
It insulates. Here, in one material, is thermal insulation and structural strength. Kaylo Insulating Roof Tile has insulation value equal to an inch and a half of standard insulating board.

Does not burn. Kaylo Roof Tile withstands building fire temperatures (as defined by the standard A.S.T.M. fire curve) for more than one hour without permitting a temperature rise on the cold side great enough to constitute failure.

Get *all* the facts about this remarkable new roof deck material. Send in the coupon below.



UNDERSIDE OF KAYLO ROOF DECK forms a completed ceiling, without treatment or painting. It reflects light, raises illumination levels. Top side is covered with built-up roofing, as shown above.



SEND COUPON FOR DATA

AMERICAN STRUCTURAL PRODUCTS COMPANY
Dept. F-401, P.O. Box 1035
Toledo 1, Ohio

Gentlemen:

Please send me, without obligation:

- Illustrated booklet, "Kaylo Insulating Roof Tile."
- Free sample of Kaylo Roof Tile.
- Have representative call.

Name _____

Address _____

City _____ County _____ State _____

THE

Commodore


Shower Cabinet

DESIGN NO. 2000-C



The finest in shower cabinet design and construction, now again available for installation in bathrooms where the ultimate in luxury is desired.

Back wall panels are white vitreous porcelain enamel, glass panels set in solid brass chromium plated frame. Receptor deep type terrazzo generous size with overall dimensions 40" x 40" x 80". Architects, Builders and home owners will welcome back this Fiat shower cabinet that typifies luxury shower bathing equipment.



Fiat

Metal Manufacturing Company

CHICAGO 13, ILL.

LONG ISLAND CITY 1, N. Y.

LOS ANGELES 33, CALIF.

In Canada Fiat showers are manufactured by Porcelain and Metal Products, Ltd., Orillia, Ont.

THE RECORD REPORTS

(Continued from page 148)

continuing the "double standard of interest rate" on insured loans, would release some credit held back by lending institutions which waited to see which way the veterans' agency would decide to jump. But the extent of this released volume could not be appraised accurately.

The home builders themselves, through their National Association, called for an improved secondary market to relieve the "serious tightening of mortgage lending during the last four months." N.A.H.B. looked for both good and bad housing legislation to be enacted in the first three or four months of the new session of Congress — now just one month old. "It is our job," said N.A.H.B., "to support whatever bills will assure a continuance of the present volume production for veterans and others and to oppose uncompromisingly all legislation which would place the federal government in control of the industry through construction and operation of public housing, through the control of local slum clearance, etc."

Cooperatives Gaining Slowly


More is certain to be heard of the realtors' cooperative housing plan which is modeled after the one in existence in Sweden for so many years. The National Association of Real Estate Boards appointed a special committee to go into the subject of cooperatives and see if that should be offered as the N.A.R.E.B. solution to the current housing problems, and it seems likely that the plan will form the basis of any recommendations to be made by that body. N.A.R.E.B. claims such a system of cooperative home building, wherein individual groups initiate projects, would keep the whole framework of home construction in the hands of private enterprise even though government financial assistance is involved.

The government already has stepped up the tempo of its cooperative activities under the Housing Act of 1948. Thomas S. Gray, an authority in the field, has been named to head up an office on Cooperative Housing and Yield Insurance. Looking upon these as comparatively new fields, the Federal Housing Administration extends the services of the new office to help solve problems of corporations, charters, by-laws and contract documents involved in setting up a cooperative to build houses.

The plan as it is now operating under the law passed last summer, permits non-profit cooperatives to establish themselves to build either detached or multiple-family dwelling units for occupancy

(Continued on page 152)

Mesker Steel Windows



ETHYL CORPORATION
Development Laboratory and Pilot Plant
BATON ROUGE, LA.

Architect:
Bodman & Murrell, Baton Rouge
Contractor:
R. P. Farnsworth & Co., Baton Rouge

Because windows, once installed, should be largely forgotten, it is doubly important to remember Mesker Windows in the planning stage. The Mesker Steel Windows used in this building are constructed for long, low-maintenance service, smooth operation and permanent weathertightness so they can be forgotten, except for continued satisfaction over the years.



MESKER INTERMEDIATE AND ARCHITECTURAL PROJECTED WINDOWS

These popular steel windows have been installed in some of the country's leading schools, banks, factory offices, stores and public buildings. Members 1 $\frac{3}{4}$ " deep are extra heavy, extra strong. Available with and without hopper ventilators in a wide range of heights and widths. See the Mesker Catalog in Sweet's, or write for detailed data sheets.

(Continued from page 150)

CONSTRUCTION COST INDEXES — Labor and Materials

United States average 1926—1929 = 100

Presented by Clyde Shute, manager, Statistical and Research Division, F. W. Dodge Corporation, from data compiled by E. H. Boeckh & Associates, Inc.

Period	NEW YORK					ATLANTA					ST. LOUIS					SAN FRANCISCO				
	Residential		Apts., Hotels, Office Bldgs. Brick and Concr.	Commercial and Factory Buildings		Residential		Apts., Hotels, Office Bldgs. Brick and Concr.	Commercial and Factory Buildings		Residential		Apts., Hotels, Office Bldgs. Brick and Concr.	Commercial and Factory Buildings		Residential		Apts., Hotels, Office Bldgs. Brick and Concr.	Commercial and Factory Buildings	
	Brick	Frame		Brick and Concr.	Brick and Steel	Brick	Frame		Brick and Concr.	Brick and Steel	Brick	Frame		Brick and Concr.	Brick and Steel	Brick	Frame		Brick and Concr.	Brick and Steel
1920	136.1	136.9	123.3	123.6	122.6	122.8	122.9	108.6	109.8	105.7	118.1	121.1	112.1	110.7	113.1	108.8	107.5	115.2	115.1	122.1
1925	121.5	122.8	111.4	113.3	110.3	86.4	85.0	88.6	86.4	85.0	108.9	108.9	104.4	104.4	104.4	90.8	86.8	99.5	102.1	98.0
1930	127.0	126.7	124.1	128.0	123.6	82.1	80.9	84.5	82.1	80.9	95.1	90.1	89.0	96.9	98.5	97.5	97.5	98.5	97.5	100.8
1935	93.8	91.3	104.7	108.5	105.5	72.3	67.9	84.0	72.3	67.9	84.0	87.1	85.1	95.1	97.4	94.7	95.1	97.4	94.7	100.8
1939	123.5	122.4	130.7	133.4	130.1	86.3	83.1	95.1	86.3	83.1	95.1	97.4	94.7	99.9	98.5	97.5	99.9	98.5	97.5	100.8
1940	126.3	125.1	132.2	135.1	131.4	91.0	89.0	96.9	91.0	89.0	96.9	101.4	100.8	102.8	102.5	104.4	102.8	102.5	104.4	100.8
1941	134.5	135.1	135.1	137.2	134.5	97.5	96.1	104.4	97.5	96.1	104.4	104.9	105.1	102.8	102.5	104.4	102.8	102.5	104.4	100.8
1942	139.1	140.7	137.9	139.3	137.1	102.8	102.5	104.4	102.8	102.5	104.4	104.9	105.1	109.2	109.8	108.5	109.2	109.8	108.5	100.8
1943	142.5	144.5	140.2	141.7	139.0	109.2	109.8	108.5	109.2	109.8	108.5	104.9	105.1	123.2	124.5	117.3	123.2	124.5	117.3	108.7
1944	153.1	154.3	149.6	152.6	149.6	123.2	124.5	117.3	123.2	124.5	117.3	104.9	105.1	132.1	133.9	123.2	132.1	133.9	123.2	108.7
1945	160.5	161.7	156.3	158.0	155.4	148.1	149.2	136.8	148.1	149.2	136.8	104.9	105.1	146.2	147.9	136.8	146.2	147.9	136.8	108.7
1946	181.8	182.4	177.2	179.0	174.8	189.3	194.0	166.7	189.3	194.0	166.7	104.9	105.1	191.9	196.7	168.6	191.9	196.7	168.6	108.7
Dec. 1947	231.3	234.1	219.8	218.4	215.1	194.6	198.5	172.1	194.6	198.5	172.1	104.9	105.1	244.8	246.4	233.9	244.8	246.4	233.9	108.7
Jan. 1948	238.8	242.7	225.1	224.6	220.0	194.6	198.5	172.1	194.6	198.5	172.1	104.9	105.1	244.8	246.4	233.9	244.8	246.4	233.9	108.7
Feb. 1948	239.2	243.2	225.2	224.8	220.1	194.6	198.5	172.1	194.6	198.5	172.1	104.9	105.1	244.8	246.4	233.9	244.8	246.4	233.9	108.7
Mar. 1948	244.8	246.4	233.9	237.0	229.9	194.6	198.5	172.1	194.6	198.5	172.1	104.9	105.1	244.8	246.4	233.9	244.8	246.4	233.9	108.7
Mar. 1948	98.3	101.2	79.1	77.6	76.6	125.6	139.1	81.2	125.6	139.1	81.2	77.5	83.7							

What will it cost? That's the client asking. And every day, everywhere in the United States, the architect's answer is deciding whether thousands of new buildings are to go ahead.

The architect and engineer need dependable cost information. They get it in the regular and *exclusive* Architectural Record feature above, compiled by E.H. Boeckh & Associates. Which is one more reason why architects and engineers reach for the Record . . .

. . . and why Architectural Record is *first*, among all architectural publications, in architect circulation, in consulting engineer circulation, in number of advertisers and total pages of advertising carried. Architectural Record is the *workbook of the architect-engineer*.



ARCHITECTURAL RECORD, 119 West 40th Street, New York 18, N. Y.

Please send me the following reports for my file on the building market and architectural advertising:

- 6-month 1948 analysis of architect-engineer-planned work by dollar volume and numbers and kinds of projects.
- 8-month 1948 analysis of architectural advertising by product classifications and by publications.
- Who writes specifications? A survey of architectural offices.
- 8-month 1948 chart of advertising volume in the architectural field.
- Six regional studies of coverage of planning and specifying activity.
- How "controlled-paid" circulation is influencing the sale of your product today.
- A simple summary of architect and engineer circulation, by publications.
- How the mathematics of architecture guides the specification of your product.
- Pointers on writing architectural copy — a check list for advertisers.

NAME

FIRM

STREET

CITY

(Please clip to your letterhead)

by the members. Twelve or more family units of the detached type must be built by each group so established.

If any such group consists primarily of World War II veterans (75 per cent or over), the principal obligation of the venture can be insured for 95 per cent of the amount the FHA administrators estimate as the replacement cost on the basis of conditions prevailing on December 31, 1947. This type of cooperative, then, is set up on an "estimated cost" of construction basis.

The second type of loan insurance is offered to any group composed of a mixture of veterans and non-veterans where the veterans number less than 75 per cent of the total. In such instances, the loan is insured up to 90 per cent of the amount the FHA administrator estimates as the value of the properties when completed.

There are certain strings attached to this type of cooperative home building, too. For one thing, a need for the dwellings proposed in the community where they are to be built must be determined by the FHA administrator before construction can proceed. This is not a serious point now, with the housing shortage still acute, but it could present complications at a later date when the shortage is relieved and veterans or others want to group together to build for themselves in communities already adequately supplied.

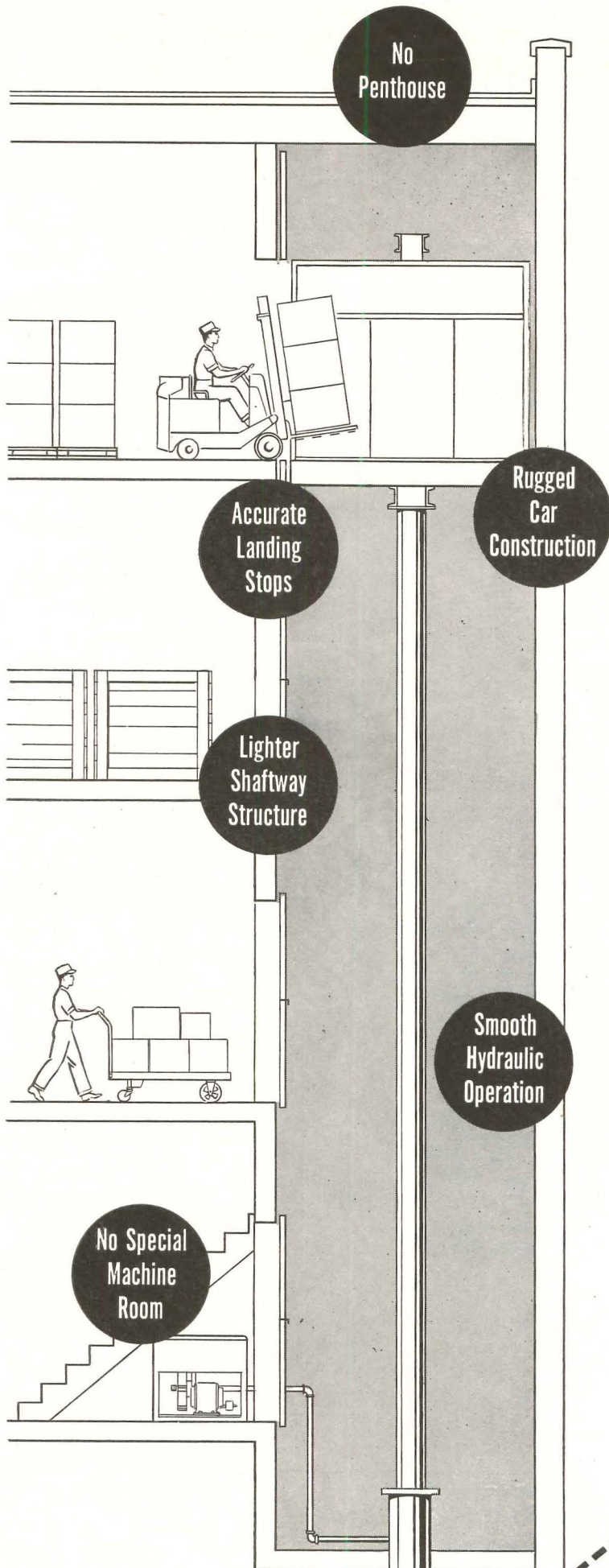
Though the cooperative law was passed some seven months ago, there has not been much activity under it so far. At the beginning of 1949 only two projects were under consideration, one of them at the commitment stage.

The purpose of the yield insurance, of course, is to attract investment capital into the production of rental housing for families of moderate income where no mortgage financing is involved.

Under the provisions of Title VII of the National Housing Act, the FHA is authorized to insure the minimum annual amortization charge of 2 per cent of the established investment plus an annual return of 2.75 per cent of the outstanding investment. Established investment means all approved costs prior to initial occupancy.


True, these provisions of the Act have been in effect only since last August and, as FHA points out, a great deal of interest has been shown. But it cannot be said that the cooperative housing and yield insurance portions of the law have "taken" as yet. The naming of Gray as a special assistant was a move toward stimulating activity in these two fields.

(Continued on page 154)



A Rotary Oilhydraulic is the most practical elevator for 2, 3 or 4 stories

You can simplify your plans and streamline your building designs. The Oilhydraulic Elevator requires no costly, unsightly penthouse because it's *pushed up* from below by a powerful hydraulic jack . . . not pulled from above. This also makes possible a lighter shaftway structure . . . no need for heavy load-bearing supporting columns. No special machine room is required, either, for the compact Oilhydraulic power unit. Other features that please building owners are smooth operation, accurate landing stops, rugged car construction, and economical service.



**This new booklet
was written for
architects**

Send a copy of your Booklet RE-302 (AIA File 33) to:

Name.....
 Address.....
 City.....
 State.....
 ROTARY LIFT CO.
 1002 Kentucky, Memphis 2, Tenn.

PBA Surveying Plant Needs

Besides the defense program effects on fuel, the architect must watch as well another defense development mentioned previously by the ARCHITECTURAL RECORD — the National Industrial Reserve program under the Federal Works Agency. Industrial surveys are being made by the Public Buildings Administration under FWA after taking over of industrial plants needed for defense (plants used during the recent war but not now in

use) to determine the work required to put each plant in condition for its originally designed purpose and capacity. Repairs and stand-by preparation will be done either by contract or by custodial maintenance forces.

School Building May Boom

Government economists are fairly confident that a home construction slump, should one take place this year, would bring forth more construction by

local governments. It is known, of course, that a vast number of local school board bond issues have been authorized; throughout the country various town councils merely await better terms from the contractors.

School building is especially likely in the suburbs of almost every large city. Homes and apartments have been going up rapidly; many will be ready for occupancy this spring. Families that seem to be doubled up in town will move. Already overcrowded suburban schools will have to accommodate more children. There will be pressure to put up schools regardless of present costs.

Should industrial and home construction taper off, as some of the economists expect, construction by local governments probably would go ahead even faster than otherwise. Most estimates hold that such construction will be necessary over the next several years. The expense won't have to be borne entirely by present home owners, who already complain about high property taxes; it will be shared by those moving into the new dwellings.

In this connection, considerable school construction for the segregated Negro populations appears to be probable in the border and southern states. Plans include both new construction and repair of old buildings.

Federal Building Studied

The federal government's delay in some of its western construction programs, such as major dams, because of the need to let home building get at least partly caught up first, came to the fore in recent corporate profit hearings of the Congressional Joint Economic Committee. Accompanying the comment was the question of whether the federal government should put up a steel plant to help produce steel for the nation's overall construction requirements. President Truman's inclusion of this idea in his State-of-the-Union message to Congress last month was not wholly unexpected: Senatorial members of the Committee had let drop the word that such a proposal was being pressed in some quarters, and unless steel is forthcoming in quantities more nearly to meet the need, the threat of a government plant might take the form of actual entry into steel production. Steel men, on the other hand, claim that merely building a plant won't answer the problem, that two or three years would be necessary to complete the plant, and that raw materials such as suitable ore and coal for the ore furnaces would present a real problem. Some contend that raw materials aren't sufficiently plentiful to continue as much steel production as is now being recorded, let alone permitting an increase in that capacity.

(Continued on page 156)



You Can Depend Upon

RIXSON

Concealed Door Closers

FROM
TOP..



TO
BOTTOM

Superiority in RIXSON engineering and construction assure the satisfactory functioning of RIXSON concealed door closers even under the most exacting conditions. During half a century of leadership in this field, RIXSON checking floor hinges have never failed mechanically due to the admittance of foreign matter into the sealed hinge housing. *There is no question of RIXSON dependability.*

Special problems of installation will receive prompt attention from the Rixson engineering and designing departments.



SPECIFY
RIXSON

ATLANTA—Walter S. Johnson, 917 St. Charles Ave., Tel. Vernon 4725 • CANADA—The Richards-Wilcox Canadian Co., Ltd., London, Ont., Tel. Fairmont 2800 • LOS ANGELES—George E. Tupper, 1010 W. Olympic Blvd., Tel. Prospect 0924 • NEW YORK—Fred G. MacKenzie, 107 Reade St., Tel. Barclay 7-6825 • PHILADELPHIA—G. Norris Williams, 211 Greenwood Ave., Wyncoke, Pa., Tel. Ogantz 1929 • PORTLAND, ORE.—W. N. Browning, 529 Henry Bldg., Tel. Atwater 5839 • SEATTLE—E. R. Spragg, 4012 East 38th St., Tel. Kenwood 7605 • WASHINGTON, D. C.—L. J. Falt, 312 N. George Mason Dr., Arlington, Va., Tel. Chestnut 8956.

The Oscar C. Rixson Company

4450 Carroll Avenue Chicago 24, Illinois Telephone Mansfield 6-5050

Established 1900





You Get Many Construction Advantages

with Pittsburgh Steeltex for Masonry Veneer

You get extra strong walls of reinforced brick or stone construction with Pittsburgh Steeltex for masonry veneer. It is a combination of galvanized steel wire mesh and waterproof fibrous backing which eliminates the need for sheathing. The mesh provides positive reinforcing for the one inch mortar slab between the brick and waterproof backing. Steeltex is easily applied—requires no radical change in building methods.

In addition to the monolithic mortar slab completely around the structure, Steeltex veneer construction gives you positive protection against moisture penetration—greater fire protection and completely filled mortar joints. For better construction see our catalog in Sweet's or write for your copy of our catalog D.S. 132 to Dept. AR, Pittsburgh Steel Products Company, Grant Building, Pittsburgh 30, Pennsylvania.

PITTSBURGH STEEL PRODUCTS COMPANY

*A Subsidiary of Pittsburgh Steel Company
Pittsburgh, Pa.*

Uniform Standards to be Issued

HHFA's Division of Standardized Building Codes and Materials is working on uniform standards designed eventually to include each broad category of building regulation based upon the application of engineering principles determined as a result of scientific tests and research and the consensus of the best professional judgment. These uniform standards, it is explained, are to be issued in such form that they will be

suitable for direct incorporation by code writing authorities into building codes. They will refer to such subjects as use and occupancy, light and ventilation, structural design and quality for walls, floors, ceilings, roofs, foundations and connections, materials, sanitation and gas piping, heating systems, electrical systems, and fire resistive construction. The Division also plans to develop technical information about new materials and new methods of construction.

Moisture Destroys Insulation Values

"Moisture increases the rate of heat transfer through a material, because water, which fills the pores or voids, conducts heat more rapidly than air". Third edition of "Insulation," by Paul D. Close as Technical Secretary of Insulation Board Institute and former Technical Secretary of the American Society of Heating and Ventilating Engineers.

Infra is impermeable to water vapor

INFRA — multiple sheet aluminum insulation — is the best way to insulate a basementless house. It is non-condensation-forming. Easy to install, in crawl spaces, for instance. Infra excels as thermal insulation, preventing heat from entering or escaping. Note the remarkable results for DOWNWARD heat flow. These values are permanent. The insulation will remain in place and not tear at the staples or elsewhere because of moistened paper and excessive weight.

The scientific construction of Infra, with multiple separated aluminum sheets, provides 4 reflective spaces and 4 reflective surfaces, each non-condensation-forming and 97% effective against heat rays. The two sheets of aluminum and the accordion partition block convection currents. The two rows of inner, alternating triangular air spaces, and the small mass eliminate conduction as a problem.

Infra C Factors and Rockwool Equivalents

- C.052 Heat Flow Down, equals 6" Rockwool.
- C.083 Heat Flow Up, equals 3.97" Rockwool.
- C.10 Lateral Heat, equals 3 1/3" Rockwool.

Thermal Factors on Every Infra Carton

MULTIPLE ACCORDION ALUMINUM and TRIANGULAR REFLECTIVE AIR CELLS

Infra INSULATION, INC.

10 Murray St., N. Y., N. Y.

WRITE FOR

FREE

32-Page Booklet: "Simplified Physics of Thermal Insulation."

ADDRESS DEPT. AR

ON THE CALENDAR

Through March 19: "Piranesi Drawings," exhibition of 79 drawings by Giovanni Battista Piranesi, 18th century Italian architect and etcher, The Pierpont Morgan Library, 29 E. 36th St., New York City.

Through March 20: "American Paintings from the Museum Collection," exhibition at the Museum of Modern Art, New York City.

Feb. 11-23: Exhibition of modern architectural rendering and small sculpture, Architectural League of New York, 115 E. 40th St., New York City.

Feb. 12-20: 1949 Home Show of St. Louis, Kiel Auditorium, St. Louis, Mo.; sponsored by the Home Builders Assn. of Greater St. Louis.

Feb. 20-24: "Home Building's Parade of Progress," Annual Convention and Exposition of the National Assn. of Home Builders, Stevens Hotel, Chicago.

Feb. 28-March 4: 1949 Spring Meeting and A.S.T.M. Committee Week, Hotel Edgewater Beach, Chicago.

March 4-indefinite: "Ancient Art of the Near and Middle East," exhibition at the Metropolitan Museum of Art, New York City.

March 14-17: Chicago Technical Societies Conference and Show, Hotel Stevens, Chicago.

March 15-18: 81st Annual Convention of the American Institute of Architects, Rice Hotel, Houston, Texas.

March 29-April 1: 3rd National Lighting Exposition, Chicago.

April 11-April 15: Sixth Western Metal Congress and Exposition, Shrine Auditorium, Los Angeles.

PURVES SUCCEEDS KEMPER AT HELM OF THE A.I.A.

Edmund R. Purves, Director of Public and Professional Relations of the American Institute of Architects for the past two years, has been appointed Executive Director of the Institute to succeed Edward C. Kemper, who retired on December 31 after 35 years of service.

"We members of the profession will always be in Mr. Kemper's debt for his leadership and his able management during the past 35 years," A.I.A. President Douglas W. Orr said in making the double announcement. "We are gratified, however, that his successor has had the opportunity to work in the present organization and has benefited thereby from Edward Kemper's years of experience. We are sure that the Institute will continue along the path of success under Edmund Purves' direction as it has in past years with Edward Kemper at the helm."

When Mr. Kemper first joined the A.I.A. in 1913, Mr. Orr said, the organization had only 37 chapters and

(Continued on page 158)


Its *Simplicity*

is your assurance
of efficiency

The Delany Flush Valve has only 6 moving parts, the simplest assembly of any flush valve and the quickest and easiest to repair.



**RENEWABILITY
PLUS
ACCESSIBILITY**
the lowest cost
maintenance




The **RENEWABLE DELANY Main Valve Seat**, (illustrated right) combined with all the other renewable minimum number of parts (illustrated above) insures lowest possible replacement costs.

The **ACCESSIBILITY** when repairs are necessary, insures quick replacements of all parts, thus reduces maintenance man hours to the absolute minimum.

The vital factor, when these quick and easy replacements are completed — the initial efficiency of the **DELANY VALVE** is **INSTANTLY REGAINED**.

Definitely, these features are indisputable proof, that the **DELANY VALVE** is truly a lifetime installation, and not assumed to be, by inference or association with the permanent fixtures it services.

Available thru all leading supply houses.



**REMOVABLE
VALVE SEAT**
Exclusive with
the **DELANY
Diaphragm
VALVE**

SINCE 1879
Couyne & Delany Co.
BROOKLYN N.Y.

FLUSH VALVES · VACUUM BREAKERS · PLUMBING SPECIALTIES

IN CANADA: THE JAMES ROBERTSON COMPANY, LIMITED • MONTREAL • TORONTO • ST. JOHN, N. B.

1159 members. Today it has 88 chapters, six State Association and six State Organization members and more than 7800 individual members.

Mr. Kemper is a native of Staunton, Va., and has been a member of the bar in the District of Columbia since 1912, a year after he completed his law studies at George Washington University. From 1912 to 1914 he served as secretary to the Secretary of the Interior, Franklin K. Kane. In February of the latter year

he became Executive Secretary of The American Institute of Architects and Executive Director of the Institute in 1946, when the title of the office was changed. In recognition of his service to the architectural profession he was elected an Honorary Member of the A.I.A. and an Honorary Associate of the Royal Institute of British Architects in 1946.

Mr. Purves, a native of Philadelphia, received his B.S. in Architecture from



Edmund R. Purves of the A.I.A.

At last... a brand new building material... **WOOD!**

● Let's suppose you're designing a theater. You need a roof span of 200 feet... with no posts for movie fans to sit behind. We'll detail and build *wood* trusses to fit that job. They'll be Rilco Glued Laminated trusses. Every bit of wood that goes into them will be specially selected for density, strength and grain structure. They'll be permanently bonded by modern improved glues. They'll be delivered to the site completely built... ready to be put in place by the contractor's regular carpentry crew.


Rilco has truly made wood a new building material... has given it amazing new versatility and usefulness and strength. Your designs need no longer be hampered by the limitations of lumber's traditional sizes and shapes. Give your imagination and your skill a free hand. Give your buildings real distinction and practicality. Specify Rilco Glued Laminated Wood Trusses, Arches and Rafters. There are many standard types and our engineers will work with you on your own designs.



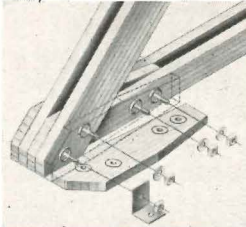
GARAGES • WAREHOUSES • THEATERS • RECREATION HALLS • CHURCHES • ARMORIES
AIRPLANE HANGARS • FACTORY BUILDINGS • COMMUNITY CENTERS • FARM BUILDINGS
EXHIBITION HALLS • SPORTS ARENAS • BOWLING ALLEYS • STORE BUILDINGS



Rilco Laminated Trusses, Arches and Rafters are expertly designed by structural engineers. Standard types fit many needs and special trusses can be built to your design and specification.



Only selected, thoroughly seasoned woods are used in Rilco Trusses. Each piece is carefully inspected for quality and grain. Improved glues make bonds as strong as the wood itself.



Modern metal connectors are used at every truss joint. They develop 80% more of the usable strength of the wood than ordinary bolt connectors and weigh one tenth as much.

RILCO

Laminated PRODUCTS, INC.

1670 First National Bank Building, St. Paul 1, Minnesota

WORKS WONDERS
WITH WOOD

the Architectural School of the University of Pennsylvania. Registered in Pennsylvania, New Jersey and Rhode Island, and a Fellow of the A.I.A., he has held a number of posts in architectural societies. He has served as president of the Pennsylvania Society of Architects, was regional director of the A.I.A. from 1938 to 1941, and in 1946 was a delegate to the International Technical Congress in Paris. He first joined the A.I.A. executive staff in Washington in 1941, serving as their Washington representative for a year. Following a three year leave of absence for military service he returned to the Institute and in 1946 was made Director of Public and Professional Relations.

WITH THE A.I.A.


Wright to Receive Gold Medal

One of the highlights of the A.I.A. convention at Houston next month will be the presentation of the Gold Medal of the Institute to Frank Lloyd Wright, "dean of American architects." The award was voted by the Board of Directors "in recognition of Mr. Wright's distinguished contribution to the profession of architecture."

Mr. Wright is probably the world's most honored architect; he is an honorary member of the American Institute of Decorators and the National Institute of Arts and Letters, the Academie Royale des Beaux Arts D'Anvers, the National Academy of Cuba, the Instituto Central de Architectos in Brazil, the Royal Institute of British Architects, the National Academy of Architects in Mexico and the National Academy of Finland. Other honors include the Royal Gold Medal of the Royal Institute of British Architects, conferred upon him by King George VI in 1941.

Honor Awards Program Announced

Early last month it was announced that for the first time a National Honor Awards program has been set up by the A.I.A. to designate the best residences and schools which have been completed in the past four years. The program is (Continued on page 160)



Dry fresh paint and plaster in almost 1/2 the time . . . with

the new FRIGIDAIRE Electric Dehumidifier

Now you can put new rooms or offices into use days ahead of time! Install Frigidaire Electric Dehumidifiers that dry out fresh paint and plaster in almost 1/2 the time . . . one unit will take as much as four quarts of water out of a newly plastered room overnight!

Prevent moisture damage in these places, too!

The Frigidaire Electric Dehumidifier is an appliance of "one-hundred-and-one" uses. Among the many places it can be used to excellent advantage are rooms where merchants store:

- Shoes
- Luggage
- Furniture
- Hardware
- Paper products
- Sporting goods
- Photographic supplies
- Linens
- Drugs

Its all-steel construction, light weight (85 lbs.) makes it easily portable . . . plugs into any 115v. 50/60 cycle outlet. Operation is completely automatic. Powered by the famous Frigidaire Meter-Miser mechanism, cuts current cost and has a 5-year warranty.

Reduce dampness; stop rust, mold and mildew in —

- Club locker rooms
- Pressing rooms
- Candy kitchens
- Bank vaults
- Bakeries
- Photographic dark rooms
- Libraries
- Organ lofts
- Home basements
- Home workshops
- Industrial kitchens
- Scientific laboratories

This revolutionary new Frigidaire appliance pays for itself in the protection it affords and the time its saves.

FRIGIDAIRE

Makes a Good Building Better



Facts about these Frigidaire Products yours for the asking

Check this list of Frigidaire products you want to know about—sign your name and address and mail to Frigidaire Division, Dayton (1), Ohio. (In Canada, Leaside 12, Ontario), or see your Frigidaire Dealer—find his name in Classified Telephone Directory.

Household Refrigerators

□ 9 models from apartment house 6 cu. ft. to "Tandem" 14.5 cu. ft.



Electric Ranges

□ 7 models from apartment house RK-3 to RK-70 which has two Twin-Unit Even-Heat ovens.



Electric Water Heaters

□ 30 to 80 gals. Magnesium Rod checks corrosion and "red water."



Automatic Washer

□ Live-Water action; all porcelain; one-piece, sealed, Unimatic mechanism; warranted.



Electric Ironer

□ Full, 30-inch, open-end roll, Prestoe-Matic foot operation.



Automatic Electric Dryer

□ Dries washer-load of clothes in 15 to 25 minutes automatically.



Home Freezers

□ 8 cu. ft., Meter-Miser mechanism. Others up to 26.5 cu. ft. size.



- Electric Dehumidifier
- Air Conditioners
- Water Coolers
- Commercial Refrigeration

Name

Firm Name

Street & No.

City State

planned as an annual event, with other types of building scheduled for judging in future years.

Each chapter of the A.I.A. will submit entries of photographs and reproductions of plans for homes and schools that have been designed by corporate members of the Institute and completed since January 1, 1945. The buildings must be located in the United States or its territories and possessions. Winners will be announced at the A.I.A. convention at

Houston next month, and as many of the entries as can be accommodated will be exhibited at that time. Certificates will be presented to the winners.

Albert F. Heino, of Chicago, is chairman of the committee handling the program. Serving with him are: Harold R. Sleeper, New York, vice-chairman; Richard M. Bennett, Chicago; Samuel E. Lunden, Los Angeles; and Charles F. Cellarius, Cincinnati, ex-officio. Judging will be done by two national juries —

one for schools and the other for homes — each consisting of one layman and four architects.

COMPETITIONS ANNOUNCED

Brooklyn Chapter, A.I.A.

The Brooklyn Chapter, A.I.A., has announced the 19th architectural competition conducted annually by the Chapter. The subject this year will be a Youth Center Building to serve as a model in neighborhoods and communities in which there exists a pressing need to meet the growing problem of juvenile delinquency.

The competition is open to all students who have legal residence in the territorial area of the Chapter, who attend accredited Schools of Architecture anywhere in the United States, and to architectural draftsmen employed in or residing in the territorial area. Prizes will be awarded as follows: first, \$100; second, \$50; third, \$25. Further information may be obtained from Vito P. Battista, Chairman, Committee on Education, Brooklyn Chapter, A.I.A., 26 Court St., Brooklyn, N. Y.

Stewardson Memorial Scholarship

The Managing Committee of the John Stewardson Memorial Scholarship in Architecture has announced a competition for a scholarship of the value of \$1300, the holder of which is to pursue the study of architecture in this country or abroad as determined by the Committee and under its direction.

Citizens of the United States who shall have studied or practiced architecture in the state of Pennsylvania for the period of at least one year immediately preceding the scholarship award are eligible to compete. Candidates must be not less than 22 or more than 32 years of age on March 15, 1949.


Applicants are required to forward to the Committee not later than March 15, 1949, the information called for in the Registration Blank which will be provided upon request by the Secretary, Henry D. Mirick, Room 809, 12 S. 12th St., Philadelphia 7, Pa.

Welded Bridges

A new award program to advance the progress of welded bridge design has been announced by the trustees of the James F. Lincoln Arc Welding Foundation. The program offers awards to bridge or structural engineers for the best designs of a specified, welded highway bridge: \$3000 as a first award; \$1500, second; \$750, third; and 10 honorable mention awards of \$100 each.

Complete details of the program may be obtained from The James F. Lincoln Arc Welding Foundation, Cleveland 1, Ohio. The competition opened on January 1, and closes on June 30.

(Continued on page 162)



YOU DEMANDED THIS MASSIVE SHINGLE




For a long time architects and builders have been demanding an asphalt shingle with these features: Greater thickness, greater rigidity, greater protection through increased headlap and a longer life span.

HERE IT IS . . . "The Architect", a new shingle designed especially by Bird & Son to meet the most exacting specifications:

- *Thick massive butts*, approximating slate or wood shingles in caliper . . . heavy shadowlines.
- *Weight 290 pounds per square* . . . the perfect balance of greater saturation and heavier coating of life-giving asphalt.
- *Triple coverage, 5" headlap* . . . Major factors in long-lived protection against standing snow and driving winds and rains.
- *Surfaced with larger mineral granules* . . . outstanding appearance, better adhesion, longer surface protection.
- *Greater rigidity* because of the heavier felt base, more asphalt and heavy, coarse mineral granules.
- *Cost of "The Architect" is in the asphalt shingle price range* . . . a prime selling feature for this rich, luxurious shingle.

Write today for folder showing the wide variety of colors and blends. Bird & Son, inc., East Walpole, Mass.





Washrooms rank as one of the four most important factors in good working conditions—according to a survey of workers from 400 plants.

*In these hands...
employee relations
at work*

Well kept washrooms help demonstrate the consideration a company holds for its employees—and customers, too. Don't you feel a firm is inconsiderate when the washroom isn't *right*?

Clean, *modern, carefully* planned washrooms show thoughtfulness for the other person. You're doing your client a real service by making sure his washrooms *are* right.

ScotTissue Towels are a symbol of the right kind of washroom. Include ScotTissue Towel cabinets in your washroom planning. Send for our free booklet that's filled with helpful suggestions, well-tested plans and diagrams (by an architect specializing in this field) for large and small washrooms, etc. Write to the Scott Washroom Advisory Service, Chester, Pa.

Trade Marks "ScotTissue," "Duralose," "Washroom Advisory Service," Reg. U. S. Pat. Off.



SCOTTISSUE TOWELS

Symbol of the right kind of washroom

OLD HOUSE REOPENED

The Hammond-Harwood House in Annapolis, Md., owned and operated by the Hammond-Harwood House Assn., Inc., closed for some months for re-decoration and refurnishing, is now open to the public again. One of the outstanding examples of Colonial American architecture of the second half of the 18th century in America, the house today looks much as it looked when built in 1770. A considerable amount of 18th

century furniture has been acquired recently and new curtains for the entire house have been made, copied from old documents by Franco Scalamandre and designed by Mrs. Lounsberry.

CIVIL SERVICE ARCHITECTS

The San Francisco Civil Service Commission has announced a nation-wide examination for architects which will be administered at convenient places throughout the United States. The

salary offered is \$500 to \$600 monthly.

Applications and examination bulletins may be obtained from the above-named commission, Room 151 City Hall, San Francisco, Calif. Applications must be received by April 16, and examinations will begin on May 17.

AT THE COLLEGES

New Studytour Announced

Columbia University students of town planning and housing will take to the air next summer for a 10,000-mile studytour through South America and the Caribbean. Similar to last year's field trip through the United States, the 10-week summer session will be conducted by the Planning and Housing Division of the School of Architecture at Columbia, and is open to from 20 to 30 qualified students and professionals in the field. Director will be J. Marshall Miller, Associate Professor of Planning at Columbia.

For further information, address Professor Miller at 504 Avery, Columbia University, New York 27, N. Y. Applications must be approved by March 15 if reservations are to be assured.

Fellowships Available

Applications for fellowships, scholarships and assistantships for graduate study, research and teaching at Illinois Institute of Technology will be accepted until March 15, 1949, according to an announcement by Dr. W. A. Lewis, dean of the graduate school.

Fellowships are available in special fields of study — power systems engineering, gas technology and industrial research. Scholarships covering tuition are available for exceptional students.

Teaching assistantships are open in all departments, on both half-time and third-time bases.

Applications should be addressed to the Examiner of Credentials, Graduate School, Illinois Institute of Technology, Technology Center, Chicago 16.


New Department at L.S.U.

A new department of Architectural Engineering will be in operation at the College of Engineering, Louisiana State University, next September, Dean Leo Jos. Lassalle of the College has announced. The department will be headed by O. J. Baker, A.I.A., graduate of the University of Illinois, and at present Director of Low-Cost Housing Research at Louisiana State.

Oklahoma Offers New Degree

The University of Oklahoma has announced a new curriculum in the Graduate College leading to a Master's degree in Regional and City Planning. The program is designed to meet the increasing demand in Oklahoma and the Southwest

(Continued on page 164)



Zoology Laboratory, Municipal University, Omaha, Nebr.


Here's what "Kewaunee Equipped" Means to Architects . . .

The list of high school and elementary school laboratories that are "Kewaunee Equipped" reads like a Blue Book of the Educational Field.

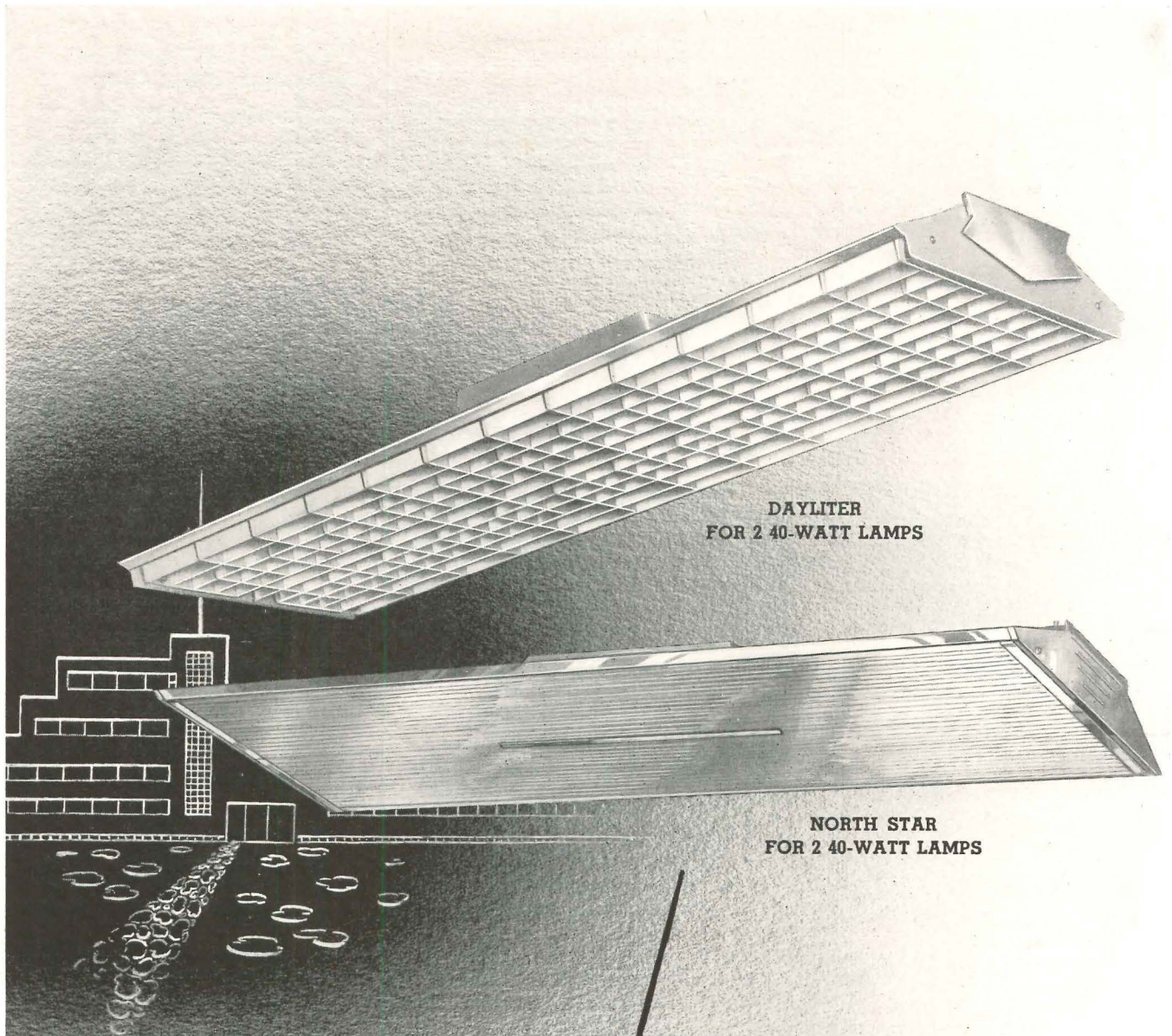
Leading Architects know that with Kewaunee Engineers on the job at every stage, from planning to final inspection, no detail is overlooked.

Every completed Kewaunee job provides top efficiency with true economy and reflects credit on the architect who specifies "Kewaunee Equipment."

Our Engineering Staff is at your service without cost or obligation.



5046 S. Center St., Adrian, Mich. • Representatives in Principal Cities



DAYLITER
FOR 2 40-WATT LAMPS

NORTH STAR
FOR 2 40-WATT LAMPS

WHEN YOUR SPECIFICATIONS CALL

FOR CONTROLLED LIGHTING **NORTH STAR**

The use of carefully-designed reflectors behind the light source and controlling refractors in front of the light source give this shallow, attractive fixture a degree of light distribution that is unequalled by any comparable unit. The "impossible" light curve is proved by ETL data (available on request). A glass top and metal housing effectively keep dust from the two prismatic ribbed glass panels, which are completely framed and hinged to open easily. North Star may be surface mounted or hung on a graceful matching stem set, either singly or in continuous rows, with unusual simplicity. For handsome styling, an unprecedented degree of light in the working zone, and low surface brightness, specify Smithcraft's North Star.

FOR LOUVERED LIGHTING **DAYLITER**

A shallow unit, modern in styling, with an exclusive louver pattern which provides excellent shielding and low surface brightness. The cut-off is extremely effective—40° crosswise, 30° lengthwise. The louvers are held by Smithcraft Duo-Cam Hangers (patent pending), which permit hinging from either side or complete removal without use of snaps, screws, or similar holding devices. The reflectors extend over the tops of the lamps to minimize dust accumulation. Dayliter may be installed individually or in continuous rows, surface or pendant. For high light output in the working zone and low surface brightness, specify Smithcraft's Dayliter.

Smithcraft
LIGHTING DIVISION
CHELSEA 50, MASSACHUSETTS

Complete technical data available on all Smithcraft Fluorescent Fixtures. Write today.

THE RECORD REPORTS (Continued from page 162)

for professionally trained personnel in civic planning and leadership, and has been approved by the State Regents of Higher Education. It calls for not less than 54 credit hours of graduate study in architecture, civil engineering, sociology and government.

Yale Award to Markelius

Sven Markelius, internationally known Swedish architect and a member of the United Nations' Architectural Commis-

sion, has been chosen to receive Yale University's Howland Memorial Prize.

The Howland Medal is "awarded to the citizen of any country in recognition of some achievement of marked distinction in the field of literature or fine arts or the science of government." It was last presented in 1944 to Field Marshal Sir John Greer Dill, Chief of the British Joint Mission to the U. S.

Mr. Markelius is coming to this country this spring, and will serve as Visiting

Critic in Advanced Architectural Design at Yale. The presentation of the Medal will take place at that time.

Research Project at Lehigh

A two-year research project aimed at checking and improving design procedures of shell roof structures has been assigned to the Fritz Engineering Laboratory of Lehigh University by the Roberts and Schaefer Engineering Co. of Chicago, Dr. Harvey A. Neville, Director of the University's Institute of Research, has announced.

Under the contract, experimental and analytical research will be conducted on the design of shell structures of reinforced concrete of the type used in large airplane hangars or in domes of monumental buildings. Dr. Bruce G. Johnston, director of the Fritz Laboratory, will supervise the project.

Dean Arnaud Honored

Leopold Arnaud, Dean of the School of Architecture of Columbia University since 1937, was inducted into the French Legion of Honor on December 10 in a private ceremony at the French Consulate in New York. The honor was conferred by Ludovic Chancel, Consul-General in New York, in behalf of the French government for Dean Arnaud's "championship of French methods of thought and education."

Tau Sigma Delta Recognized

Tau Sigma Delta, national honor society in Architecture and Allied Arts, has been admitted to the Association of College Honor Societies, reports Ernest H. Trysell, A.I.A., Grand Chapter Recorder of the Fraternity.

OFFICE NOTES

Offices Opened, Reopened

Alfred H. Abernethy, A.I.A., has announced the opening of his new office at East Market and Legion Streets, Johnson City, Tenn.

Paul James Huston, A.I.A., has opened a new office at 543 Bryant St., Palo Alto, Calif.

Bernard Kessler, R.A., has opened an office for the practice of architecture at Bennington College, Bennington, Vt.

John S. McDonald, Architect-Engineer, has opened a new office at 2438 Glenmore Ave., Dayton 9, Ohio.

Michael Saphier Associates, Industrial Designers, have opened new offices at 19 W. 44th St., New York 18.

New Addresses

The following new addresses have been announced:

John Kellam Associates New York Office (Thomas M. Schriber and Gordon T. Barlow), Room 826 Chrysler Bldg., 405 Lexington Ave., New York 17.

(Continued on page 166)



3 GYMS IN ONE

From Coast to Coast the HORN FOLDING BLEACHERS AND HORN FOLDING PARTITIONS are making one Gym do the job of three. With emphasis on careful planning Horn offers a "tested" solution to gym problems.

HORN FOLDING BLEACHERS-HORN FOLDING PARTITIONS

HORN, with years of experience and skill, offers to every school planner the services of the Horn Engineering Department. Horn installations are guaranteed.

FREE:



Write for the HORN BOOK. *Modern* SCHOOL PLANNING

A complete book with photographs, plans and specifications.

HORN BROTHERS CO.

A DIVISION OF HORN INDUSTRIES

FORT DODGE, IOWA



ESTABLISHED 1909

TRANE



Whatcha got in the box, Mister?

What's in the box? It's a box of heating comfort. A Trane Type A Convactor-radiator. Quick relief for heating problems. Sure cure for cold floors and overheated ceilings.

These Active-Air Convectors give you an installation to be proud of. Not only in performance, but in appearance, too. They are designed so they can be streamlined into the wall line. None of that plumbing-in-the-living-room look.

They make housekeeping simpler, more pleasant. No radiator dust traps. Rooms stay cleaner . . . are evenly, healthfully, *quickly* warmed all over, at low fuel cost.

Cost less than cast iron to buy. Cost less to handle. They help cut overall cost of steam and hot water heating. When

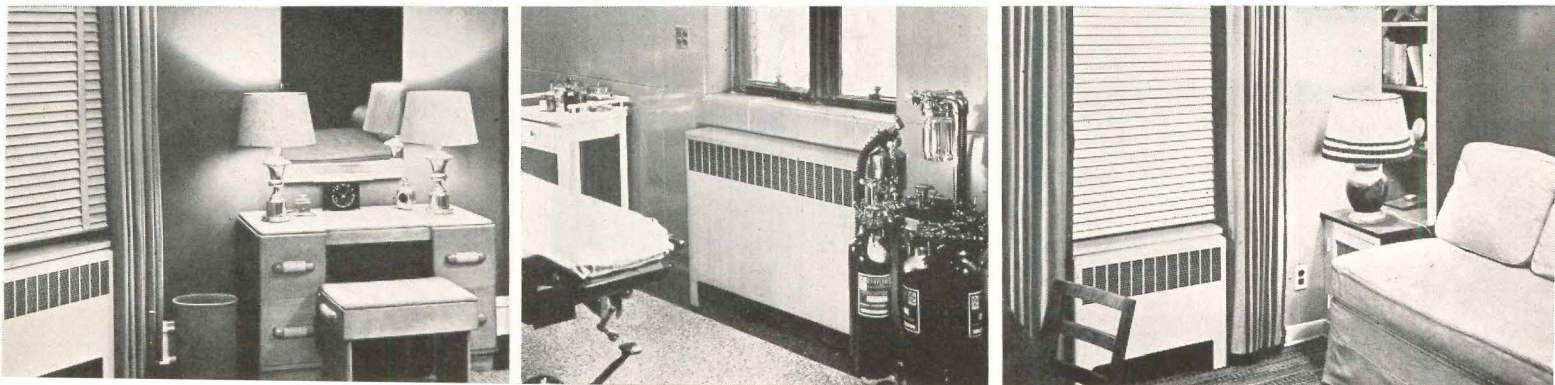
used on a hot water system with the Trane *high-head* circulator and regular Trane hot water specialties, a further saving can be made through the use of smaller pipe . . . A bonus in results without a bonus in price.

Remember this: You don't have to *explain* when you specify TRANE—it's the oldest name in Convactor-radiators.

THE TRANE COMPANY...LA CROSSE, WIS.

Manufacturing Engineers of Heating, Ventilating and Air Conditioning Equipment—Unit Heaters, Convactor-radiators, Heating and Cooling Coils, Fans, Compressors, Air Conditioners, Unit Ventilators, Special Heat Exchange Equipment, Steam and Hot Water Heating Specialties . . . IN CANADA, TRANE COMPANY OF CANADA, LTD., TORONTO.

Trane Convactor-radiators really *fit*—in home, office, shop or institution



THE RECORD REPORTS (Continued from page 164)

George Nelson, Designer, 20 W. 55th St., New York City.

Rink & Hoffman, Associates, Industrial Designing and Store Planning, 314 N. W. 23rd Ave., Portland 10, Ore.

Richard Boone Rogers, Architect, 14 E. Church St., Orlando, Fla.

New Firms, Firm Changes

A. M. Atkinson, A.I.A., Architect-Engineer, has announced the association of David G. Murray, Architect, with

him in the practice of the profession of architecture under the firm name of Atkinson and Murray, with offices in the Thompson Bldg., Tulsa 3, Okla.

Paul W. Drake and Elmer S. Tuthill have announced the formation of the partnership of Drake and Tuthill Associates, Architects and Engineers, 100 Summit Ave., Summit, N. J.

The firm name of Michael Drazen and Associates has been changed to Drazen and Associates, Consulting Engineers,

and offices have been moved to 8135 Forsythe Blvd., St. Louis 5, Mo.

Harrison Gill has announced that Harold E. Miller, A.I.A., and Chas. F. McKirahan have become associates in his practice and that the name of his firm has been changed to Harrison Gill & Associates, Architects. Address: Chattanooga Bank Bldg., Chattanooga, Tenn.

The firm of Kaelber and Waasdorp, Architects, will continue to conduct business in its present offices, Hiram Sibley Bldg., 311 Alexander St., Rochester 7, N. Y., under the direction of Leonard A. Waasdorp, A.I.A. William G. Kaelber, F.A.I.A., senior member of the firm, died on November 21st.

A new firm, RENDU, with offices at 400 N. 3rd St., Harrisburg, Pa., has been organized for the purpose of doing architectural delineation for architects. The firm, composed of free lance renderers, will deliver finished drawings within 15 days.

B. H. Whinston, Architect, has announced that his son, Bertram Lee Whinston, is now associated with him in the general practice of architecture under the firm name of Benjamin H. and Bert Lee Whinston, Architects, with offices at 465 Lexington Ave., New York 17. The younger Mr. Whinston is a graduate of Yale University School of Architecture, and holds a Master of Science in Architecture degree from Columbia University.

ELECTIONS, APPOINTMENTS

George Bain Cummings, of Binghamton, N. Y., has been elected to the Board of Directors of the American Institute of Architects by the members of the Board to fill the vacancy caused by the death on November 21st of William G. Kaelber of Rochester, N. Y. Mr. Cummings will serve as Regional Director for the New York District until the convention in March. He is a Fellow of the Institute, a graduate of the College of Architecture at Cornell University, and a member of the architectural firm of Conrad and Cummings of New York. From 1924 through 1926 he served as president of the Central New York Chapter, A.I.A., and since 1938 has been a member of the New York State Board of Examiners of Architects.

F. Ray Leimkuehler, Architect, and member of the firm of Maguolo and Quick, of St. Louis, has been appointed to the newly created post of Chief Architect of the St. Louis Board of Education. Twice president of the St. Louis Architectural Club, and a former national president of Scarab, honorary architectural fraternity, Mr. Leimkuehler is well known for his work in the school field.

Theodore H. Maenner of Omaha was installed as president of the National Association of Real Estate Boards at a banquet on January 11 in Washington.



VERSATILE

Plain, Horizontal, and Tile Patterns in a variety of sparkling colors, and in high gloss or velvet smooth finish. Wood and Marble Patterns in a variety of beautiful, authentic reproductions.

EASY TO SPECIFY

Width, 4 feet. Lengths, 4 to 12 feet. Thickness, 5/32 in. Complete line of aluminum alloy, prestwood, and plastic mouldings for all requirements.

NEW CONSTRUCTION OR MODERNIZATION

In any room, in any building, where colorful, practical interiors are needed, Marlite provides economical, permanently beautiful walls and ceilings.

Marlite PLASTIC-FINISHED Wall and Ceiling Panels

Traditional or modern, conservative or boldly individual—regardless of the interior design—Marlite plastic-finished panels meet all the requirements for beautiful, economical walls and ceilings. Quickly and easily installed over old walls or new, Marlite is adaptable to any architectural treatment. Here is a deluxe material which keeps costs well within the most restricted budget. Complete details are available in Sweet's File, Architectural.

MARSH WALL PRODUCTS, INC.
205 MAIN STREET, DOVER, OHIO

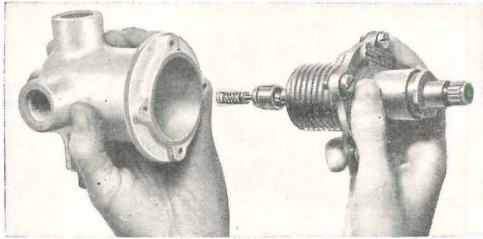
for Creating Beautiful Interiors

Marsh Adhesives • Marsh Caulking • Marlite Polish
Marlite • Marsh Mouldings • Marsh Bathroom Accessories





Bathers can really relax and enjoy a Powers regulated shower. No danger of scalding. No unexpected temperature changes

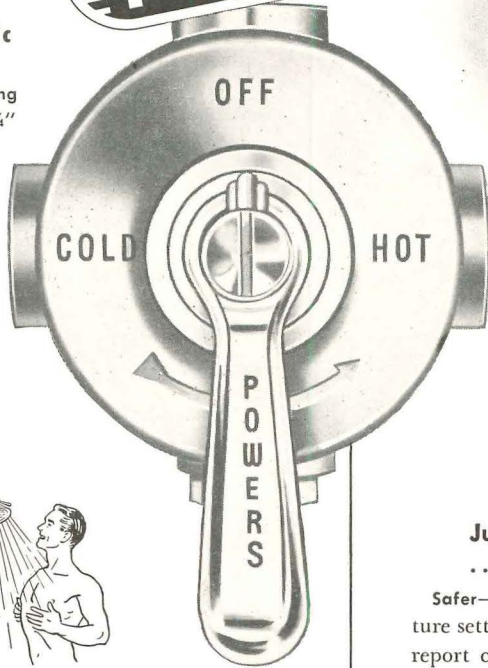


ONLY ONE MOVING PART—SIMPLICITY and durable construction insure many years of efficient carefree operation. Mixer body is made of bronze and parts subject to wear have a hard chromium finish.

POWERS

**TYPE H
Thermostatic
MIXER**

For exposed piping
Dial diameter 3 1/4"



For modern showers the
Safety of Powers Mixers
is indispensable



Safest for use by children,
the aged or infirm.

THE KEY TO SAFE SHOWERS



Thermostatic SHOWER MIXERS

they are **SAFE** against scalding caused by

1 PRESSURE or **2** TEMPERATURE

fluctuations in water supply lines

**Just what every shower user has always wanted!
... the perfect showers assured by POWERS mixers.**

Safer—because of their quick acting response to any change in temperature setting, pressure or temperature variations in water supply lines. Users report control within 1/2°F. **Greater Comfort**—shower temperature remains constant wherever set. No jumpy temperatures. **More Economical**—POWERS thermostatic mixers promptly deliver showers at just the right temperature . . . no waste of time, hot and cold water.

For new installations or when modernizing obsolete showers . . . play safe, use Powers type H thermostatic shower mixers. May we send Circular H-48?

CHICAGO 14, ILL., 2720 Greenview Ave. • NEW YORK 17, N. Y., 231 E. 46th St.
LOS ANGELES 5, CAL., 1808 W. Eighth St. • TORONTO, ONT., 195 Spadina Ave.

49HK

THE POWERS REGULATOR CO.

OFFICES IN 50 CITIES • SEE YOUR PHONE BOOK

Over 55 Years of Water Temperature Control

Dominion Government economists say Canada spent \$3 billion on new capital investment in 1948, or 25 per cent more than in 1947. Much of it went into increased building costs and higher prices for machinery and other equipment. But about 10 per cent represents actual physical expansion on the part of the government, industries, institutions, farmers and house builders.

An investment record of this size is a phenomenal achievement for a nation

having less than 13 million population. During the war years Canada invested \$4.5 billion in plants and equipment, mostly in government funds. Yet in 1948 private business alone accounted for more than one-third of that amount. And indications are that there's still plenty of steam behind the country's economic growth!

Construction, always a barometer of confidence, reached a contract award total of nearly \$1 billion. House building

was particularly strong, despite prices about twice the prewar level. Residential contracts totaled nearly \$400 million, compared with a little over \$200 million for 1947. Commercial and institutional buildings accounted for contracts running well over \$300 million, an increase of 25 per cent over 1947. Engineering works at \$200 million were up 15 per cent, while factory construction registered the only decline. At less than \$80 million, it was down one-third.

Stone Masons Now Air Borne

The Canadian construction industry is pinched by a shortage of skilled mechanics. It's estimated, for instance, that there are less than a hundred qualified stone masons in the country. None of these is free at present. However, the contractor for a new cut stone athletic building on the University of Western Ontario campus at London, hit upon an original solution to the problem. He simply flew the required number of masons over from Scotland!

Architects in Short Supply

Architects and engineers were in short supply during 1948, according to a report by Hon. Humphrey Mitchell, federal Minister of Labor. To some extent the employment gap was filled by university graduates, but openings for experienced technical personnel remained fairly constant at between 700 and 800. The number available varied from month to month at about 225. It is expected that the large graduating class of 1949 — estimated at approximately 3200, in all branches of engineering — will go far towards balancing the supply and demand situation.

Mr. Wright Spanks Education

In the opinion of Frank Lloyd Wright, North Americans have too much education for the good of true freedom. He expressed this view during a recent lecture sponsored by the Architectural Club of the University of Toronto.

"We want effects, but don't go into causes," Mr. Wright asserted. "We ourselves don't understand the true freedom of free enterprise or we wouldn't sell it down the river at the first scare." He noted that there was a lot of "whining" for security, "but the security and freedom which are required are protection for the individual to be himself."

Low Grade Lumber Prices Sag

While higher grades of lumber, or "clears," still sell at or close to previous prices, lower grades piling up in unsold stocks in sawmills and yards across the country are being offered at \$5 to \$15/M board feet than they commanded.

The Pacific Coast is more seriously affected than the East. United Kingdom
(Continued on page 170)

IS THIS A LOOK INTO THE FUTURE OF YOUR LABORATORY DRAIN LINE?



Cast iron soil pipe and fittings after three years of service in a chemical laboratory.

Here's a good example of what laboratory acids will do to an ordinary drain line.

You can avoid costly replacements by specifying Duriron for the laboratory drain lines in your new building. Duriron corrosion-proof pipe provides a permanent, non-leak installation for practically any corrosive.

Duriron can be hidden in walls or floor and forgotten. It will ordinarily serve as long as the building stands.

The corrosion-resistance of Duriron pipe is uniform through its entire wall thickness—there's no lining to chip, spall or crack. It is abrasion resistant. It will not warp or sag from heat.

For complete details write for Bulletin #703.

DURCO Adv. 82-GM

THE DURIRON CO., INC.
DAYTON 1, OHIO

DURIRON
ACID PROOF
DRAIN PIPE

Now...A Classroom Lighting Installation Meeting or Bettering All Recommendations of American Standard Practice

An Engineering Report on Over-ALL Lighting by an Independent Consulting Illuminating Engineer.

Write for your copy.


This is undoubtedly one of the first classrooms to be measured against the recommendations of American Standard Practice for School Lighting, sponsored by I.E.S. and A.I.A., and approved September 20, 1948. This child-conditioned classroom in John Simpson Junior High School, Mansfield, Ohio, meets or better all artificial lighting requirements of American Standard Practice, as well as (with the exception of the floor) those of the National Council on Schoolhouse Construction.

Description of Classroom: Room 101, John Simpson Junior High School, Mansfield, Ohio. 30 feet long, 22 feet wide, 12 feet high. Ceiling white. Walls yellow and turquoise. Natural finish seating. Light green chalkboards. Ivory tackboards. Double row of diffusion screens mounted at windows.

Lighting Installation: Four continuous rows of two-lamp, 40W Wakefield Star units with luminous indirect plastic reflectors using 3500° white fluorescent lamps.

Weather Conditions: The survey was made on November 26, 1948, seven months after installation. The day was dark and cloudy with sky brightness so low the brightness of the diffuser at the window was approximately the same as that of the wall adjacent to it (66 footlamberts).

A copy of the complete detailed engineering report is yours for the asking. It is interesting to note that all equipment and materials used in this classroom are regularly available from manufacturers' stocks, and we will be glad to supply manufacturers' names, catalog numbers and descriptions of materials on request. Write to The F. W. Wakefield Brass Company, Vermilion, Ohio.



Comparison of Brightness Ratios

	Room 101 John Simpson Junior High School	American Stand- ard Practice for School Lighting	National Council on Schoolhouse Construction
Brightness of paper to brightness of desk top	1 to 1/1.6	1 to 1/3	1 to 1/5
Brightness of paper to brightness of floor	1 to 1/9	1 to 1/10	1 to 1/5
Brightness of paper to brightness of ceiling	1 to 2.78 (max.)	1 to 10	1 to 10
Brightness of luminaires to surfaces adjacent to them in the visual fields	3.4 to 1 (max.)	20 to 1	no recommendation
Brightness difference in the surrounding field between the brightest and darkest surfaces	18.5 to 1	no recommendation	50 to 1
Brightness difference in the peripheral field between the brightest and darkest surfaces	24 to 1	no recommendation	250 to 1
Lighting level	38 ft. c. lowest; 69 average	30 ft. c. min.	20 ft. c. min.

Comparison of Reflectances

	Above 85%	80 to 85%	85%
Ceiling	62 to 70%	50 to 70%	50% min.
Walls	48%	30 to 40%	40 to 60%
Trim	67%	50 to 60%	no recom.
Tackboards	24%	15 to 20%	30% max.
Chalkboards	30 to 55%	35 to 50%	30 to 40%
Desk Tops	22%	15 to 30%	30 to 40%
Floor			

Wakefield Over-ALL Lighting

A BASIC CLASSROOM TOOL



THE GRENADE II




THE COMMODORE




THE STAR





Left: skating rink, pool, bowling alleys, badminton and squash courts, dining room and lounge will be provided by the new Winnipeg Winter Club, Winnipeg, Manitoba. Moody and Moore are the architects



WITH **FERALUN** SAFETY TREADS

Workmen at the Curtiss Wright Plant, Propeller Division, Caldwell, N. J., go up and down these stairs . . . safe at every step.

Their shoe soles come to grips with non-slip Feralun Safety Stair Treads, cast iron, with wear-resistant abrasive embedded right in the walking surface.

Heavy traffic day in, day out — but Feralun Safety Treads, built to take hard use, stay non-slip . . . last and last.

And that means low maintenance . . . and high safety.

4 TYPES:

- Cast iron base FERALUN
- Bronze base BRONZALUN
- Aluminum base ALUMALUN
- Nickel bronze base NICALUN

3 SURFACE STYLES:

- hatched . . . plain . . . fluted

Use coupon below to get our free, illustrated catalog. Also consult Sweet's File, Architectural, 13 a-8.

AMERICAN ABRASIVE METALS CO.
460 Coit Street Irvington, N. J.

(AR 2-49)

Please send me your catalog on non-slip stair treads, floor plates, thresholds, elevator sills, and safety tile.

Please have one of your safety engineers contact me.

Name..... Title.....

Company.....

Street.....

City..... State.....

orders recently placed in British Columbia are only half as big as hoped for and call for delivery of high quality lumber only. Since the province can sell all the "clears" it produces at home and in the United States, the British deal won't alter current prices for this commodity. But, as regards lower grades of lumber, British Columbia seems to be nearing a position of over-production. Some marginal mills in the interior of the province already have closed.

Houses Take Longer to Finish

The Dominion Bureau of Statistics reports that 58,402 dwelling units were completed in Canada in the first 10 months of 1948. During that time construction commenced on 78,553 units. The number under construction stood at 62,890 units at the end of October. For the first time since April, completions exceeded starts.

The average length of time required to build dwelling units completed in October was 6.1 months. This is a slight increase over the September figure of 5.4 months, and may be attributed to a shift in emphasis from starts to completions.

Graduates Average \$205 a Month

The 1948 crop of engineering and science graduates received an average starting salary of \$205 per month, according to an announcement by Hon. Humphrey Mitchell, Minister of Labor. This sum compares with \$200 for graduates of 1947, and \$176 for those of '46. The figures were compiled by the Bureau of Technical Personnel from a case study of 1000 graduates with bachelor's degrees, involving about 150 employers. Initial salaries were concentrated in a fairly narrow range, with nearly 90 per cent of the graduates earning between \$175 and \$225 per month.


Service Lack May Hit Housing

How will housing fare in 1949? Canada entered the year with the largest carry-over of uncompleted dwelling units in its entire history — about 55,000. This implies that completions for 1949 will be high, since housing activity normally lags a year behind general business conditions. If there's any softening of the new house market it isn't likely to appear till 1950.

Housing's eye, however, has a cinder in it. At the end of the war many of our cities and towns had a surplus of serviced land. This has now been exhausted. Expansion of services proportionate to

(Continued on page 188)

Why EVERYBODY'S looking into BASE-RAY—a practical approach to radiant panel heating



Remember, it was Burnham who pioneered the development of radiant baseboard panel heating. Burnham's BASE-RAY* Radiant Baseboards have now been on the market for nearly three years.

As time passes, Mr. & Mrs. Home Owner are going to be more and more frequently asking for your opinion of this sensational new method of radiant heating.

There are sound reasons why you can confidently recommend BASE-RAY Radiant Baseboards.

Our experience has given us ample opportunity to iron out

the "bugs" which are usually present in any radically new product—and to work out installation procedures that time has proven are simple, practical and economical. Yes, Burnham's BASE-RAY Radiant Panels are an accepted and established product. They have already been installed in thousands of homes and have demonstrated their ability *in actual use* to live up to every claim we have made for them.

*Reg. U.S. Pat. Off.



Mail coupon below for Booklet which gives ratings and installation data on BASE-RAY Radiant Baseboards.

Burnham Corporation

"PIONEERS OF RADIANT BASEBOARD HEATING"

IRVINGTON, N. Y., Dept. AR 29



Burnham Corporation
Irvington, New York

Dept. AR 29

Please send me copy of "Ratings and Installation Guide on BASE-RAY Radiant Baseboards."

Name

Address

City State

(Continued from page 138)

The Glasco contains a Tecumseh hermetic unit and its design allows for flush fitting with standard cabinets. J. H. Rasmussen and Company, 1454 Merchandise Mart, Chicago 54, Ill.

CABINETS FOR BLUEPRINTS

A new filing cabinet for blueprints, *Draw-In-Dex*, has been designed to meet the twin problems of safety and accessibility for prints and similar materials

such as photostats, charts and photo blowups.

With space for 1000 prints, and an index for quick location of any item, the cabinet is 4 ft. high, 2½ ft. wide and 20 in. deep. Drawings are attached to manila hangers on suspension rods which, the manufacturers explain, are so designed that when the front panel is opened any drawing may be immediately filed or removed.

Draw-In-Dex has an 18-gauge steel top and 16-gauge reinforced steel sides and comes in grey, green and (mahogany) brown. Empire Development Corp., 52 Broadway, New York 4, N. Y.



Filing cabinet holds, indexes 1000 prints

For the want of hardware
A YEAR WAS LOST

YOU KNOW THAT BUILDERS' HARDWARE IS IN SHORT SUPPLY

BUT —

Ellison, the BALANCED DOOR brings all operating and other hardware on the job WHEN YOU WANT IT THERE!



AND —
Ellison IS THE DOOR THAT LETS TRAFFIC THROUGH QUICKLY

Ellison

ELLISON BRONZE CO.
Jamestown, New York
representatives in principal cities

the **BALANCED DOOR**

MODEL BUILDINGS OF LUCITE

Models of single and multi-story structures are now being made of clear lucite at ¼ in. scale to enable architects, engineers and layout men to study building and planning problems.

The models are built following exact print dimensions to scale and have engraved scale grid floors. Models of any type of commercial or industrial building are complete with all columns, stairwells, elevator shafts and other building characteristics. Outside walls are indicated with white lucite. Visual Planning Equipment Co., Inc., Pennsylvania Ave. at River, Oakmont, Pa.

HOME FIRE EXTINGUISHER

Especially designed to combat flammable liquid fires and electrical fires, a new portable low-cost fire extinguisher has been developed for home protection.

Fyre-Freez, which weighs less than five pounds, consists of a slim steel cylinder containing carbon dioxide under pressure, and is equipped with an insulated nozzle at one end. A turn of the nozzle releases carbon dioxide in the form of a cloud of dry ice snow which dilutes the oxygen content of the air around the fire and smothers the blaze before it can spread.

Intended for use against home fires starting in kitchens, basements, garages and workshops, the extinguisher is installed in a simple wall bracket, and the

(Continued on page 174)

The PROFESSIONAL BUILDERS' BULLETIN


An "Idea Department" from the Engineers of Ingersoll



INGERSOLL ADDS NEW MODEL UTILITY UNIT

Simplified Panel Unit Includes All Basic Plumbing in Minimum Space—

HEATING UNIT MAY BE PURCHASED SEPARATELY!



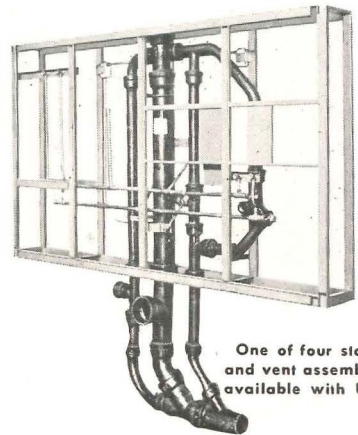
Cutaway of Panel Unit
—from bathroom side.

A new, simplified Utility Unit has been added to the Ingersoll line. It includes all basic plumbing plus a complete kitchen and bath. Unlike the standard Unit, the heating plant is not an integral part of the new model. The new Ingersoll "88" or other furnaces may be purchased separately if desired.

This unit is built around a compact, 10-inch-wide panel core. To meet your codes there is a choice of four vent and stack assemblies. Further flexibility is provided in a choice of lead, cast iron and steel materials in vents, stacks, wastes and undergrounds.


Assembled by skilled A. F. of L. Building Trade Mechanics, the

new Panel Unit combines the economies of pre-engineered assembly with the flexibility of buying small-home utilities in individual components. It is equally adaptable to homes with or without basements, to multi-storied apartments and to tourist courts.



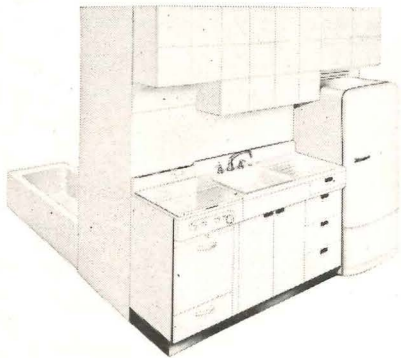
One of four stack and vent assemblies available with Unit.

"JUST WHAT WE'VE NEEDED" TRADE SAYS ABOUT NEW INGERSOLL "88" FURNACE



Enthusiastic acceptance everywhere has greeted the recently introduced Ingersoll "88" Furnace. Gas-fired, it has an output of 50,000 B.T.U.s, yet occupies less than 3 square feet of floor space. It has been approved by A.G.A. for installation within walls—an interliner jacket keeps the exterior cool. It is equally efficient either as a space heater or for duct-type heat distribution.

New Wholesalers Report on Sales of Ingersoll Utility Unit



Reports from the more than 100 wholesalers added by Ingersoll in recent months, indicate excellent sales activity for the Ingersoll Unit. "The Unit fills a real need," is the most frequent explanation.

WRITE FOR INGERSOLL BOOKLET TODAY

It's yours for the asking, at no cost to you—a complete booklet about the new Ingersoll Panel Utility Unit and "88" Furnace. Gives all information complete with illustrations, diagrams and suggested floor plans.



Write for yours today!

INGERSOLL UTILITY UNIT DIVISION

Borg-Warner Corporation
Dept. M2, 321 Plymouth Court
Chicago 4, Illinois

(Continued from page 172)

manufacturers report that it can be handled easily by the housewife without special training or complicated directions. Walter Kidde & Co., 40 E. 34th St., New York 16, N. Y.

GAS WATER HEATERS


Norge has introduced two new automatic gas water heaters for natural, manufactured and L.P. gases which feature drilled, raised-port burners; blan-

ket-type Fiberglas insulation; heavy-duty (300 lb. test) tank; spiral baffled internal flue; dial temperature control; safety shut-off; and concealed hot and cold water connections. The manufacturer reports that rapid heat transfer and maximum recovery are achieved with the burner located in the center of the base and the internal flue off-center in the tank. Each model is available in 20-, 30-, 45- and 66-gal. sizes. Norge

Heat Div., Borg-Warner Corp., 672 E. Woodbridge, Detroit 26, Mich.

PLASTIC HANGER

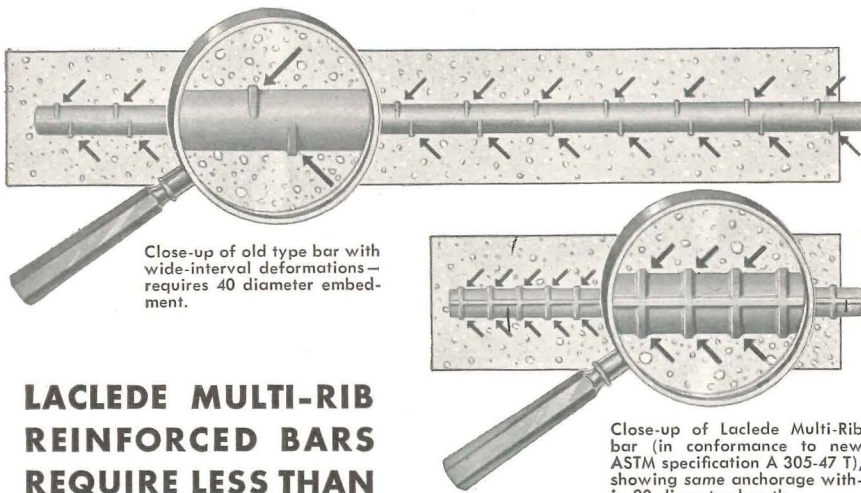
A small inconspicuous hanger of *Tenite* plastic for hats or handbags is designed for church pews, theater seats, restaurant chairs, and bus and airplane seats. It consists of two stationary, but resilient, prongs grooved to accommodate the brim of a hat. Tenite is said to have



Small plastic hanger holds hats, handbags

The third of a series in the interest of more efficient use of steel... a vital American resource.

SAME ANCHORAGE... only 1/2 the STEEL!



Close-up of old type bar with wide-interval deformations—requires 40 diameter embedment.

Close-up of Laclede Multi-Rib bar (in conformance to new ASTM specification A 305-47 T), showing same anchorage within 20 diameter length.

LACLEDE MULTI-RIB REINFORCED BARS REQUIRE LESS THAN HALF THE EMBEDDED LENGTH...

When the strength is there (in excess of 55,000 psi) as in the case of Laclede Multi-Ribbed Reinforcing Bars, why waste steel and add to cost and tonnage by specifying unnecessary bar embedment through codes rapidly becoming obsolete? By demanding reinforcing steel conforming to ASTM Specification A 305-47 T you can benefit from a more efficient use of steel.

The balanced design of the Laclede Multi-Rib Reinforcing Bar combines improved anchorage with high yield strength steel to assure its efficient use in up-to-date, economical construction.

Your specifications should include the ASTM A305-47T requirement for reinforcing steel.



LACLEDE STEEL COMPANY

Producers of
Construction Steel

St. Louis, Mo.

sufficient "give" and toughness so that no mechanical hinge is needed. The top of the pronged section extends upward and forms a hook for the handle of a purse or umbrella.

The holder is installed on the seat back by means of small screws which slide into slots molded in the plastic. Plastic Process Ass'n., 3700 Euclid Ave., Cleveland 15, Ohio.

DUMB WAITER DOORS

Dumb Waiter Doors of steel for use with electric or hand power dumb waiters or for protecting the landing opening of conveyors, chutes and other types of floor-to-floor transportation systems are being manufactured by the Sedgwick Machine Works.


The doors come in four general types — bi-parting, slide-up, slide-down and hinged. Doors and frames are completely factory assembled units. Sedgwick Machine Works, 142 W. 15th St., New York 11, N. Y.

LUCITE WASHBASIN

Washbasins are now being made from heat resistant Dupont *Lucite* for use in small housing projects, summer cottages, trailers, boats, trains, etc.

This new basin is said to be stainless, chipless and comes in white, pink, blue and green. The over-all size is 14 1/4 in.

(Continued on page 176)



ANTI-SMUDGE CONE

DIFFUSER AND CONE SEPARATED

DIFFUSER AND CONE ASSEMBLED

The New Kno-Draft Ceiling Smudge Control

Now you can control tough smudging problems. When exceptionally sooty, smoky or dusty air conditions are expected, or where rough textured, dirt-catching ceilings are employed, Kno-Draft Anti-Smudge Cones give the utmost in protection—and increase the attractiveness of the diffuser besides.

How it works

Under normal conditions, all Kno-Draft diffusers can be adjusted so that their specially designed deep shoulder rims will deflect the discharge air away from the ceilings and prevent smudging. However, under the abnormal conditions mentioned above, the use of Kno-Draft anti-smudge cones is recommended. They furnish the additional control which will enable you to provide the precise minimum separation of the discharge air from the ceiling that you need to inhibit smudging and, at the same time, maintain the radial air diffusion pattern you need to eliminate drafts.

What we can do to help

W. B. Connor Engineering Corp. maintains a research laboratory with a staff of trained specialists and district representatives in leading cities. Their services are at the disposal of con-

sulting engineers, architects, air conditioning dealers, and plant engineers. They can assist you in getting the best possible performance out of your air conditioning system by creating custom-made air patterns which thoroughly mix room and supply air, eliminate drafts, and maintain uniform temperature throughout an area.

FREE HELPFUL LITERATURE

- BULLETIN K-22—Contains complete details on the new and exclusive Kno-Draft Anti-Smudge Cone.
- NEW HANDBOOK ON AIR DIFFUSION — Contains all the engineering data necessary on air diffusion in general and Kno-Draft Adjustable Diffusers in particular to enable you to create "custom-made" air patterns and eliminate drafts.

W. B. Connor Engineering Corp.
 Dept. 5-110, 112 East 32nd Street
 New York 16, New York

Please send me the free literature I have checked above.

Name.....

Company.....

Street.....

City..... Zone..... State.....

W. B. CONNOR ENGINEERING CORP.

Air Diffusion • Air Purification • Air Recovery

112 East 32nd Street  New York 16, N.Y.

IN CANADA: Douglas Engineering Co., Ltd., 190 Murray Street, Montreal 3, P. Q.

(Continued from page 174)

long by 15 in. wide, and the weight is 21 lb.

The basins can be designed to meet individual specifications or designs. Faucets and drains are supplied if desired. Durable Formed Products, Inc., 6 Greene St., New York, N. Y.

TRAFFIC PAINT FOR CONCRETE

Concrete traffic paint, claimed to be both long-wearing and quick-drying, has

been developed particularly for marking factory aisle border lines; pull-out and storage areas; danger zones; and warning symbols at blind corners, entrances to passageways, etc.

The new paint is said to dry in about five minutes at 75° F. or over and can be sprayed on with conventional marking equipment. The *Oncrete* paint is immediately available in Federal Yellow, Traffic White and Traffic Black. Other


colors can be developed on request, according to the manufacturer. Lowebo, Inc., 1525 E. 53rd St., Chicago 15, Ill.

HOT WATER BOILER

Described as ideal for panel, gravity or forced feed hot water applications is a new boiler being marketed by Cleaver-Brooks Co.

The automatic boiler is designed to be fired by either oil or gas and is available in three sizes, 250,000, 550,000 and 730,000 Btu output.


Four-pass construction of the boiler shell is said to insure high rating and efficiency. The boilers are reported to have a minimum design pressure of 100 psi and are suitable for high temperature or pressure installations.



Oil- or gas-fired boiler is designed for panel, gravity or forced feed heating

A hinged rear door lined with refractory material is designed to provide easy accessibility for cleaning and maintenance. Exhaust gas is vented through a chimney.

The boiler is 113 in. long, 44 in. high and 26½ in. wide. Cleaver-Brooks Co., 326 E. Keefe Ave., Milwaukee 12, Wis.



THE CHOICE OF BUYERS WHO
INVESTIGATE BEFORE THEY BUY

BARCOL OVERdoor

WEATHERTIGHT. Special roller crank closing action moves the entire door smoothly and evenly against the stop strips in the last few inches of its downward travel, effectively sealing the opening against dust, dirt, litter, snow, rain, sleet, and wind.

EASY WORKING. Tailored twin-torsion counterbalancing springs accurately support the weight of the door, so minimum effort is required for raising or lowering. Sticking is eliminated by the fast-freeing effect of the closing action.

DURABLE. Barcol OVERdoors give long, trouble-free service because of strong construction, accurate assembly, and good installation by factory-trained men.

DOUBLE-WIDTH FEATURES. Above we show a double-width Barcol OVERdoor as used on a modern two-car garage. The use of wider single doors like this reduces the cost of installation, reduces the mechanism, eliminates the center post, gives more room for maneuvering two cars, and reduces the chances of damaging cars or garage by collision. These advantages are worth considering for every two-car garage installation, whether new or remodeling.

ELECTRIC OPERATION. Barcol Electric Door Operators are available for swinging, sliding, and overhead type doors, and for sliding gates. They offer the convenience and protection of switch control or the amazing Radio Control.

SEE OUR
CATALOG
IN SWEET'S

FACTORY-TRAINED SALES and SERVICE REPRESENTATIVES in PRINCIPAL CITIES



BARBER-COLMAN COMPANY
102 MILL ST. • ROCKFORD, ILLINOIS



Rubber matting made in sponge-like form

SPONGE RUBBER MATTING

Industrial rubber matting is now being manufactured from Neoprene in a "sponge-rubber-like" form (containing nitrogen filled bubbles) which is said to provide a more restful cushioning effect.

Triangular raised "feet" on both sides
(Continued on page 178)

WHY A WELL PLANNED LIGHTING INSTALLATION NEEDS CORNING

ALBA-LITE

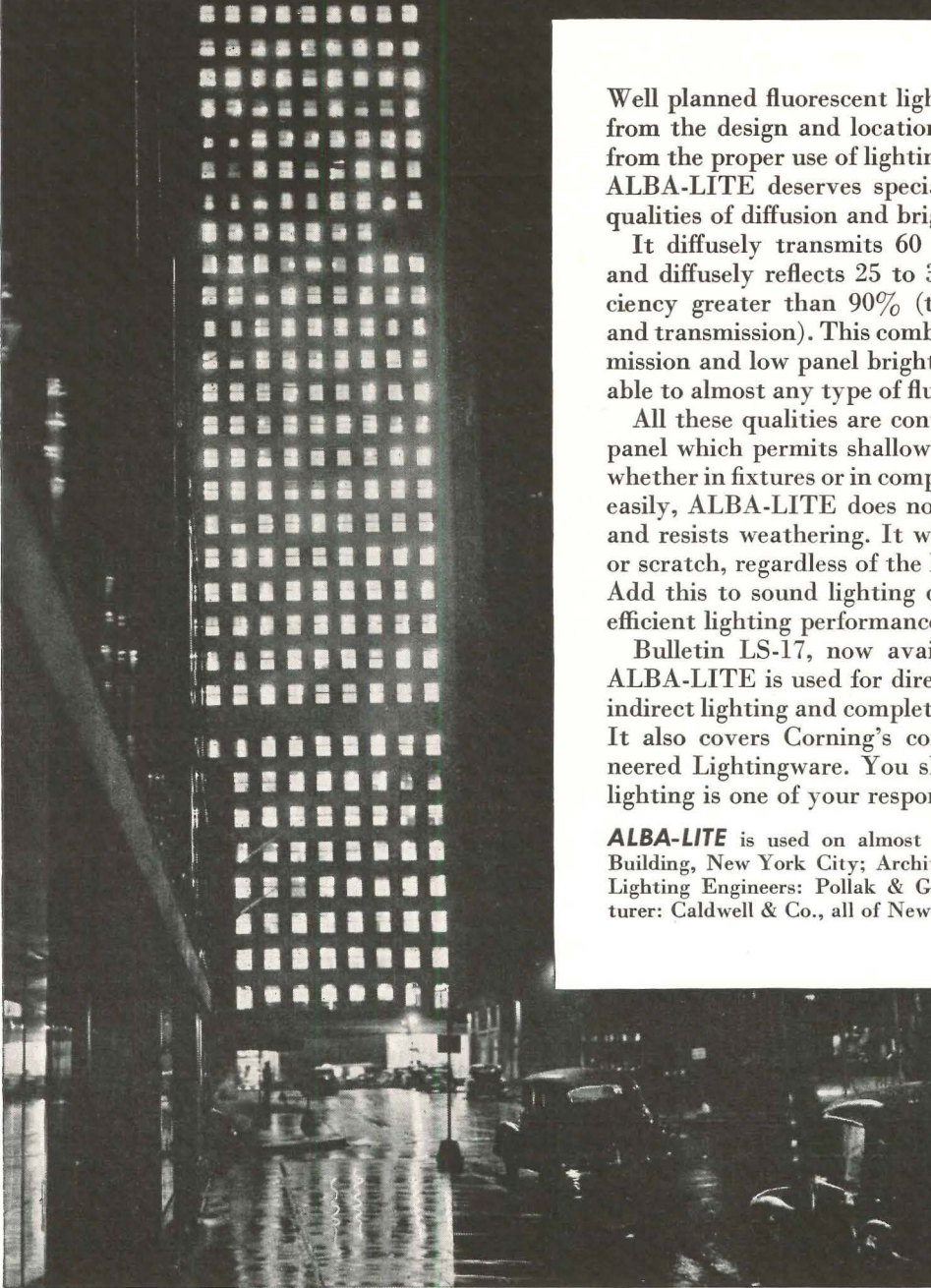
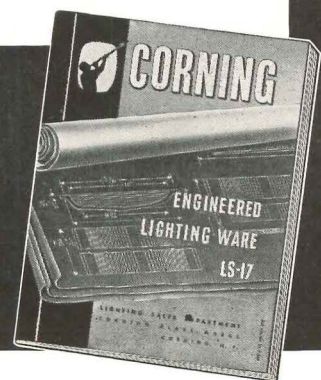
Well planned fluorescent lighting results not only from the design and location of fixtures but also from the proper use of lighting glassware. Corning ALBA-LITE deserves special recognition for its qualities of diffusion and brightness control.

It diffusely transmits 60 to 65% of the light and diffusely reflects 25 to 35%, making its efficiency greater than 90% (the sum of reflection and transmission). This combined with even transmission and low panel brightness makes it adaptable to almost any type of fluorescent installation.

All these qualities are contained in a thin glass panel which permits shallow fixture construction, whether in fixtures or in complete ceilings. Cleaned easily, ALBA-LITE does not retain finger prints and resists weathering. It will not warp, discolor or scratch, regardless of the length of time in use. Add this to sound lighting qualities and you get efficient lighting performance.

Bulletin LS-17, now available, describes how ALBA-LITE is used for direct, semi-direct, semi-indirect lighting and completely luminous ceilings. It also covers Corning's complete line of Engineered Lightingware. You should have a copy if lighting is one of your responsibilities.

ALBA-LITE is used on almost every floor of the Esso Building, New York City; Architects: Carson & Lundin; Lighting Engineers: Pollak & Grieve; Fixture Manufacturer: Caldwell & Co., all of New York City.



CORNING GLASS WORKS, DEPT. AR2, CORNING, N. Y.

Please send me your Data Book LS-17, "Corning Engineered Lightingware," describing MONA-LITE, ALBA-LITE and other Corning products.

NAME _____ TITLE _____

COMPANY _____

ADDRESS _____

CITY _____ ZONE _____ STATE _____

(Continued from page 176)

of the mat provide non-slip foot traction. The *Neo-Sponge Comfort Matting* is described as being both an electrical and a thermal insulator, and having resistance to deterioration by greases, fats, oils, heat or acids.

The matting comes in standard widths of 18 and 36 in., in thicknesses of $\frac{1}{4}$ and $\frac{3}{8}$ in., and in lengths up to 9 ft. 6 in. American Floor Products Co., 1526 N St., N. W., Washington, D. C.

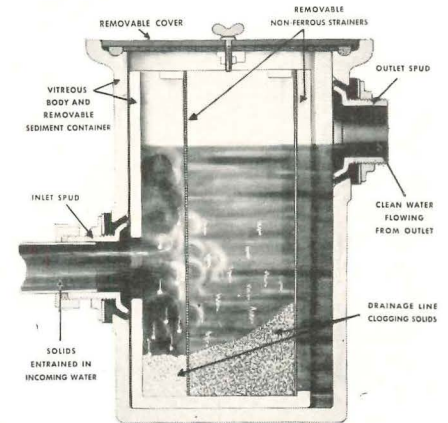
BURGLAR ALARM

Increased protection is provided in a new low-cost burglar alarm through application of a modulated light beam which is invisible to the naked eye.

The alarm is operated by a change in the "light level of the pre-set modulated frequency"; in this way it is said to be unaffected by surrounding light.

The manufacturer claims effective op-

eration up to 250 ft. and says that the light beam can be directed around corners or criss-crossed to protect large areas economically. The alarm is said to be easily installed and requires no electrical adjustments. Ripley Co., Inc., Middletown, Conn.



Solids interceptor features easy cleaning

SOLIDS INTERCEPTOR

Quick and easy cleaning is listed by the manufacturer as one of the features of a new solids interceptor designed to prevent fragments of solids in waste water from flowing into building drainage lines.

A single motion brings the sediment container out for cleaning after the non-metallic cover is removed by unlocking a clamp, according to reports.

Two perforated metal strainers intercept the solids in the waste water as it passes through the interceptor body, and serve, in addition, as baffles to calm the water so solids drop more readily to the bottom of the sediment container. J. A. Zurn Mfg. Co., Erie, Pa.

SCHOOLROOM LIGHTING FIXTURE

Designed specifically for schoolroom use, the *Spill-Lite* is reported made of virtually unbreakable tempered glass and designed for balanced illumination, easy cleaning and maintenance. Spill-Lite uses one 300 or 500 watt bulb which can be changed from the floor without removing the lighting bowl. The fixture is a silvered bowl unit 20 in. long and 21 in. wide, finished in satin chrome. It has a swivel type of rod suspension and is provided with a patented spillway to expel dirt, bugs and debris. The manufacturer claims an efficiency performance 10 per cent better than conventional units. It is said to furnish glareless, shadowless illumination. Appleman Art Glass Works, Bergenfield, N. J.

Complete Kitchens
in compact units
39 to 66 inches wide



Ready
to install

G 66 RS

MURPHY - CABRANETTE KITCHENS

in the permanent beauty of porcelain on steel.

Gas or electric range of approved design, electric refrigerator with push-button door and stainless steel frozen food compartment, one-piece sink and range top, storage cases . . . streamlined in one compact unit. Vitreous porcelain on exposed surfaces never requires painting; washes clean with soap and water. Trouble-free operation and negligible maintenance costs proven in 25 years of service in rental properties. Write for new bulletins.

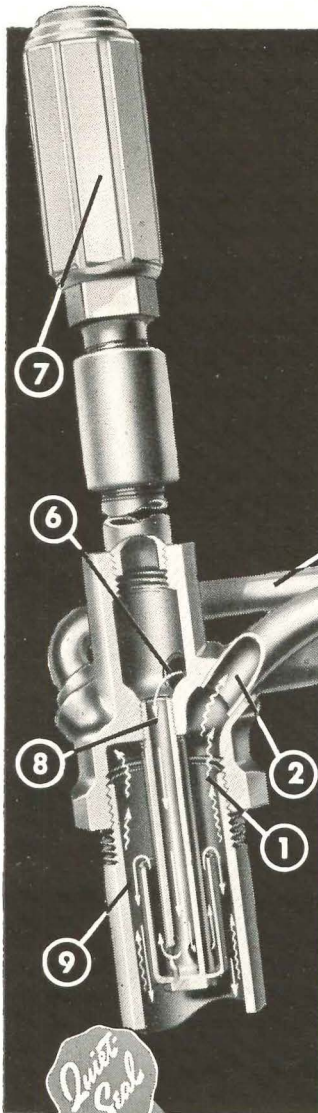


DWYER PRODUCTS CORPORATION
Dept. A2 — MICHIGAN CITY, INDIANA

NOW..A NEW *Modine* CONVECTOR

Designed Specifically For 1-Pipe Steam Systems

the New QUIET-SEAL*




WHAT IT IS: The new Modine *Quiet-Seal* is a convector designed specifically for 1-pipe steam heating systems. It gives you all the economies of 1-pipe steam *plus* the superb heating comfort, individual room temperature control, attractive styling and easy installation of the beautiful new Modine Convector Radiation line. *Quiet-Seal's* design eliminates troubles that result when 2-pipe steam or hot water convectors are adapted to 1-pipe systems. Its one-way flow principle gives you noiseless operation, full heating capacity, fast positive air elimination. Water spitting is eliminated because *Quiet-Seal's* built-in water seal insures free venting. What's more, patented damper permits individual room temperature control not available with ordinary radiators.

HOW IT OPERATES: *Quiet-Seal's* one-way flow principle (proved in thousands of pre-war installations) is shown in cutaway illustration above. Steam enters inlet header (1), is directed into upper tubes (2), passes through these tubes (3), to cross header located at extreme right of illustration. At (4) and (5), steam and condensate are directed to lower tube. Condensate, steam and air are returned through lower tube at (6), at which point air rises in header to air vent (7) where it's freely discharged. Condensate is spilled into built-in trap (8), overflows water seal of trap (9) and drains into supply branch. All components of the *Quiet-Seal* Convector — except 1/2 inch shank, air vent, coupling, nipples and iron riser — are furnished by Modine.



Trade Mark Pending

*Design and Mechanical Patents Pending



New Beauty . . . Easier Installation . . . Simpler Maintenance mark the New Modine Convector. Functionally styled to complement modern taste, it gives you these outstanding features: (1) Dual-Purpose Damper, (2) Convenient Air Venting, (3) 5-Second Removable Front, (4) Snap-in Lower Grille (optional), (5) Simplified Recessing. For all the facts, on the new Quiet-Seal 1-pipe convector, see your Modine Representative. He's listed in the "Where-to-Buy-it" section of your phone book. Or send in coupon at right.

Modine

Quiet-Seal CONVECTORS

MODINE MANUFACTURING CO.
1510 Dekoven Avenue, Racine, Wisconsin

Gentlemen: Yes! I want the new bulletin describing the New Modine Quiet-Seal Convector for 1-pipe steam systems.

NAME

ADDRESS

CITY STATE

MANUFACTURERS' LITERATURE

Wire Fence

Realock Fences (Catalog No. F-901). A complete line of wire fence and gates for various degrees of protection is described and illustrated in this bulletin. The different types of fence have been classified and thumb-indexed according to usage.

Besides covering such typical applications as fences for residences, parks, swimming pools and industrial plants, the bulletin contains information on tennis court enclosures and baseball backstops.

Each fence type is illustrated and general specifications are included on

the fabric, terminal posts, pipe and post setting. Weights and dimensions of fence components are also given. 48 pp., illus. The Colorado Fuel and Iron Corp., Wickwire Spencer Steel Division, 361 Delaware Ave., Buffalo 2, N. Y.*

Asphalt Tile Flooring

Floors That Endure. Color photographs show floor design ideas for stores and offices, institutions, public areas and homes. Available colors, both plain and marbelized, are illustrated. Detail drawings show how connecting strips (to join tile of different thicknesses), cove bases and reducing strips (used as edging) are installed. 16 pp., illus. The Tile-Tex Co., Inc., 1232 McKinley Ave., Chicago Heights, Ill.*

Aluminum Architectural Shapes

Reynolds Extruded Aluminum Architectural Shapes. Portfolio of detailed drawings covering Reynolds present line of standard aluminum architectural shapes. Cross sections are all printed solid black in actual size.

An index in the front makes it easy for the draftsman to select the particular shape he wants for making up detail drawings.

Assembly drawings show how the various sections are combined for building up windows, copings, etc. Illustrations also show how the architectural shapes are joined to other members of the structure.

Additional reference information of value to architects and engineers is the size and weight data on aluminum rods and bars as well as standard structural shapes. Reynolds Metals Co., Desk 4220, 2500 So. Third St., Louisville 1, Ky.*


Rubber Floor Tile

New Horizons in Floor Design. Booklet shows 54 different floor designs possible with the new *Wavedge* rubber tile. It includes border and field patterns, centerpieces, repeat units and special design effects. This is made possible by the rubber tile being cut along a diagonal double curve.


A section in the back of the book provides installation and technical information. A list of suggested applications for the designs illustrated is also furnished. 64 pp., illus. The Danbury Rubber Co., Inc., Danbury, Conn.*

(Continued on page 182)

**EASY...
EVEN FOR A CHILD!**



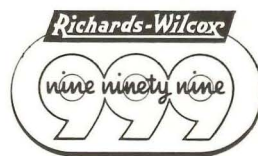
To Provide the Newest, Most Modern Overhead Door Convenience



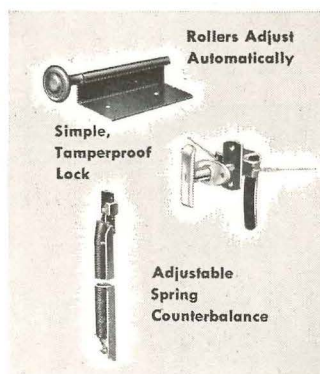
Ordinary obstacles, and seasonal "headaches" such as slush, snow, and freezing temperatures are nothing to worry about when garage doors have been converted to the overhead door convenience made possible by Richards-Wilcox Garage Door Hardware. And with the new R-W nine-ninety-nine line the conversion process is swift, easy, economical. Everything needed for installation and operation, all hardware including tracks, comes complete in one carton. Requires only 1/2" headroom.

For modernization, or in planning new structures, specify overhead garage doors with R-W 999 Hardware, and be sure of doors that will function smoothly, quietly, effortlessly—so easy even a child can operate them. For further information about R-W 999 Garage Door Hardware, call the nearest Richards-Wilcox office, or write for free folder.

Specify



GARAGE DOOR HARDWARE



1880 1949
**LEADERS IN DOOR HARDWARE
OVER 69 YEARS**


Richards-Wilcox Mfg. Co.

"A HANGER FOR ANY DOOR THAT SLIDES"
AURORA, ILLINOIS, U.S.A.

Branches: New York Chicago Boston Philadelphia Cleveland Cincinnati Washington, D. C.
Indianapolis St. Louis New Orleans Des Moines Minneapolis Kansas City
Los Angeles San Francisco Denver Seattle Detroit Atlanta Pittsburgh



*Other product information in Sweet's File, 1949



FAIRCHILD

PARKCHESTER
 IRWIN CLAVAN, *Architect*
 STARRETT BROS. & EKEN, INC.
General Contractors

• This famous Metropolitan Life Insurance Company development in the Bronx, New York City, operating since 1940, is one of four modern housing projects built by this company in the East. In the lobbies of all four—Parkchester, Stuyvesant Town, Peter Cooper Village and Riverton—FABRON is providing long-term protection and beauty, with impressive maintenance economies.

... and at famous Parkchester —
FABRON Wall Coverings minimize maintenance... beautify for years

AS THE originator of the large scale investment type apartment development in the insurance field, the Metropolitan Life Insurance Company has pioneered in the art of selecting products which provide long-range maintenance economy. Its adoption of FABRON for Parkchester, its first and largest development, is an outstanding example.

FABRON is the *obvious choice* for all investment buildings and institutions whose decor need not be changed for long periods of time. *Obvious* — because its tough canvas backing, modern plastic core and non-peeling lacquer surface overcome all the conditions which inevitably lead to costly periodic redecorations.

Washability is, of course, assured, as are sunfastness and protection against plaster cracks, together with simple inlay repair of any damage to the material itself. The label of the Underwriters' Laboratories, Inc., attests FABRON's resistance to fire spread. Furthermore, unlike other wall finishes, the initial investment in FABRON is never irretrievably lost, for FABRON provides an ideal base for any subsequent decorative treatment.

Our Architects' Consulting Department is at your disposal to extend to you any service that may simplify your task in specifying, estimating, color scheming, etc. and to carry out your ideas to a practical execution.



Fabron
REG. U. S. PAT. OFF.

the canvas-plastic-lacquer wall covering



FREDERIC BLANK & COMPANY, INC • Established 1913 • 230 PARK AVENUE, NEW YORK 17 • N. Y.

Facts you'll want to know about

Cabot's Paints



Dubin & Dubin, Architects

- 1 A color for every design!
Cabot's Collopakes offer an amazingly wide selection of 32 attractive colors.
- 2 Cabot's Collopakes retain their lively colors — look fresh and bright for years.
No fillers or adulterants are used.
- 3 Cabot's Collopakes have tremendous hiding power, produce a durable, porcelain-smooth surface.
The pigments in Cabot's Collopakes are reduced — by the unique, patented Collopaking process — to particles many times as fine as in ordinary paints. These particles are colloidally dispersed in the vehicle.

see these
beautiful shades

Write for new color card with complete information including suggested color combinations.

Samuel Cabot, Inc.
222 Oliver Bldg., Boston 9, Mass.

(Continued from page 180)

Embossed Metals

Idea Chart, Where and Why to Use Rigidized Metals. Convenient guide to product applications for a line of "texturized" metals. Fourteen standard patterns are illustrated, and 81 applications are listed together with reasons for using the texturized metals such as — decorative texture, mar concealment, rigidity, heat diffusion, weight saving, etc. 1 page, illus. Rigidized Metals Corp., 658 Ohio St., Buffalo 3, N. Y.

Acoustical Materials

Sound Control. Describes various Johns-Manville products which have been used to solve the problems of sound control. Typical installations are shown, and construction details illustrating current application methods are included. Pertinent data in the brochure covers sizes, weights and sound absorption values of the different materials. 16 pp., illus. Johns-Manville, 22 E. 40th St., New York 16, N. Y.*

Plastic Wall Covering, Upholstery

Kalistron Color Card. Twelve new (stock) colors for Kalistron, the plastic sheeting used as wall covering and upholstery material, are included in a new brochure-color card now being distributed by the United States Plywood Corp. A total of 29 colors and textures are illustrated in the folder. The new colors are coral, sandalwood, dove gray, pearl gray, avocado green, blue green, light blue, wedgewood blue, sand, lime and chartreuse. United States Plywood Corp., Flexwood and Flexglass Division, Weldwood Bldg., 55 W. 44th St., New York, N. Y.*

Movable Walls

Transite Movable Asbestos Walls. Describes partition wall made of asbestos and cement that can be erected, dismantled and re-erected without loss of materials and with minimum of labor. Photographs illustrate recent installations in commercial, industrial and institutional buildings. Construction details show how the walls are assembled and cross sections of the wall components. Specifications are included. 24 pp., illus. Johns-Manville, 22 E. 40th St., New York 16, N. Y.*

(Continued on page 184)

What boiler would you recommend for a \$350,000 home?





This functionally modern home was recently built in Bloomsburg, Pa., by Harry L. Magee president of The Magee Carpet Company; it is one of Pennsylvania's finest show places. Berninger, Haag, and D'Entremont, Architects; George A. Heath, Heating Engineer; Wm. L. Coombs, Heating Contractor; Percy Swank, Building Contractor.

The finest, of course. That's what the architect, engineer, and contractor did when they built this magnificent home. In fact, they chose six H. B. Smith boilers — two to heat the main house, by radiant heat and by air conditioning . . . one to supply domestic hot water . . . two to warm the swimming pool water and recirculate it . . . still another to supply domestic hot water and car-washing water to the garage.

No matter the size of the home your client wishes, you can recommend an H. B. Smith boiler that will give him "luxury" heating at bargain basement prices—for Smith-Mills boilers are designed and engineered to deliver maximum heat at lowest cost. True, they cost a little more to buy, but smaller fuel and maintenance bills more than make up the difference.

Which boiler will you specify on the next job where the best in heating is requested? You can't go wrong if you recommend H. B. Smith! THE H. B. SMITH CO., 62 Main St., Westfield, Massachusetts.

Largest boiler room in the Magee residence (there are several others!) includes two No. 340 oil-fired boilers and one No. 24 Hy-Test oil-fired hot water supply unit, all H. B. Smith products.




H. B. *Smith*
CAST-IRON BOILERS

Offices and Representatives in Principal Cities

Handsomely styled
DOORS . . .

**Complete with Frames
and Hardware**

Available Now!



Fenestra* Standard Stock Metal Doors are in local stocks now—with your choice of finely-made, prefitted hardware and 25 types of locks. These attractive insulated doors are factory-wrapped to protect the finish.

They come mortised, drilled, tapped and prime painted . . . complete with frames.

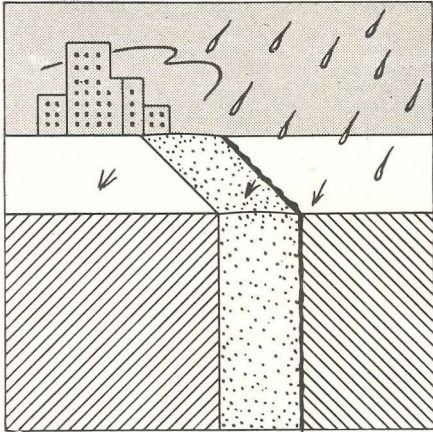
That's construction time and money saved.

Fenestra Doors are available with Underwriters' B Label. For further information on Fenestra Metal Doors, see Sweet's Architectural File 15a/7, or write to Detroit Steel Products Company, Dept. AR-2, 2252 E. Grand Boulevard, Detroit 11, Michigan.

*®

Fenestra **STANDARD STOCK METAL
SWING AND SLIDE DOORS**

(Continued from page 182)

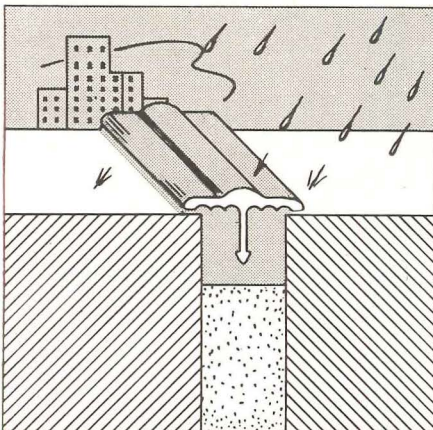


To Prevent
Leaks in
Masonry Joints—
specify



WEATHERCAP

• Good for the life of the building. For free sample and specification data, mail coupon.



SEND FOR YOUR SAMPLE

Minwax Company, Inc.
11 West 42nd St., New York 18, N.Y.

Please send me free sample of Weathercap with descriptive folder and specification data.

Name

Address

City

State

NS-2-49

AR-2-49

Metal Store Fronts

Natcor Extruded Metal Store Fronts. Contains detailed drawings on glass settings; bar reinforcements; division, corner and reverse bars; cap hanger and fascia mouldings; vertical and horizontal mouldings; awning hoods; awning and transom bars; and glass settings. Several typical installations are shown. 15 pp., illus. Natcor, Providence 9, R. I.*

Metal Doors

Fenestra Metal Doors—Swing and Slide. This catalog describes the new Fenestra stock hollow-metal entrance door and also other stock hollow metal swing and slide doors, frames, locks and hardware. Detailed drawings, specifications and installation instructions are included. 16 pp., illus. Detroit Steel Products Co., 3113 Griffin St., Detroit 11, Mich.*

Soda Fountains, Food Servers

Seco-Supere Custom-Bilt Soda Fountains (Catalog SS-1). Presents complete line of soda fountain equipment including counters, back bars, food serving equipment and accessories.

From a variety of individual units available, the equipment may be selected so as to form the soda fountain which will best meet the owner's requirements. Available for combination are: 1 ice cream unit, 1 dispenser unit, 3 disher vat units, 6 sink units, 4 sandwich units, 3 hot food units, 2 toast units, 2 clean glass units, 1 plain top unit, 2 plate dispenser units, 8 end filler sections and 5 back bar units. Also illustrated are fountain accessories, refrigeration units and fountain stools. Four typical soda fountain layouts are included. 32 pp., illus. Seco Co., Inc., 5206 S. 38th St., St. Louis 16, Mo.

Waste Receptacles


Bennett Bilt Waste Receptacles. Steel waste containers from 10 to 49 in. in height are illustrated. They come in white and green enamel finish, and have stainless steel feet to eliminate rust marks. A table of specifications lists overall dimensions, weights and type of inner container furnished. 8 pp., illus. The Bennett Mfg. Co., Alden, N. Y.*

(Continued on page 186)

Modern Steam Heat For New Catholic High School

In planning the heating installation for Canisius High School, Consulting Engineer L. A. Cherry met two basic requirements set up by the Building Committee of Canisius High School.

First, even, comfortable temperatures in all sections of the school. Second, reduce heating costs to a minimum.



Canisius Catholic High School, Buffalo, N. Y. Built 1947 and equipped with Webster Moderator System of Steam Heating. Albert A. Runschek, Architect. L. A. Cherry, Consulting Engineer. C. Brenner & Sons Co., Heating Contractor.

The Webster Moderator System was chosen because of its ability to answer these heating requirements. With Webster "controlled-by-the-weather" heating there is no overheating. An Outdoor Thermostat responds instantly to every change in outdoor temperature. A Manual Variator permits shut-off for reduced night heating.

Webster Representatives will gladly work with you from the time your building is in the planning stage until the heating system is operating to complete satisfaction.

If you are planning a new building or bringing an existing building up-to-date, let us show you how the Webster Moderator System fits in with heating needs. Get in touch with your Webster Representative or write us today.

Address Dept. AR-2

WARREN WEBSTER & CO.
Camden, N.J.: Representatives In Principal Cities
In Canada, Darling Brothers, Limited, Montreal



"Controlled by the weather"




**Show readers how AAF Super-Clean
Air benefits guests and owner alike
at the new Terrace Plaza Hotel**

YOU eat, sleep and relax in super-clean air at Cincinnati's new Terrace Plaza Hotel. Every one of the 324 guest rooms plus lobbies, restaurants and service quarters are served by a modern air conditioning system which includes AAF Electro-Cell Electronic Precipitators.

City dust and smoke can't encroach upon guests here. Super-clean air protects personal belongings as well as snowy white linens and sparkling glassware; helps maintain the "spic and span" appearance of furnishings and decorations. Management benefits, too, because absence of dust and smoke reduces cleaning and redecorating costs; prolongs the life of equipment. And, in the mercantile section on which this "penthouse hotel" rests, super-clean air assumes the added duty of protecting merchandise from soilage.

Super-clean air is not a luxury—it's a necessity to any business where dust and smoke can spoil a product, increase maintenance or turn away a customer. The right filter or electronic precipitator for your customers' needs will be found in American Air Filter's complete line of product. Over 25 years' successful engineering experience in this specialized field will enable you to deliver the maximum benefits of super-clean air. For complete information, call your local AAF representative or write direct to—



SKIDMORE, OWINGS & MERRILL
Architects

JAROS, BAUM & BOLLES
Mechanical Engineers

CARRIER CORP.
Air Conditioning

AMERICAN AIR FILTER COMPANY, INC.

389 Central Avenue, Louisville 8, Ky.

In Canada: Darling Bros., Ltd., Montreal, P. Q.




**AIR FILTERS
AND ELECTRONIC PRECIPITATORS**

(Continued from page 184)



... one of these Couch Systems will dovetail with your specifications

When plans call for mail boxes and inter-suite 'phone systems, look to Couch for equipment to fill the bill. If you don't find the type you want illustrated below, a Couch representative will gladly assist you.



Vestibule
Telephones

Type 74C — Cordless type illustrated is the most popular unit . . . no protruding attachments . . . easily installed.



Tilting Mailboxes

Type 73 — Post Office approved mail boxes for use with Vestibule Telephone. Features include frame separate from boxes for easy installation. Tenant doors can be set in open position for easy removal of mail.



Suite Telephones

Type 47 — Cordless suite phones make a neat installation and can be provided to give a variety of service. Type 52, handset instrument, provides greater convenience for particular installations.

S. H. COUCH CO.

DEPT. 312 • NO. QUINCY 71
MASSACHUSETTS

PRIVATE TELEPHONES for HOME and OFFICE . . . HOSPITAL SIGNALING SYSTEMS . . . APARTMENT HOUSE TELEPHONES and MAILBOXES . . . FIRE ALARM SYSTEMS for INDUSTRIAL PLANTS and PUBLIC BUILDINGS.

Packaged Steam Generators

Cyclotherm Automatic Steam Generators (Bulletin P-1). Operating principles and design characteristics of the Cyclotherm steam generators, which burn oil, gas or both, are discussed in this bulletin. Diagrams illustrate the combustion system used, which is said to provide quick, efficient steam generation. Standard ratings and dimensions are listed for the generators which range from 10 to 300 boiler h.p. Cyclotherm Corp., Dept. 33R, 90 Broad St., New York 4, N. Y.

Air Conditioning

Air Conditioning Design. The general procedure for designing an air conditioning system is described in this brochure published by the American Society of Refrigerating Engineers. Definitions of air conditioning terms are given. Other sections discuss heat loads to be considered, determining the amount of refrigeration needed, zoning, mechanical equipment and controls. 6 pp. The American Society of Refrigerating Engineers, 40 W. 40th St., New York 18, N. Y. 40 cents.

LITERATURE REQUESTED

The following individuals and firms request manufacturers' literature:

Robert M. Bouma, Student, Apt. 203, 1301 N. Courthouse Road, Arlington, Va.

Bracken Engineering Company, 2216 Bedford Avenue, Johnstown, Pa.

Alvaro Cardenas, Architect, Carrera 13 No. 33-13, Bogota, Colombia, S. A.

William F. Cody, Architect, 11975 Santa Monica Boulevard, Los Angeles, Calif.

Guillermo Luis Fuchs, General Contractor, 9 de Julio 68, Cordoba, Argentina, S. A.

John S. McDonald, Architect & Engineer, 2438 Glenmore Avenue, Dayton 9, Ohio.

Henry Nathanson, Builder, 376 Clarke Avenue, Westmount, Que., Canada.

Harwood and Prince Co., Drafting Service, 1408 South Stearns Drive, Los Angeles 35, Calif.

Harry N. Roberts, Architect, Room 4, Washington Hardware Bldg., Kennewick, Wash.

Investigate!!!

THE
AVAILABILITY

AND

ECONOMY

OF

FUEL OIL


AND

**TODD
BURNERS**

**FOR YOUR
BOILER PLANT!**

You'll find that for replacement of obsolete equipment or for new installations, Todd Burners will effect savings in fuel and maintenance costs. Skilled Todd specialists, modern Todd facilities—backed by 35 years of engineering experience—guarantee you economical burning of liquid and gaseous fuels. See your local Todd dealer now!

Oil Burners
Gas Burners
Combination
Oil and Gas
Burners



COMBUSTION EQUIPMENT DIVISION

TODD SHIPYARDS CORPORATION

81-16 45th Ave., Elmhurst, Queens, N. Y.

NEW YORK • BROOKLYN • ROCHESTER
BUFFALO • HOBOKEN • NEWARK • PHILADELPHIA
HARRISBURG • YORK • CHICAGO • CHARLESTON,
S. C. • BOSTON • SPRINGFIELD, MASS.
BALTIMORE • WASHINGTON • RICHMOND, VA.
ATLANTA • DETROIT • GRAND RAPIDS • TAMPA
GALVESTON • HOUSTON • MOBILE • NEW
ORLEANS • LOS ANGELES • SAN FRANCISCO
SEATTLE • MONTREAL • TORONTO
BARRANQUILLA • BUENOS AIRES • LONDON

*One Thin
Blanket's
not enough!*



**ALWAYS specify "full-thick", fireproof
Gold Bond Rock Wool Batts!**



GOLD BOND ROCK WOOL—the finest fireproof home insulation in the world —at no extra cost


FOR top insulation efficiency, specify Gold Bond Rock Wool Batts. They give your clients *all three* of the benefits insulation can and should provide.

- 1. FIREPROOF**— as the rock from which it's made. Not just "fire-resistant", or "fire-retarding".
- 2. FULL-THICK**—batts— not just 1 or 2 inches thick, but full-thick,— completely fill the walls, providing an effective fire-stop and top efficiency heat insulation.
- 3. EFFECTIVE VAPOR BARRIER**— is part of the batt. Saves extra labor and expense of putting in separate vapor barriers (in some cases required by F. H. A.). Gold Bond Batts meet all requirements!

*Give your clients the best
Give them Gold Bond Rock Wool Batts!*

**NATIONAL GYPSUM COMPANY
BUFFALO 2, NEW YORK**

Over 150 Gold Bond Products including gypsum lath, plaster, lime, wallboards, gypsum sheathing, rock wool insulation, metal lath products and partition systems, wall paint and acoustical materials.



You'll build or
remodel better with
Gold Bond


ZINC SERVES YOU

Galvanizing (Zinc coating) insures long-time, low-cost service. For as long as iron or steel is coated with Zinc, it cannot rust. For satisfaction, use galvanized materials. They're "Sealed-in-Zinc" against rust.



TIME proves galvanized sheets stay stronger longer. Used as roofing and siding, they give buildings the "strength of steel" . . . the rust protection of Zinc. The "Seal of Quality" (above) is your guide to economy in buying galvanized sheets. It means they carry at least 2 oz. of Zinc per sq. ft. Galvanizing also lengthens fence life and service.

THE INSTITUTE
2 OZ.
COATING
SEAL OF QUALITY



Galvanized products in the railroad industry guard bridges, cars, buildings, etc., against rust.



Strength, workability and resistance to heat as well as rust make galvanized sheets ideal for heating and air-conditioning.

FREE BOOKLETS

Fully illustrated and packed with practical information on galvanized sheets and Metallic Zinc Paint. Send for them, *today!*



AMERICAN ZINC INSTITUTE

35 East Wacker Dr., Chicago 1, Ill. Rm. 2604
Send me without cost or obligation the illustrated booklets I have checked.

- Repair Manual on Galvanized Roofing and Siding.
- Facts about Galvanized Sheets.
- Use of Metallic Zinc Paint to Protect Metal Surfaces.

Name _____
Address _____
Town _____ State _____

NEWS FROM CANADA

(Continued from page 170)

need can be undertaken only at heavy capital cost. With tax rates rising, even without substantial new investments, most municipalities are trying to get along with existing sewage, fire, water and similar systems until labor and materials become less scarce and expensive.

What effect this will have on housing production in 1949 remains to be seen, but a bumper crop of wells and septic tanks seems assured.

Basic Industry Planning Key?

Another nail was driven into the coffin of the "city beautiful" conception of planning by Frederick H. Allen, of Harrison, Ballard and Allen, New York housing consultants, when he recently addressed the Toronto Chapter of the Society of Residential Appraisers.

In picturesque and forceful language, Mr. Allen warned that "Basic manufacturing for export beyond the city is the guts of a municipality. Therefore the job of town planning is to seek a proper balance between maintaining places of profitable employment and creating places of desirable residence, within the limits of an economic and enduring transportation system.

"A city thrives, and its residents are all ultimately dependent on, basic manufacturing — by which I mean production that is shipped for sale elsewhere. I draw a distinction here against manufacturing for local consumption, because no city can exist simply by taking in its own washing."

Mr. Allen, while disarmingly frank in discussing the shortcomings of American cities, turned uncommunicative when, following a brief tour of Toronto, he was asked his opinion of that city. "It seems," he said, "to be clean."


More Rental Housing for Vets

"The rental housing program for veterans will be continued in 1949," announces Hon. R. H. Winters, Canada's new Minister of Reconstruction and Supply. Under this program, Central Mortgage and Housing Corporation enters into arrangements with municipalities whereby the municipality makes land and services available and Central Mortgage builds four, five and six-room houses for rental to veterans with the highest priority on a point-rating system.

The Minister stated that in 1948 some 9000 rental units were arranged for with municipalities. This total was considerably less than the target figure of 12,000. It has been decided to set no target in 1949 but let the volume depend entirely on the willingness and ability of municipalities to participate in the program.

Only ANCHOR FENCE gives you

- ✓ DEEP-DRIVEN ANCHORS
- ✓ SQUARE FRAME GATES
- ✓ H-BEAM LINE POSTS
- ✓ SQUARE TERMINAL POSTS



Specify ANCHOR and be SAFE!

WHETHER you're specifying fence for industrial, institutional or residential jobs, you can rely on Anchor Chain Link Fence to insure lasting fence protection for your clients. For years, leading architects have been writing "Anchor" into their fence specs for features like these:


1. *Deep-Driven Anchors*, which hold the fence erect and in line, in any soil or weather;
2. *Square Frame Gates*, amazingly free from warping and sagging;
3. *H-Beam Line Posts*, self-draining, rust-free and rigid;
4. *Square Terminal Posts*, which improve strength, durability and appearance.

Make sure your A.I.A. File 14-K is complete. Write today for our free, illustrated booklet . . . showing many types and uses of Anchor Chain Link Fence . . . containing structural diagrams and specifications.

Write for your copy to: ANCHOR POST FENCE DIVISION, Anchor Post Products, Inc., 6600 Eastern Avenue, Baltimore 24, Maryland.

Anchor Fence

Nation-wide Sales and Erecting Service



"Pittsburgh's" factory-assembled door-frame

EASY TO SPECIFY

...EASY TO INSTALL

This door-frame assembly comes to the job complete in one case. It's another example of "Pittsburgh" research — aimed at developing products and installation methods which will result in better jobs in the field.



**HERCULITE
DOOR-FRAME ASSEMBLY**

HERE is an outstanding example of the results obtained by extensive "Pittsburgh" research, aimed at helping to solve architectural and building problems actually encountered in the field. This door-frame is factory-built of special shapes and of heavy extruded aluminum, reinforced with structural steel. And metal craftsmen fabricate it to high quality standards, using special checking gauges to assure accuracy of all dimensions.

In ordering this frame, all you do is specify: "Herculite Door-Frame Assembly" and give the style number and size. There are twelve standard designs available, permitting a variety of combinations.

Pittsburgh's Herculite Door-Frame Assemblies come complete with moldings for transom glass, supports for sidelights, strikes for locks, sockets for bolts . . . everything. No assembly is required on the job. No time-consuming calculations and other irksome details are involved. And they are supplied with the famous Pittco Checking Floor Hinge, a marvel of modern engineering. Only 6¼" x 6¼", this hinge has remarkable operating characteristics. It provides positive door speed control, a separate checking control, and a built-in hold-open feature.

But why not get the *full* story? It's told in our illustrated booklet which will be sent to you without charge upon receipt of the coupon below. Mail it now.

Pittsburgh Plate Glass Company
2023-9 Grant Building, Pittsburgh 19, Pa.
Without obligation on my part, please send me a FREE copy of your booklet on Pittsburgh's Herculite Door-Frame Assembly.

Name.....
Address.....
City..... State.....



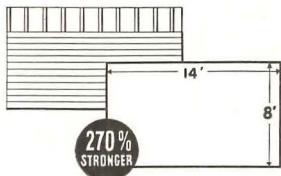
PAINTS · GLASS · CHEMICALS · BRUSHES · PLASTICS

PITTSBURGH PLATE GLASS COMPANY

HOMASOTE PROTECTS YOU 4 WAYS



● **against WEATHER** . . . Use Homasote Insulating and Building Board for interior or exterior finish and for every sheathing need. It is permanently *weather-proof*—provides lasting protection, great structural strength—insurance of a dry and quiet home.



● **against EXTRA LABOR COSTS** . . . When you can sheathe an 8' x 14' area with one piece of material, you save many handling operations, many unnecessary nailing operations. Simultaneously you get extra strength. Homasote sheathing is 270% stronger than conventional horizontal sheathing.



● **against CRACKED AND FALLING PLASTER** . . . Homasote Big Sheets cover the average wall in a single piece, make a perfect base for paint or wall paper. *The house is forever free from cracks and falling plaster.*



● **against ARTIFICIAL PRICES** . . . Homasote's sales policy since 1909 is as stable as the material itself. *Homasote prices do not fluctuate on artificial factors.*

You make a contribution of *permanent value* to any structure when you select Homasote for either modernization or new construction.

We invite architects and builders to send for a copy of our new booklet describing some of the many uses for *weatherproof* Homasote. The book gives physical characteristics, performance charts, specification data and application instructions. Write for your copy today.



in BIG SHEETS up to 8'x14'

... oldest and strongest
insulating and
building board
on the market

HOMASOTE COMPANY
Trenton 3, New Jersey



● Just three simple steps and your Dravo Counterflo Heater is installed and ready to operate, to provide efficient and comfortable heating in any commercial or industrial building with large open spaces.

Dravo Counterflo Heaters are "packaged" heating units, complete with stainless steel combustion chambers—oil, or gas or combination burners—automatic controls.

Low First Cost—AVAILABLE IMMEDIATELY!

For complete details, and a copy of Bulletin LL-523 write Heating Section, Dravo Corporation, Pittsburgh 22, Pa.

DRAVO CORPORATION

Pittsburgh • Philadelphia • Cleveland • New York
Detroit • Atlanta • Wilmington



DESIGNED TO STAY CLEANER LONGER



LP-20
Available in
Black or White

● **OPEN FRONT AND BACK DESIGN** . . . cuts cleaning time to a minimum. No germ collecting crevices . . . always sanitary.

● **SELF-RAISING** . . . seat remains upright when not in use with bowl serving as urinal. Seat stays clean and dry.

● **DURABLE** . . . double strength plastic pads are shatter-proof, fire-proof. Assure long life . . . low maintenance.

● **SOLID PLASTIC** . . . strong and durable. Plastic covered hinge is moisture proof, dirt free.

WRITE NOW for catalog for full details on model LP-20 (illus.), model LP-40 with self-sustaining hinge, and a complete line of conventional models.


DEPT. AR.

THE SPERZEL COMPANY

All Sperzel Seats fit Standard Bowls

123 14th AVENUE S. • MINNEAPOLIS, MINN.

Steel pipe is first choice



—for vital hospital services

Among the great institutions of mercy there are few that can surpass the renowned Los Angeles County Hospital in beauty and utility. In it, as in many other modern hospitals, everything that promotes the health and comfort and sustains the life of ill humanity, has been incorporated.

Primary and vital in the operation of this hospital is the maze of *steel piping* that transmits water, heat, steam, electricity, chemicals, and compressed air to implement the ministrations of the "men and women in white."

In the selection of materials and equipment for such services . . . where only the most suitable is

good enough . . . it is not surprising that *steel pipe is the first choice!* Architects, engineers, and contractors know, from more than half a century of satisfactory experience, that *steel pipe* combines the qualities of serviceability, durability, adaptability, and economy.

The fact that the overwhelming predominance of pipe used for plumbing and heating purposes is *steel pipe*, proves conclusively that *steel pipe is first choice!*

The interesting story of "Pipe in American Life" sent upon request.

COMMITTEE ON STEEL PIPE RESEARCH



OF AMERICAN IRON AND STEEL INSTITUTE
350 Fifth Ave., New York, N. Y.

CASTELL



World's
Finest
DRAWING
PENCIL

18 degrees 7B to 9H

Still at

Pre-war Price

15¢ ... less in quantity

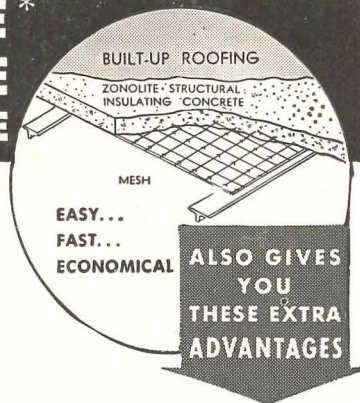
A NAME FAMOUS

SINCE 1761



FABER-CASTELL
PENCIL COMPANY INC., NEWARK 4, N.J.

SAVE BIG MONEY ON ROOF CONSTRUCTION with ZONOLITE* VERMICULITE CONCRETE



Here's How!

- ✓ Far less structural steel needed because Zonolite concrete is *five times lighter* than ordinary concrete.
- ✓ Eliminates expense of added insulation because Zonolite Concrete itself has high thermal efficiency.
- ✓ Fast and easy to apply. It's made by simply mixing Zonolite Vermiculite Aggregate with Portland cement.

FIREPROOFING — Zonolite Vermiculite blocks passage of heat... won't burn.

PERMANENCE — Zonolite Vermiculite is rotproof and verminproof... will not deteriorate.

*Zonolite is a registered trademark of Zonolite Company



For Further Information Write
ZONOLITE COMPANY

135 S. LA SALLE STREET
CHICAGO 3, ILLINOIS



TOMORROW'S

**AUTOMATIC
CONTROLS
TODAY**



General Controls
New Compact Snap-
Action T-70 Thermostat

Sets a new standard of Functional Beauty and Accuracy in room temperature control. Extending only $\frac{7}{8}$ " from the wall, the ivory plastic base and lustrous stainless cover of streamlined design harmonize perfectly with the finest taste in room decoration. Use either with famed B-60 Control Systems or any standard low voltage control circuit.

For complete specifications on the T-70 or other GENERAL CONTROLS Automatic Pressure, Temperature and Flow Controls, request additional literature.

44-4

GENERAL CONTROLS
801 ALLEN AVENUE GLENDALE 1, CALIF.

Manufacturers of Automatic Pressure, Temperature & Flow Controls
FACTORY BRANCHES: BIRMINGHAM (3) • BOSTON (16) • CHICAGO (5) • DALLAS (2)
DENVER (10) • DETROIT (8) • CLEVELAND (15) • HOUSTON (2) • KANSAS CITY (2)
NEW YORK (17) • PHILADELPHIA (40) • PITTSBURGH (22) • SAN FRANCISCO (7) • SEATTLE (1)
DISTRIBUTORS IN PRINCIPAL CITIES

When considering Doors remember this:

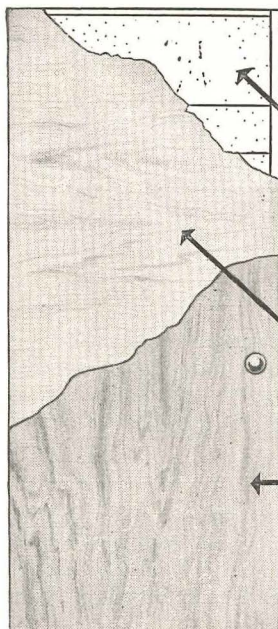
Weldwood Doors Are Guaranteed
against warpage or binding
in opening due to any dimen-
sional changes in the door.

IT'S a fact! These beautiful new Weldwood flush veneer doors are *guaranteed* against swelling and sticking in the summer . . . or shrinking and rattling in the winter.

Combine that feature with light weight and the rich beauty of real wood . . . and you have a truly

superior door that you'll want for your next job.

Write or contact our nearest branch for full information on this new Weldwood Flush Veneer Door. Also ask about the amazing new *Weldwood Fire Door* which carries the Underwriters' label for Class B openings.



EDGE BANDS are thoroughly kiln dried hardwood, built up of two pieces of $\frac{3}{4}$ " stock, securely glued together to provide greater dimensional stability.

MINERAL CORE. Each core is made of three or more pieces, securely bonded together by high frequency process, thus offering a solid piece of homogeneous character. Moisture content not in excess of 5%. Sized with highly waterproof solution, offering a perfect base for laminating cross bands and faces.

CROSS BANDING of $\frac{1}{16}$ " veneer is bonded to core with TEGO Film Waterproof Glue.

FACE VENEER. At present, handsome Birch veneer forms the hardwood faces. Wide variety of other decorative woods available on special order.

SIZES AND THICKNESS. Made in all stock sizes. $\frac{1}{4}$ " thick.

ONLY WELDWOOD DOORS GIVE YOU THESE 5 UNIQUE ADVANTAGES

1. PERMANENT HOT PLATE BONDING of veneers to core and banding with TEGO Film Waterproof Glue.
2. VERMIN AND DECAY PROOF mineral core resists fungus, decay and termites for life of structure.
3. INSULATING PROPERTIES are superior to double glazing, such as opening protected by storm door . . . when door is installed in an exterior opening with weather stripping.
4. EXCELLENT VAPOR BARRIER assured by TEGO Film Phenolic Glue bond between core and veneer.
5. INCOMBUSTIBLE MINERAL CORE has a fibrous reinforcing with a nominal density of 20 lbs. per cubic foot. This material has a sturdiness which assures proper performance under most severe conditions.

UNITED STATES PLYWOOD CORPORATION

55 West 44th Street, New York 18, N. Y.

Distributing units in Baltimore, Boston, Brooklyn, Buffalo, Chicago, Cincinnati, Cleveland, Detroit, Fresno, High Point, Los Angeles, Milwaukee, Newark, New York, Oakland, Philadelphia, Pittsburgh, Portland, Ore., Richmond, Rochester, San Francisco, Seattle. Also

U. S.-Mengel Plywoods, Inc., distributing units in Atlanta, Birmingham, Dallas, Houston, Jacksonville, Louisville, New Orleans, San Antonio, St. Louis, Tampa. In Canada: United States Plywood of Canada, Limited, Toronto. Send inquiries to nearest point.

royal jet-flow

outperforms heating units
costing three times
as much*



HENRY I. FLINN JR.

says: "The Royal Jet-Flow is doing a stupendous job . . . The unit has far exceeded our greatest expectations. We have had nothing but praise from each one of the 200 tenants . . ."

FOLMAR & FLINN
Operative Builders
Montgomery, Alabama



* Proved by tests conducted in America's Finest Independent Laboratory. Royal Jet-Flow uses jet principle and high outlet delivery to achieve a velocity of 300 feet per minute. Heats entire average size house with a minimum differential from room to room. Royal Jet-Flow costs only slightly more than a floor furnace—much less than forced air.

write today for complete information

royal heaters, inc.

1024 WESTMINSTER AVENUE
ALHAMBRA, CALIFORNIA

EMPLOYMENT OPPORTUNITIES AVAILABLE

Advertising rates on request

Positions Open

YOUNG EXPERT DELINEATOR AND DESIGNER: Trained along modern trend of architecture. Must have design ability for renderings in any medium. Fine opportunity in exceptional modern office. Work consists of highest type of contemporary architecture. Submit samples of work and salary expected in first letter. Offices of M. J. DeAngelis, 42 East Avenue, Rochester, New York.

ARCHITECTURAL MEN: Desired in Office of University Architect in Urbana, Illinois. Specification writer needed immediately. Could also place draftsmen and construction superintendents. In application state experience, training, age and other pertinent information. Apply to: Ernest L. Stouffer, University Architect, 256 Administration Bldg., Urbana, Illinois.

RESIDENTIAL HOUSING PLANNING, ARCHITECTURE AND CONSTRUCTION EXECUTIVE: We desire to employ a top level executive to be responsible for planning, designing and constructing large-scale residential housing developments. Must have at least 10 years of experience in all phases of large housing development, including selection of sites, recommending types of housing facilities, and construction; supervising architectural activities in preparation of architectural engineering data, advising architects, etc., and supervising actual construction. Middle West location. Give details of education and experience and salary desired. Box 392, *Architectural Record*, 119 W. 40th St., New York 18.

ARCHITECTURAL DRAFTSMAN: Experienced in working drawings and details for schools, churches, apartments and residential work in contemporary design. Office located in Harrisburgh, Pennsylvania. Permanent connection for man who can qualify. State qualifications, references and salary required. Box 393, *Architectural Record*, 119 W. 40th St., New York 18.

ARCHITECTURAL DRAFTSMEN: Experienced in making working drawings and details. Schools and Hospitals. Location Kansas City. Submit full information regards training and experience and samples of work. State salary expected. All replies confidential. Box 394, *Architectural Record*, 119 W. 40th St., New York 18.

SPECIFICATION WRITER: Particularly experienced in Schools, Hospitals and Public Work. Give full particulars of education and experience, and submit samples of work. State salary expected. All replies confidential. Box 395, *Architectural Record*, 119 W. 40th St., New York 18.

WANTED: Architectural Draftsmen experienced in making working drawings and details. Please submit employment and experience record, samples of work, and monthly salary expected. Marr and Holman, Architects, 702 Stahlman Building, Nashville, Tennessee.

WANTED: Structural Engineers and Steel Draftsmen and Detailers. Please submit employment and experience record, samples of work, and monthly salary expected. Marr and Holman, Architects, 702 Stahlman Building, Nashville, Tennessee.

(Continued on page 196)

Announcing... A New Store Book

Ben Schnall Photo

"Planning Stores That Pay"

by Dr. Louis Parnes, A.I.A.

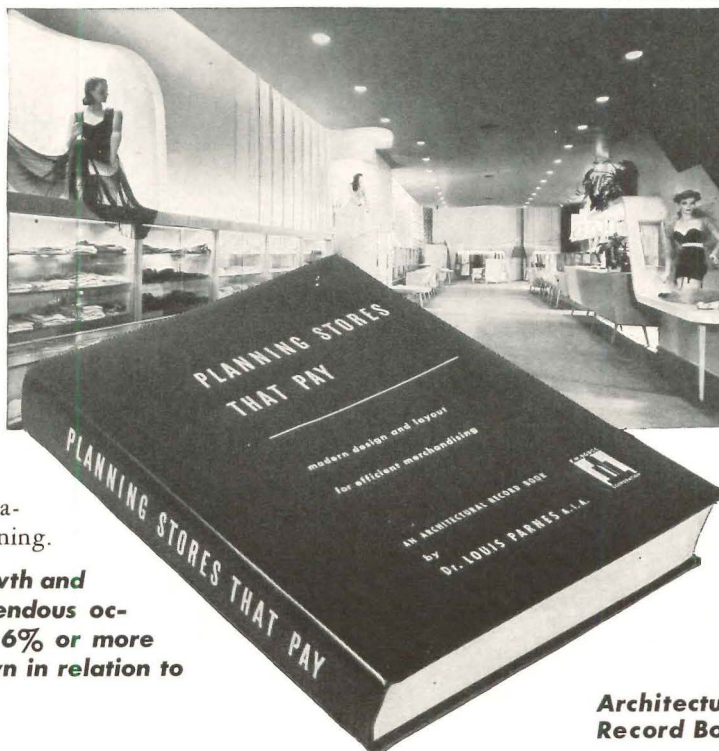
for

Architects and Store Designers,
Department and Chain Store
Administrators

"The great majority of department stores today are not making the most efficient use of their space,"

says Dr. Louis Parnes, international authority on store planning.

"This is due to haphazard growth and bad planning . . . The tremendous occupancy costs, which absorb 6% or more of gross sales, can be cut down in relation to sales by good design."



An
Architectural
Record Book

In his new comprehensive study "Planning Stores that Pay," Dr. Parnes demonstrates the amazing degree to which architecture — as expressed in counter lengths, traffic flow, etc. — speeds and increases retail sales, not only for department stores but for specialty and chain stores. Point by point he conducts a tour of the store to illustrate the right and wrong aspects of profit-making design. He shows how to compute such diverse factors as, say, the ideal width of show windows and the optimum number of chairs in a shoe department.

With more than 500 illustrations, he explores every detail of the store and its arrangements — entrances, arcades, show windows, transportation systems, furniture and fixtures, receiving and shipping facilities, floor and department layouts, display arrangement and lighting, and all the hundreds of items that go to make up a modern merchandising machine. Everything is calculated from the viewpoint of efficiency, and the contribution of each part of the store to the process of selling goods profitably is the criterion of its recommended design. Diagrams, charts and scale drawings, from hundreds of leading stores and from the works of America's greatest store architects, prove each point graphically.

Why Every Department Store — Old or New — Now Needs an Architect's Service

Composite statistics of department store income and expense have long been put to invaluable use in stepping up store efficiency. Dr. Parnes shows how they also can be used as a precise basis for designs that automatically enhance sales . . . and reveals the enormous potential profits thus available. The first store to be thus fully engineered will have extraordinary advantages! *But meanwhile every department store in the country can begin at once to plan its architectural transformation.*

A Basic Textbook on Store Architecture

"Planning Stores That Pay" is a book of basic principles, but specific ideas flow from its pages in rapid succession. A single chapter has enough suggestions to launch a number of long-term projects in store layout, equipment,

etc. Any department store administrator can see that it will pay him to call in private architects for immediate replanning, and that such replanning may well pay for itself a hundred times over.

Department stores have exhausted great resources of effort and ingenuity to maintain their life-line margin of profit. The fact that "Planning Stores That Pay" suddenly injects into this situation sensational new weapons for combatting competition makes this an extremely valuable, if not indispensable, book for architects and store administrators. With it they can speak each other's language, work together, and make the most of today's great opportunities.

Order Your Copy Now

"Planning Stores That Pay" is now available to you at the price of \$15 per copy. But because the demand for this book is exceeding even the most sanguine expectations, the initial printing may soon be exhausted.

Therefore, to make sure of your copy of this new, basic text on advanced store design and planning, order your copy now.

Use the convenient coupon at the right. The book will be sent promptly on receipt of your order . . . postpaid.

Over 500 photographs and diagrams of floor plans, store fronts and interiors.

Features 112 stores and shops . . . the work of more than 60 architects and designers.

300 pages; 8½ x 11¼; heavy, durable, cloth binding; 80 lb. coated stock; Detailed Table of Contents; Comprehensive Index.

TABLE OF CONTENTS

1. Introductory Survey
2. City Planning Considerations
3. The Selling Zone
4. The Customers' Zone
5. The Merchandise Zone
6. The Show Window
7. The Personnel Zone
8. Interior Lighting
9. Circulation and Transportation
10. Scientific Surveys and Data

CONTENTS OF A TYPICAL CHAPTER

To indicate how logically and thoroughly this book deals with its subject, here are the section headings of a single chapter (Chapter 3, entitled "The Selling Zone"):

Space Organization. Coordination and Arrangement of Central Sales Areas. Relative Size of Departments. Circulation on Selling Floors: Aisle Layout; Aisle Densities; Equipment Layout. Fixture Specifications. Self-Service Equipment. Flexible and Standardized Equipment. Service Stations. Interior Display. Interior Column Spacing. Productivity, Efficiency, and Equipment Layout. Special Sales Rooms. New Trends in Basements. Main Floor Layout.

A few of the architects

and firms whose works are discussed are:
Carson & Lundin
Morris Lapidus
Shreve, Lamb & Harmon
Kenneth Franzheim
Fred N. Severud
Harry Devine
William Lescaze
H. Roy Kelley
John S. Redden
Albert C. Martin
John M. Hatton
Morris Ketchum, Jr.
Ernest J. Kump
Stiles O. Clemens

BOOK DEPARTMENT, ARCHITECTURAL RECORD
119 West 40th Street, New York 18, N. Y.

Enclosed is \$..... for..... copy(s) of "Planning Stores That Pay," by Dr. Louis Parnes, A.I.A., at the price of \$15 per copy. For N. Y. C. add 2% sales tax.


Name.....

Address.....

City..... Zone..... State.....

BENNETT
Fresh-Aire
UNITS

for Perfect Fireplaces
EVERY TIME!



*Bennett Fresh-Aire
Fireplace*

Of course, you can *design* the perfect fireplace. But will it be constructed *exactly* as you planned it? You can be *sure* of perfect fireplaces—when you specify the Bennett *Fresh-Aire* Unit. It serves as a *complete form* for

smoke-free internal proportions of throat, damper, smoke chamber and shell, etc. Fireplaces built around these units *must be right*.

Here are three additional reasons for specifying Bennett *Fresh-Aire* Units for the modern, insulated home:

1. They warm *fresh* air drawn from outdoors—eliminate the upsetting effects of the ordinary fireplace on the balanced central heating system . . . eliminate smoky back-drafts.
2. They allow *complete freedom* to detail the exterior design of any type or style of fireplace you plan.
3. Their moderate first cost is offset by savings in construction and *perfect* operation.

Bennett Warm-Aire Unit

—for perfect fireplaces in camps, southern homes, play rooms, etc. Draws cool air off the floor, heats and recirculates it evenly throughout the room—and to adjacent rooms or upstairs.

Write us at 249 Maple St. for Catalog.

BENNETT - IRELAND INC.
Chartered in 1906
NORWICH, NEW YORK

EMPLOYMENT OPPORTUNITIES AVAILABLE

Advertising rates on request

(Continued from page 194)

WANTED: Mechanical and Air Conditioning Engineers who can design and make working drawings for air conditioning, plumbing and heating for buildings and industrial plants. Please submit employment and experience record, samples of work, and monthly salary expected. Marr and Holman, Architects, 702 Stahlman Building, Nashville, Tennessee.

WANTED: Electrical Engineers who can design and make working drawings for interior lighting and power work for buildings and industrial plants. Please submit employment and experience record, samples of work, and monthly salary expected. Marr and Holman, Architects, 702 Stahlman Building, Nashville, Tennessee.

Positions Sought

ENGINEERING CONSULTANTS: We can accept for immediate attention, work covering steam-electric generating plants, power and process piping, heating, ventilation, air-conditioning, fire protection, plumbing, sewage-waste treatment and water supply. Industrial design and supervision; engineering surveys and reports. Correspondence solicited. Box 396, *Architectural Record*, 119 W. 40th St., New York 18.

ARCHITECT-DESIGNER, DRAFTSMAN: With long experience on churches, theaters and public buildings looking for full or part time employment. Willing to make perspectives on piece work basis. 422 South Dearborn, Room 745, Chicago. Architect.

John Hancock
Life Ins. Co. Building
Boston, Mass.

Cram & Ferguson
Architects —
Engineers

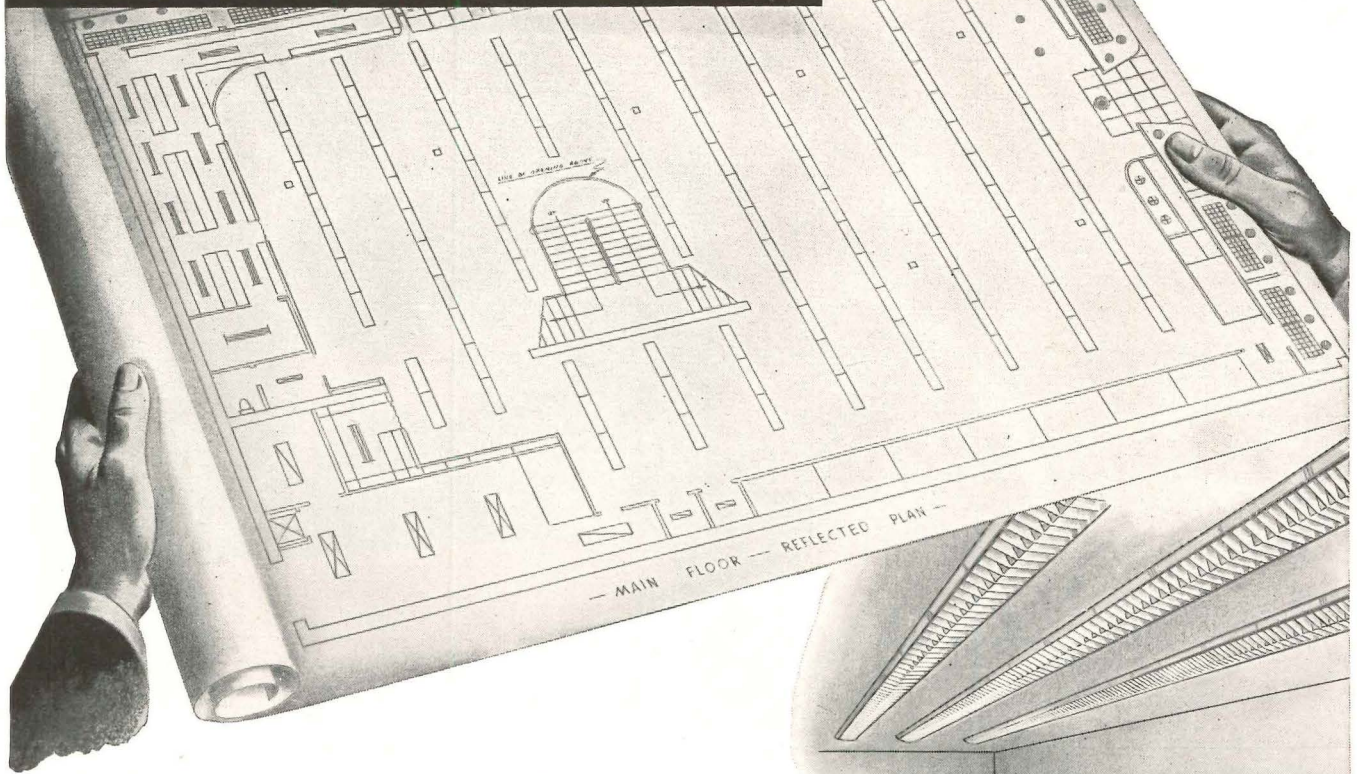


Equipped with Cutler Mail Chutes

ESTABLISHED 1883

Cutler Mail Chute Co
ROCHESTER 7, N. Y.

Architects! Look to Day-Brite for new lighting ideas!




Ask for a Day-Brite Planned Lighting layout

Whether you're designing a new store, office, factory, or school . . . or planning a modernization . . . here's a quick, dependable source of new and unusual lighting ideas.

Day-Brite Planned Lighting service is yours for the asking. Our engineers will be happy to help you plan functional, efficient lighting that not only comple-

ments, but actually enhances your architectural design.

Take advantage of the experience and skill of Day-Brite engineers. Save yourself hours of planning and experimentation. No charge, no obligation. Phone or write your nearest Day-Brite representative . . . TODAY. Or for further details, write to:

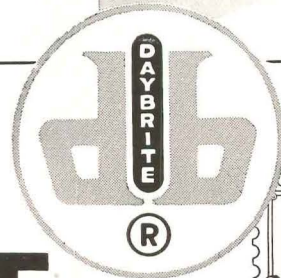


Day-Brite Lighting, Inc., 5465 Bulwer Avenue, St. Louis 7, Missouri.
In Canada: Amalgamated Electric Corp., Ltd. Toronto 6, Ontario.

IT'S EASY TO SEE WHEN IT'S

DAY-BRITE *Lighting*

Day-Brite fluorescent fixtures are engineered for every seeing task. Distributed nationally by leading electrical suppliers.



Boltaflex

ALL-PLASTIC UPHOLSTERING MATERIAL

brings "COLOR SUNSHINE" underground

At Morgens Restaurant, downstairs salon
141 W. 38th St., New York City

Capturing the radiance of color in sunlight, BOLTAFLEX adds new beauty and splendor to America's leading hotels, restaurants, offices and homes. Colorfast and washable. Boltaflex stays bright as new years longer than any other upholstery. Stain and soil resistant, Boltaflex reduces maintenance costs to a minimum.

Chairs and Booths Manufactured in Boltaflex by Chairmasters, Inc., New York City

Boltaflex is the natural choice of leading furniture manufacturers, upholsterers and designers because no other all-plastic upholstery is as flexible or as easy to "work." Boltaflex drapes beautifully . . . Fits snugly around corners . . . Adds gleaming color richness and long-lasting luxury to all furniture, traditional or modern.

Write now for swatches and complete information.

Dept. AC-2

BOLTA PRODUCTS SALES, INC.

FACTORY AND GENERAL SALES OFFICES: LAWRENCE, MASSACHUSETTS

BRANCH OFFICES

New York: 45 West 34th Street

Chicago: Space 211 American Furniture Mart

High Point, N. C.: 1632 English Street



This ADDING MACHINE Adds and Subtracts FEET and INCHES!



No other
ADDING MACHINE

matches ALL of Addometer's Advantages

Handiest helper on construction jobs you ever saw! Adds, subtracts FEET AND INCHES and $\frac{1}{8}$ fractions quickly, accurately — right on the job. Only $11\frac{1}{2}$ x $2\frac{1}{2}$ in. size, weighs 14 oz.; 8-column capacity; single stroke dial clearance. Also adds dollars and cents up to \$10,000.00.

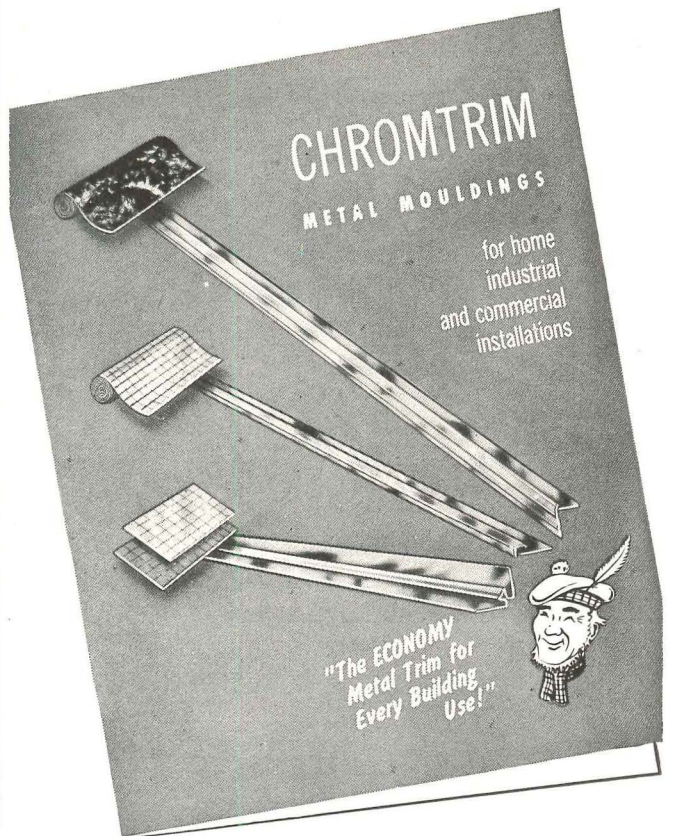
"Can't Do Without It," Users Say — Contractors, architects, engineers highly praise Addometer's advantages — thousands in daily use.



Money-Back GUARANTEE — The Addometer is yours for only \$12.95, postage prepaid — 10-day money-back guarantee if not fully satisfied. Descriptive folder on request — or, send check or money order NOW.

Reliable Typewriter & Adding Machine Co.

Dept. L-2, 303 W. Monroe St., Chicago 6, Ill.




Write today for the CHROMTRIM metal mouldings catalog.

R. D. WERNER CO., Inc., 295 Fifth Ave., N. Y. 16

In Canada: R. D. WERNER COMPANY, LTD., Port Dalhousie, Ontario

THEY'VE PLANNED for tomorrow's wiring today



AT OKLAHOMA PAPER COMPANY

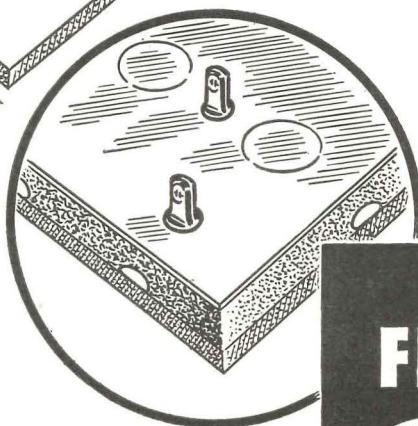
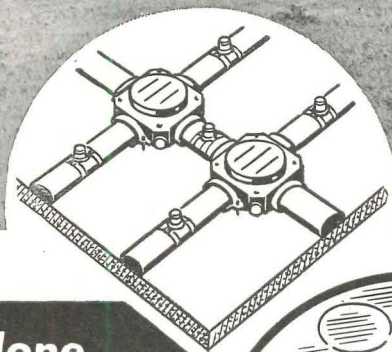
Planning a paper plant—like planning any other building—is a struggle with obsolescence from the time the first pencil mark goes on the drawing board. And it's just this kind of swift old age which the Oklahoma Paper Company was fighting when it equipped a brand-new addition to its Oklahoma City plant with General Electric Fiberduct underfloor raceways.

This kind of planning—in anticipation of changes in floor arrangement and operations—calls for an electrical system that can be changed to meet any condition, at any time, at little expense. At the Oklahoma Paper Company, flexibility like this is provided by a network of Fiberduct raceways laid on 14-foot centers in the concrete floor. With this ample system, new outlets can be installed practically anywhere in the floor simply by tapping into the raceway. New circuits can be added anytime, without ripping up floors.

In the planning stage of any project, consider G-E Fiberduct raceways for their adaptability to changes in building layout, to new demands on electrical capacity, and to new types of electrical equipment. Insist on G-E Fiberduct raceways for buildings that must stay electrically young. If you're interested in knowing more about this adaptable system, contact your nearest General Electric merchandise distributor, or write to Section C2-25, General Electric Company, Bridgeport 2, Connecticut.

How it's done

Noncorrosive, nonmetallic Fiberduct raceways, laid in monolythic or slab and fill constructions, can be laid out in patterns as simple or complex as present and future building facilities may require. Accessible handholes at junctions permit easy installation of new circuits. To provide a new outlet after the floor is laid, merely make a small opening in the floor over the raceway, pull the wires through, and install the outlet. The job is done with no interruption of the building's facilities—and at low cost.



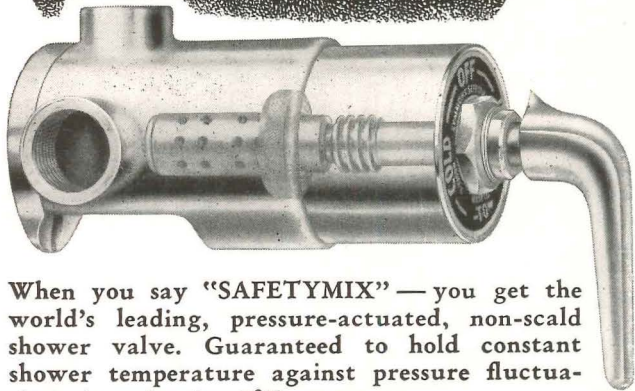
GENERAL  **ELECTRIC**


FIBERDUCT
Raceways

FOR ELECTRICAL FLEXIBILITY

SAFETYMIX

gives you real shower safety



When you say "SAFETYMIX" — you get the world's leading, pressure-actuated, non-scald shower valve. Guaranteed to hold constant shower temperature against pressure fluctuations, it maintains 2°F accuracy.

SAFETYMIX STAYS SAFE

- Gives foolproof protection against sudden scalds — even with pressure fluctuations up to 85%.
- Only *Safetymix* has the patented Flow Control Spindle with one moving part to regulate all valve functions.

SAFETYMIX STAYS CLEAN

- Designed for self-cleaning action to prevent clogging . . . saves hot water.

SAFETYMIX STAYS PUT

- The simplest, most rugged non-scald shower valve on the market. Flow Control Spindle has but one moving part. Designed to last a lifetime. As easy to fix as a faucet. Costs no more than ordinary shower valves.

HERE ARE A FEW FAMOUS SAFETYMIX USERS

Pratt & Whitney	Netherland Plaza
General Electric Co.	Ritz-Carlton
du Pont de Nemours	Harvard University
Ford Motor Co.	William & Mary College
Mass. General Hospital	University of Chicago
Statler Hotel	U. S. Army & Navy
Royal Canadian Air Force	Bell Telephone Co.

100,000 SAFETYMIX INSTALLATIONS CAN'T BE WRONG!

Send for bulletin and details now.

SAFETYMIX IS MADE BY THE MAKERS OF THE NEW SYMMONS "TEMPERING-CONTROLLER"

Symmons ENGINEERING COMPANY
791 TREMONT ST., BOSTON 18, MASS.

Available Now!

CHENEY
FLASHING
3-Way Bond

16 OZ. COPPER

CHENEY
FLASHING
REGLET

16 OZ. COPPER



CHENEY FLASHING is again being made by the original inventor who pioneered the art of thru-wall flashing eighteen years ago.

No thru-wall flashing can operate successfully unless it has the two very important features that are found in CHENEY FLASHING — proven weep-hole drainage and the three-way bond, vertical as well as longitudinal and lateral.

Remember, the inferior two-way flashings, crimped copper and membranes, have neither the vertical bond nor do they drain moisture from the wall fast enough. Furthermore, their first cost advantage has disappeared because today Cheney Flashing is no longer a specialty—it's a standard commodity.

WRITE FOR
DESCRIPTIVE FOLDER Dept. R

CHENEY FLASHING CO. Trenton, N. J.

HOLLOW METAL


5 ACRES OF ONE-FLOOR FACTORY
designed for straight line, efficient production



As specialists in the fabrication of bronze, aluminum, steel and stainless steel, we offer our services wherever hollow metal doors, interior trim, elevator enclosures, cold rolled mouldings and metal specialties are required.

JAMESTOWN METAL CORPORATION
104 Blackstone Avenue
Jamestown, N. Y.


LOOK TO **York** FOR AIR CONDITIONING



PLANNED ASSISTANCE

EQUIPMENT

MAINTENANCE



A full range of equipment to meet every air conditioning requirement . . . the largest national engineering organization to assist in planning . . . certified maintenance contracts to insure efficient operation of central station installations . . .

THESE

are the basic reasons why it will pay you to look to York when air conditioning is on the schedule.

York's nationwide organization of Sales Engineers are especially trained for Central Station System work. This experienced, technically trained manpower—backed by facts and figures from thousands of successful York-equipped installations—is at the service of architects, consultants and contractors, from the planning stage right through to final installation. York Corporation, York, Pa.

YORK *Refrigeration and Air Conditioning*



HEADQUARTERS FOR MECHANICAL COOLING SINCE 1885

3-WAY PROTECTION

in the structures you design



1. Repels Termites

Termites avoid wood that's pressure impregnated with Du Pont "CZC." This effective treatment protects each fiber from their destructive appetites.



2. Resists Decay

Wood treated with "CZC" resists the growth of fungi which cause decay . . . gives years of added life to any wooden structure. It helps cut replacement and maintenance costs to a minimum, especially where high humidities stimulate fungous growth.



3. Retards Fire

"CZC" also acts as a fire retardant. Makes wood difficult to ignite. Gives added safety. And wood treated with Du Pont "CZC" is clean, paintable and easy to handle. Get this 3-way protection. Write today for full details. Address Du Pont, Grasselli Chemicals Dept., Wilmington 98, Del.



DU PONT CZC

TRADE MARK

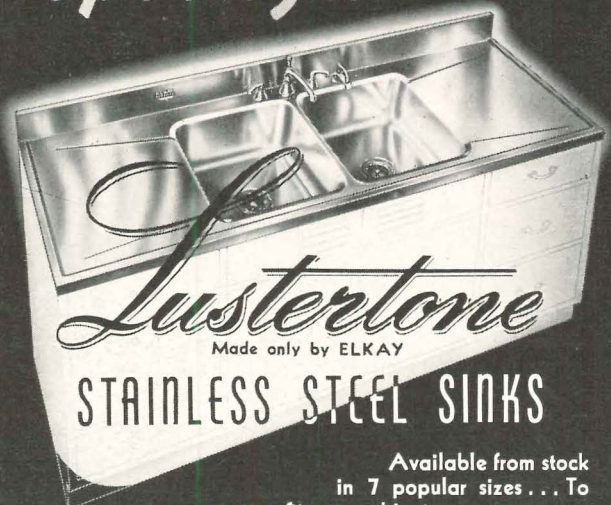
Chromated Zinc Chloride



REG. U.S. PAT. OFF.

BETTER THINGS FOR BETTER LIVING
... THROUGH CHEMISTRY.

for permanence • beauty • satisfaction
specify...



Lusterstone
Made only by ELKAY
STAINLESS STEEL SINKS


Available from stock in 7 popular sizes . . . To fit any cabinet — or as a complete unit . . . Custom built in any size, shape or arrangement . . . No. 18 Gauge Stainless Steel — satin finish for lasting beauty and easier cleaning . . . Seamless — one-piece bonded construction — no overlapping or soldered edges . . . Guaranteed to outlast any home or building.

1948 Sweet's Architectural File — 23/a6

ELKAY MANUFACTURING CO.
1870 S. 54th AVENUE • CHICAGO 50, ILLINOIS
Pioneer manufacturer of Stainless Steel Sinks — Est. 1920

SARCO Water BLENDERS

THE TYPE MB BLENDER



MB

is used to provide tempered water for gang showers and wash basins in factories and institutions, also for wash water and process work.

TYPE DB DOMESTIC BLENDER



DB

Adds cold water to hot from submerged heating coils or external heaters to prevent scalding hot water reaching bath room fixtures in apartments or residences.

Eliminates broken fittings and tenant complaints. Sizes 1/2" to 3". Catalog 800.

214

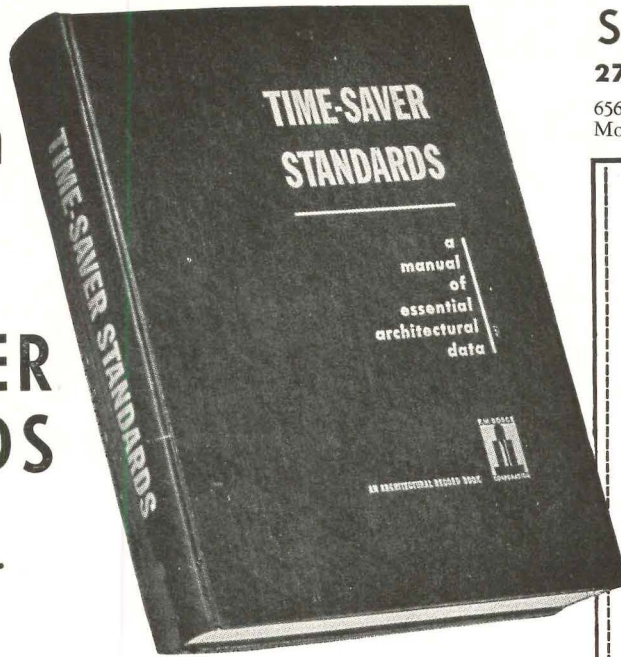
SARCO SAVES STEAM **SARCO COMPANY, INC.**
Empire State Bldg., New York 1, N.Y.
SARCO CANADA, LTD., TORONTO 5, ONTARIO

Available

Again

TIME-SAVER STANDARDS

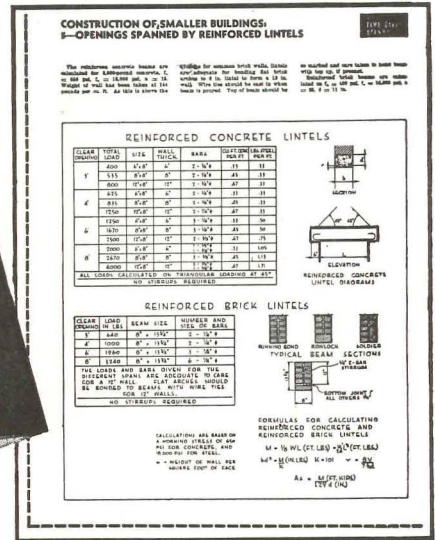
Architectural Record's ten-year collection . . . all in one volume



Second Printing

277 Time-Saver Standards —

656 Pages; 12-Page Master Index; Size 8 1/2 x 11. More than 1,000 illustrations, charts, diagrams



IN RESPONSE to insistent demand for more copies, here, reprinted again in one volume of encyclopedic size, are virtually all the Time-Saver Standards ever published — 277 of them — exactly as they appeared originally in *Architectural Record* and *American Architect* during the past ten years — with one 12-page master index!

Just off the press, for immediate delivery to you, is this work of 656 pages, with a mailing weight of 4 1/2 lbs., containing a complete collection of these now famous authoritative monographs on technical aspects of construction dealing with

- Architectural Design
- Materials Technology
- Engineering Data
- Building Practice

Designed for the practical guidance and every-day use of architects, engineers, specification writers and building technicians, TIME-SAVER STANDARDS will bring you a wealth of detailed information on design and building practice . . . carefully selected from the works of the nation's leading building designers and engineers.

Well-Organized 12-page Index

This wealth of data is carefully organized and painstakingly presented. It is so thoroughly indexed that there are 1,856 references and cross-references . . . occupying *twelve pages* of closely set print.

Experience shows that a single item in TIME-SAVER STANDARDS can well save hundreds of dollars in economy construction . . . save many hours of *your* valuable time. Yet you can now place this concise and well-organized planning data at your command for the nominal sum of \$12.00 — provided you act now.

Order Your Copy Now

The first printing of TIME-SAVER STANDARDS last November was sold out almost before publication. Now an unanticipated flood of re-orders — for extra copies and multiple copies — on top of new orders indicates the second printing will soon be snapped up.

So get your copy now. Don't get caught on a long waiting list. Simply fill out the coupon at right, attach your check or money order for \$12.00, and mail today. Your copy will be rushed to you without delay.

These telescopic outlines of only a very few of the 277 Standards give a quick idea of the detailed treatment accorded each subject.

Dry-wall Construction. Materials applicable. Fiber board. Fiber insulation board. Planks and tileboards. Hardboard, Gypsum wallboard. Plywood. Cement asbestos. Plastics. Composite and self-supporting walls and partitions . . . Advantages. Handicaps. Costs. Terminology. Classifications and sizes. Framing and furring. Joints. Nailing and cementing. Flexible fasteners. Finishing. Simplified practices. Uses. Applications. References.

Heating—Unit Heaters. Typical Heat sources. Boiler capacity. Characteristics. Location. Selection data. Capacities. Controls. Fresh Air connections. Pipe connections. Louvers. Grilles. Deflectors.

Basement Waterproofing. Impermeability of concrete cracks and joints in masonry. Hydrostatic pressure. Recommended concrete mixtures. Effect of curing time on permeability. Integral and membrane methods. Plastic and iron coating. Cement-base coatings.

Folding Partitions. Center hung doors. Pair-operated doors. Pockets. Passage through closed partitions. Door construction and soundproofing. Rolling partitions. Folding fabric partition.

Lighting. Recommended levels of illumination. Fixtures for filament and mercury lamps. Luminaire spacing. Room index. Coefficients of illumination. Layout suggestions. Conformity with structural design. Computed values of illumination. Lumen output of lamps.

Noise Reduction Acoustical Materials. A rule-of-thumb answer to what noise coefficient to use. Special applications. Materials for plastic application. Costs. Appearance. Design. Fire resistance. Light reflection. Heat transmission. Lighting. Pre-cast materials. Effect of paint. Acoustical Units: Wood framing; metal suspension systems.

ARCHITECTURAL RECORD BOOK DEPARTMENT
119 West 40th Street, New York 18, N. Y.

Enter my order for _____ copies of the second printing of the 656-page TIME-SAVER STANDARDS at \$12.00* a copy. I enclose \$_____

*Add 24 cents for New York City delivery — \$12.24 in all.

Name _____

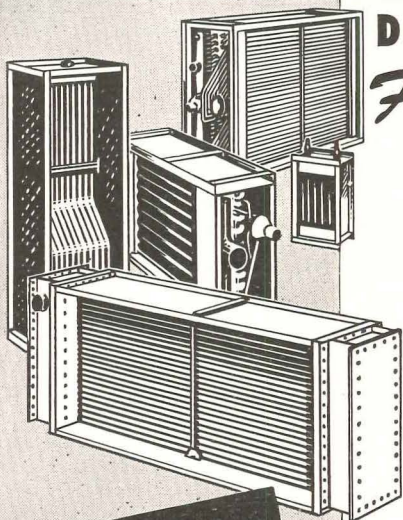
Address _____

City _____ Zone _____

State _____

RIGHT

DESIGN • MATERIALS • CONSTRUCTION
For Every Heating and Cooling Problem



AEROFIN FIN-TYPE COILS

Heat transfer is a specialized problem. And Aerofin's specialization in this one field for more than 26 years gives you all the benefits which are the result of having exactly the right design, materials and construction for the job.

Aerofin's continuous research has developed extremely efficient coils, accurately rated. You can install to full rated capacity with assurance of full efficiency for the life of the unit.

Aerofin is sold only by manufacturers of nationally advertised fan system apparatus. List on request.


AEROFIN CORPORATION

410 South Geddes St., Syracuse 1, N. Y.

NEW YORK • CHICAGO • CLEVELAND • DETROIT • PHILADELPHIA • DALLAS • SAN FRANCISCO • MONTREAL

NEW *HAWS* Catalog!

**SEND FOR YOUR
FREE COPY TODAY**



The new **HAWS** Catalog . . . showing the complete line of sanitary drinking fountains of all types, electric water coolers, faucets and accessories **is now available!**

Write today for your copy. You can be sure of complete customer satisfaction when you specify and insist on...

HAWS

**ELECTRIC WATER COOLERS
SANITARY DRINKING FOUNTAINS**

HAWS DRINKING FAUCET CO.

1441 FOURTH STREET (Since 1909) BERKELEY 10, CALIFORNIA
 Agents and Sales Representatives in All Principal Cities

THE "GUIDE" IS

Colorific!

Pale shades, dark shades, the "in-between" shades that are so hard to find . . . all are attractively presented for easy selection in the MOLETA COLOR GUIDE.

150 beautiful colors are displayed in the COLOR GUIDE. Each tint is shown on a large page (9" x 15") . . . distinctly shown in finished, right-on-the-wall effect. The correct mixing formula is given on the reverse of each page.



Write for your copy of the MOLETA COLOR GUIDE—\$5, delivered anywhere in the U. S. A.

MONROE, LEDERER AND TAUSSIG, INC.
 606 N. American St., Phila. 23, Pa.

Moleta

FLAT OIL PAINT

ARCHITECTURAL

The Truly Washable Paint

PUT YOUR CLIENTS IN THIS ENVIABLE SPOT!



add comfort...reduce heating costs...specify *Thermopane*

Your position as a designer with up-to-date know-how depends upon what you specify to make a building as modern and structurally efficient as possible. By including *Thermopane** windows in your plans, you put your clients in the enviable position of having a building that provides greater comfort for its occupants and that pays continuing year-by-year dividends to management by reducing fuel bills.

Thermopane cuts heat leakage through glass ...reduces heating costs in winter, aids air

conditioning in summer.

Permits installation of large glass areas without excessive heat loss.

Adds immeasurably to comfort of building occupants.

Subdues exterior noise to a mere hum, providing quieter interiors.

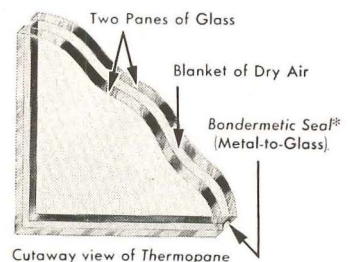
Give your clients *Thermopane*, the world's most modern windowpane. Contact your L·O·F Glass Distributor for standard sizes and complete technical information, or write us direct. *B



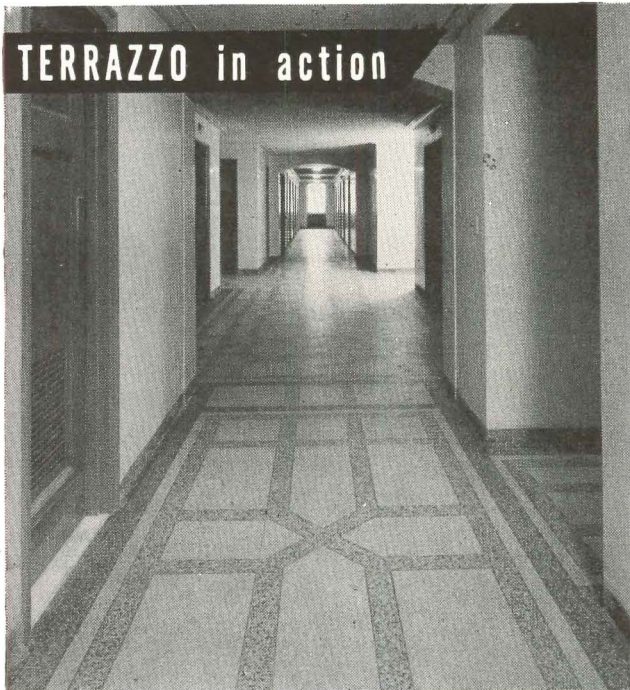
Thermopane

made only by **LIBBEY·OWENS·FORD GLASS COMPANY**

2629 Nicholas Building, Toledo, Ohio



TERRAZZO in action



PERMANENTLY HOSPITALIZED,

THIS FLOOR OF *Terrazzo*

IS NEVER SICK!

Hospitals don't have to baby their Terrazzo floors. Installed for permanence, punishment and performance, a Terrazzo floor improves with age and thrives on use.

Available for floors, stairs, wainscots and walls, Terrazzo's versatility extends to private homes as well as busy institutions. Wherever "lifetime" floors are needed, easy-to-keep-clean TERRAZZO is not only just what the doctor ordered, it's what the architect requires for inviting beauty—and what the building superintendent welcomes for minimum upkeep.

If you're building or remodeling, investigate Terrazzo. Its low first cost recommends it—longevity confirms its value—and minimum maintenance cost clinches the argument.



For Free AIA Kit—a complete reference work about TERRAZZO, the once-in-a-lifetime floor — write

**THE NATIONAL TERRAZZO AND
MOSAIC ASSOCIATION, INC.**

1420 New York Avenue, N. W., Dept. R, Washington 5, D. C.

Chicago & North Western's "Main Gateway"



...wired with **OKONITE** since 1910

► As the gateway to the 10,000-mile system of the century-old Chicago and North Western Railway, the main Chicago terminal efficiently handles the huge traffic of this progressive carrier. In this building, Okonite wire was installed in 1910. It is still intact. None of it has been replaced.

Not only in railroad terminals and other public buildings but in many kinds of factories, other industrial buildings including power stations and substations, Okonite wires and cables have amassed similar records for long uninterrupted service. A wide range of these products embraces special types for wet locations, hot spots, for extreme flexibility, for indoor and outdoor use above and below ground, including direct burial. Write for Bulletin AR-1036 The Okonite Company, Passaic, New Jersey.

OKONITE  6973

insulated wires and cables

IMPORTANT INFORMATION ON BANK VAULTS

FREE ON REQUEST!

Here is worthwhile information every bank architect should have on file:


- *Brief outline of fundamentals* in modern architectural techniques of bank vault design attractively presented in a well-illustrated folder . . . "Today's Master Architect and the Modern Bank."

- *Complete specifications manuals* for 7½", 10", 12" and 16" bank vault entrances with the exclusive and revolutionary interlocking vestibule.

Write today for your copies. Specify manual or manuals you want.

HERRING-HALL-MARVIN SAFE COMPANY

General Offices & Factory
HAMILTON, OHIO



Construction scene, taken during erection of apartment buildings above, showing Bethlehem Open-Web Joists in place.

Twin Apartment Buildings Have Open-Web Joists—Recently completed at Shaker Heights, Ohio, these twin apartment buildings accommodate 48 families each, in units of four and five rooms. The five-story, fire-resistive structures are faced with red brick, and each building has a 50-car garage in the basement. Used in their construction were approximately 4050 Bethlehem Open-Web Joists. Floor structures built with open-web steel joists, in combination with concrete floor slab and plaster ceilings, help make light-occupancy structures fire-safe because they keep fire localized, and prevent it from spreading for two hours or more, depending upon the type of plaster used. This type of construction also proves economical, and in addition is shrink-proof, as well as vermin-proof and sound-retardant. *Architect:* Jos. L. Weinberg, Cleveland; *Structural Engineers:* Frank Eroskey & Associates, Cleveland; *General Contractor:* 2530 North Moreland Company, Cleveland; *Steel Erectors:* Builders Structural Steel Company, Cleveland.



One of the products of The F. C. Russell Company . . . all of which are self-liquidating investments in comfort, convenience . . . and safety.



THERMOSEAL ALUMINUM

Combination Screen and Storm Sash

. . . offer SELF-STORAGE . . . YEAR 'ROUND, RAIN-PROOF, DRAFT-FREE, FILTERED SCREEN VENTILATION . . . PATENTED THERMOLOK* CLOSURE FRAME and many other year 'round benefits not possible with ordinary combination windows.

A nationwide network of competent, reliable distributors and a staff of experienced field engineers give assurance that The F. C. Russell Company products you specify will be installed in accordance with your specifications. These same distributors and field engineers are at your service to give you the benefit of their wide experience with problems of insulation and protection for all types of windows—for homes, commercial buildings, institutions.

Consult Sweet's Catalog, your local Russell Distributor, or write direct for complete details and specifications on all The F. C. Russell Company products.

OTHER F. C. RUSSELL COMPANY PRODUCTS

- RUSCO all metal, self-storing combination windows.
- THERMOSEAL three-in-one combination window.
- CINCO Sto-a-way aluminum combination windows.

The F. C. Russell Company line of combination windows offers a wide choice of designs to fit specific requirements . . . steel, aluminum, wood . . . all properly treated for weather resistance.

ALUMINUM CASEMENT STORM SASH . . . RUSCO ALL METAL VENETIAN-TYPE AWNINGS . . . RUSCO ALL METAL JALOUSIES . . . RUSCO ALL METAL TERRACE AWNINGS . . . RUSCO ALL METAL DOOR CANOPIES . . . CINCINNATI CUSTOM-BUILT INSECT SCREENS . . . DUO-GLAZE INSULATION . . . RUSCO THERMO-PANE (for picture windows).

THE F. C. RUSSELL COMPANY
DEPARTMENT 2-ARA29
CLEVELAND 1, OHIO

©TFCRC

*T. M. REG. APP. FOR



10 INCHES

Inconspicuous LIGHTNING PROTECTION


Adds to the safety of Suburban residences
.. Churches .. Schools
.. Power plant stacks
.. Farm buildings

The West Dodd System of Lightning Protection is inconspicuous. Leaves nothing to mar the architectural beauty of any building. When installed by factory trained experts it provides almost 100% protection from lightning. West Dodd Systems are fully approved by all authorities, including Underwriters' Laboratories and American Institute of Electrical Engineers.

FREE estimating and engineering service to architects on request. Write for complete information.

WEST DODD

LIGHTNING CONDUCTOR CORP.
Goshen, Indiana



"The first important manual in a generation on . . ."

"Hospital Planning"

by Charles Butler, F.A.I.A.
and Addison Erdman, A.I.A.

"Hospital Planning" features the new and unprecedented facilities demanded by revolutionary new techniques in hospitalization. It poses actual problems and shows how they were solved.

Here is an exhaustive analysis of the most striking features of 51 modern hospitals—representing the work of 30 celebrated architects—culminating in hundreds of case histories of ideas proved exceptionally successful.

Illustrating the clear, simple text are 32 photographs, 11 site plans, 187 floor plans, and 38 special unit plans of rooms, wards, department and numerous construction details. 232 pages, 9½ x 11. Stiff cloth binding. Thoroughly indexed.

Architectural Record Book Department
119 West 40th Street, New York 18, N. Y.

Enter my order for . . . copies of "Hospital Planning," by Charles Butler and Addison Erdman @ \$15.00 a copy. I enclose \$

(for New York City delivery add 30c for sales tax—\$15.30 in all.)

Name _____

Address _____



City _____ Zone _____ State _____

\$125,000,000

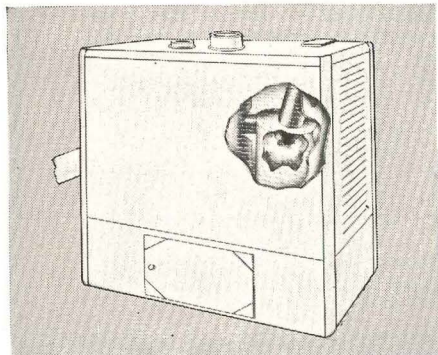
This is the staggering potential made available for hospital construction by the federal Housing Survey and Construction Act.

START NOW!

Will cold weather mean cold words in houses you build?



Automatic Anthracite Stokers—Installed in an existing boiler or furnace and in new houses, automatic hard coal stokers deliver *plenty* of heat quickly . . . save up to 50% on fuel bills . . . eliminate fuel worries.



The Revolutionary Anthratube—The Anthratube saves on fuel bills . . . its proved efficiency is over 80%. This scientifically engineered boiler-burner unit, with "Whirling Heat" and other revolutionary features, produces quicker response and superior performance than units using other types of fuel.

There are no *I*s, *A*nds or *B*uts when you specify Automatic Anthracite Heating

OWNERS of your new houses can have *plenty* of worry-free heat because there's plenty of hard coal and there is anthracite equipment to fit any heating requirement.

A whole winter's supply of anthracite can be stored easily in advance. Everyone wants this kind of security and convenience. They have *just that* when you specify automatic anthracite equipment.

Look over the two types of domestic anthracite equipment shown here. They burn the cheaper sizes of economical hard coal . . . completely automatic from bin feed to ash removal.

Write to us for more detailed information on all types of anthracite heating equipment—domestic and commercial.




ANTHRACITE INSTITUTE

101 Park Avenue

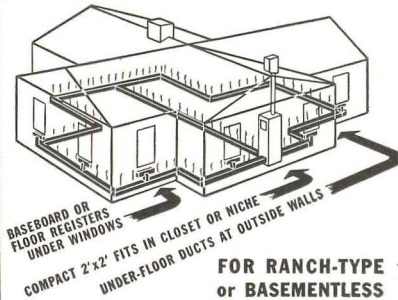
New York 17, New York

RADIANT FLOOR PANEL HEATING *plus* FILTERED CIRCULATING WARM-AIR

*Both in one unit - At less than
the cost of conventional heating!*



The INTERNATIONAL WARM-AIR AUTOMATIC OIL or GAS FURNACE




**FOR RANCH-TYPE
or BASEMENTLESS
HOMES...**

A truly great advance in modern heating engineering — that really overcomes the basic problems of home heating. Under-floor ducts eliminate cold floors and chilly walls... Base register banishes cold air cascading down windows... Elimination of air stratification assures uniform temperatures at all levels. Low cost installation — economical operation.

Send for literature giving details
and typical layouts.

**INTERNATIONAL
OIL BURNER CO.**
Park & Spring Aves. St. Louis 10, Mo.



Holy Trinity Greek Orthodox Church, Spokane, Wash.
Architect: Frank V. Toribara, Spokane
Contractors: McInnis & Roberts, Spokane

MOLDED OF GLUE AND WOOD

Here is a splendid example of the possibilities of pre-formed glued laminated structural members. Almost every piece in this complex church framing is shaped to specification. It includes five 37-ft. arches, four curved hip beams, one glued dome base ring and intermediate rings and curved joists — all glued laminated. Investigate the wide range of classical and modern design made possible through glued laminated structural members.


TIMBER STRUCTURES, INC. Send for folder: TRUSS & ARCH DATA

P.O. BOX 3782, Portland 8, Oregon • 535 Fifth Ave., New York
17 N. Y. • 120 S. LaSalle St., Chicago 3, Illinois • 802 Dearborn, Seattle 14, Wash.

TIMBER STRUCTURES, INC. OF CALIF. • P.O. Box 25, Oakland 1, Calif.

METAL FOR STORE FRONTS FULLY EXTRUDED ALUMILITED ALUMINUM


atcor



SEE OUR
CATALOG IN
SWEET'S

FOR DETAILS WRITE
atcor STORE
FRONTS
PROVIDENCE 9
RHODE ISLAND

Keep up-to-date on SPECIAL CEMENTS for special purposes



Medusa Special Cements are designed to produce better work on certain construction. As an architect, you will want to know about these Special Cements and the work they perform. Check the literature in which you are interested, attach this advertisement to your letterhead and send it in.

- A Guide To Finer Stucco
- How to Waterproof Concrete, Stucco and Masonry
- "Medco" High-Early Strength Cement
- A Discussion on Integral Waterproofing
- The Beauty of Terrazzo
- Medusa StoneseT for Permanent Wall Beauty
- How to Choose a Better Masonry Cement
- Medusa Air-Entraining Cement

MEDUSA PORTLAND CEMENT CO.

1015 Midland Bldg. Cleveland 15, Ohio

FIFTY-SIX YEARS OF CONCRETE PROGRESS
Also made by Medusa Products Company of Canada, Ltd., Paris, Ont.

The Restoration of Colonial Williamsburg

A Reprint of the December, 1935
Issue of
ARCHITECTURAL RECORD



The Colonial Williamsburg Number of ARCHITECTURAL RECORD—issue of December 1935—was sold out soon after publication but the entire editorial contents have been reprinted and bound in permanent book form with blue cloth covers.

Many thousands of these Williamsburg prints have been sold but the demand continues unabated.



**104 pages, bound in cloth
\$2.50 per copy**

ARCHITECTURAL RECORD
119 W. 40th Street, New York, N. Y.

Enclosed is \$..... for which send.....
copies of your reprint, THE RESTORATION
OF COLONIAL WILLIAMSBURG, bound in
cloth, at \$2.50 per copy. (Add 2% Sales Tax
for New York City deliveries.)

Name.....

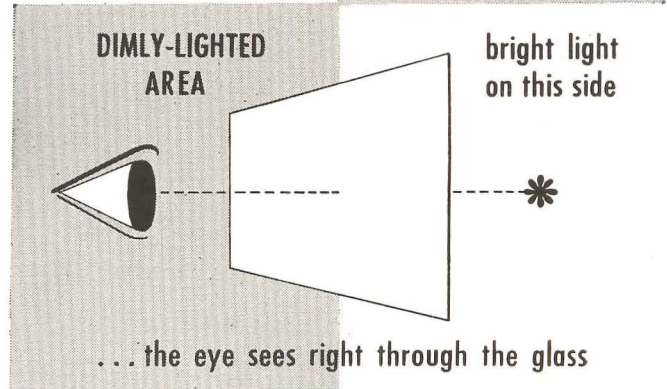
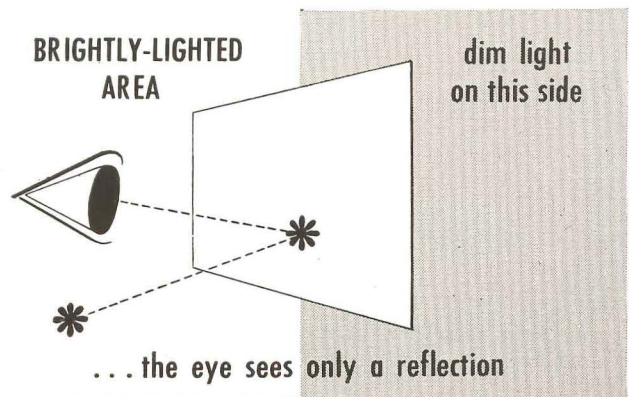
Address.....

City and State..... A.R. 2-49

Transparent Mirrors

... an opportunity to do
SOMETHING DIFFERENT

Let your imagination go on the use of this unique glass. It enables you to provide a glass area that is either a mirror or a transparent window or partition. You change it from one to the other with the flick of a light switch. Here's how it works:




Already this unusual glass is being used for both practical purposes and purely decorative effects in hotels, theaters, restaurants, stores, mortuaries and homes. Sizes up to 30' x 60' available. Write for our folder that describes its function and shows examples of uses. Liberty Mirror Division, Libbey-Owens-Ford Glass Company, 6929 Nicholas Building, Toledo 3, Ohio.
* T. M.

Mirropane^{*}
TRANSPARENT MIRROR

LIBERTY MIRROR DIVISION
Libbey-Owens-Ford Glass Company

Now...**COOL COMFORT** in a compact inexpensive unit



Designed for Simple Installation and Top Performance

The new Hunter Package Fan is the most economical of all home-cooling methods. Integral construction of fan, motor, shutter and switch permits fast, low-cost installation. Quiet, dependable operation at rated capacity guaranteed by Hunter. See our section in Sweet's.

Write for Architect's Data File.

HUNTER FAN & VENTILATING CO., INC.

396 South Front St., Memphis, Tenn.

Exclusive Fan Makers Since 1886

NEW Hunter *PACKAGE* Attic Fan

Month after Month — OZALID materials are UNIFORM!

They are constant in printing speed, in reprint speed, in image color and image density, and in dozens of other characteristics which give peak efficiency to an Ozalid operation.

This uniformity means that the Ozalid operator's time is spent in feeding material into the machine, rather than testing, retesting . . . then starting all over!

Ozalid's continuous laboratory control comes free with every package of Ozalid materials! And—Ozalid's nationwide technical organization is ready to help you in any part of the country.



Note to Non-Users of Ozalid:

Know the story of America's Simplest Business System. Ask for FREE booklet outlining the many ways in which Ozalid can save you time and dollars. Consult your classified directory or write to:

OZALID

Johnson City, N. Y., Dept. 24
A Division of
General Aniline & Film Corporation
"From Research to Reality"

DON'T COPY! . . . USE OZALID!

PERMANENT


There is no method of hanging windows so trouble-free as the cord, weight and pulley method — it has been time tested and proven in service. No adjustments, no metal to metal contacts — therefore no noise, no early replacements, nothing to get out of order. Proper installation using Spot Sash Cord means a lifetime of service, reasonable installation cost and avoidance of expensive replacement.

Specify Spot Sash Cord — identified by the colored spots, our trademark (Reg. U. S. Pat. Off.)

SPOT *sash* CORD




SAMSON CORDAGE WORKS · BOSTON



"Major contributions to proper oil heating"

... made by Petro, of course!



Simeon Heller is an architect of national reputation. Buildings he has designed include: Kew Gardens General Hospital; Arverne Houses for the New York City Housing Authority; Beach Club at Long Beach, L. I.; Stores for the Krug Baking Company; and Garden Apartments for the George Construction Corp. For an office building for Dr. S. B. Feldman in Flushing, N. Y., Mr. Heller was recently awarded the first prize for excellence in design by the Queensborough Chamber of Commerce, Long Island, N. Y.

Speaking of oil burners, Mr. Heller says:

"In my experience major contributions to proper heating include Petro's practice of thoroughly engineering each installation; the mechanical excellence of Petro Burners; and the reliability of the thermal viscosity system for the combustion of the heaviest and cheapest fuel oils."

"Especially in successful store planning, proper heating is as necessary for customer comfort as heating economy is necessary for store profit. I have found that oil heating goes a long way in meeting these requirements."

PETRO

REG. U. S. PAT. OFF.

cuts steam costs

More and more architects and engineers are preferring a Petro Oil Burning System for heating buildings. Were you to ask any of these professional consultants why he endorses Petro, the variety of answers received would indeed prove interesting.

Some, for example, continue to specify Petro because of its fine performance — its dependability in promoting the comfort and good health of the building occupants. Others emphasize the savings a Petro provides — savings in fuel as well as in upkeep. And savings make for owner satisfaction!

Mr. Simeon Heller puts the matter still another way. To him a Petro means three things: (1) *mechanical excellence* — whereby each part is so built and coordinated with other parts that good burner operation is assured, (2) *thermal viscosity control*, an exclusive method for burning the heavier, lower-cost, higher-heat fuel oils efficiently, automatically, and (3) *sound engineering*, basic with every Petro installation — resulting in oil heat at its best.

Wouldn't it pay you, too, to investigate Petro for all *your* building-heating needs?

.

INDUSTRIAL MODELS: No. 5 or No. 6 fuel oil; manual, semi-automatic or automatic operation; 8 sizes to 450 bhp. Thermal Viscosity preheating.

DOMESTIC MODELS: No. 3 or lighter oils; "conversion" and combination-unit types, 7 sizes. Patented "Tubular Atomization."

FULL DATA on Petro Industrial Burners are in catalog files of Sweet's and Domestic Engineering. Details on Petro Domestic Burners available in separate catalog. Copy of either sent gladly on request.

PETROLEUM HEAT AND POWER CO. • Makers of Good Oil Burning Equipment Since 1903 • Stamford, Connecticut

Here's real wearability..



after 3 years of tough use!

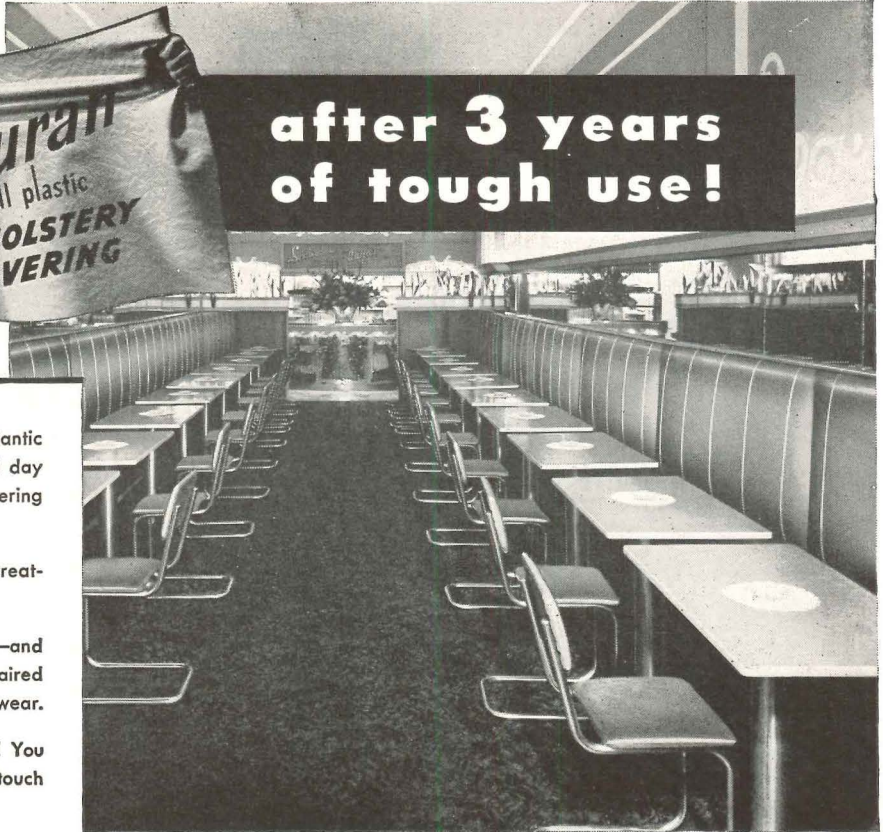
AND HERE'S PROOF!

Three years ago, DURAN was installed in this Atlantic City boardwalk restaurant—exposed day in and day out to as tough a test as any upholstery covering usually gets.

Biting, salty seashore air. Scorching sun. Rough treatment from record-breaking crowds.

DURAN has taken them all, season after season—and moreover, has come through with beauty unimpaired and apparently good for more seasons of hard wear.

Demand DURAN for your restaurant or grille! You can't beat it for eye-catching beauty. You can't touch it for downright toughness.



Sandy Shores, Atlantic City, N. J. Duran upholstery throughout.

THE MASLAND DURALEATHER COMPANY, 3236-90 AMBER STREET, PHILADELPHIA 34, PA.

you can see that

Trinity White

is the whitest white cement!

You'll get fine results with this extra white cement. It's true Portland Cement made to ASTM and Federal Specifications. If your dealer does not have it, write the office nearest you: Trinity Portland Cement Division, General Portland Cement Co., 111 West Monroe St., Chicago; Republic Bank Bldg., Dallas; 816 W. 5th St., Los Angeles.

as white as snow

Leading Southern Industries use MONARCH Elevators


IF IT'S FOR THE SOUTH ... ALWAYS CALL ON MONARCH

Electric Freight and Passenger Elevators and Lifts
Oil Hydraulic Elevators
Residence Elevators
Dumbwaiters

MONARCH ELEVATOR AND MACHINE CO.
GREENSBORO, N. C.
The Largest Builder of Freight and Passenger Elevators in the Southeast

MONARCH Elevators

HOW DOES YOUR LIVING ROOM GROW?




With Modernfold Doors, of course! These handsome accordion-type doors are ideal for dividing combination living and dining rooms. Then, when living needs dictate a larger living room, simply fold these accordion-like doors to the wall. Consider Modernfold, too, wherever interior doors are needed — for closets, bedrooms, bathrooms, kitchens, etc. Remember, they're fabric-covered for beauty — metal-framed for rigidity and strength. Write us.

See Sweet's Architectural File for the full Modernfold story, complete with architectural details.

modernfold DOORS

NEW CASTLE PRODUCTS
New Castle Indiana
In Canada: Raymond Mfg. Co., Ltd., Montreal
Consult your local telephone book for the names of our Installing Distributors

Super-Vent
WOOD WINDOW
THE ONLY AWNING TYPE WINDOW WITH THE PLUS FEATURES



+ **CLEAN FROM INSIDE**—Crank operation lowers window from top as it opens; permits easy cleaning of entire window from inside.

+ **WARPAGE**—The only window with adjustments to compensate for warping.

+ **RAIN KEPT OUT**—Even when windows are open.

+ **COMPLETE WEATHER STRIPPING** on sash and jamb.

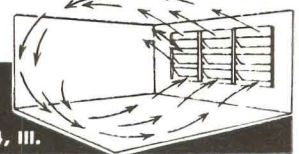
+ **SCREENS** and storm sash easily installed on inside of window.

* PATENTED

+ **COMPLETELY ASSEMBLED** at the factory — saves time and installation cost. No additional fitting on job. Can be used on all type construction.

+ **DRAFT-FREE VENTILATION**. A new principle provides 100% circulation and continual change of air.


VISIT SPACE 125 N. A. H. B. CONVENTION



Write for detailed information
SUPER-VENT CO.
905 W. North Avenue—Chicago 14, Ill.

Leading architects are specifying TECO

Trip-L-Grip FRAMING ANCHORS



Save Material -- Labor -- Maintenance Costs

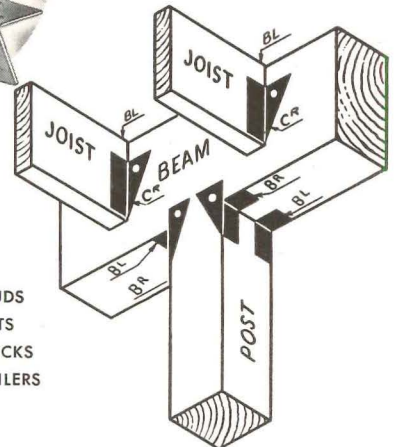
Teco Trip-L-Grip Framing Anchors completely eliminate out-moded, wood-splitting toe-nailing. Every frame connection is more rigidly fastened with 18 gauge, zinc coated steel anchors to reduce costly plaster cracks and prevent sagging openings. Because loads on nails are in shear, each nail performs at maximum efficiency. Trip-L-Grip Framing Anchors eliminate notching and shimming joists—replace ledger strips—tie roofs securely to sidewalls, help prevent uplift due to wind.

NO NAIL WORRY—Full bodied nails come packaged with the Anchors. Anchors are in 3 types of rights and lefts. Anchors are 4 7/8" high, rectangular flange is 1 5/8" wide, and bent portion is 1 5/8" long.

Mail coupon today for FREE samples, prices and name of your nearest dealer.

TRIP-L-Grip FRAMING ANCHORS for tying...

- JOISTS TO BEAMS
- BEAMS TO POSTS
- STUDS TO SILLS
- RAFTERS TO PLATES
- PLATES TO STUDS
- GIRTS TO POSTS
- LINTELS TO BUCKS
- JOISTS TO NAILERS
- PURLINS TO TRUSSES



AR-2.49

TIMBER ENGINEERING COMPANY
1319 18th St., N. W., Washington 6, D. C.

Please send me complete data, samples and prices on Trip-L-Grip Framing Anchors.

NAME _____

COMPANY _____

ADDRESS _____

INDEX TO ADVERTISEMENTS

MANUFACTURERS' PRE-FILED CATALOGS
Symbols "a", "b", and "e" indicate that catalogs
of firms so marked are available in Sweet's Files
as follows:

a—Sweet's File, Architectural, 1949
b—Sweet's File for Builders, 1948
e—Sweet's File, Engineering, 1948

abe Adam, Frank Electric Co.....	41	a Fitzgibbons Boiler Company.....	140	ae Okonite Company.....	206
Aerofin Corporation.....	204	abe Flintkote Company.....	2nd Cover	Olsonite Plastics Division.....	11
Air Devices, Inc.....	80	ab Frigidaire Division.....	159	ae Otis Elevator Company.....	60-61
Alan Wood Steel Company.....	14	General Aniline & Film Corp.....	212	abe Owens-Illinois Glass Co.....	40-149
a Aluminum Window Manufacturers Association.....	17	General Controls.....	192	Ozalid Products Division.....	212
a American Air Filter Company, Inc.....	185	a General Electric Co.—Plastics.....	43	a Petroleum Heat & Power Company.....	213
ae American Abrasive Metals Co.....	170	General Electric Co.—Wiring.....	67-199	abe Pittsburgh Plate Glass Company.....	56-57-189
a American Brass Company.....	73	b General Motors Co.....	159	ae Pittsburgh Steel Products Company.....	155
American Radiator & Standard Sanitary Corp.....	62	a General Portland Cement Co.....	214	a Powers Regulator Company.....	167
ae American Structural Products Co.....	40-149	abe Great Lakes Steel Corporation.....	59	ae Pumice Producers Association.....	49
ab American Telephone & Telegraph Co.....	44	ae Grasselli Chemicals Department.....	202	Reliable Typewriter & Adding Machine Co... ..	198
ae American Zinc Institute.....	188	ae Grinnell Company, Inc.....	68	a Republic Steel Corporation.....	19-51-142-217
Anaconda Copper Mining Co.....	73	Guth, Edwin F. Co.....	18	abe Revere Copper & Brass, Inc.....	78
e Anchor Post Products, Inc.....	188	Haws Drinking Faucet Co.....	204	a Reynolds Metals Company.....	79
ae Anemostat Corp. of America.....	48	a Herring-Hall-Marvin Safe Co.....	206	ae Richards-Wilcox Mfg.....	180
Anthracite Institute.....	209	a Hoffman Specialty Co.....	21	ab Richmond Radiator Company.....	79
Architectural Record.....	152	ab Homasote Company.....	190	Rilco Laminated Products Inc.....	158
ae Armstrong Cork Company.....	35	a Horn, A. C. Company, Inc.....	29	ae Ric-Wil Company.....	63
Asphalt Roofing Industry Bureau.....	45	a Horn Brothers Co.....	164	Rixson, Oscar C. Company.....	154
ae Barber-Colman Company.....	176	abe Hunter Fan & Ventilating Co., Inc.....	212	ae Robertson, H. H. Company.....	22-23
ab Bell & Gossett Company.....	69	a Imperial Brass Mfg. Co.....	6	a Rotary Lift Co.....	153
ab Bell Telephone System.....	44	Infra Insulation, Inc.....	156	Royal Heaters, Inc.....	194
ae Benjamin Electric Mfg. Co.....	55	Ingersoll Utility Unit Division.....	173	ab Russell, F. C. Company.....	208
Bennett-Ireland Inc.....	196	International Nickel Company, Inc.....	81	ae Rust-Oleum Corporation.....	146
abe Berger Manufacturing Division.....	51	International Oil Burner Co.....	210	Samson Cordage Works.....	212
a Bethlehem Steel Company.....	34-207	a Jackson & Church Co.....	3rd Cover	Sarco Company, Inc.....	202
ab Bird & Son, Inc.....	160	a Jamestown Metal Corp.....	200	ab Schlage Lock Company.....	47
Bigelow Rugs & Carpets.....	42	Jenkins Bros.....	37	ae Scott Washroom Advisory Service.....	161
a Blank, Frederic & Co., Inc.....	181	ae Johns-Manville.....	218	a Seaport Metals, Inc.....	144
Bolta Products Sales Inc.....	198	ae Josam Mfg. Co.....	13	ab Servel, Inc.....	64-65
Books.....	195-203-208-211	a Kennedy, David E., Inc.....	58	ae Sloane Valve Company.....	4th Cover
Borg-Warner Corporation.....	173	Kewaunee Mfg. Co.....	162	Sloane-Blabon Corporation.....	9
ab Bruce, E. L. Co.....	54	ab Kimberly-Clark Corporation.....	66	ab Smith, A. O. Corporation.....	27
ab Bryant Heater Company.....	15	Kohler Co.....	76	a Smith, H. B. Co., Inc.....	182
Burnham Corporation.....	171	a L.C.N. Door Closers.....	77	Smithcraft Lighting Division.....	163
ae Burt Mfg. Co.....	12	ab Laclede Steel Company.....	174	ae Spertel Company.....	190
Byers, A. M. Co.....	4	abe Libbey-Owens-Ford Glass Company.....	205-211	a Standard Shingle & Shake Association.....	25
ab Cabot, Samuel, Inc.....	182	Liberty Mirror Division.....	211	a Steel & Tubes Division.....	142
ae Carrier Corporation.....	50	Lone Star Cement Corporation.....	1	abe Stran-Steel Division.....	59
ab Ceco Steel Products Corp.....	8	a Macomber, Incorporated.....	16	ab Streamline Pipe & Fittings Division.....	70
abe Celotex Corporation.....	139	ae Mahon, R. C. Company.....	31	Super-Vent Co.....	215
a Cheney Flashing Co.....	200	ae Maple Flooring Manufacturers Assoc.....	72	Swedish Crucible Steel Co.....	11
Chicago Hardware Foundry Co.....	145	a Marble Institute of America, Inc.....	36	a Symmons Engineering Co.....	200
ab Chicopee Mfg. Corporation.....	38	ab Marsh Wall Products, Inc.....	166	Thermoseal Division.....	208
Combustion Equipment Division.....	186	a Marlin-Parry Corp.....	71	Timber Engineering Company.....	215
Committee on Steel Pipe Research.....	191	Masland Duralath Co.....	214	ae Timber Structures, Inc.....	210
Connor, W. B. Engineering Corp.....	175	a Medart, Fred Products, Inc.....	2-3	Todd Shipyards Corp.....	186
Corning Glass Works.....	177	a Medusa Portland Cement Co.....	210	abe Trane Company.....	165
Couch, S. F. Co.....	186	ae Mesker Brothers.....	151	a Trinity Portland Cement Division.....	214
Coyne & Delany Co.....	157	Michaels Art Bronze Co.....	30	abe Truscon Steel Company.....	19
b Crane Co.....	147	b Minneapolis-Honeywell.....	82	United States Air Conditioning Corporation.....	52-53
a Curtis Companies Service Bureau.....	75	a Minwax Company, Inc.....	184	ab United States Plywood Corp.....	33-193
a Cutler Mail Chute Co.....	196	ae Modine Manufacturing Co.....	179	ae United States Steel Corporation Subsidiaries.....	148
a Day-Brite Lighting, Inc.....	197	a Monarch Elevator & Machine Co.....	214	a Universal Atlas Cement Company.....	148
abe Detroit Steel Products Company.....	183	Monroe, Lederer & Taussig, Inc.....	204	a Vonnegut Hardware Co.....	74
ae Dravo Corporation.....	190	ab Mueller Brass Co.....	70	ae Wakefield, F. W. Brass Company.....	169
ae DuPont, E. I. de Nemours & Co.....	202	ab Natcor Store Fronts.....	210	ae Webster, Warren & Co.....	184
a Duriron Co., Inc.....	168	ae National Electric Products Corp.....	39	a Weis, Henry Mfg. Co.....	20
a Dwyer Products Corp.....	178	a National Gypsum Company.....	187	a Werner, R. D. Co., Inc.....	198
Electric Storage Battery Co.....	46	a National Terrazzo & Mosaic Assoc.....	206	West Dodd Lighting Conductor Corp.....	208
a Elkay Manufacturing Co.....	202	a New Castle Products.....	215	ae York Corporation.....	201
a Ellison Bronze Co.....	172		abe Zonolite Company.....	192
Employment Opportunities.....	194-196				
Enterprise Engine & Foundry Co.....	32				
Faber, A. W.—Castell Pencil Co., Inc.....	192				
abe Fiat Metal Mfg. Co.....	150				

NEW YORK—H. Judd Payne, Publishing Director; Robert F. Marshall, Business Manager; Tom Tredwell, Advertising Mgr.; Benton B. Orwig, Creative Service Manager; M. A. Murphy, Advertising Production Manager, 119 West 40th Street; BOSTON—Harry M. Horn, Jr., 855 Park Square Bldg.; CHICAGO—C. B. Riemersma, Robert T. Franden, John M. Cogan, 700 Merchandise Mart; CLEVELAND—John C. Jackson, 321 Hanna Bldg.; DALLAS—O. O. Paulsell, 412 Construction Bldg.; LOS ANGELES—Bob Wettstein, Room 816, 816 West 5th St.; PHILADELPHIA—Tom Tredwell, 907 Terminal Sales Building; PORTLAND—Bob Wettstein, 3325 N. E. Maywood Court; SAN FRANCISCO—Bob Wettstein, 3039-31st West.

Charging the Open-Hearth... from which will emerge highly refined iron, the base for all TONCAN IRON. To this base are added copper (twice as much as in copper-bearing steel) and molybdenum ... giving TONCAN IRON the highest rust-resistance of all ferrous materials in its price class.

For more than 40 years, TONCAN IRON has been proving its long life and low cost per year of trouble-free service in all kinds of sheet metal work. See Sweet's Architectural File or write us for the full story. Republic Steel Corporation, General Offices, Cleveland 1, Ohio. Export Department, Chrysler Building, New York 17, N.Y.



Republic




TONCAN COPPER MOLYBDENUM **IRON**

—for ducts, gutters, conductor pipes, roofing, siding, tanks, ventilators, skylights, hoods and other sheet metal applications requiring rust-resistance—and for corrugated metal drainage products.

"LOOK AT THAT ROOF! IT'S SMOOTH-SURFACED... MADE OF ASBESTOS FELTS"

"THAT'S THE KIND THAT HAS NO SLAG OR GRAVEL... NO EXCESS WEIGHT"



Yes—it's Flexstone*

Each ply is a flexible covering of stone!

"AND THESE PERFORATED ASBESTOS FELTS ARE FIREPROOF, ROTPROOF, WEATHERPROOF"

● The secret of a Johns-Manville Flexstone Roof is in the felts. They're made of fireproof, rotproof, enduring *asbestos*.

Flexstone Built-Up Roofs won't dry out from the sun . . . need no periodic coating. They're *smooth-surfaced*, too—permit thorough drainage . . . make any damage easy to locate and repair. They are engineered to each job . . . applied only by J-M Approved Roofers.

J-M Asbestos felts are perforated to make application easier . . . give you a smoother job and conform better to irregularities in the roof deck.

Send for Flexstone brochure BU-51A. Contains complete specifications. Address: Johns-Manville, Box 290, New York 16, N. Y. *Reg. U.S. Pat. Off.



Made of ASBESTOS

Johns-Manville FLEXSTONE* Built-Up Roofs

CORRUGATED TRANSITE* • ACOUSTICAL CEILINGS

DECORATIVE FLOORS • *TRANSITE WALLS • ETC.