

ARCHITECTURAL RECORD

11 NOVEMBER 1964 • TWO DOLLARS PER COPY

BUILDING TYPES STUDY: CAMPUS PLANNING

NEW HOUSES BY EDWARD LARRABEE BARNES


SCIENCE BUILDING FOR A SMALL COLLEGE

HIGH-RISE APARTMENT STRUCTURES OF STEEL

FULL CONTENTS ON PAGES 4 & 5




Dover Elevators proved dependable




Passenger and freight elevators for every type of service

That's a lot of elevator manufacturing experience. It provides the know-how for Dover to build good elevators. Automatic elevators that respond quickly to building traffic. Sleek, smooth passenger elevators and brawny freight elevators. Efficient elevators that run quietly, dependably, day after day. We make them dependable by manufacturing all major components ourselves and thus giving you a performance-mated product with

optimum operating characteristics. And maintenance service is available for all Dover Elevators to make sure owners get maximum life and efficiency. Since the elevators will represent approximately 2 to 10 per cent of the total cost of a new building, the choice is an important one. May we send you more information? Just write Dover Corporation, Elevator Division, 1106 Kentucky, Memphis 2, Tennessee.



in more than 38,000 buildings




New test tower, tallest in the U. S., provides facilities for developing new ideas in elevators

Recently completed at the new Dover plant in Mississippi, this 14-story tower houses three elevator shaftways. Here, new ideas in elevator hoisting machines and accessory equipment are developed and tested. Facilities are provided for work on both high-speed electric (cable) elevators for high-rise buildings and Oilraulic® elevators for buildings to seven stories. The tower symbolizes Dover's position as the fastest growing and third largest elevator manufacturer in the United States.

DOVER ELEVATORS 

For more data, circle 2 on Inquiry Card



Cover:

Stokes Hall, Haverford College, Haverford, Pa. Architect: Vincent G. Kling. Photograph by Lawrence S. Williams

Advertising Index: 366

ARCHITECTURAL RECORD, November 1964, Vol. 136, No. 5. Published monthly, except May, when semi-monthly, by McGraw-Hill Publications, a division of McGraw-Hill, Inc. This issue is published in national and separate editions. Additional pages of separate edition numbered or allowed for as follows: Western Section (including *Western Architect and Engineer*), 32-1 through 32-22.

EXECUTIVE EDITORIAL, CIRCULATION AND ADVERTISING OFFICES: McGraw-Hill Building, 330 West 42nd Street, New York 36, N. Y. Western Editorial Office: John Hancock Building, 255 California Street, San Francisco 11, Calif.; second-class postage paid at New York, N. Y. and at additional mailing offices.

Subscription rate for individuals in the field served \$5.50 per year in U. S., U. S. Possessions and Canada; single copies \$2.00. Further details on page 6. Postmaster: Please send form 3579 to Fulfillment Manager, ARCHITECTURAL RECORD, P.O. Box 430, Hightstown, N. J.

Architectural Engineering

HIGH-RISE APARTMENT STRUCTURES OF STEEL 206

Suggested framing systems to give flexibility in planning along with structural efficiency

PREVENTING CRACKS IN MASONRY WALLS 210

The reasons are various, ranging from poor workmanship to lack of understanding of how masonry walls react to wind loads and temperature changes. This article accents preventive rather than corrective measures

BUILDING COMPONENTS: FIBER GLASS FABRICS MODIFY ENVIRONMENT 219

PRODUCT REPORTS 221

OFFICE LITERATURE 223

READER SERVICE INQUIRY CARD 283

ARCHITECTURAL

Architects and Buildings

- ALEXANDER, ROBERT E. & ASSOCS. University of California, San Diego 192
- ANSHEN AND ALLEN. University of California, Santa Cruz .. 176
- BARNES, EDWARD LARRABEE. New Houses By 139
- CALLISTER, PAYNE AND ROSSE. University of California, Santa Cruz 176
- DEEMS-MARTIN, ASSOCS. University of California, San Diego .. 192
- ESHERICK, JOSEPH. University of California, Santa Cruz 176
- HEFA HONOR AWARDS 1964 165
- JONES, A. QUINCY AND FREDERICK E. EMMONS. California State College, Palos Verdes 204
- KLING, VINCENT G. Stokes Hall, Haverford College, Haverford, Pennsylvania 162
- KUMP, ERNEST J. AND ASSOCS. University of California, Santa Cruz 176; University of California, Irvine ... 186
- MARTIN, ALBERT C. AND ASSOCS. California State College, San Bernardino 203
- NOYES, ELIOT & ASSOCS. Telecomputer Center, Westinghouse Electric Corp., Braddock Hills, Pennsylvania 153
- PEREIRA, WILLIAM L. & ASSOCS.; A. QUINCY JONES AND FREDERICK E. EMMONS & ASSOCS. AND BLUROCK, ELLERBROEK & ASSOCS. University of California, Irvine 186
- REID AND TARIC; SPENCER, LEE AND BUSSE. California State College, Stanislaus 202
- RISLEY, GOULD AND VAN HEUKLYN. University of California, San Diego 192
- SMITH, EBERLE M. ASSOCS., INC. Addition to Wayne County Jail, Detroit, Mich. 159
- SPENCER, LEE AND BUSSE. University of California, Santa Cruz 176
- WARNECKE, JOHN CARL AND ASSOCS. California State College, Sonoma 201; University of California, Santa Cruz 176; University of California, Irvine 186
- WURSTER, BERNARDI AND EMMONS. University of California, Santa Cruz 176

Authors and Articles

- FOXHALL, WILLIAM F. "How Architects Practice Interior Design" 89
- GENSERT, R. M. "High-Rise Apartment Structures of Steel" .. 206
- KAMINETSKY, DOV. "Preventing Cracks in Masonry Walls" .. 210
- METZGER, A. W. "Fiber Glass Fabrics Modify Environment" .. 219

Record Reports

BEHIND THE RECORD 9

"Lip Service for Noise Control"
By Emerson Goble

BUILDINGS IN THE NEWS 10

CURRENT TRENDS IN CONSTRUCTION 18

A monthly analysis prepared for the RECORD by George A. Christie Jr., Senior Economist, F. W. Dodge Company

BUILDING CONSTRUCTION COSTS 20

A monthly feature prepared for the RECORD by Myron L. Matthews, Manager, Dow Building Cost Calculator, an F. W. Dodge Company service

ASPEN CONFERENCE EXPLORES PLACE OF AUTO IN CITY 23

LINE DERIVATION PHOTOS GIVE NEW VIEW OF IBM PAVILION 26

REQUIRED READING 52

CALENDAR AND OFFICE NOTES 110

Features

HOW ARCHITECTS PRACTICE INTERIOR DESIGN 89 *A summary of interviews*

NEW HOUSES BY EDWARD LARRABEE BARNES 139 *Barnes' personal "design impulses" are illustrated in a group of new houses which progress from simple geometric patterns to village-like complexes of roof shapes and glazed voids*

THE COMPUTER CENTER: NEW BUILDING TYPE? 153 *Designed by architect Eliot Noyes, the new Westinghouse Center near Pittsburgh has a "spider web" plan*

JAIL ADDITION DESIGNED FOR MAXIMUM SECURITY 159 *This jail achieves the necessary security without an unnecessarily forbidding appearance*

SCIENCE BUILDING FOR SMALL LIBERAL ARTS COLLEGE 162 *This multi-purpose building has been designed to blend with its campus surroundings*

HHFA HONOR AWARDS 1964 165 *Premiated designs by the 25 winners of First Honor Awards*

RECORD

CONTENTS

November 1964

Building Types Study 339: Campus Planning

CALIFORNIA'S NEW CAMPUSES 175 *By Clark Kerr*

UNIVERSITY OF CALIFORNIA, SANTA CRUZ 176 *Architects and planners: John Carl Warnecke and Associates; consulting architects: Anshen and Allen, Theodore C. Bernardi, Ernest J. Kump*

UNIVERSITY OF CALIFORNIA, IRVINE 186 *Architects and planners: William L. Pereira & Associates*

UNIVERSITY OF CALIFORNIA, SAN DIEGO 192 *Architects and planners; Robert E. Alexander, F.A.I.A., & Associates*

STATE COLLEGE EXPANSION 200 *By Charles Luckman*

CALIFORNIA STATE COLLEGE, SONOMA 201 *Architects; John Carl Warnecke and Associates*

CALIFORNIA STATE COLLEGE, STANISLAUS 202 *Architects and engineers: Reid and Tarics (master plan); Spencer, Lee and Busse (site development)*

CALIFORNIA STATE COLLEGE, SAN BERNARDINO 203 *Architects, planners and engineers: Albert C. Martin and Associates*

CALIFORNIA STATE COLLEGE, PALOS VERDES 204 *Architects and site planners: A. Quincy Jones, F.A.I.A., and Frederick E. Emmons*

Staff of Architectural Record

Editor

EMERSON GOBLE, A.I.A.

Managing Editor

JEANNE M. DAVERN

Senior Editors

ROBERT E. FISCHER

JAMES S. HORNBECK, A.I.A.

ELISABETH KENDALL THOMPSON, A.I.A.

Associate Editors

HERBERT L. SMITH, JR., A.I.A.

MILDRED F. SCHMERTZ

WILLIAM B. FOXHALL

JONATHAN BARNETT

ANNE KEFFER

Assistant Editor

NEIL A. LEVINE

Editorial Assistants

MARY E. ARENDAS

SUSAN BRAYBROOKE

Design

EUGENE H. HAWLEY, Director

ALEX H. STILLANO, Associate

SIGMAN-WARD, Drafting

Editorial Consultants

EDWARD LARRABEE BARNES, A.I.A.

WALTER GROPIUS, F.A.I.A.

ROBERT F. HASTINGS, F.A.I.A.

PAUL RUDOLPH, A.I.A.

CATHERINE BAUER WURSTER

Industry Consultants

GEORGE A. CHRISTIE, JR., Economics

CLYDE SHUTE, Statistical

CLIFFORD G. DUNNELLS, JR., Field Research

DANIEL J. HOWE, JR., Public Relations

ERNEST MICKEL, Washington

MYRON L. MATTHEWS, Building Costs

McGraw-Hill World News

JOHN WILHELM, Director

DOMESTIC NEWS BUREAUS—Atlanta,

Chicago, Cleveland, Dallas, Detroit,

Los Angeles, San Francisco, Seattle,

Washington, D. C.

INTERNATIONAL NEWS BUREAUS—Bonn,

Brussels, London, Mexico City, Milan,

Moscow, Paris, Rio de Janeiro, Tokyo

Publisher

EUGENE E. WEYENETH

Assistant to the Publisher

BLAKE HUGHES

Circulation Manager

HENRY G. HARDWICK

Advertising Sales Manager

JAMES E. BODDORF

Coming in the Record

DESIGN FOR THE PERFORMING ARTS

More and more architects are concerned these days with the design of more and more kinds of buildings for the performing arts—on campuses, in urban renewal projects, in civic centers and elsewhere; single-purpose and multi-purpose halls for drama, for opera, for symphony, for recital, for ballet, or for some combination of these. Next month's Building Types Study will present and analyze the functional and technical planning of a wide variety of significant examples of current work.

QUALITY HOUSING FOR A SMALL CITY

Perhaps no architectural or human problem today more desperately needs the attention of architects than that of housing (and few problems, perhaps, are more difficult). A newly-completed private, middle-income development by Marcel Breuer combines town houses with a high-rise unit on a five-acre site near the Cornell University campus in Ithaca, New York, in a scheme which achieves a high degree of amenity.

ARCHITECTURAL RECORD (combined with AMERICAN ARCHITECT and ARCHITECTURE), title ® reg. in U. S. Patent Office, © copyright 1964 by McGraw-Hill, Inc. All rights reserved including the right to reproduce the contents of this publication either in whole or in part. Quotations on bulk reprints of articles available on request. Indexed in Reader's Guide to Periodical Literature, Art Index, Applied Science & Technology Index, Engineering Index, and the Architectural Index.

Architectural Record is a McGraw-Hill/Dodge publication, published monthly, except May, when semi-monthly by McGraw-Hill Publications, a Division of McGraw-Hill, Inc., 330 West 42nd Street, New York, New York, 10036. James H. McGraw (1860-1948), founder.

OFFICERS OF MCGRAW-HILL PUBLICATIONS: Shelton Fisher, president; vice presidents: Robert F. Marshall, operations; Robert F. Boger, administration; John R. Callahan, editorial; Ervin E. DeGraff, circulation; Donald C. McGraw, Jr., advertising sales; Angelo R. Venezian, marketing.

CORPORATION OFFICERS: Donald C. McGraw, president; L. Keith Goodrich, Hugh J. Kelly, Harry R. Waddell, executive vice presidents; John L. McGraw, treasurer; John J. Cooke, secretary.

Every effort will be made to return material submitted for possible publication (if accompanied by stamped, addressed envelope), but the editors and the corporation will not be responsible for loss or damage.

SUBSCRIPTIONS: Available only by paid subscription. Publisher reserves the right to refuse non-qualified subscriptions. Subscriptions solicited only from architects and engineers. Position, firm connection, and type of firm must be indicated on subscription orders forwarded to Fulfillment Manager, Architectural Record, P.O. Box 430, Hightstown, N. J. Subscription prices: U. S., U. S. Possessions and Canada: \$5.50 per year; other Western Hemisphere countries, to those who by title are architects and engineers, \$12.00 per year. Single copy price, \$2.00. Beyond Western Hemisphere, to those who by title are architects and engineers, \$12.00 per year for 12 monthly issues not including Mid-May issue. Subscriptions from all others outside U. S., U. S. Possessions and Canada for 12 monthly issues, not including Mid-May issue, \$24 per year.

SUBSCRIBERS: Address change of address notice, correspondence regarding subscription service or subscription orders to Fulfillment Manager, ARCHITECTURAL RECORD, P.O. Box 430, Hightstown, N.J.-08520. Change of address notices should be sent promptly; provide old as well as new address; include zip code or postal zone number if any. If possible, attach address label from recent issue. Please allow one month for change of address to become effective.

UNCONDITIONAL GUARANTEE: The publisher, upon written request, agrees to refund the part of the subscription price applying to the remaining unfilled portion of the subscription if service is unsatisfactory.

OTHER MCGRAW-HILL SERVICES TO THE BUILDING AND CONSTRUCTION INDUSTRY: Chicago Construction News—College and University Business—Construction Methods and Equipment—The Daily Journal (Denver)—Daily Pacific Builder (San Francisco)—Dodge Construction Statistics—Dodge Mailing Service—Dodge Reports—Dow Building Cost Calculator—Engineering News-Record—Home Planners' Digest—Hospital Purchasing File—Ingenieria Internacional Construcción—The Modern Hospital—The Nation's Schools—Real Estate Record & Builders Guide—Sweet's Catalog Services.


POSTMASTER: Please send Form 3579 to Fulfillment Manager, Architectural Record, P.O. Box 430, Hightstown, N. J.



Audit Bureau of Circulation

Associated Business Publication

The beauty of this vinyl asbestos tile lasts and lasts—because tile design flows through and through the entire thickness!




KENTILE
VINYL **FLOORS**

Architectural Marbles: a vinyl asbestos tile that's as practical as it's handsome. Because the *marble design goes tile-deep*, it can't wear away. Light and dark shadings, subtly blended into each tile, create a pleasing random effect...one sure to harmonize with any available décor. All this value—at no extra cost! Colors: 8. Thicknesses: 3/32" and 1/8". Check your Kentile® Representative.

CREDITS:—Architect: Fred C. Sternberg, St. Louis, Missouri; General Contractor: Geo. L. Cousins Contracting Company, St. Louis, Missouri; Terrazzo by: J. Pellarin & Company, St. Louis, Missouri



at the bottom of it all...
practical terrazzo



Terrazzo is ambidextrous. It can be a perfect floor . . . or stairway . . . for a truly elegant room such as the lobby of the new Barclay House in suburban St. Louis. Or it can be the no-frill floor or wainscot of a hospital room . . . a school . . . an industrial building.

Terrazzo can be beautiful, practical and economical—all at once. It can take charge of the appearance of a

room—or it can be almost unseen. Terrazzo, perhaps more than any other floor, has the flexibility that allows the designer to design—not simply specify.

Trinity White Portland Cement produces the ideal matrix for terrazzo. Its whiteness emphasizes the beauty of the marble chips. It accepts color best. Trinity White is the choice of leading terrazzo contractors.

General Portland Cement Company

OFFICES: CHICAGO • CHATTANOOGA • DALLAS • FORT WORTH • HOUSTON • FREDONIA, KAN. • FORT WAYNE JACKSON, MICH. • KANSAS CITY • TAMPA • MIAMI • LOS ANGELES



For more data, circle 3 on Inquiry Card

Lip Service for Noise Control

As architects face the responsibilities of designing for ever-increasing concentrations of people, many environmental matters are going to demand something besides the lip service we usually give them. We talk a great deal about a wide variety of conditions of living which are necessary to human health and happiness, but, beyond basics like heating, lighting and perhaps cooling, we just ignore most human needs.

Let me confine this piece to just one—noise control. This little burst of indignation is prompted by a paragraph from a recent speech by architect Welton Becket, who was addressing the "American Medical Association Congress on Environmental Health Problems." While he dealt with many other matters on which he urged the cooperation of architects and doctors, he had this to say about noise:

"Dr. Vern Knudsen of U.C.L.A.'s Department of Physics calls noise 'one of the waste products of the 20th century.' He points out that city dwellers are deprived of adequate rest as a result of muscular tension caused by the sounds around them. Dr. Knudsen blames noise for robbing the body of rest, reducing working efficiency and causing deafness. While sounds above 80 decibels begin to grate on the human ear, and those of 160 decibels can destroy hearing, man's exposure to sound over the past years has risen to the 150 decibels of a four-engine jet. And we still have to cope with the sound and vibration of the supersonic booms of the next stage of airliner development. Yet, Mr. Knudsen's studies show that human exposure to 90 decibels or more can flush skin, constrict stomach muscles and definitely shorten tempers. There is some suspicion that sound can even be a factor in heart and arterial diseases."

This hypersensitive observer can testify to other sufferings those decibels induce. Some years ago, when businessmen began to travel in airplanes, I discovered that flying made me ill. An hour's flight, as smooth as only air travel can be at times, would reduce me to a dizzy sort of dry nausea. One day a nurse who was assisting me listened to my tale and suggested that I should limit my mode of travel to shanks' mare. Then

I put the problem to a doctor. "That's very interesting," he said, "I once wrote a paper about it." "Well," I said, "then I've come to the right man." "Sorry," he replied, "I never did get the answer."


The answer to my problem came out of painful analysis of flying recollections. I remembered that the worst moment came at take-off, when they revved up those four old piston engines. Friends were quite ready to point out that this was the moment of nervousness, but it finally occurred to me that this was the moment of maximum noise level, and then I had the answer. A pair of wax and cotton ear plugs (40¢ at the drug store) and my flying troubles were over. I have since learned that flight surgeons at air bases are well aware of the problem.

So I now number among the hazards of living: female voices at cocktail party level, the assinine custom of piped-in music, the noise of air-conditioning or ventilating fans, the overpowered P.A. system for convention speakers, and so on. But my little ear plugs make the difference. You have no idea how much better a convention speaker sounds when those plugs are pushed in tight.


Now, of course, these sound effects do not approach the sheer volume of jet motors (yes, jets are just as noisy, if you're really noise sensitive); some are of the nuisance variety, like the thumping of air-conditioning compressors. Nothing is more annoying than your neighbor's TV set, as heard, for example, in the convention hotel back in Miami. I remember watching the running of the Kentucky Derby, turning off the set, and then wondering why the sound didn't shut off. It took a moment to realize that the noise wasn't going to stop until the guy in the next room also turned off his set.

So has building design progressed; so does building design deal with environmental problems. We *know* about acoustics; we *know* how to make buildings practically sound-proof. Decibels can "flush skin, constrict stomach muscles and definitely shorten tempers." They have shortened my temper innumerable times. And I wonder about all this talk of environmental design.

—Emerson Goble



© Ezra Stoller Associates photos




New York Headquarters Enclosing A Garden

An enclosed street-level garden with glass walls opening it to public view will be a major feature of the 12-story Ford Foundation headquarters building now under construction at 321 East 42nd Street in New York. The architects are Joseph N. Lacy, John Dinkeloo and Kevin Roche, principals of Eero Saarinen Associates. Design objective was to provide employes with space which both allowed them to enjoy the view and let them be aware of each other in a building whose scale and character would respect its neighbors.

The granite-faced structure will be in the shape of a "C" with right angle corners surrounding the garden. The only exceptions to the C-shape are the top two floors, which continue above the glass walls completely around the east and south sides of the building.


Only Dur-o-wal[®]




is Dur-o-wal[®]

the original masonry wall reinforcement with the truss design

When you ask for Dur-o-wal, you deserve to get *Dur-o-wal*. This is not a common masonry wall reinforcement, and there is no other brand "just as good." Dur-o-wal increases horizontal flexural strength of 8-inch block walls up to a proved 135 per cent. Does better than brick headers for the compressive strength of composite masonry walls. It's the universally acknowledged best in reinforcement for all kinds of masonry walls. So make sure you get the real thing: Look for the truss design which embodies the most efficient known principle for resistance to stress. And look for the Dur-o-wal end-wrap shown above. Want better walls? Want the facts? Write for Dur-o-wal Data File.



STRENGTH WITH FLEXIBILITY—this basic masonry wall requirement is met for sure (and economically) when Dur-o-wal, above, is used with the ready-made, self-flexing Rapid Control Joint, below.



DUR-O-WAL[®]

The Original Masonry Wall Reinforcement with the Truss Design

DUR-O-WAL MANUFACTURING PLANTS

- Cedar Rapids, Iowa, P.O. Box 150
- Baltimore, Md., 4500 E. Lombard St.
- Birmingham, Ala., P.O. Box 5446
- Syracuse, N.Y., P.O. Box 628
- Toledo, Ohio, 1678 Norwood Ave.
- Pueblo, Colo., 29th and Court St.
- Phoenix, Ariz., P.O. Box 49
- Aurora, Ill., 260 S. Highland Ave.
- Seattle, Wash., 3310 Wallingford Ave.
- Minneapolis, Minn., 2653 37th Ave. So.
- Hamilton, Ont., Canada, 789 Woodward Ave.

For more data, circle 4 on Inquiry Card

MARRIED STUDENTS RESIDENCE COMPLETED AT HARVARD


A seven-building, \$10 million complex for married students at Harvard University, including three high-rise structures, was designed with particular attention to its relationship to its neighborhood on the Charles River, Cambridge, Mass. Designed by Sert, Jackson and Gourley, architects, the Francis Greenwood Peabody Terrace was opened to 500 families at the beginning of the academic year.

The project was completed with great speed and economy, with the first group of dwelling units ready in January 1964, eight months before scheduled completion. This was made possible by a high degree of standardization in design and construction method throughout the complex. The entire 500-unit project, which used glass and precast concrete panels as the basic materials for the exterior walls, was enclosed against the weather in little more than nine months.

The three high-rise buildings are 22 stories, and are grouped toward the center of the site. The remaining four are stepped down from seven stories to three to provide a gradual transition from the towers to the height of the Harvard Houses and to the three-story wooden dwellings of the surrounding Cambridge neighborhood.



All terrace residents and their neighbors benefit from open spaces distributed throughout the six-acre site. A long, tree-lined pedestrian mall running through the developments gives its neighbors on the east unobstructed access to the Charles River on the west. A central plaza is the community core of the terrace, with most of the community facilities opening on to it. The prohibition of vehicular traffic further contributes to a park-like atmosphere.

Forty-six per cent of the apartments have one bedroom; 33 per cent have two bedrooms. Seventeen per cent are efficiencies—a one room studio-bedroom combination—and 4 per cent are suites with three bedrooms and two baths. Rent ranges are: \$90-110 for efficiencies; \$105-130 for one bedroom; \$125-155 for two bedrooms; and \$175-180 for three bedrooms.





Robert D. Harvey


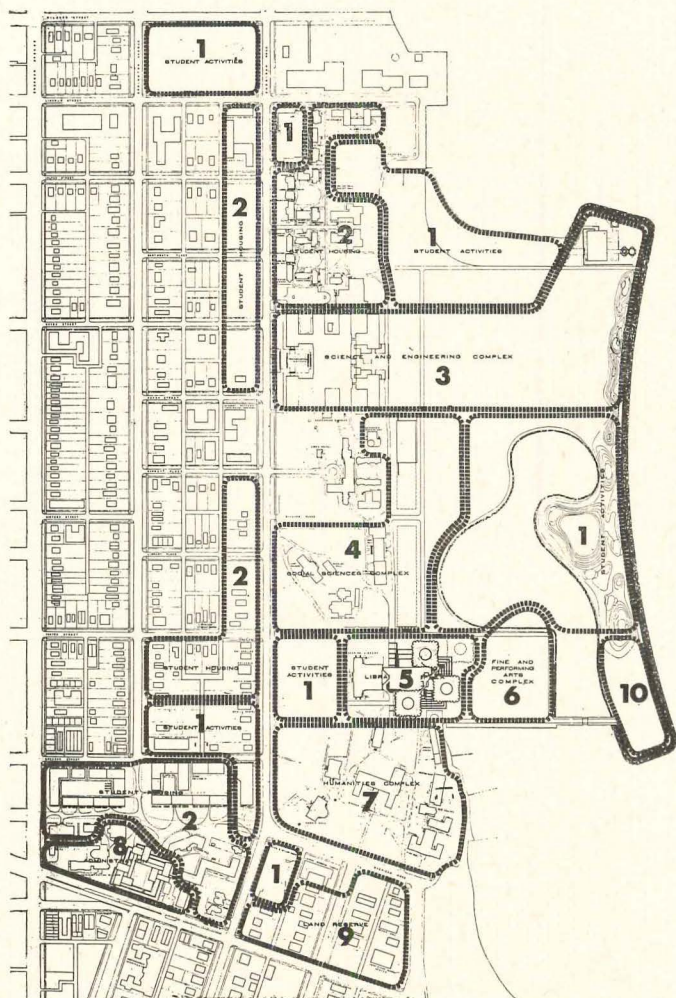




Northwestern Expands On Lakefill Campus

A new lake campus has been completed at Northwestern University, Evanston, Ill., to create land for the university's building program. Walter A. Netsch, Jr., a partner of Skidmore, Owings and Merrill of Chicago, is the architect. The 74-acre, \$6.5 million lakefill project with a nine-acre free-form lagoon will almost double the area of the present campus. "The Lake Campus was developed," Dr. J. Roscoe Miller, president of the University said, "not to accommodate greater numbers of new students, but to meet the needs of a greater university."

In October, ground was broken on the northeast point of the Lake Campus for the first phase of construction of the Lindheimer Astronomical Research Center; an observatory of twin 70-foot-high domed towers which will be erected at a cost of almost \$1 million. Next spring construction will begin on the library (University Library Employs Radial Plan, July 1964, page 15).




The Lindheimer Astronomical Research Center

1. Student Activities
2. Student Housing
3. Science and Engineering Complex
4. Social Sciences Complex
5. Library Complex
6. Fine and Performing Arts Complex
7. Humanities Complex
8. Administration
9. Land Reserve
10. Conference

Krannert Center For The Performing Arts


Four separate theaters connected by functional areas comprise the design by architect Max Abramovitz (Harrison and Abramovitz, New York) for the Krannert Center for the Performing Arts at the University of Illinois, Urbana. Steps of the \$14,325,000 projects will serve as seats for an outdoor theater. Model shows music theater (*right*), which will seat 1,000; music auditorium (*center*), which seats 2,200; and drama theater (*left*), with a seating capacity of 700. Not visible is experimental theater, seating 250, near the drama theater. Classroom and parking facilities will be provided below ground



© Louis Checkman

Classroom Building Bridges Two Hills


A five-story classroom building spanning the crest between two hills to form a connecting bridge is a prominent design feature of a three-building senior high school complex at Marietta, Ohio. Architects are Joseph Baker and Associates, Newark, Ohio. The other two units in the \$3 million complex are a gymnasium-auditorium structure and a shop building. Students will enter the top or fifth floor of the classroom building and walk down to lower levels. Each level has an exitway to outside grade. A small brook passes under the school at the bottom of the valley



Lawrence S. Williams, Inc.


New Laboratories At Franklin Institute

The Franklin Institute Laboratories, Philadelphia, designed by architect Vincent G. Kling, will include a "linear utility spine" which encompasses the entire length and height at the center of the building. The utility "spine," about 3 feet wide and four stories high, is designed to allow for more flexibility and economy in distribution of laboratory utilities. Offices will line the perimeter of the building. The textured limestone facing and deep-set windows will relate the structure to the institute's neoclassic main building



A NEW INCANDESCENT LIGHTING SYSTEM*

FORCAST[®] by Smithcraft . . .



Forcast recessed incandescent lighting fixtures make it easier for you to create with light and achieve desired lighting effects. Uniting form, function, and performance, these fixtures help you set a mood, create atmosphere, or dramatically delineate contour, color, and texture.

Paired die castings of door and mounting frame assembly enables you to specify either a precise flangeless trim, or a minimum width overlapping flange. Combining the new smaller lamp envelopes with high performance Alzak** aluminum reflectors, Forcast fixtures provide refined control with optimum efficiencies. Ideal for use with acoustical tile or plaster ceilings, recessed Forcast units are simply and quickly installed and easily maintained.

Your most demanding incandescent design requirements can be satisfied with the esthetics and construction of Forcast.


For additional information, contact your Smithcraft representative, or write . . .



SMITHCRAFT CORPORATION, CHELSEA, MASSACHUSETTS 02150

*Patents & T.M. applied for **Proprietary term of Aluminum Company of America

with new **Controlens[®]** by Holophane



Holophane has designed a new series of square and round Controlens which help to make Smithcraft's Forcast a superior incandescent lighting system.

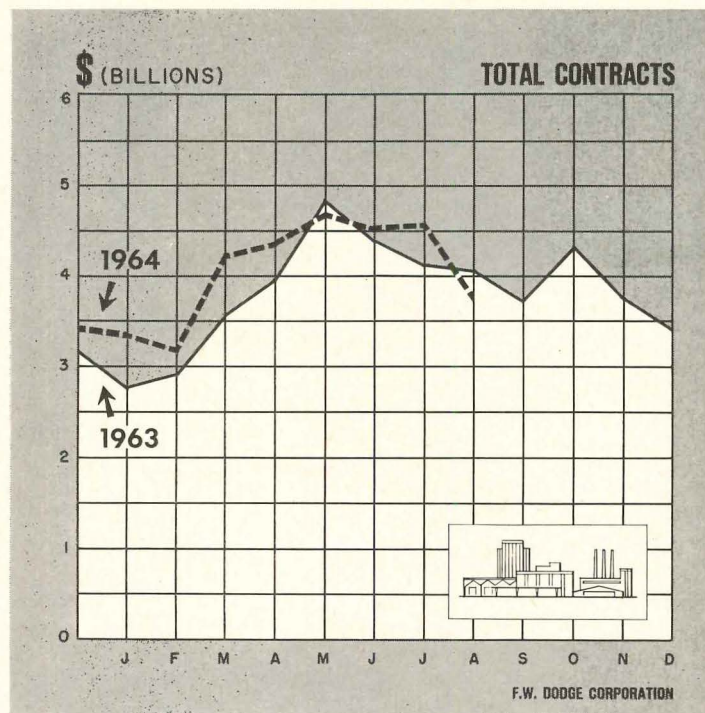
These lenses, with sophisticated prismatic contours, distribute light evenly...reducing glare and providing complete control of light from any normal viewing angle. Controlens used in Forcast fixtures provide new beauty, too. Circular lenses have concentric radial bands providing additional definition to the prisms. Square lenses have a unique rectilinear pattern of prisms with square concentric radials. You can use both round and square Forcast units together with complete harmony.

Controlens for round Forcast fixtures are available in 6", 8", and 10" diameters...square units in 8" and 10" sizes. This new incandescent lighting system gives you additional flexibility in the lighting of stores, restaurants, lounges, banks, and other important areas. Complete information is available in your area through the Holophane Field Representative, or write...

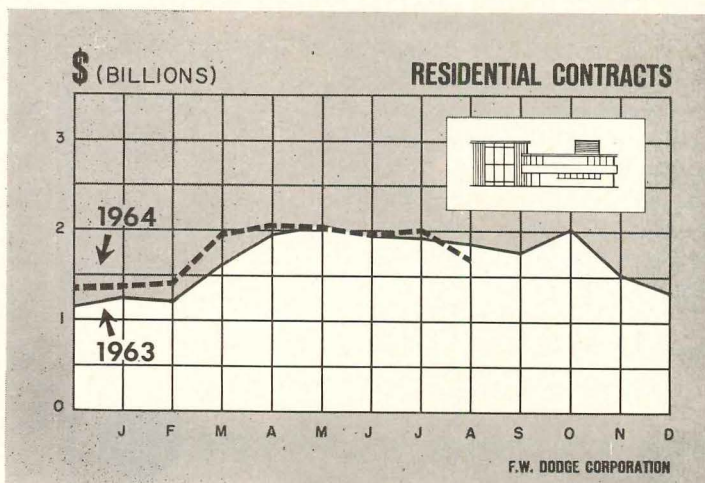
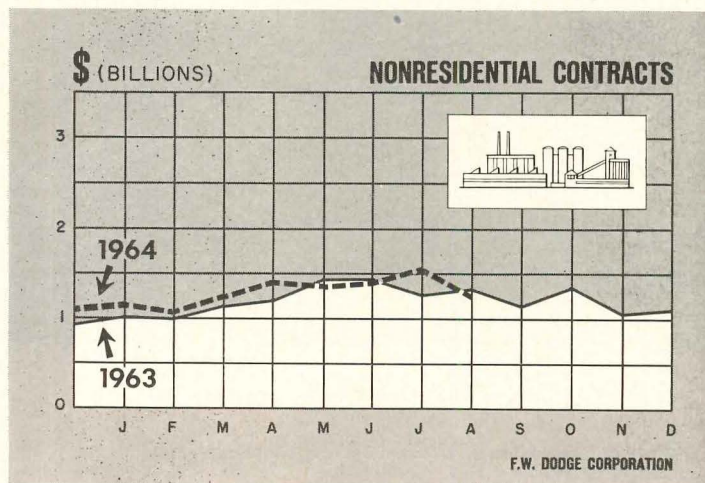
HOLOPHANE COMPANY, INC., 1120 Avenue of the Americas, N.Y., N.Y. 10036



®Holophane



Total contracts include residential, nonresidential and non-building contracts



DORMS VS. CLASSROOMS

The hustle and bustle of campus construction at colleges and universities throughout the nation involves a remarkable variety of building types, and no matter which one you look at—whether it's classrooms, labs, libraries, gyms, auditoriums or administration buildings—you get the same show of sharply accelerated building. It's been brought on, of course, by already swelling enrollments, and the promise of much more to come.

For some kinds of university facilities it is possible to gain a little flexibility, and so postpone new construction for a short time, by using what you already have more intensively. It's sometimes expedient, as a temporary measure, to cram more students into existing classrooms, or to keep the library open longer hours, but this doesn't work with living quarters. One area where increased enrollment is most quickly reflected in the need for new construction is dormitories, and for many schools it is the availability of living quarters, rather than of academic facilities, that sets the limit on acceptances. All types of higher educational facilities are currently being built in record volume, but where in 1960 the nation's colleges and universities were spending roughly a dollar for dorms to match each dollar spent for classroom construction, today they're spending more than two dormitory dollars for every one that goes for classrooms.

It's not only a simple matter of need. Financing also plays an important role in determining which kinds of college facilities get the priorities, and often the classroom has finished quite literally "out of the money." Government and industry have been eager, in recent years, to back university research programs with large grants and donations for the construction of laboratories and other scientific facilities. Living quarters, and for that matter dining halls and social centers, have also managed to do well in the money markets. The Housing and Home Finance Agency has, for more than a decade, provided low cost financing for these types of revenue-producing college buildings, for a total of approximately \$2 billion to date.

Public schools, of course, derive the bulk of their building funds (some 60 per cent) from government appropriations and tax levies; private colleges rely to a great extent on gifts and grants (about 55 per cent) and borrowing (about 10 per cent) for their construction money. In both cases, the total falls well short of over-all needs—about 15 to 20 per cent so far in the 60's according to a U.S. Office of Education survey of more than 1,500 college presidents—and often as not it has been the academic facilities which have been served last. The Higher Education Facilities Act of 1963 will certainly change things. This five year Federal program which authorizes \$1.2 billion (to be supplemented by private matching funds) in grants and loans is geared primarily to academic construction: classrooms, labs and libraries.

Along with non-Federal matching funds, the total amount available under the new College Aid Act alone could lead to nearly \$3 billion of construction during the next three years. Three billion dollars is close to the total contract value of all academic building—elementary, secondary and college together in the U.S. last year.

George A. Christie, Senior Economist
F. W. Dodge Company
A Division of McGraw-Hill, Inc.

NEW...

Beauty in a
flooring that
lasts and lasts!



Colors Above Left to Right: French Green 5552, Arctic White 5551, Smoky Beige 5555, Taffy Beige 5554, Worsted Gray 5553.



RUBEROID

royal stoneglow

The chips go all the way through in Royal Stoneglow the new vinyl asbestos tile from Ruberoid that combines rugged durability with downright beautiful looks. The flowing stone pattern just can't wear off—can't wear out. It resists scuffing and denting. So tough is Ruberoid's new Royal Stoneglow, that it gives beauty that lasts and lasts no matter how heavy the traffic.

Royal Stoneglow is available in 5 glowing colors, size 12" x 12", $\frac{3}{32}$ " and $\frac{1}{8}$ " gauge. For more facts, call your Ruberoid representative or write to us.

RUBEROID FINE FLOORING ■ 733 Third Avenue, New York, N. Y. 10017

For more data, circle 5 on Inquiry Card

Building Construction Costs

By Myron L. Matthews

Manager-Editor, Dow Building Cost Calculator,
an F. W. Dodge service

The information presented here permits quick approximations of building construction costs in 21 leading cities and their suburban areas (within a 25-mile radius). The tables and charts can be used independently, or in combination as a system of complementary cost indicators. Information is included on past and present costs, and future cost can be projected by analysis of cost trends.

A. CURRENT BUILDING COST INDEXES—OCTOBER 1964
1941 Averages for each city = 100.0

Metropolitan Area	Cost Differential	Current Dow Index		Per Cent Change Year Ago Res. & Nonres.
		Residential	Nonresidential	
U.S. AVERAGE—21 Cities	8.5	265.9	288.1	+2.00
Atlanta	7.1	299.8	318.0	+2.68
Baltimore	8.0	268.6	259.9	+1.89
Birmingham	7.4	246.3	264.9	+1.91
Boston	8.4	240.7	254.8	+2.95
Chicago	8.8	295.3	310.6	+1.66
Cincinnati	8.8	257.4	273.6	+2.24
Cleveland	9.3	269.3	286.2	+2.25
Dallas	7.8	251.2	259.5	+1.54
Denver	8.3	273.5	290.7	+1.70
Detroit	8.9	267.7	281.0	+2.02
Kansas City	8.3	239.1	253.1	+0.73
Los Angeles	8.4	268.9	294.2	+1.81
Miami	8.4	263.9	277.0	+1.56
Minneapolis	8.9	268.1	285.0	+2.29
New Orleans	7.9	239.4	253.7	+0.76
New York	10.0	273.9	294.6	+1.91
Philadelphia	8.7	264.6	277.8	+1.22
Pittsburgh	9.1	251.4	267.3	+2.28
St. Louis	8.9	259.7	275.2	+3.04
San Francisco	8.5	340.4	372.5	+3.32
Seattle	8.5	244.2	272.9	+1.96

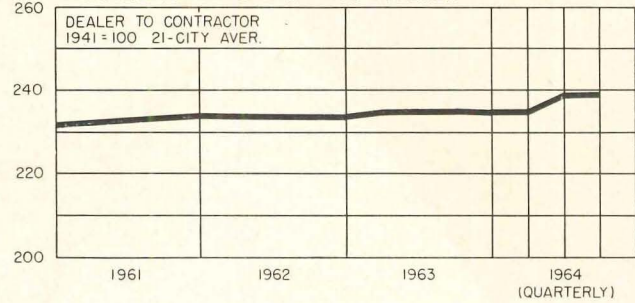
B. HISTORICAL BUILDING COST INDEXES—AVERAGE OF ALL BUILDING TYPES, 21 CITIES

Metropolitan Area	1952	1957	1958	1959	1960	1961	1962	1963 (Quarterly)				1964 (Quarterly)			
								1st	2nd	3rd	4th	1st	2nd	3rd	4th
U.S. AVERAGE 21 Cities	213.5	244.1	248.9	255.0	259.2	264.6	266.8	269.4	270.3	273.4	275.0	274.7	276.8	278.6	
Atlanta	223.5	269.6	277.7	283.3	289.0	294.7	298.2	302.0	303.0	305.7	307.5	310.0	312.3	313.4	
Baltimore	213.3	249.4	251.9	264.5	272.6	269.9	271.8	272.3	272.9	275.5	277.1	277.2	279.3	280.5	
Birmingham	208.1	228.6	233.2	233.2	240.2	249.9	250.0	251.3	252.0	256.3	257.8	258.0	259.9	260.1	
Boston	199.0	224.0	230.5	230.5	232.8	237.5	239.8	240.4	241.2	244.1	245.6	246.1	247.9	251.3	
Chicago	231.2	267.8	273.2	278.6	284.2	289.9	292.0	296.4	296.4	301.0	302.8	302.2	304.5	305.1	
Cincinnati	207.7	245.1	250.0	250.0	255.0	257.6	258.8	260.0	260.7	263.9	265.5	265.1	267.1	268.9	
Cleveland	220.7	258.0	257.9	260.5	263.1	265.7	268.5	272.3	272.8	275.8	277.4	276.3	278.4	282.0	
Dallas	221.9	228.4	230.5	237.5	239.9	244.7	246.9	251.5	252.2	253.0	254.5	253.7	255.6	255.6	
Denver	211.8	245.6	252.8	257.9	257.9	270.9	274.9	275.0	275.4	282.5	284.2	282.6	284.7	287.3	
Detroit	197.8	237.4	239.8	249.4	259.5	264.7	265.9	267.1	267.9	272.2	273.8	272.7	274.7	277.7	
Kansas City	213.3	230.5	235.0	239.6	237.1	237.1	240.1	242.3	242.9	247.8	249.3	246.2	248.0	249.6	
Los Angeles	210.3	248.4	253.4	263.5	263.6	274.3	276.3	279.1	279.7	282.5	284.2	284.0	286.1	286.1	
Miami	199.4	234.6	239.3	249.0	256.5	259.1	260.3	262.4	266.7	269.3	270.9	270.1	272.1	273.1	
Minneapolis	213.5	235.6	249.9	254.9	260.0	267.9	269.0	271.4	272.1	275.3	276.9	275.0	277.1	281.6	
New Orleans	207.1	232.8	235.1	237.5	242.3	244.7	245.1	246.5	246.5	248.3	249.8	247.1	248.9	249.3	
New York	207.4	240.4	247.6	260.2	265.4	270.8	276.0	280.9	280.9	282.3	284.0	284.8	286.9	289.7	
Philadelphia	222.3	255.0	257.6	262.8	262.8	265.4	265.2	265.6	265.6	271.2	272.8	271.1	273.1	274.5	
Pittsburgh	204.0	234.1	236.4	241.1	243.5	250.9	251.8	255.0	256.1	258.2	259.7	260.8	262.7	262.9	
St. Louis	213.1	237.4	239.7	246.9	251.9	256.9	255.4	260.1	262.4	263.4	265.0	266.8	268.8	271.4	
San Francisco	266.4	302.5	308.6	321.1	327.5	337.4	343.3	350.1	350.1	352.4	354.5	358.2	360.9	364.1	
Seattle	191.8	221.4	225.8	232.7	237.4	247.0	252.5	256.5	257.8	260.6	262.2	260.1	262.0	265.7	

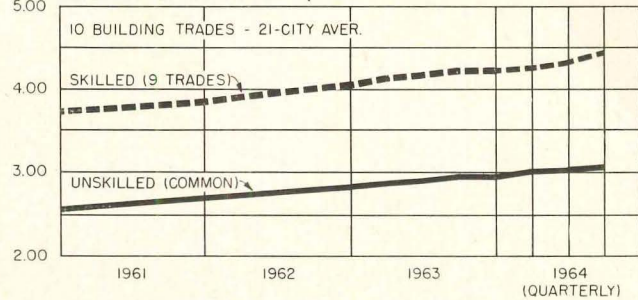
HOW TO USE TABLES AND CHARTS: Building costs may be directly compared to costs in the 1941 base year in tables A and B; an index of 256.3 for a given city for a certain period means that costs in that city for that period are 2.563 times 1941 costs, an increase of 156.3% over 1941 costs.

TABLE A. Differences in costs between two cities may be compared by dividing the cost differential figure of one city by that of a second; if the cost differential of one city (10.0) divided by that of a second (8.0) equals 125%, then costs in first city are 25% higher than costs in second. Also, costs in second city are 80% of those in first (8.0 ÷ 10.0 = 80%) or 20% lower in the second city

1. BUILDING MATERIAL PRICE INDEXES



2. BASE WAGE RATES \$/HR.



3. MONEY RATE & BOND YIELDS %

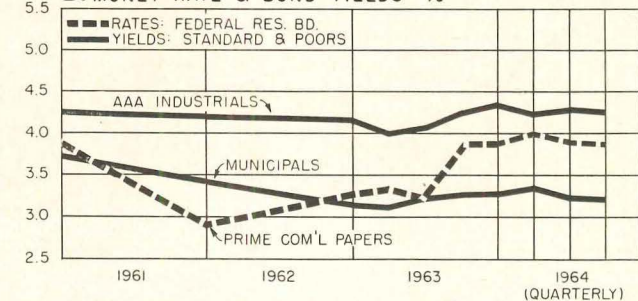



TABLE B. Costs in a given city for a certain period may be compared with costs in another period by dividing one index into the other; if index for a city for one period (200.0) divided by index for a second period (150.0) equals 133%, the costs in the one period are 33% higher than those of the other. Also, second period costs are 75% of those of the other date (150.0 ÷ 200.0 = 75%) or 25% lower in the second period. CHART 1. Building materials indexes reflect prices paid by builders for quantity purchases delivered at construction sites. CHART 2. The \$1.20 per hour gap between skilled and unskilled labor has remained fairly constant. CHART 3. Barometric business indicators that reflect variations in the state of the money market



There's Only One Anchor We Don't Make!

The only reason we don't make ships' anchors is because they won't help you with your frame anchoring problems.

What we **do** have to offer you is the industry's most complete line of anchors for steel door frames.

The complexities of modern wall construction present a wide variety of installation problems . . . or opportunities.

Problems if the metal door and frame manufacturer you select isn't able to provide the proper anchoring system. **Opportunities** if you select AMWELD.


With an intimate knowledge of today and tomorrow's anchoring requirements, AMWELD has designed and

mass-produced frame anchors for virtually every type of wall construction. Masonry . . . solid partition . . . wood-stud . . . truss-type steel stud . . . channel-type steel stud . . . ceiling anchoring . . . floor anchoring . . . you name it . . . AMWELD has the right anchor to do the job.

We have a new specification folder covering the AMWELD **Frame Anchoring System** in detail. We'll send it to you **FREE** of charge. It illustrates, through isometric drawings, the installation application of each of our frame anchors. It will be a useful piece of working literature for you. Drop us a letter, note or card today . . . and we'll send you a copy by return mail.

AMWELD[®] "clean line"
METAL DOORS AND FRAMES
 375 PLANT STREET, NILES, OHIO 44446

For more data, circle 6 on Inquiry Card




NEW Insulrock[®] Pavilion Tile



United States Pavilion, U.S. Department of Commerce, Norman K. Winston, Commissioner

**Architect: Charles Luckman Associates
Contractor: Del Webb & Company**



A sensation in the United States Pavilion at the New York World's Fair . . . a truly magnificent new concept for architectural variety in functional roof deck design . . . Flintkote brings you Insulrock Pavilion Tile, created for fashionable enclosures, both indoors and out.

Here is contemporary beauty matched with traditional Insulrock strength and versatility (sound absorbing, insulating, fire resisting and much more). The new Pavilion Tile edge treatment permits each tile to project slightly below its supporting bulb tee, producing this handsome result admired by millions of Fair goers.

What else is new? Ask your Flintkote Architectural Products Representative . . . the man with the latest in building products for better buildings.


*America's Broadest Line
of Building Products*



**THE FLINTKOTE COMPANY
INSULROCK PRODUCTS**

**GENERAL SALES OFFICE: Box 157, Whippany, New Jersey
EXECUTIVE OFFICE: New York, New York**

For more data, circle 7 on Inquiry Card



—Drawn for the RECORD by Alan Dunn

"I don't know how to break it to Paul but my mother saw it and she loves 'every little nook and cranny'!"

ASPEN CONFERENCE EXPLORES PLACE OF AUTO IN CITY

The influence of popular taste on the excellence of design and the problem of the automobile and its relation to the city were two major topics of discussion at the 14th annual International Design Conference held in Aspen, Colo. June 21-27. The conference was attended by approximately 650 design and business executives.

Louis Dorfman, director of design for Columbia Broadcasting System, felt that the market place has been less interested in improving popular taste than in catering to it. The designer should lead popular taste in achieving excellence because he believes "the public is educable, that it reaches out instinctively for what is worthy and beautiful. . . . We will have no one to blame but ourselves if we fail to create a public that will understand, support and celebrate the designer's achievements."

A dearth of design critics and reviewers is a factor in poor design, felt Ralph Caplan, New York lecturer and writer. Because of lack of this type of criticism "we contribute to the flood of superfluous appliances, automatic cameras for recording automatic moments, and middle class

housing designed to achieve the utter lack of privacy heretofore reserved for the poor."




"Certainly in all history there has never been less restraint and less coherence at the top level of architecture: among the creators and the critics," said Robin Boyd, Australian architect. Mr. Boyd thinks there are two other main levels of design, the "professional" and the "pop," where there is much consistency. The basic "pop" level, as he sees it, has extricated all the most obvious visual effects of the last two decades into a very real international style, and the "professional" level has a consistency of "unoffending gray curtain walls" in fairly clean-cut shapes arranged as a reasonably effective diagram of the functional program. "Modern architecture is still in a mess, but only because it is still fluid, sorting itself out."

Richard S. Latham, president of Latham-Tyler-Jensen, told the conference that man's affluence, which creates a choice among many, should demand more professional solutions of a higher order to our machine art. He feels that the automobile, a glori-

ous "super toy" and product of this affluence, should be eliminated from the city because "like a rat, it is not a necessary evil; it is just a transportation device, to be used where needed, and eliminated where it destroys man's ability to be a better human being."

Strongly disagreeing with Mr. Latham was architect Paul Rudolph. "The automobile is the greatest problem to American cities," he said, "but it also offers the greatest organizing element for the city of the future. The automobile should certainly be kept out of some areas of the city; and other areas should be redesigned so that they are consistent with the existence of the automobile."

Peter Blake, New York architect and author of "God's Own Junk Yard," feels that the new scale of architecture in America and elsewhere is the city as a whole, with the automobile a part of this whole. He feels that the parking garage structure should be a mile and a half long, topped with apartments, offices and shopping centers. "This is a building that will generate other things in its area."



300 watt?

New, powerful, 300-watt Multi-Groove Baffle Calculites—for efficient downlighting in rooms with higher ceilings, or higher lighting levels in areas with average ceiling height. Each luminaire has 42 concentric ring baffles to minimize the internal brightness visible through the aperture. The baffles are supported in a die-cast bezel within a die-cast, reversible, minimum-width trimming. Whether you want to illuminate a wall, emphasize an area, or light an entire room, see your local Lightolier distributor. He's got the 75/150, and new 300-watt Multi-Groove Baffles plus the full line of over 100 Calculites.

Where?

ALABAMA Birmingham: Mayer Elect. Supply Co. Huntsville Elect. Supply Co. **Mobile:** F. E. Smith Elect. Co. **ARIZONA** Phoenix: Brown Wholesale Elect. **Tucson:** Beacon Lighting Fixtures Co. **ARKANSAS** Little Rock: Adcock Lighting & Supply **CALIFORNIA** Los Angeles: Gough Industries, Inc., Osipow Elect. **Oakland:** Incandescent Supply Co. **Sacramento:** Incandescent Supply **San Bernardino:** Tri-County Elect. Wholesalers **San Diego:** Sunlight Elec. **San Francisco:** Incandescent Supply Co. **Stockton:** Phillips & Edwards Elect. **CONNECTICUT** Bridgeport: B. M. Tower Co., Inc. **Hartford:** Beacon Light & Supply Co. **New Haven:** Grand Light & Supply Co. **New London:** United Elect. Supply Co. **South Norwalk:** Klaff's, Inc. **Stamford:** Marle Co. **Waterbury:** Starbuck Sprague Co., Suburban Supply Co. **DELAWARE** Wilmington: Tecot Elect. Supply Co. **ILLINOIS** Chicago: Creative Lighting Division-Elect. Wholesalers Elect. Supply, Efengee Elect. Supply Co., Englewood Elect. Supply Co., Harlo Elect. Supply Co., Hyland Elect. Supply Co., Metropolitan Elect. Supply, Steiner Elect. Co., Wholesale Elect. Supply Co. **Rockford:** Englewood Elect. Supply Co. **Springfield:** Springfield Elect. Supply Co. **INDIANA** Ft. Wayne: Mossman-Yarnelle Co. **Gary:** Englewood Elect. Supply Co. **South Bend:** Englewood Elect. Supply Co. **IOWA** Des Moines: Weston Lighting, Inc. **KANSAS** Wichita: Architectural Lighting, Inc. **KENTUCKY** Louisville: Henry J. Rueff Co., Brecher Co., Inc. **LOUISIANA** Baton Rouge: Electrical Wholesalers, Inc. **New Orleans:** Interstate Elect. Co., Lighting, Inc. **MAINE** Bangor: Standard Elect. Co. **Portland:** Holmes Elect. Supply Co. **MARYLAND** Baltimore:

Baltimore Gas & Light Co., Dorman Elect. **Brentwood:** National Elect. Lighting, Inc. **Hagerstown:** Tristate Elect. Supply Co. **MASSACHUSETTS** Boston: Boston Lamp Co., Mass. Gas & Elect. Lighting Co., United Elect., Henry L. Wolfers, Inc. **Framingham:** Framingham Elect. **Lynn:** Essex Elect. **Pittsfield:** Bland Elect. Supply **Springfield:** Eastern Elect. Supply Co., M. W. Zimmerman, Inc. **Waltham:** Standard Elect. **Worcester:** Atlantic Elect. Supply **MICHIGAN** Detroit: Madison Elect. Co., Michigan Chandelier Co. **Flint:** Royalite Co. **Grand Rapids:** Enterprise Elect. Supply Co. **Kalamazoo:** West Michigan Elect. Supply Co. **Lansing:** Michigan Elect. Supply Co. **Pontiac:** Standard Elect. Supply Co. **Saginaw:** George Fisher & Sons, Inc., Standard Elect. Supply Co. **MINNESOTA** Minneapolis: Charles A. Anderson Co., Northland Elect. Supply Co., Terminal Elect. Corp., Wholesale Lighting Elect. Supply Co. **St. Paul:** Lax Elect. Co. **MISSOURI** St. Louis: Graybar Elect. **Springfield:** Southern Materials Co. **MONTANA** Great Falls: Glacier State Elect. **Missoula:** Western Montana Elect. **NEBRASKA** Lincoln: White Elect. Supply Co. **Omaha:** Electric Fixture & Supply Co. **NEVADA** Reno: Western Elect. Distributors Co. **NEW JERSEY** Atlantic City: Franklin Elect. Supply Co. **Camden:** National Elect. Supply Co. **Cherry Hill (Delaware Township):** Flynn's Camden Elect. Supply Co. **Trenton:** Tab. Elect. Supply Co. **NEW MEXICO** Albuquerque: State Elect. Supply, The Lighting & Maint. Co. **NEW YORK** Binghamton: Freije Elect. Supply Co. **Buffalo:** Buffalo Incandescent Light Co., Inc. **Glens Falls:** Glens Falls Elect. Supply **Geneva:** Gersh Elect. Supply Co. **Nanuet (Rockland Co.):** Rockland Lighting **Poughkeepsie:** Electra Supply Co. **Rochester:** Rowe Electric Supply Co., Empire Elect. Supply **Syracuse:** Superior Elect. Corp. **White Plains:** Wolar Lighting Corp. **NORTH CAROLINA** Asheville: Electric Supply Co. **Charlotte:** Independent Elect. Supply Co. **Durham:** Noland Co. **Greenville:** Sullivan Hardware Co. **Hickory:** Bryant Supply Co. **High Point:** Electric Supply, Inc. **Raleigh:** Electrical Equipment Co.

Winston-Salem: Noland Co. **NORTH DAKOTA** Fargo: Border States Elect. Supply Co. **OHIO** Cincinnati: B. & B. Elect. Co., F. D. Lawrence Electric Co., Richards Elect. Supply Co. **Cleveland:** The H. Leff Electric Co., Midland Elect. Co. **Columbus:** Elgee Elect. Co., The Loeb Elect. Co. **Lima:** State Elect. Supply Corp. **Springfield:** The W. W. Elect. Co. **Toledo:** Gross Elect. Fixture Co. **OKLAHOMA** Oklahoma City: Hunzicker Bros. **Tulsa:** Nelson Elect. **OREGON** Portland: Baker-Barkon Co. **PENNSYLVANIA** Allentown: Coleman Elect. Co. **Erie:** Kraus Elect. Co. **Harrisburg:** Fluorescent Supply Co., Schaedler Bros. **Hazleton:** Power Elect. Co., Inc. **Kingston:** Anthracite Elect. Supply Co. **New Castle:** Midwestern Elect. Co. **Philadelphia:** Gold Seal Elect. Supply Co., Logan Elect. Supply Co., Inc., Pyramid Elect. Supply Co., Inc., Rumsey Elect., West Philadelphia Elect. Supply Co. **Pittsburgh:** Allied Elect. Supply Co., Argo Lite Studios, Brown & Green, Wally Elect. Supply Co. **Reading:** Coleman Elect. **Scranton:** Lewis & Reif, Inc. **West Chester:** West Chester Elect. Supply Co. **Williamsport:** Lowry Electric Co. **York:** Graybill's **RHODE ISLAND** Pawtucket: Major Elect. Supply Co. **Providence:** Leavitt Colson Co., Tops Elect. Supply Co. **SOUTH CAROLINA** Greenville: Sullivan Hardware Co.

TENNESSEE Chattanooga: Mills & Lupton Sup. Co., Noland Co. **Knoxville:** The Keener Co., Stokes Elect. **Nashville:** Nashville Elect. Supply Co. **TEXAS** Bryan: Dealers Elect. **Dallas:** Rogers Elect. Sup. Co. **El Paso:** E. & M. Supply Co. **Ft. Worth:** Anderson Fixture Corp., Cummins Supply Co., General Industrial Supply Corp. **Houston:** Anderson Lighting Co., Marlin Associates, Worth Elect. Supply Co. **Lubbock:** Homer G. Maxey & Co. **San Antonio:** Central Distributor Co., Electrical Distributors Co., Tri-State Elect. **Tyler:** Dealers Elect. Supply **Waco:** Dealers Elect. Supply Co. **Wichita Falls:** R. & A. Supply **VIRGINIA** Alexandria: Capital Lighting and Supply **Arlington:** Dominion Elect. Supply Co., Inc., **Falls Church:** Noland Co. **Lynchburg:** Mid-State Elect. Supply Co., Inc., Noland Co. **Norfolk:** Atlantic Elect., Westinghouse Elect. Supply **Richmond:** Atlantic Elect. Supply Co. **WASHINGTON** Seattle: Seattle Lighting Fixtures Co. **WEST VIRGINIA** Wheeling: The Front Co. **WISCONSIN** Appleton: Moe Northern Co. **Milwaukee:** Electri-Craft Lighting, Lappin Elect. Co., Standard Elect. Supply **CANADA** Edmonton: Alberta Elect. Supply, Ltd. **Montreal:** Ideal Elect., Gray Elect., L. D. G. Products, Inc., Union Elect. Supply Co., Ltd. **Toronto:** Revere Elect. Distributors, Toronto Elect., Union Elect. Supply **Winnipeg:** Dominion Elect.

For more information write to



LIGHTOLIER®

JERSEY CITY, N.J. SHOWROOMS: 11 EAST 36TH STREET, NEW YORK; 1267 MERCHANDISE MART, CHICAGO; 2515 S. BROADWAY, LOS ANGELES; 1718 HI-LINE DRIVE, DALLAS

For more data, circle 8 on Inquiry Card

Specify Modulaire by Chromalox® . . . the year-round electric self-contained air conditioner

for customized comfort heating □ cooling □ dehumidifying □ circulating □ filtering and ventilating □ **Cooling capacity:** 18,000 BTU at 95 F. outdoor temperature—air to air operation □ **Heating capacity:** Up to 6,000 watts (20,500 BTU) heating in four control stages. Optional connections available for additional 2000 watts flanking "Draft Barrier" heat. □ **Ventilation capacity:** 0 to 150 CFM. Setting made at factory per order □ **Supply voltage:** 208, 240 or 277 volts, single-phase, 60-cycle □ **Electrical protection:** 2 pole 40 amp circuit breaker (by others) □ **Evaporator fans:** 600 CFM at high speed, 550 CFM at low speed. □ **Evaporator coil:** 3-row staggered ½" O.D. copper tube, corrugated aluminum fins, low 300 FPM face velocity for high humidity removal. Condensate evaporated to outdoors; no plumbing or drain lines needed □ **Dimensions:** Exterior cabinet 54" long, 26" high, 16¼" deep. Wall opening 41" long, 18½" high □ **Mounting weight:** Approximately 400 lbs. □ **One Modulaire** for rooms 400—600 sq. ft. in area □ **Two Modulaires** (one Master and one Syncro) in typical classroom with 700—1000 sq. ft. area.



Chromalox Modulaire for new and existing classrooms □ churches □ restaurants □ laboratories □ larger offices □ libraries □ conference rooms □ other commercial and institutional applications.

WC-50A


Request Bulletin F03100 for complete information.



CHROMALOX
electric HEATING/COOLING

EDWIN L. WIEGAND COMPANY
7741 THOMAS BOULEVARD, PITTSBURGH, PA. 15208

For more data, circle 9 on Inquiry Card





Malcolm Smith photos

Line Derivation Photos Give New View of IBM Pavilion

These photographs of the IBM Pavilion at the World's Fair, designed by Charles Eames and the office of Eero Saarinen & Associates, architects, were taken by Malcolm Smith of New Canaan, Conn., using a "line derivation" process. In the process applied by Mr. Smith a film positive is made from the original negative. The original negative is then placed back-to-back in exact register with the film positive on a sheet of high contrast film in a printing frame. The latter is then placed on a rotating turntable and exposed to light from one side so that the light penetrates only through the small space between the two film emulsion layers along the image outlines. This produces a film positive line image from which a negative is made for producing final prints. The process eliminates halftone and renders a line at each sharp demarcation in tone on the original negative.

In the examples shown the only hand work used was routine cleaning up of dust marks. Nothing has been added to the photographic image.





Architect: Rader and Associates, Miami, Fla.

DECOR PANELS BY BORDEN

You are looking through Borden's Deca-Ring style Decor Panels out over Biscayne Bay, Miami, Florida. This is one of the views you would have if you parked your car in the multi-level parking facility in downtown Miami, where Borden Deca-Ring provides safety, ventilation and a touch of luxury with efficient use of materials.

The Deca-Ring screens are the only siding used on an otherwise stark concrete frame. Individual panels of Deca-Ring are outlined with Decor-Plank to give strength to the design.

Sturdy lightweight Decor Panels in their many types and variations are finding widespread use as facades for buildings, grilles, dividers and like applications. These practical aluminum panels provide safety, access for light and air, and enjoy a long maintenance-free life.

Write for complete information on this and the other Borden Decor Panels, including Deca-Gril, Deca-Grid, Decor-Plank and their many variations and subtypes.

Send for latest full-color catalog on Borden Architectural Decor Panels

BORDEN METAL PRODUCTS CO.


MAIN OFFICE: 822 GREEN LANE, ELIZABETH, NEW JERSEY • Elizabeth 2-6410

PLANTS AT: LEEDS, ALABAMA; UNION, NEW JERSEY; CONROE, TEXAS

When in New York City, see our exhibit at Architects Samples, 101 Park Avenue

For more data, circle 11 on Inquiry Card

Dow Corning 780 building sealant



... as durable as the rock it's made from!

The rock-like durability you can expect from DOW CORNING® 780 Building Sealant is unique among sealants. It isn't difficult to see why. This elastomer is a true *silicone rubber* derived from quartzite through complex chemical processing. As a sealant, it exhibits the same rock-like resistance to rain, snow, sleet, corrosive atmospheres, ultraviolet, ozone and extremes of temperature for which all silicone rubber is noted.

How long will Dow Corning 780 building sealant last in a well-designed, properly-applied joint? All indications are that it will weather *indefinitely*. A specimen of silicone rubber which has been exposed to Florida sun for over twelve years is still as rubbery and full of life as the day it was first exposed.

When you specify Dow Corning 780 building sealant, you're specifying a sealant that's every bit as *tough, weather resistant* and *durable* as the structural materials it joins. You need seal only once—the first time—to have joints that remain permanently flexible, water-tight and weatherproof.



FREE demonstration piece allows you to test unique flexibility and adhesion of Dow Corning 780 building sealant. It's yours by returning the coupon below.


DOW CORNING CORPORATION
Dept. C411, Chemical Products Division
Midland, Michigan 48641
Send a demonstration piece plus further data on
Dow Corning 780 building sealant.

Name _____
Title _____
Firm _____
Street Address _____
City _____ State _____ Zip _____

Dow Corning

For more data, circle 12 on Inquiry Card

For more data, circle 13 on Inquiry Card ➔




Here's why everyone at Leopold believes in red tape

Red tape at The Leopold Company helps you get the best desk money can buy! For example, if a craftsman anywhere in the plant spots a flaw, on goes a piece of red tape and out goes the imperfect part. Actually, you don't see much red tape used because Leopold craftsmen are super-critical of themselves and seldom are guilty of imperfect work. Red tape, however, is a marvelous psychological reminder that the real final inspector is our customer. So you see, everyone at Leopold believes in red tape because it also means user satisfaction. Do some final inspecting of your own at your Leopold dealer's showroom. Inspect the contemporary desk shown below, and other units from the traditional, conventional and budget lines. See for yourself what a little red tape can do in the right hands . . . or write for literature on the styling you prefer.



THE
LEOPOLD COMPANY

914 Osborn Street • Burlington, Iowa • Since 1876
NEW YORK SHOWROOM: 25 West 43rd Street, Suite 320




Another **CONCEPT** IN **UVEX**®

Background for



ideas!



See UVEX Sheet in the "Working Display Lab" at Commercial Plastics and Supply Corp., New York City; panels by Spanex Products Corporation, Morrisville, Pa.



Color-compatible 3-tone letters and panels now possible with UVEX.

Your best ideas for paneling and displays command new design freedom with UVEX from EASTMAN. Its unique combination—of color stability, forming detail and durability—make UVEX ideal for many kinds of exterior and interior projects.

Compare UVEX Sheet with any high-impact plastic sheeting. Think about these advantages:

- High strength—makes possible thinner sections, for optimum light transmission and economy.
- Dependable forming—takes and holds finest detail; specifically engineered for common shop equipment.
- Eye-stopping lustre—stands out day or night, front- or back-lighted.
- All-weather toughness—for long life in outdoor signs and fasciae.


Write for further information on UVEX Plastic Sheet—the best background for your ideas.

Plastic Sheeting Division
EASTMAN CHEMICAL PRODUCTS, INC.
Kingsport, Tennessee
Subsidiary of Eastman Kodak Company

Eastman

UVEX®
PLASTIC SHEET

For more data, circle 14 on Inquiry Card





USE THIS 5-PLY VAPOR BARRIER UNDER CONCRETE AND YOU WON'T HAVE TO WORRY ABOUT RIPS AND TEARS LETTING MOISTURE THROUGH

A 1-ply vapor barrier — like 6 mil polyethylene — just can't take the job-site beating that this 5-ply barrier can. Moistop takes rough treatment and still stays intact . . . prevents the rips and punctures that allow moisture to get through to cause future damage. Moistop is a combination of tough, reinforced waterproof Sisalkraft plus polyethylene — and this 5-ply combination is far tougher than polyethylene by itself. Moistop has an MVT rating of 0.15 perms,

and exceeds FHA minimum property requirements. Available in 1,000 sq. ft. rolls, 72" and 96" wide, lays down fast over areas prepared for concrete slabs, basement floors and crawl spaces in homes. Specifications in Sweets File 8h/AM.

Send for additional information and samples. Write: American Sisalkraft, 73-M Starkey Avenue, Attleboro, Massachusetts. Other offices and plants in Cary, Illinois and Tracy, California.




AMERICAN SISALKRAFT
DIVISION
St. Regis
PAPER COMPANY

For more data, circle 15 on Inquiry Card



PLEXIGLAS...12 years without yellowing



That's what sets PLEXIGLAS® apart from all other plastics for lighting—its resistance to yellowing in long-time service. These lighting panels were installed 12 years ago in the president's office and board room of Lone Star Cement Corporation, New York City. Photos show them as they appear today.

Notice the complete absence of yellowing. The lighting is as pleasing and efficient as the day it was installed—proof that PLEXIGLAS has met the ultimate test of long-time service—proof that PLEXIGLAS will last the life of a lighting fixture. In addition to

resistance to discoloration, the breakage resistance, light weight and ease of handling of PLEXIGLAS make it the outstanding material for your lighting requirements.

For lighting that stands out and stands up, specify PLEXIGLAS. Write for literature and the names of manufacturers of lighting equipment utilizing diffusers and lenses of this Rohm & Haas 100% acrylic plastic.

**ROHM
&
HAAS**
PHILADELPHIA, PA. 19105



®Trademark Reg. U.S. Pat. Off., Canada and principal Western Hemisphere countries. Sold as OROGLAS® in other countries.

← For more data, circle 35 on Inquiry Card

For more data, circle 36 on Inquiry Card

Required Reading

A monthly roundup of reports on new books
of special interest to architects and engineers

Art Versus Man

THE IRRESPONSIBLE ARTS. *By William Snaith. Atheneum, 162 East 38th St., New York, N.Y., 10016. 264 pp. \$5.00.*

Architect-industrial designer-painter William Snaith, in this volume, makes a blistering attack on the forces that are pushing the arts beyond man's understanding, turning the arts into instruments of alienation. Snaith discusses developments in architecture, painting, sculpture and music, displaying in the process an impressive breadth of knowledge and understanding of each. He says, "Art has not lost its steam—only its purpose." Art, according to Snaith, is obsessed with originality, troubled by an advanced technology, has destroyed its disciplines and turned its back on man.

The author accuses the "artist-architect" of being more concerned with the fulfillment of esthetic goals than with serving human needs; of creating hollow sculptures to which people must adapt themselves. And adds, "We have now advanced from the glass greenhouse to the concrete grotto." He describes today as a period of rampant expressionism, which produces profoundly irrational "people containers." The several chapters on architecture include

thoughtful evaluations of the Seagram's fountains, Philharmonic Hall, the Yale Art and Architecture Building, the Guggenheim Museum, and others—as well as a discussion of the house.

Snaith traces the historic development of the dichotomy between art and man from its beginning in the early 1800's with the credo of "art for art's sake," and the growth of esthetic license to the point where painting, sculpture, and music have become, in his view, incomprehensible, non-communicative. He describes abstract painting as nihilistic outrage; laments the sculptor's concern with exploring the assembly of junk; and tells us that contemporary music has cut the important umbilical cord of tonality and "made a leap into a strange new world of sound."

Snaith accuses the group he describes as "the establishment"—artists, esthetes, mandarins (a powerful elite), tastemakers, collectors and status seekers—of developing an elaborate set of esthetic rituals and mumbo-jumbo to the point that art has become a private set of ideographs to which ordinary people have no key—so art is denied them.

Snaith writes well and makes his points with vigor and understanding, not in a carping tone, but more

This Month's Books

REVIEWS

Kenneth Clark, *The Gothic Revival* . . . 82

Staff of *Connaissance des Arts*, *Decoration*, Volumes I and II . . . 74

Garrett Eckbo, *Urban Landscape Design* . . . 52

Esther Jackson, *Art of the Anglo Saxon Age* . . . 74

Jean Selz, *Matisse* . . . 74

William Snaith, *The Irresponsible Arts* . . . 52

James F. White, *Protestant Worship and Church Architecture* . . . 64

BOOKS RECEIVED . . . 82

in the spirit that something he loves has been outraged. He is a painter of considerable achievement, with four one-man shows and several museum exhibitions to his credit. He makes the plea that "art needs man; the tricks are running out, originality has descended to novelty; meaning and nobility have given way to fashion. The artist must rid himself of the final inhibition—his distrust of man." Required reading for architects.—*James S. Hornbeck.*

Environmental Design


URBAN LANDSCAPE DESIGN. *By Garrett Eckbo. McGraw-Hill Book Company, Inc., 330 W. 42nd St., New York 36, 247 pp., illus. \$16.50.*

A Review


By Albert Mayer

I am glad that Eckbo wrote this book. It is precisely the kind of book that needs to have been written, and to be read. Read by whom? Answer: by architects, by landscape architects, by policy-making and policy-executing legislators and officials, and by laymen who are concerned

continued on page 57



The Princess® telephone adds interest to this beautiful den. For help in telephone-planning your new homes, just call your local Bell Telephone Company Business Office and ask for the Architects' and Builders' Service. See Sweet's Light Construction File, 11c/Be, for other residential telephone installation ideas.



ADD DRAMA to the homes you design by providing for built-in telephone outlets with wiring concealed within the walls. Interior beauty is heightened and protected, and telephone service is more flexible for a family's changing needs.



BELL TELEPHONE SYSTEM

Serving you

For more data, circle 37 on Inquiry Card



St. Mary's School
and Parish Hall,
Hammond, Indiana
Architects: Bachman
and Bertram,
Hammond, Indiana



When scarce school dollars dictate "multi-purpose" areas —
**specify Northern Hard Maple, for
 lowest yearly floor cost, by far!**

When your multi-purpose areas are floored with foot-friendly Northern Hard Maple, your building dollars take *multiple-duty* truly *in stride*. You have a floor that is superior to any poured-in-place floor or synthetic floor covering. You can use it freely for cafeteria or lunchroom service, as well as for every sport, social or school function . . . *including roller skating*. ■ It is beautiful. It is bright, cheerful, resilient, sanitary. Its endurance is prodigious. It adds much to the building's structural strength. Architect William J. Bachman observed of this floor: "*We find it gives proper resilience for all types of play — the only satisfactory floor for basketball and similar sports. Given reasonable care and proper finish, it will outlast all composition flooring.*" (Actually, Northern Hard Maple floors normally outlast the building). ■ **JUST OUT** — latest list of MFMA-approved floor finishes, tested by our official independent laboratories. Write for it, and for newly **REVISED GRADING RULES** (which upgrade the product), effective July 1, 1964. See Sweets — 13H-MA — for full data on MFMA-millmarked flooring, or write —



for SPORTS



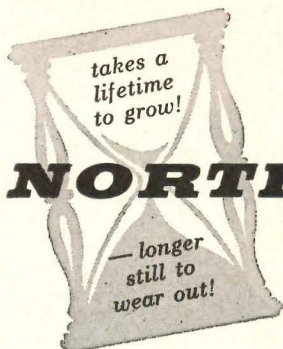
for DANCING



for CLASS ACTIVITIES



for GATHERINGS



NORTHERN HARD MAPLE

MAPLE FLOORING MANUFACTURERS ASSOCIATION
 Suite 1050 • 35 E. Wacker Drive • Chicago, Ill. • 60601

IN STRIP, BLOCK OR PATTERNED TYPES, NAILED, CLAMPED OR LAID IN MASTIC

For more data, circle 38 on Inquiry Card



SMOOTH GREEN



SMOOTH CORAL



SMOOTH GRAY



WEATHERED GREEN



SMOOTH BUFF



WEATHERED RED




WEATHERED BLACK




WEATHERED BROWN




SMOOTH WHITE



BLUE GLAZE ON DESIGNER PATTERN



YELLOW GLAZE ON SPANISH PATTERN



GREEN GLAZE ON DESIGNER PATTERN




Rowsey Memorial Chapel, Muskogee, Oklahoma—Archts.: Bennett & Crittenden, Dallas, Texas—Tile by Ludowici: Early American Gray Range

RELIGIOUS, RESIDENTIAL, INSTITUTIONAL and COMMERCIAL...Ludowici Roofing Tiles Adapt to All

Our representatives are always available to assist you on your special roofing problems

BRANCH OFFICES & REPRESENTATIVES:



565 Fifth Avenue
New York, N. Y. 10017
(212) OX 7-8090

740—15th Street, N.W.
Washington, D. C., 20005
(202) NA 8-8932

3200 Maple Avenue
Dallas, Texas 75201
(214) RI 8-4286

7848 Big Bend Boulevard
St. Louis, Missouri 63119
(314) 962-0200

• 1209 Manchester Lane
Charlotte, North Carolina 28212
(704) 537-9164

• 15400 Miles Avenue
Cleveland, Ohio 44128
(216) 752-4477

• Cincinnati
Dial Operator
ENterprise 1-0779

• 2240 Coral Way
Miami, Florida 33146
(305) 445-2214


• Pittsburgh, Pa.
Dial Operator
ZENith-0779

WEST COAST REPRESENTATIVE: International Pipe & Ceramics Corp., Los Angeles HAWAII REPRESENTATIVE: Lewers & Cooke, Ltd., Honolulu

LUDOWICI-CELADON CO. 75 EAST WACKER DRIVE, CHICAGO, ILLINOIS 60601 • 726-6740

Manufacturers of quarry tile, the nation's largest producer of roofing tile and NAILON Facing Brick

For more data, circle 39 on Inquiry Card



Is this sliding fire door really different?

Inside and out, from top to bottom, it's totally new! Overly's modern sliding fire door eliminates clumsy weights and pulleys. It opens easily, without noise. It won't rot, because there's no internal wood construction. A flush heavy-gage steel surface provides a more attractive appearance, and prevents damage in normal use. It has compact, easily installed hardware. It's especially adaptable where floor space and headroom are limited.

You can get the Overly Sliding Fire Door in single slide or biparting models—in full flush design or with vision lights. It's easily notched for conveyor tracks or monorails. And it's U/L labeled for 3 hours fire resistance. Those are just a few of its differences. We'll be happy to show you more. See our catalog in Sweet's, 16b/Ov.

Overly

MANUFACTURING COMPANY
Greensburg, Pennsylvania 15602
Los Angeles, California 90039

QV-6411

For more data, circle 40 on Inquiry Card

Required Reading

continued from page 52

with environment, and who are worried or *should* be worried about it. It actually succeeds in meeting the needs of these very various groups.

Eckbo makes the point again and again, though it can scarcely be said too often, that landscape is what we live in and are surrounded by, as ambient in a sense, as the air we breathe. It is not merely the verdant and other accents and insertions that sometimes surround buildings or fill the areas between.

In a major sense, it is the buildings that are the interlopers in the landscape, not the landscape that is an appendage to the buildings. Actually, and by and large, the landscape profession itself has accepted that more minor role. In our quantitatively great cities, it is easy, of course, to ignore the meaning of landscape, of non-building space, easy for builders of huge buildings (architects and entrepreneurs) to plan and to design in other than a spirit of reverence for environment, to design

in terms of the sterile zoning god. But actually, among the pavement and the bricks in the city, we must carve out and *redeem* landscape, for both the functional and spiritual-emotional reasons. We must do it singly and privately, as well as through government.

With so broad a concept as he visualizes, I am sorry the book is called "Urban Landscape Design," which somehow seems to me to shrink the comprehensive subject to which Eckbo actually addresses himself to the dimensions of a narrowly professional treatise.

A great part of the book is devoted to spirited discussion and illustration of actual specific programs, analysis, planning, design of various elements and scales in the environment. It is thus a stimulating technical-social exercise. There is enough of this, and in enough detail, so that one can learn, or admire, or argue with design programs, idioms and solutions. But the book is broader and deeper than this in another aspect also. Eckbo provides what is so far as I know, universally lacking in this kind of book. He deals trench-

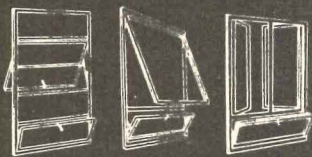
antly with what I have elsewhere called the underlying dynamics of development, points out in a number of different ways that we simply cannot design to our capacity and gifts and insights, under a system of speculative development which forces the sacrifice of so much in favor of easy salability, of maximum exploitation of maximum-priced land, of minimal equity investment, of quick turnover and of a tax system that reinforces and accentuates this condition. One doesn't expect the architect or landscape architect to become an economic expert. But a good infusion of these underlying hard realities has its real alerting importance.

The author notes with justice that this nihilistic laissez-faire is modified by institutional and civic scale and policy. But without any question the tune is called by the private developer-entrepreneur, not only on his individual enterprise, but also in the whole atmosphere and basic matrix of development.

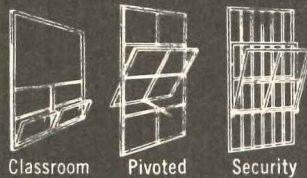
In still another aspect, the author's subject-matter transcends his

continued on page 64

Basic Types of Bayley Windows



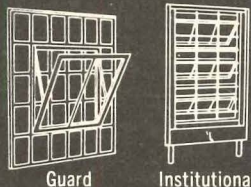
Projected Top-Hinged Casement



Classroom Pivoted Security



Continuous also WINDOW OPERATORS



Guard Institutional

BAYLEY Windows and Curtain-Wall Systems

ALUMINUM and STEEL CONSTRUCTION

The William Bayley Company has continuously served the construction industry for the past 85 years. During that time, they pioneered and are responsible for the many worthwhile developments in present-day design of Metal Windows. Also, Bayley was one of the first to develop Curtain Wall Systems. The objectives of Bayley Window design have always been to improve natural daylighting, vision and ventilation with an enduring window, and to constantly develop products in harmony with advancing architectural trends. The high quality and reliability of Bayley Windows has been proven in outstanding buildings throughout the world. The Nationwide Bayley Organization places on ready call a trained Window Engineer to work with you from inception to completion of a project, including installation by a trained crew when desired. Write.

FOR: Factory and Power Plants, Office Buildings, Commercial Buildings, Monumental Buildings, School Buildings, Hospitals and Sanitariums, Prisons and Institutions.



85 Years
of Reliability

The WILLIAM BAYLEY Company Springfield, Ohio

District Sales Offices

ATLANTA, GEORGIA 30305 CHICAGO, ILL. 60602 NEW YORK, N.Y. 10016 SPRINGFIELD, OHIO 45501 WASHINGTON, D.C. 20005
255 E. PACES FERRY RD. 105 W. MADISON ST. 280 MADISON AVE. 1200 WARDER ST. 1426 "G" ST., N.W.
404-237-0339 312-726-5996 212-685-6180 513-325-7301 202-793-2320

Licensed Representatives In All Principal Cities
Operating Through The Above District Offices.

For more data, circle 41 on Inquiry Card



NEW FROM KOHLER

the Farmington Lavatory... compact dimensions for countertop installations

The Kohler Farmington Lavatory is a compact model. In the trend setting oval shape it measures 19 $\frac{1}{4}$ "x 16 $\frac{1}{4}$ ", a size that permits counter installation of lavatories in countertops that are narrower, less expensive.

The Farmington is all Kohler quality. It is cast iron with heavy coatings of enamel fused to the metal for a long and beautiful life. It is available in all of the Kohler colors and offers deluxe touches such as two soap de-

pressions and front overflow with a chromium-brass ferrule. Adaptable to a variety of Kohler All-Brass Fittings. For more information, see your Kohler Distributor or write Kohler Co., Kohler, Wisconsin.

KOHLER OF KOHLER

Kohler Co., Established 1873, Kohler, Wisconsin

ENAMELED IRON AND VITREOUS CHINA PLUMBING FIXTURES • ALL-BRASS FITTINGS • ELECTRIC PLANTS • AIR-COOLED ENGINES • PRECISION CONTROLS

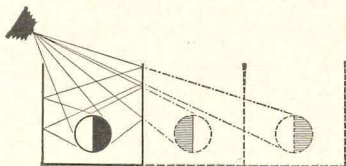
For more data, circle 42 on Inquiry Card

PILKINGTONS

lead the world in glassmaking



There's no more searching test of a glass than to make it into a mirror, and reflect an object in it again and again. There's no doubt which glass makes today's finest, truest mirrors. It is Float glass, invented and developed by Pilkingtons.



Pilkington glass is made or processed in up-to-date plants in nine countries, and behind every product are the vast resources of some of the glass industry's largest laboratories, working on quality control, and on research and development. Pilkington research and development produced Float glass which, with its new clarity and brilliance, outdates Plate glass in modern building, for mirror making and for toughening into safety glass. For the finest glass specify Pilkingtons.

There's an up-to-the-minute glass in the Pilkington range for every building need:
 Float • Plate • Sheet
 Patterned • Wired • Heat-Absorbing
 British Structural Glass
 "Armourplate" and "Armourcast" Doors
 Coloured Cladding Glass
 Domes • Glass Blocks
 "Insulight" Double Glazing Units
 Diffuse Reflection Glass
 Louvre Blades

For further information please write to: U.S.A. Sales Dept., Pilkington Brothers (Canada) Ltd., 55 Eglinton Avenue East, Toronto, Ontario
 PILKINGTON BROTHERS LIMITED, ST. HELENS, LANCASHIRE, ENGLAND.

FOR MODERN BUILDING SPECIFY GLASS BY PILKINGTONS—INVENTORS OF FLOAT

For more data, circle 43 on Inquiry Card

"4800 SOUTH SHORE" APARTMENTS, Chicago
 Architect: Loewenberg & Loewenberg
 General Contractor: Gust K. Newberg Const. Co.

All-the-way Award Winners usually have
☪ CAST IRON SOIL PIPE DRAINAGE SYSTEMS

External design may get public acclaim, but owner and occupant satisfaction begins deep inside. The reason why most big and important buildings have ☪ Cast Iron Soil Pipe drainage systems.

You specify century-proved dependability when you choose Cast Iron Soil Pipe—the one piping material approved by every Plumbing Code in the nation! And you assure safe, trouble-free drainage for the building's life.

☪ Cast Iron Soil Pipe resists the corrosive effects of all ordinary sewage acids and chemicals, and human wastes. Nails can't puncture it. Properly installed by the plumbing contractor, the joints stay watertight and gastight; don't open up with building vibration and

settling. Nor, underground, with ground movement or under the weight of backfill, thus preventing infiltration, sewer backup, exfiltration.

The ☪ grademark on Cast Iron Soil Pipe certifies conformance to Commercial Standard CS188, established for public protection by responsible American manufacturers through the Cast Iron Soil Pipe Institute. This mark sustains your specification of quality and performance.

Free Pads of ☪ Specification Form—mail coupon below. Apply this convenient gummed label form on your written specifications to be sure CS188 quality Cast Iron Soil Pipe is supplied. Also check coupon for Book of Standards if you don't have one.



CAST IRON SOIL PIPE INSTITUTE


1824-26 Jefferson Place, N.W., Washington, D. C. 20006

MEMBERS OF THE INSTITUTE



Alabama Pipe Company
 The American Brass & Iron Foundry
 American Foundry
 Anniston Foundry Company
 The Buckeye Steel Castings Company
 Buffalo Pipe & Foundry Corp.
 The Central Foundry Company
 Charlotte Pipe and Foundry Company

Clay & Bailey Mfg. Co.
 East Penn Foundry Co.—Subsidiary of
 Tyler Pipe and Foundry Company
 Glamorgan Pipe & Foundry Co.
 Krupp Division—Buffalo Pipe &
 Foundry Corp.
 Rich Manufacturing Company
 Russell Pipe and Foundry Co., Inc.

Shafer & Son Foundry, Inc.
 Tyler Pipe and Foundry Company
 United States Pipe and
 Foundry Company
 Universal Cast Iron Manufacturing
 Company
 Western Foundry Company
 Williamstown Foundry Corporation



UNQUESTIONED ENDURANCE...WHEN IT'S CAST IRON SOIL PIPE


Endurance is an important word to every materials specifier. It means long lasting. In the case of plumbing drainage piping, it's  Cast Iron Soil Pipe that lasts longest. It has rugged wall strength. Joints stay watertight and gastight. Corrosive acids and alkalis in ordinary sewage have virtually no effect on it, even after generations of service. Below ground as above ground,  Cast Iron Soil Pipe resists attack. Neither roots nor ground water can penetrate it. These are important facts to remember when you specify for big buildings.




More Features!

- Puncture-proof
- Resists corrosion
- Smothers noises
- Stops roots
- Won't crush
- Lasts a lifetime
- Every code O.K.'s 5-ft. lengths
- Now made in 10-ft. lengths —needs fewer joints
- Plumber installed
- 1st choice for big buildings and homes

"You Can See...Feel... Hear the Difference!"




Cast Iron Soil Pipe Institute, Dept. B
 1824-26 Jefferson Place, N.W., Washington, D.C. 20006
 Gentlemen: Please send us:
 _____ Pads of  Specification forms (25 in pad)
 _____ Book of Standards (CS188) for Cast Iron Soil Pipe and Fittings

Firm name _____
 Your name, title _____
 Address _____
 City _____ State _____ Zip Code _____

For more data, circle 44 on Inquiry Card

"Now about the lighting..."




"Hey, Ed, I think that electronic brain is trying to tell us something."




"It says, install fixtures with lighting shields of CRYSTAL CLEAR LUCITE. They never have a yellowing problem."

"A wonderful idea."

Amazing machine it came up with the answer before I ever asked the question."



"And the right answer, too."



"I wish all their questions were that easy."

Forster

Get the answers to your questions by writing for a free lighting booklet and more information on acrylic lighting shields made from LUCITE. Write: Du Pont Company, Dept. AR-11, Room 2507L, Wilmington, Del. 19898. (Du Pont does not make or sell lighting shields, but supplies LUCITE acrylic resin and acrylic monomer to lighting manufacturers.)



LUCITE®

For more data, circle 45 on Inquiry Card



YOUR SALE STARTS HERE



WATERLILY Schlage's new, exclusive design reflects the simplicity and charm of sculptured metal. Softly contoured knob is effectively emphasized by the oxidized brass finish shown here. Also available in other standard finishes. Knob, 2" diameter; rose, 3-5/8" diameter.

Beauty you might have designed yourself What a wonderful opportunity to specify locks throughout your building that tie in with your own design ideas! Here is quality you—and your client—can see and *feel*. This exclusive Schlage design is one of a group of new styles for commercial and residential use.  It pays to specify the best—you get so much more. The beauty of a Schlage Lock never grows old. It gives long, trouble-free service. No wonder so many architects and designers specify Schlage.  For a free, colorful folder illustrating new, exciting lock designs, ask your Schlage sales representative. Or write directly to the Schlage Lock Company, 2201 Bayshore Boulevard, San Francisco 19, California.

SCHLAGE

SCHLAGE LOCK COMPANY - SAN FRANCISCO • LOS ANGELES • NEW YORK • CHICAGO • VANCOUVER, B.C.

For more data, circle 46 on Inquiry Card

Required Reading


continued from page 57

title. He rightly includes the natural environment of the rural and metropolitan rural areas, and what we can do to retain and enhance their value in the face of the encroaching and leap-frogging metropolitan complexes. In this connection, I regret that he has failed to note and discuss the brilliant British concept and

practice of the inviolate greenbelt, so little known here and so deeply fruitful. The greenbelts will make an indispensable addition to the present important expansion in our acquisition and preservation of scattered open spaces, being based on a sense of order and urban relationship to open land, and standing as the symbol and actuality of the limitation of urban anarchy and arrogance and excessive disorderly reach.

I find myself reviewing books

from time to time: generally, as in this case, for two reasons. It is a book I feel I must read. And the only way to assure doing it, pressures being what they are, is to undertake to review it. The second is that books which architects feel they ought to read and to own, are high-priced. This one costs \$16.50. One can't afford that kind of money too often for a book. But why must books be so expensive? Take this one. Excellent as it is, it would have been more excellent if it had been considerably shorter. The thinking, welcome as it is, would have gained by being seriously compressed. And, hold your breath: it is excessively illustrated—an unusual complaint. Grateful as one is for adequate provocative illustrations, somewhere around half or two-thirds of the illustrations would, in my judgment, have been amply inclusive and illustrative of varied approaches and the various issues. It would have made a sharper impress. But if you've got the \$16.50, buy the book and read it.



I.B.M., Yorktown, N.Y.
Architect: Eero Saarinen & Associates

A Complete Line of Electric and Manual Folding Partitions

TORJESEN

*can solve your
every partitioning
problem!*



Elmont Memorial High School, Elmont, N.Y.
Architect: Frederick P. Wiedersum

AUTOMATIC ELECTRIC PARTITIONS MANUAL PARTITIONS

- (a) Top Hung — Center Pivot — All Hinged
- (b) Top Hung — Center Pivot — Pair or Individually Operated
- (c) Top Hung — Edge Pivot — Pair Operated
- (d) Bottom Bearing — Edge Pivot — Pair Operated
- (e) Bottom Bearing — Edge Pivot — Individually Operated

HIDDEN PARTITIONS

- No Floor Track
- No Exposed Hardware
- Remote Stacking

• Write for fully detailed catalog with 3" scale drawings, specifications and full color installation photographs; contains Toropoly panel samples and Vinyl color swatches

TORJESEN, INC.

209-25th STREET, BROOKLYN 32, N.Y. • TEL: 212 South 8-1020
TORJESEN OF CANADA, LTD., 128 CARTWRIGHT AVE., TORONTO 19, ONTARIO
Affiliates: BAR-RAY PRODUCTS, INC. • X-Ray Products and Radiation Protection
CAPITAL CUBICLE CO., INC. • Hospital Cubicles and Track

Religion and Architecture

PROTESTANT WORSHIP AND CHURCH ARCHITECTURE. *By James F. White.*
New York Oxford University Press.
224 pp. \$6.00.

This unusual book on church architecture is both a history and an analysis of forms of Protestant worship and of their effect on the design of religious buildings. Although the part of the church actually used for worship is often relatively small in relation to the total building, it is vital that its function should be properly understood.

Dr. White's book is an attempt to interpret the various approaches to Protestant worship and to relate them to appropriate architectural solutions. The book is certainly controversial, but is undoubtedly of interest to theologians, to architects concerned with church building and to all who are interested in the role of the church in present day society. The absence of photographs seems a pity, as some of the points would have been made more effectively with cogent illustrations to supplement the use of plans.

continued on page 74

For more data, circle 47 on Inquiry Card



Marina City, twin 60-story apartment towers in Chicago. Architect, B. L. Goldberg, A. I. A.

Marina City operating costs well under estimates



After enjoying the advantages of all-electric living for a full year, Marina City residents are finding their utility bills to be at — or below — the original estimates.

The actual billing for 209 of the first 248 apartments occupied was adjusted downward an average of \$4.66 per month, by Commonwealth Edison, the serving utility, while 29 remained at the level estimated. Only 10 of the apartments had an increase in budget billing, averaging \$3.30 monthly.

Total electrical costs for the 248 apartments — including space heating, air conditioning, lighting, cooking, hot water, television and all other appliances averaged \$14.47 per month, or \$173.64 annually.

Marina City apartments are heated and cooled with General Electric baseboard heating and thru-the-wall air conditioners in a climate with an annual average of 6113 degree days.

Marina City, through its modern trend-setting design, has proven that all-electric construction is practical — and economical — even in Chicago's extreme winters.

For more information on General Electric's program for total-electric apartment construction, contact your General Electric major appliance distributor, or write to Construction Market Development Operation, General Electric Company, Appliance Park, 6-230, Louisville, Kentucky.

Charles R. Swibel is President of the Marina City Management Corporation, now involved in the construction of the total-electric office building adjacent to the twin towers.




GENERAL  ELECTRIC

For more data, circle 48 on Inquiry Card

For more data, circle 49 on Inquiry Card ➔

TWO HOUR FIRE RATING with steel roof deck

**New Underwriters'
Laboratories
assignment permits
wider use of fast,
economical steel
construction,
with important
insurance savings!**



U. L. two-hour fire rating for steel roof deck *without concrete covering* means that now you can save as much as ten to twenty percent over conventional fire resistive roof construction! Equally important, you gain the advantages of lighter weight, quick installation, and earlier occupancy.

**SEND COUPON FOR FREE BOOKLET or
contact your local MRDTI member**

METAL ROOF DECK TECHNICAL INSTITUTE
53 WEST JACKSON BOULEVARD • CHICAGO, ILLINOIS 60604

Airtherm Manufacturing Company • Bowman Steel Corporation • Ceco Steel Corporation • Fenestra, Inc. • Granco Steel Products Company • Inland Steel Products Company • Macomber, Inc. • The R. C. Mahon Company • Plasteel Products Corporation • Republic Steel Corporation, Manufacturing Division • H. H. Robertson Company • Sheffield Division, Armco Steel Corporation • Wheeling Corrugating Company



METAL ROOF DECK TECHNICAL INSTITUTE
53 West Jackson Boulevard, Chicago, Illinois 60604

Send new, complete booklet on two-hour fire rating for steel roof deck.

Name _____ Title _____
Company _____
Address _____
City _____ State _____ Zip _____

For more data, circle 50 on Inquiry Card

Required Reading

continued from page 64

New Books on Art

ART OF THE ANGLO SAXON AGE. *By Esther Jackson. The Richard R. Smith Co., Inc., Peterborough, N.H. 176 pp., illus. \$5.95.*

Ancient Saxon parishes were the source of inspiration for this illustrated study of England's churches as well as sculpture and illuminated manuscripts of the five centuries preceding the Norman conquest. Though largely photographic, the book has an accompanying text which touches briefly upon religious and historical events of the period—and the photographs show so naturally the richness of the art.

MATISSE. *By Jean Selz. Crown Publishers, Inc., 419 Park Avenue South, New York, N.Y., 10016. 95 pp., illus. \$3.50.*

Some 75 of Matisse's works, from the Fauve period to his last paintings, are reproduced in this handsome little book. The text illuminates his personality and his art.

Interior Design

DECORATION, *Volumes I and II. By the editors of Connaissance des Arts. French & European Publications, Inc., 610 Fifth Ave., New York, N.Y., 10020. Vol. I, 328 pp., illus. \$27.50. Vol. II, 320 pp., illus. \$24.50 until January 1965, and \$27.50 thereafter.*

The staff of *Connaissance des Arts* have compiled a two-volume set of books on interiors intended to represent the French idea of what is best in the world of decoration (not much of it contemporary in inspiration). The books are indubitably beautiful, decorators' books of decoration, each containing a multitude of photographs and color plates.

The first volume analyzes the fixed elements of the décor and turns to a synthesis of background with furniture and objects of art. Volume II
continued on page 82

For more data, circle 51 on Inquiry Card ➤




Pacific Gas & Electric Co., San Rafael, Calif. Carl F. Gromme and Ralph B. Priestley, AIA, Architects General Contractor: MacDonald, Young & Nelson, Inc. KALCOLOR® aluminum curtain wall: Kawneer Company, Richmond, Calif., Niles, Mich.

P. G. & E. SPOTLIGHTS THIS SUNSCREEN EVERY NIGHT—IT'S SUNFAST KALCOLOR® ALUMINUM




KALCOLOR aluminum in a range of enduring colors—beautiful under any change of light—has made new shopping center and office design a pleasure. This office of Pacific Gas & Electric, for example, spotlights a gentle amber sunscreen; rich black framing; and a storefront of greys and amber. Day or night, its beauty is guarded by advantages of KALCOLOR anodizing—excellent color match, abrasion resistance, and resistance to discoloring. The colors match because they stem from alloy constituents (not dyes). Most important: KALCOLOR is the only anodized aluminum in a range of colors as wide as that represented in the circles below, already proven in existing exteriors. See Sweet's File 6a/Ka. To locate KALCOLOR products made by our independent fabricator customers call Kaiser Aluminum in your city . . . or write Dept. 845g, Kaiser Center, Oakland 12, California.



**KAISER
ALUMINUM**

COLOR IN ARCHITECTURE... ACHIEVED WITH ALUMINUM



Fire!



...and every door closes. 

Yale is on the job! The Yale electromagnetic door holder—which keeps doors open for convenience and comfort, and to expedite traffic—automatically releases these doors in emergencies. Then a Yale door closer completes the job. Used with any Underwriters' approved smoke and fire detector, the Yale electromagnetic door holder provides an extra measure of safety. The detector may be located in a remote part of the building (such

as the basement where fires are likely to smoulder). Automatically, safety and fire barrier doors are released long before fire reaches critical areas of the building. A good idea to consider in your plans for schools, hospitals and other institutional buildings where access doors are kept open during traffic periods, don't you think? We do. And we're pretty knowledgeable about safety and integrity of design. We've been working at it since 1868.

YALE
THE FINEST NAME IN
LOCKS AND HARDWARE
YALE & TOWNE

For more data, circle 52 on Inquiry Card

For more data, circle 53 on Inquiry Card →

Now, for the first time, a carpet that can be used outdoors and indoors!



POOLSIDE




EXPOSED WALKWAYS



LOBBIES



MOTELS



SCHOOL LIBRARIES



HOSPITALS



OFFICE AREAS



TERRACES



RESTAURANTS

Nine decorator colors starting at 12 o'clock going clockwise on star: Terrace Green, Oatmeal, Terrace Cardinal, Avocado, Terrace Bronze, Charcoal, Regal Blue, Brownstone, and Sapphire (center).

Ozite Outdoor-Indoor Carpet made with Vectra* polypropylene olefin fiber is not just another floor covering in competition with those you already know. It's in a class by itself—an entirely new *kind* of floor covering with features other carpets just don't have. The result? It opens up scores of new decorating ideas never before possible with conventional carpeting. Check the assignments you're working on now. You'll be surprised how many ways you can find to add dramatic creative touches with this new carpet. Turn this page for details on the remarkable technical advantages of Ozite Outdoor-Indoor Carpet made with new Vectra polypropylene olefin fiber.




Ozite Outdoor-Indoor Carpet made with **Vectra** olefin fiber

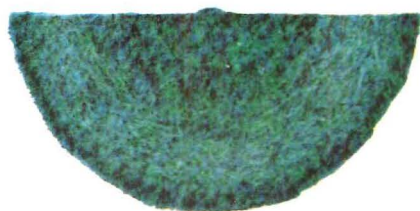
As advertised in **LIFE** magazine

The Vectra Company • A division of National Plastic Products Company, Inc., Odenton, Md. Carpet made by the Ozite Corp., 7-120 Merchandise Mart, Chicago.
*Vectra is the exclusive trademark of National Plastic Products Company, Inc. for its olefin fiber. Vectra makes fibers only, not fabrics or carpets.

Tests prove the superiority of Ozite Outdoor-Indoor Carpet made with Vectra* fiber over floor covering costing twice as much!




3,000 revolutions of abrasion test have \$11.95 retail acrylic carpet down to the backing!




But, the abrasion wheel (Standard Taber Abraser), which can quickly spin off years of hard wear, barely makes a dent in new Ozite Outdoor-Indoor Carpet made with remarkable new Vectra polypropylene olefin fiber. Ozite's unique manufacturing method permits the use of staple fiber of higher tensile strength than normally used in regular carpeting.

Fadeometer Test




Wool 100 hours Acrylic 160 hours



Nylon 100 hours Polypropylene without stabilizers 216 hours Polypropylene with stabilizers Over 2,000 hours

Most manufacturers of piece-dyed carpets try for 40 to 60 hours fade resistance. Even stock-dyed carpets strain to reach 200 hours. The special stabilizing chemicals used in the solution-dyed Vectra fiber enables it to resist ultra-violet rays—and permits Ozite to guarantee its carpet to withstand 500 hours of Fadeometer test without discoloration!

Stain Resistance




Wool Polypropylene

Vectra polypropylene fiber is resistant to most harmful chemicals that tend to bleach and stain competitive products, including most acids, alkalis, salts, solvents, and oxidizing agents. Ozite Outdoor-Indoor Carpet resists spotting and bleaching from ammonia, chlorine, coffee, tea, soft drinks, shoe polish, merthiolate, mustard, catsup—practically everything, including the accidents of dogs and children. Insects and mildew do not attack polypropylene. Fungus growth is not supported by the fiber itself. It does not absorb moisture—can't shrink, rot, or mildew. And it's non-static and non-allergenic, too.

Competitive carpet fibers absorb moisture to varying degrees, up to 27%.

A filament of Vectra reacts to water much like a solid glass rod. The water rolls right off. Vectra olefin fiber has zero (0%) moisture regain.



Easy to install. Cuts with scissors or knife. Lies flat. Doesn't curl. No binding of exposed edges necessary. Does not need carpet cushion, tacking, or professional installation. And no adhesive is required. If desired, waterproof cement may be used outdoors. Indoors, double-faced tape may be used, or cement if you prefer.

And it's a breeze to maintain! Can actually be hosed clean. Simple to patch. Because Vectra fiber is impervious to moisture it can either be scrubbed clean or vacuumed. It dries fast. And patching for cigarette burns (can happen to any carpet, you know) is easily done in minutes with a razor blade and leftover pieces—and it won't show!

Every claim guaranteed by the Ozite Corporation.


Write today for full information.

OZITE CORPORATION

7-120 Merchandise Mart
Chicago, Illinois

Please send me your 12-page color brochure with complete details on new Ozite Outdoor-Indoor Carpet, plus sample swatches of the carpet.

Name _____
Firm _____
Address _____
City _____
State _____
Zipcode _____




If you can design it, you can make it
WHITE AND WATERPROOF... with
Addex Color-Shield over Addex Heavy Duty Roof Shield

No matter what shape your thin shell roof takes, here is the one waterproofing and decorative surfacing specification that really works, really makes that prominent roof spectacularly white and weather tight. **Roof Shield** waterproofs. Because it is free of lap lines, seams and joints, it emphasizes the unbroken monolithic character of today's advanced roof designs. **Color-Shield** decorates. It is a highly pigmented white emulsion coating for Roof Shield that reflects its whiteness for years. And renewing the surface is as simple as applying a coat of paint. Color-Shield's high reflectivity permits only one-fifth as much heat to enter the building through the roof as a conventional black surface, keeping interiors cooler and air conditioning costs lower.

Royal Castle Restaurant
 Cleveland, Ohio
 Architect: Fred S. Toguchi
 Contractor: Leo W. Schmidt Co.

FOR COLOR-SHIELD AND
 ROOF SHIELD SPECIFICATIONS,
 WRITE TO DEPT. Q-3,
 ADDEX MANUFACTURING CO.,
 WICKLIFFE,
 OHIO



For more data, circle 54 on Inquiry Card

**NEW HIGH STYLE CONCEPT IN
 SOLID PLASTIC SEAT DESIGN**

BENEKE 1680
 ELONGATED

High strength, injection molded plastic. Concealed offset hinges have metal posts and nuts—hold seat in "up" position without special mechanisms—check seat and cover from striking tank or valve handle. Exclusive "Unified Design" hides hinges—gives chair-like appearance—improves sanitation and eases cleaning. Available in major fixture colors and a complete range of open front, closed front; with cover and without cover models.

BENEKE CORPORATION
 COLUMBUS, MISSISSIPPI

Write today for complete information, or see Sweets ^{26 a}/_{Be}

For more data, circle 55 on Inquiry Card

FIAT TOILET ENCLOSURES FIRST IN
 FEATURES/PERFORMANCE/DELIVERY

- Quality of product and design backed by 40 years of manufacturing experience and experimentation.
- Years ahead engineering results in greater durability, lower maintenance costs and easier installation.
- Only FIAT offers you the advantage of 5 factories strategically located to save on shipping and expedite delivery.

See Sweet's ^{22b}/_{FI} or write for Literature



NEW YORK CHICAGO LOS ANGELES SOUTHEAST CANADA

FIAT METAL MANUFACTURING CO., INC.
 Michael Court, Plainview, Long Island, N.Y.


For more data, circle 56 on Inquiry Card

Spring

Fall




1 mo.




3 mo.



6 mo.



1 yr.



2 yrs.

Weather Report:



When USS COR-TEN Steel comes from the mill it looks like any other steel, but after blast cleaning and exposure to the elements, dramatic changes occur. When used bare for building exteriors, COR-TEN Steel gradually weathers through a spectrum of oranges, russets, browns and charcoal blues until it attains a dark, rich color and even texture that only nature can impart. This distinctive oxide inhibits further corrosion and preserves the structural integrity of the steel and, unlike most man-made materials, becomes more handsome with age. COR-TEN Steel's ability to weather beautifully is graphically illustrated on the facing page.

The samples at left were cut from a single COR-TEN Steel plate. Each piece is 4" x 6". The samples were placed out-of-doors on weathering racks inclined at a 30° angle at United States Steel's Applied Research Center, Monroeville, Pennsylvania. One set was exposed in the spring, the other in the fall. At the intervals indicated, the samples were removed until progressive sets covering a two-year period were obtained.

Note that while the set started in the spring weathered more rapidly in its earlier stages due to increased rainfall, both sets exhibit virtually the same color and texture after approximately two years' exposure. Also evident in the early stages of exposure is the slightly lighter drip line which occurred at the lower edge of each sample.

This, too, disappeared between the six-month and one-year exposure periods. The rich, natural color exhibited by the two-year samples can be expected to darken still further with longer exposure.

The atmosphere in which these samples were exposed can be classified as semi-industrial. The time period required to attain these colors in other locations may vary depending on weather conditions, degree of air pollution, and direction of exposure.

USS COR-TEN Steel offers an added bonus. It is a high-strength low-alloy steel up to 40% stronger than structural carbon steel, so it can be used in thinner sections to cut weight. It is also weldable.

USS COR-TEN Steel is available in all rolled steel products—plates, structurals (including wide flange), bars, sheets, strip, and tubular products.

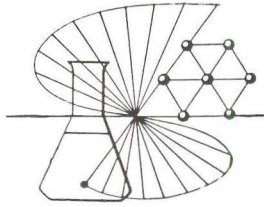
A word of caution: Bare COR-TEN Steel may not be appropriate for all applications. A thorough understanding of its properties and limitations is important for its satisfactory use. Write for our new booklet, "USS COR-TEN Steel for Exposed Architectural Applications," or contact a USS construction representative through your nearest USS Sales Office. United States Steel, Room 7374, 525 William Penn Place, Pittsburgh, Pa. 15230. *USS and COR-TEN are registered trademarks.*

for architectural achievement



United States Steel

FRESH!



IMAGINATIVE USE OF STIMULATING MATERIALS

You can select distinctive Haws fountain designs that keep pace with your own architectural ideas. They're fresh! Here are a few for your appraisal: detailed specs are yours for the asking.

Fiberglass

HDFC electric water cooler, AIR COOLED! Semi-recessed wall model, molded in strong fiberglass. In 3 colors or white.


Hard Anodized Aluminum

7L wall fountain in cast Tenzaloy aluminum, hard anodized to rich bronze finish that stands up under rough usage. Here's a real beauty: and practical, too!

7J wall model with same hard anodized finish as 7L, above. Features Haws easy-action push-button valve.

Stainless Steel

10V multiple wall fountain, new from every angle, featuring push-button valves.





Model 10V

Model HDFC

Model 7L

Model 7J



DRINKING FOUNTAINS

products of

HAWS DRINKING FAUCET COMPANY
1441 Fourth Street • Berkeley 10, Calif.

Since 1909

Required Reading

continued from page 74

defines language in current use among decorators—the Original, the Informal, the Grand Manner and the Romantic.

Architects should enjoy most the homage decoration pays the architect.

New Edition

THE GOTHIC REVIVAL. By Kenneth Clark. Penguin Books Inc., 53 West 43rd St., New York, N.Y., 10036. 218 pp., illus. Paperbound, \$1.45.

This is a new edition of Sir Kenneth Clark's 34-year-old classic on the Gothic Revival.

Books Received

ENGINEERING MEASUREMENTS. By B. Austin Barry. John Wiley & Sons, Inc., Publishers, 605 Third Ave., New York, N.Y., 10016. 136 pp. Paperbound, \$2.95.

THE GREAT AGES OF ARCHITECTURE. By Bodo Cichy. G. P. Putnam's Sons, 200 Madison Ave., New York, N.Y. 440 pp., illus. \$20.00 until January 1, 1965 and \$25.00 thereafter.

VICTORIAN ARCHITECTURE. Edited by Peter Ferriday, J. B. Lippincott Company, East Washington Square, Philadelphia 5, Pa. 306 pp., illus. \$8.95.

URBAN DEVELOPMENT IN CENTRAL EUROPE. By E. A. Gutkind. The Free Press of Glencoe, The Macmillan Company, 60 Fifth Ave., New York, N.Y., 10011. 481 pp., illus. \$17.95.

LOUIS C. TIFFANY, REBEL IN GLASS. By Robert Koch. Crown Publishers, 419 Park Avenue South, New York, N.Y., 10016. 246 pp., illus. \$7.50.

HABITATION, Volume III. By J. H. van den Broek. American Elsevier Publishing Company, Inc., 52 Vanderbilt Ave., New York, N.Y., 10017. 350 pp., illus. \$29.50.

THE URBAN COMPLEX. By Robert C. Weaver. Doubleday & Company, Inc., Garden City, New York. 297 pp. \$4.95.

CAIRO, CITY OF ART AND COMMERCE. By Gaston Wiet, translated by Seymour Feiler. University of Oklahoma Press, Norman, Okla. 170 pp., illus. \$2.75.

HOSPITAL DESIGN AND FUNCTION. By E. Todd Wheeler. McGraw-Hill Book Company, 330 West 42nd St., New York, N.Y., 10036. 296 pp., illus. \$13.50.

For more data, circle 58 on Inquiry Card

For more data, circle 59 on Inquiry Card ➔

You can keep ^{\$}131⁶¹ from going out the window



with solar control
by "Flexalum" Aluminum Blinds

\$131.61 for every 18 sq. ft. window in your building, that is. By reducing your cost of air conditioning.

Flexalum Aluminum Blinds control the heat of the sun in modern buildings with massive glass areas, so they lower the air conditioning capacity required. Lower it by a ton for each 136 sq. ft. of glass.

In dollars and cents this means a savings in original air conditioning of \$118.80 for every 18 sq. ft. window

*All figures for typical West exposure, New York City.

plus \$12.81 every year in operating savings and financing costs (7 times the cost of the blinds).*

Want proof? Send for your copy of the pioneer study: "Cost analysis of Solar Controls" by Alfred J. Jaros, Jr. of Jaros, Baum and Bolles, Consulting Engineers, New York. This article, from the July 1963 issue of *Buildings Magazine*, explains the most efficient way to handle the large glass areas in today's modern buildings.

Flexalum

Bridgeport Brass Company
30 Grand Street, Bridgeport 2, Conn.

Please send me a copy of the Jaros study on solar control.

MR. _____

TITLE _____

FIRM _____

ADDRESS _____

CITY _____ ZONE _____ STATE _____



For more data, circle 60 on Inquiry Card

MONO[®]

LASTO · MERIC

1-Part Acrylic Terpolymer Sealant

super-adhesion
withstands severe weather,
assuring long-time sealing
of construction joints
in giant radar
Early Warning System



140-foot-diameter radome produced by Goodyear Aerospace Corporation to protect giant early warning radar antenna



**MONO WAS SPECIFIED TO SAFEGUARD
AGAINST SEALANT FAILURE**

Huge plastic radomes fabricated by Goodyear Aerospace Corporation protect giant radar antennas from snow, rain, and gale-force winds.

Effective sealing of the construction joints on these gigantic 140-foot-diameter radomes called for a sealant to meet these objectives:

- must withstand severe weather conditions and normal panel movement without adhesive or cohesive failure.
- must permit easy workability and application under difficult conditions (presence of moisture, low temperatures, caulking from boatswain chairs).
- must attain positive adhesion without the aid of primers, or surface conditioners.

All known sealants such as polysulfides, butyls, epoxies, silicones, and Tremco's *exclusive* 1-part acrylic terpolymer sealant (MONO) were evaluated. But only MONO met all the above objectives for this critical national defense project. Moreover, it was the only quick skinning type sealant that offered a factor of safety . . . it will reseal, or readhere should moisture, dust, or other deterrents prevent initial adhesion.

OTHER FEATURES

- economical and safe; 1-part factory-mix eliminates hazards and high cost of job site mixing
- saves labor and materials; does not require primer or surface conditioner
- non-staining without primer on all types of masonry
- high resistance to ultra-violet rays, moisture, oxygen, etc.
- 250% elongation at 20° F.; withstands cyclical movement
- will not sag in joints 1/2" x 1/2", or 3/4" wide x 1/4" deep
- wide range of fast colors; unlimited color matching.
- security of performance; 20 year minimum life expectancy

MONO-LASTO-MERIC now is covered by U.S.


Federal Stock Catalog Number 8030-985-7119.

For further data call your Tremco Representative or write:

THE TREMCO MANUFACTURING COMPANY, Cleveland, Ohio 44104



FOR INFORMATION ON TREMCO SEALANTS
CHECK SWEET'S



What makes Otis' new: **INSTANT ELEVATORING*** provide such fantastically fast elevator service? An almost incredible electronic supervisory system. One so traffic sensitive, so anticipatory that it can start your car on its way before you touch a call button.



AUTOTRONIC® UNLIMITED ELEVATORING


Otis®

Your local OTIS man has the details. For any traffic: heavy or light. For any building: large or small. Otis Elevator Company 260 Eleventh Avenue New York 1, N. Y.



Only the cost is ordinary!

These extraordinarily appealing offices were created solely with standard furniture that sells at production line prices. But the effect is one of custom styling, with an originality and freshness you'd expect would cost much more to achieve. SCO is the reason. With Steelcase Coordinated Offices, files, desks, chairs, upholstered pieces — even letter trays and wastebaskets — are fully coordinated in color, design and function. Wouldn't SCO help make your planning a little simpler? For your copy of a fully illustrated brochure all about SCO, write Department G. Steelcase Inc., Grand Rapids, Michigan; La Mirada, California; Canadian Steelcase Co., Ltd., Don Mills, Ontario.



STEELCASE INC

For more data, circle 62 on Inquiry Card



HOW ARCHITECTS PRACTICE INTERIOR DESIGN

A summary of interviews

By W. B. Foxhall

There are at least three good reasons why architects are increasingly providing services in interior design, not only in the specification of finishes and fixtures but in the selection of fabrics and furnishings as well. The reasons are: (1) to control the palette of materials and colors of a whole building, inside and out, thus maintaining unity and increasing the depth of concept; (2) to perform a total professional service as agents for clients in coordinating all aspects, technical and esthetic, of buildings and their enclosed spaces; (3) to get paid for that service on a professional basis.

It was the first of these reasons that impelled Gyo Obata (Hellmuth, Obata & Kassabaum, Inc.) to look into the possibilities—and complexities—of interior design services. It soon became apparent that the service would indeed provide a welcome and unifying extension of architectural design, especially for owner-occupant clients. It also became apparent, however, that the architectural office must commit itself in a real way to a truly specialized design service. It must set up to provide that service. And it must integrate interior design services with the whole architectural operation.

Accordingly, an architect of demonstrated skills in interior design was engaged to head a separate department. This department is brought in at the working drawing stage to work out interior designs and coordinate the full range of materials for the building and its interiors. The department reports to Mr. Obata in the design area of the firm's practice. The firm does not enter into the purchasing of materials or furnishings. It writes specifications for them and obtains bids from interior contractors. Fees are based on a multiple of payroll.

The Market Place

Problems in purchasing, contracting and fee structure underscore some of the characteristics of interior design practice which can develop a certain amount of grief for architects whose objective is to perform a total professional service. Historically, the business of purchasing fabrics and furnishings at discount for retail to customers of interior decorators has developed a set of commercial channels that seem inimical to professional practice. Further,

these customs are locked into the discount policies of manufacturers and the licensing procedures of regulating bodies. The issuance of "resale numbers" to rather restrictively defined "commercial ventures" and similar trappings of the market place are not readily reconciled with the ethical standards and fee structures of architectural practice.

These difficulties are more apparent than real. Parallel commercial structures apply to the vending of all building components which architects and engineers specify with no problem at all. It is the reconciling of long habits of purchase and retail in the fabrics and furnishings industry with equally well established architectural procedures that requires some adjustment. Adjustments are rather simply made, and in various ways.

Integrated Practice

The parallel between interior design and other specialized architectural services is spelled out clearly by Skidmore, Owings and Merrill, New York. At SOM, interior design is considered an integrated part of the architectural design sections. It has been deliberately and successfully guided in that direction through years of coping with the pressures of the market place. Today, all production and negotiation procedures are handled exactly the same as for other architectural services. There are, of course, physical differences between interior and other architectural documents, but the sequence from programing through preliminaries, working drawings and bidding documents, including periodic presentations and client approvals, is identical.


The firm does not make a business of interior design for buildings other than those for which it has the architectural commission. There are occasional exceptions to this rule, but mainly they are added or continuing services for important building clients.

Contracts for interior design generally are negotiated separately from the building design contract, especially in the development of new business. An attempt is made to develop a commission for interior design during early conversations with clients, but even when early proposals are accepted, negotiation for the work usually turns out as a separate effort.

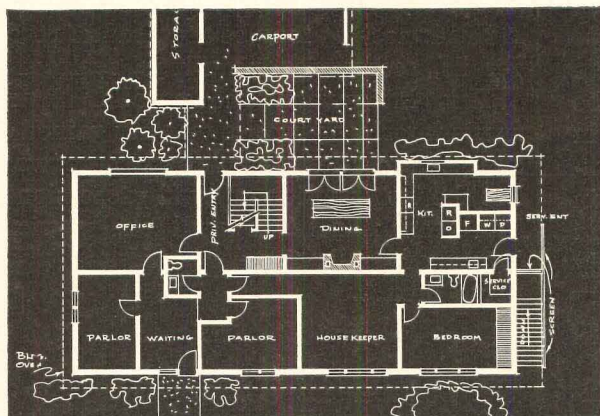
continued on page 92




Good commercial proposition:
Red Cedar Shingles & Handsplit Shakes



The unmatched color and texture and mood of this classic natural material offers exciting design opportunities for light commercial construction. And, beyond beauty, cedar shingles and shakes offer the practical advantages of superior wind and hail resistance, insulation, light weight, strength and durability. In fact, a cedar roof lasts for decades. If you would like more information about this unique material, write: Red Cedar Shingle & Handsplit Shake Bureau, 5510 White Building, Seattle, Washington 98101; 550 Burrard Street, Vancouver 1, B. C.



Above left: Rectory/Our Lady of Lourdes Church, Vancouver, Washington. Architect: John Storrs. The mansard second story is Certigrade No. 1, 16" Fivex shingles with a 5" exposure. Below, left: Pavilion and Dressing Rooms/Harbour Beach Club, Westhampton/Long Island, New York. Architects: Whittlesey & Conklin. Sidewalls are of Certi-Split 24" x 3/4"-1 1/4" handsplit-resawn shakes with 10" exposure. Roof is Certi-Split 18" x 3/4"-1 1/4" handsplit-resawn shakes with 5 1/2" exposure.



continued from page 89

Since the work on interior design continues over a considerable period after the building construction is practically concluded, there is likely to be some preference for basing fees on a time charge. Each job, however, is unique in the degree and kinds of interior services it entails; so there are about as many different fee arrangements as there are jobs.

One of the variables in the gamut of interior services, for example, is the degree of original furniture design involved in a particular job. This facet of interior design is an essential part of the SOM approach to whole-building architecture. While many jobs proceed without the need for a single specially designed piece of furniture, the decision to specify from available stock items remains a design decision rather than an expedient. The capability of providing new furniture designs, whether or not they are in fact required, supports the integrity of the whole-building concept.

It also introduces some practical complications.

For example, when it became apparent that only a new desk design could be integrated with interiors for the Union Carbide Building, the problem of manufacture and acceptance of a single prototype model had to be solved without expense to the client and without any commitment for ultimate multiple purchase to any manufacturer. A full-scale handcrafted desk ordered on speculation for the client's approval is not an item readily absorbed in the normal interiors fee structure. Nor could any exclusive rights to future manufacture be offered in lieu of payment for such a model, since that would limit the freedom of bidding in the eventual supply contract. It would also be in the nature of a royalty on a manufactured item and therefore contrary to SOM policy.

The solution was fairly simple, although it involved considerable leg-work on the part of SOM personnel. All manufacturers were offered free access (but not exclusive rights) to the design in exchange for construction of a prototype model. Two accepted and delivered models. Neither of these firms was the successful bidder on the ultimate contract for several thousand desks, but each considered himself well compensated for production of the model.

Bidding Documents

The normal set of bidding documents for SOM interior designs again parallels those for other architectural services. So also do the contracting procedures. Bidding documents consist of: a set of layout (working) drawings showing each piece of furniture and fabric in place and a code number for each; (2) a supplementary book of working details showing exact dimensions and finishes of each coded item; (3) a sample book of mounted materials and colors

coded to correspond to the layout and detail drawings; (4) a set of take-off specifications showing the total number of items of each code designation.

Where the detail book shows a permissible alternative (as in a choice between two different stock chairs), both items are detailed and their manufacturers designated. That is about as far as the "or equal" permissiveness of the specification goes.

All of these documents are submitted to general interiors contractors with the intent that they proceed with estimates and bids in the same way general building contractors do. It might be noted that sometimes the purchasing capability of the client in this area can alter the classic pattern.

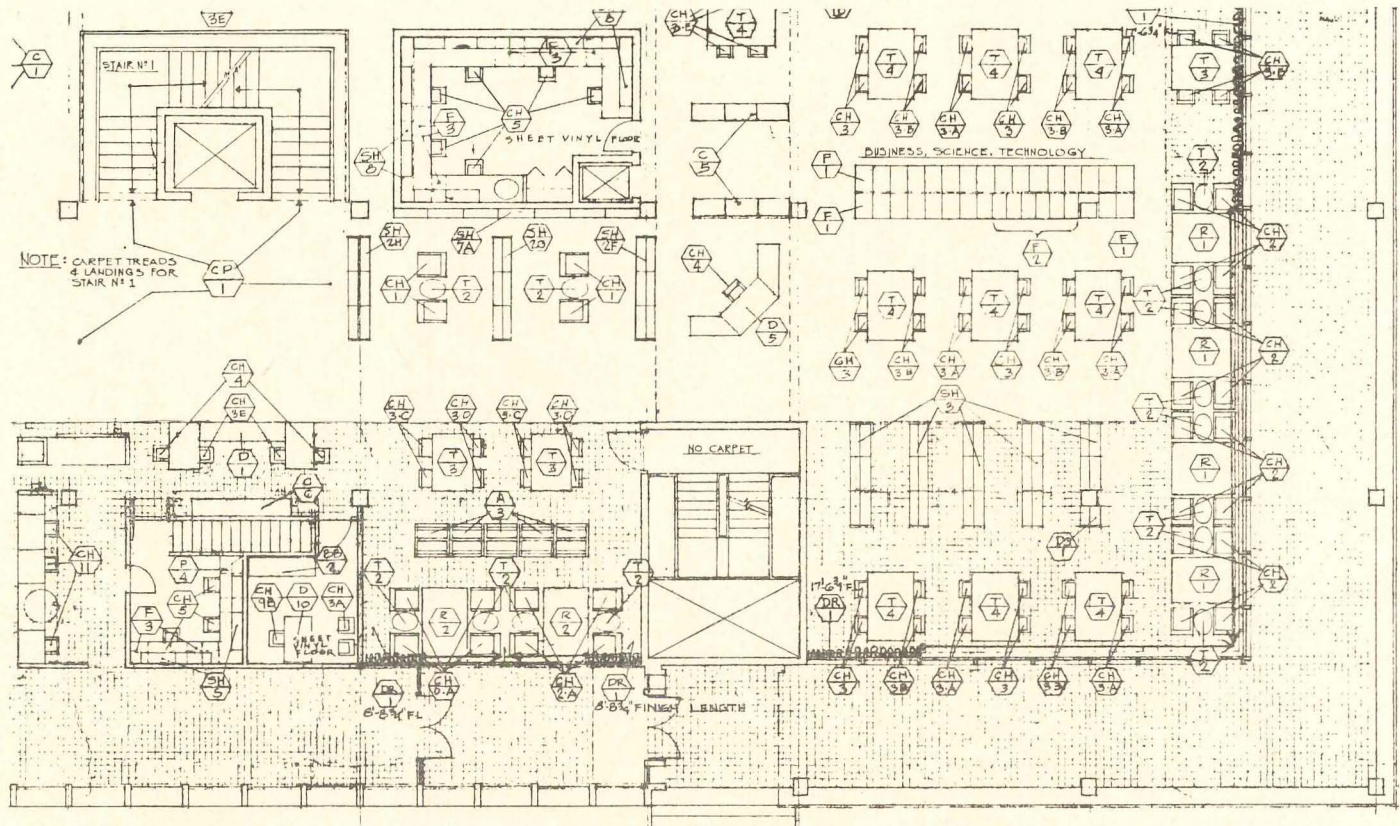
From start to finish of an interiors job, three kinds of presentation meeting may take place between SOM and the client. Once programing has been resolved there is a meeting or series of meetings with the client to establish budget dimensions and show the over-all concept with layout schemes and such visual aids as may be needed. After approval of the concept, a "working phase" meeting is arranged to show specific pieces of furniture, finishes, materials, etc. Swatches, scale models and renderings of furnished rooms may be used here. A formal budget estimate is also presented at this time. A third meeting may be required to resolve finishing details, accessories, paintings, sculpture, etc.

This integration and parallel structure of the firm's interiors practice was not gained overnight by simple resolution. Resolution there was, of course, but the introduction of rigid professional disciplines into a market place so traditionally oriented to retail consumers calls for tact, judgment and unending perseverance.

The Commercial Venture

Sidney Katz (Katz Waisman Weber Strauss—Joseph Blumenkranz) tells of his firm's experience in this area. Desirable as it is for architects to extend their design influence to the interiors of their buildings, says Mr. Katz, they must be prepared for complications. In government work, for example, interior furnishings are regularly handled by a separate agency, usually a Department of Purchases, different from that which handles architectural negotiations. The architect's influence on government interiors, therefore, usually stops at the color and finishes of walls and the arrangement of attached appurtenances; rarely does he influence the character or placement of movable furnishings in a government building.

In the handling of interiors for private construction, Mr. Katz points out, another complication develops. The established procedures in manufacturers' discounts and pricing of decorator services, almost drive the architect to act in a non-professional



Portion of a detailed layout showing furnishings and draperies in place with coded designations related to specifications detailed elsewhere; from the Worcester (Massachusetts) Library, Curtis & Davis, architects

manner. To cope with the situation, this firm set up a "commercial branch" manned by firm members and duly registered to establish a "resale number," a device which qualifies the branch for a certain rate of discount without haggling.

Discounts must, of course, be passed on to clients without mark-up. This is done either by having the supplier bill the client directly or by pass-along of okayed invoices for payment or by any other convenient means. Whatever the arrangement, Mr. Katz urges, the client must be fully informed as to all details of discounts and fee charges so that he knows his work is proceeding on a professional basis and at reasonable cost.

The architect should not take for granted any client's prior knowledge of the fact that the scale of discounts varies from one buyer to another. For example, a "decorator's discount" may be 33 to 40 per cent on a stock item that a department store may be able to buy at 50 per cent discount. The client himself may have a purchasing ability comparable to any other in the market place. A study by the Katz firm shows that when an architectural office works on interiors on a time rate of 2.5 to 3 times payroll, the fee works out, for the average job, at about 20 per cent of budget cost. Obviously, then, decorators who work at list price, without any fee as such, are not only working to sell goods, which is a conflict of interest at variance with the concept of professional agency, but they are working at an actual fee well in excess of 33 per cent of cost.

But these considerations of commercial structure, while they require understanding, are secondary to the basic element of quality of services rendered. There should be no casual approach to the specialty of interior design. Architects, says Mr. Katz, may not rely entirely on their inherent qualities of taste and perception to guide them through occasional interiors commissions. There is a basic requirement for schooling and a continuing requirement for practice to develop and maintain competence. Demand for the service is a factor in the ability to serve. While he is developing that demand, the architect has access to a wide variety of extremely competent and well-known consulting services which operate on much the same basis as other professions.

Business Development

When Walter Rooney established the New York office of Curtis & Davis, he brought with him a principle of whole-building architecture by which the home office in New Orleans had established its success. Some of the first commissions in New York developed out of the firm's competence in interior design. Soon after completion of interiors for the Charles Center Building in Baltimore, a new look at the role of the architect confirmed a decision to concentrate future interior design work on buildings for which the firm had its own architectural commission.

continued on page 96

**COOLING BEAUTY FOR
A POST OFFICE**

**WINDOWED SCREEN
WALLS OF WHITE
CEMENT CONCRETE**




Facing a broad plaza, and a modern civic center beyond, the new Houston Post Office combines dignity with dramatic eye appeal.

Some 880 open "windows" of precast concrete give its curtain wall panels a latticed look and form a grillwork that effectively baffles the Texas sun. Made up of fins and spandrels set 2'8" in front of black glass panes, these screen walls are bolted directly to the structure's reinforced concrete frame. To achieve the clean, sparkling look, all the exposed concrete units were cast with white cement, accented with translucent quartz aggregate. The same surface treatment is repeated in plaza details.

Everywhere today, architects are finding that concrete's unique versatility in both form and finish provides wide-ranging freedom of expression for important structures of every style and type.

PORTLAND CEMENT ASSOCIATION
An organization to improve and extend the uses of concrete

UNITED STATES POST OFFICE, HOUSTON, TEXAS. ARCHITECT: WILSON MORRIS CRAIN & ANDERSON, HOUSTON. STRUCTURAL ENGINEER: WALTER P. MOORE, HOUSTON.



THE BEST IDEAS
ARE MORE EXCITING
IN CONCRETE



UNITED STATES POST OFFICE

401

continued from page 93

The interior department is now considered an important adjunct to basic architectural practice. The interiors staff is trained in architecture and although under normal work loads it concentrates on interior design, it is regarded as "ambidextrous" for any design service that is required.

Early experience of working with owners' choices of interior designers when buildings were well along in construction stages demonstrated the fact that "outside" designers introduce a new creative impact which is sometimes in conflict with the architect's concept of a building. Mr. Rooney recalls occasions when a client's interior designer has asked the architect to move columns or perform other impossible requirements to conform with the interior designer's notions of space arrangement. Wherever possible, therefore, the interior design staff is engaged at the preliminary stage of an architectural commission.

Unfortunately, it is not always possible to close a contract for interior design early enough to permit such timely engagement. A workable alternative is to offer the client services in space layout preliminary to a full commission for interior design.

Fees at the Curtis & Davis office are variously arranged. Some are negotiated on a lump sum basis, some as a per cent of cost, some on a time basis. The preferred arrangement is to negotiate a design contract on the building and the interiors at initial conferences and to adjust the total contract to a single rate. Where the interiors contract fee is negotiated as a per cent of cost, the rate must be higher than for building design work. This is because the detailing of interior design is extensive and the installed cost per hour of design time is low.

The firm prefers not to enter into the purchasing of furnishings or fabrics. When direct purchasing is unavoidable, suppliers are asked to bill the client directly at the architect's discount rate. Under the preferred arrangement, plans and specifications for interior designs are drawn up and bid through suppliers and/or contractors and are administered in the same way as construction contracts. Extreme care is taken to avoid putting the firm in the position of retailing furnishings. Where a variety of furnishings is specified, separate bid documents must be made for each kind of furnishing. At the Worcester Library in Massachusetts, for example, separate documents covered special library furnishings, office furniture, chairs, draperies, rugs, etc.

Presentations for Curtis & Davis interior designs are carefully developed. Renderings and scale models supplement display boards for each area upon which colors and fabrics are displayed in arrangements reflecting both juxtapositions of colors and their relative areas in the visual environment. Clients are invited to view samples and prototypes of full scale furnishings at final approval conferences.

From Inside Out

Over many years as resident architects designing interiors for tenants of Rockefeller Center, Carson, Lundin & Shaw have successfully worked the techniques of interior design into a broadly diversified practice. Much of their current work on interiors is for buildings designed by the firm. Recent commissions also include master planning a 350-acre campus for The New York State Agricultural and Technical Institute at Canton, New York, and a civic center in White Plains.

There is no corporate or business separation of the interiors activity from that of the basic partnership. There is an itemized separation of the work for purposes of establishing fees, but fees for both interior and other architectural work are established on similar bases, usually a time charge or whatever is mutually satisfactory.

The firm has not found it necessary to establish a resale number or to set up in a commercial manner.

Discounts are passed on to the client, although with certain contract arrangements there may be a moderate handling charge if the fee basis is other than a straight multiple of time. There are a variety of ways of handling purchasing of furnishings. For smaller tenant clients, this architect usually handles this operation, but where the client himself has a comparable purchasing ability, he may simply place orders according to the specifications.

There are no "bid documents" as such, since orders are placed for specific items without shopping, once the specification has been made.

Presentations are made to clients by renderings and mounted samples of materials and by models of furniture and fixtures. The sample file in the architects office is a compact arrangement of drawers and boxes representing the lines of various manufacturers. Each completed job is filed with layout drawings and samples of fabrics and lists of furniture so that any future re-ordering can be done to match the existing materials.

At the Carson, Lundin & Shaw office, personnel engaged in interiors (currently about 10 people out of a total office force of 87) also do space planning for clients. This service includes help with the examination of leases, making sure that proper allowances are included for construction and furnishing. The firm does not seek out real estate for clients but regularly surveys prospective space before leases are signed.

The lines of all this enterprise are clear, though harried by a working world less perfectly devised than might be wished. Interior design is indeed a respected specialty compatible and in fact integral with the bent and goals of architecture. The related specialty of commercial space planning has similar aspects but sufficiently different elements to warrant further discussion at another time.



New see-through skin ~ from Monsanto

Hunt no more for the perfect daylighting panel. It's here—Lustra-Span* Vinyl Panels. They're tough. And give you far more design opportunities, at surprisingly low cost. Panels can bend around 90° corners or lengthwise on 100" radius. They require no maintenance. Non-combustible, non-corrosive.

* LUSTRA-SPAN TRADEMARK MONSANTO COMPANY



In corrugated or flat sheets, both a snap to install. Sound ideal? Lustra-Span Vinyl panels are—for skylighting and vertical glazing. For more data and installation guide, write: MONSANTO, Building Products, Department 804XK, 800 North Lindbergh Blvd., St. Louis, Missouri 63166.

For more data, circle 64 on Inquiry Card



54" Circular Washfountain

7 9

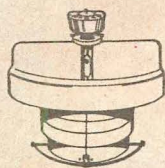
Many times, the shortest distance between two points is a circle . . . a provocative story by Bradley Washfountain

Conquest of Inner Space

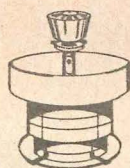
Building costs per square foot spiralled upward, floor space shrank, and washroom walls seemed to close in on you . . . as you fought your daily battle to conquer inner space. Then along came Bradley Washfountains, and the battle was won! Bradley Washfountains do more in less space than any other washfixtures. Eight-person circular models save as much as 25% on floor and wall space. Semi-circular 36" Washfountains extend only 22" off the wall, yet serve three people! □ But the savings only begin there. Washfountains serve up to eight people at one time with just one set of plumbing connections — speeding traffic flow, and cutting installation costs as much as 80%! They save water and maintenance expenses, too. And they are far more hygienic: with foot-operated Bradleys, hands touch only a clean spray of tempered water, never touch germ-laden taps or faucets. □ You'll like working with Bradleys because they provide so much design flexibility (there's a wide variety of shapes, colors, and compositions to stir your imagination). So, remember Bradley Washfountains for all modern buildings: schools, institutions, hospitals, offices, and the like. Spin the circle; Begin with Bradley!

See your Bradley representative for assistance on specific applications. And write for latest literature. Bradley Washfountain Co., 2375 West Michigan Street, Milwaukee, Wisconsin 53201.

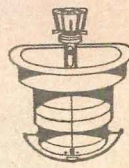
For more data, circle 65 on Inquiry Card



54" Semi-circular Washfountain



36" Circular Washfountain





36" Semi-circular Washfountain



Duo Washfountain

ROBBINS permaCushion*

FREE FLOATING MAPLE FLOOR



The **PERMACUSHION** Floor floats on special GR-S resilient cushioning pads attached to preservative-treated sleepers. These pads prevent contact with slab: no moisture transmission, unobstructed expansion control and complete air circulation beneath the flooring and sleepers. Power-nailing gives fast and proper installation.

The guaranteed floor for gyms, auditoriums and multi-purpose rooms

It takes three things to give you this activity floor with uniform resiliency, dimensional stability and lasting economy: (1) A floor system that has been proven by thousands of successful installations. (2) Precision milled, tough-fibered Northern Hard Maple flooring. (3) Guaranteed installation by a competent, authorized applicator. For specifications and the name of the nearest franchised installer, write: Robbins Flooring Company, Dept. AR11-64, White Lake, Wisconsin.

*Registered Trademark


ROBBINS
flooring company

Dept. AR11-64, White Lake, Wisconsin



SUBSIDIARY OF E. L. BRUCE CO., MEMPHIS, TENNESSEE

For more data, circle 66 on Inquiry Card



Designed by Charles Deaton, Architect


SQUIGGLE: A light baffling puzzle by Luminous


As you can see, Squiggle ripples along like a ribbon on edge, happily ignoring geometry and never seeming to take the same turn twice. The puzzle works. You see the whole thing at once. This new luminous ceiling is unbroken by pattern, unbroken by the crosshatch of dividing strips, hanging tracks or seams. Squiggle seems endless. We have purposefully created this illusion.

Write for brochure.


LUMINOUS CEILINGS INC., 3701 N. Ravenswood, Chicago 60613

For more data, circle 67 on Inquiry Card






The custom-built desk is Meerscham White Colorlith. The wall behind is White-in-Black Colorvein.



Spandrels of Surf Green Colorlith with masonry back-up.




COLORVEIN® WHITE-IN-BLACK




Versatile J-M Colorlith® products...Use them inside, outside and everywhere in between



Window wall of glass and Surf Green, Colorlith.



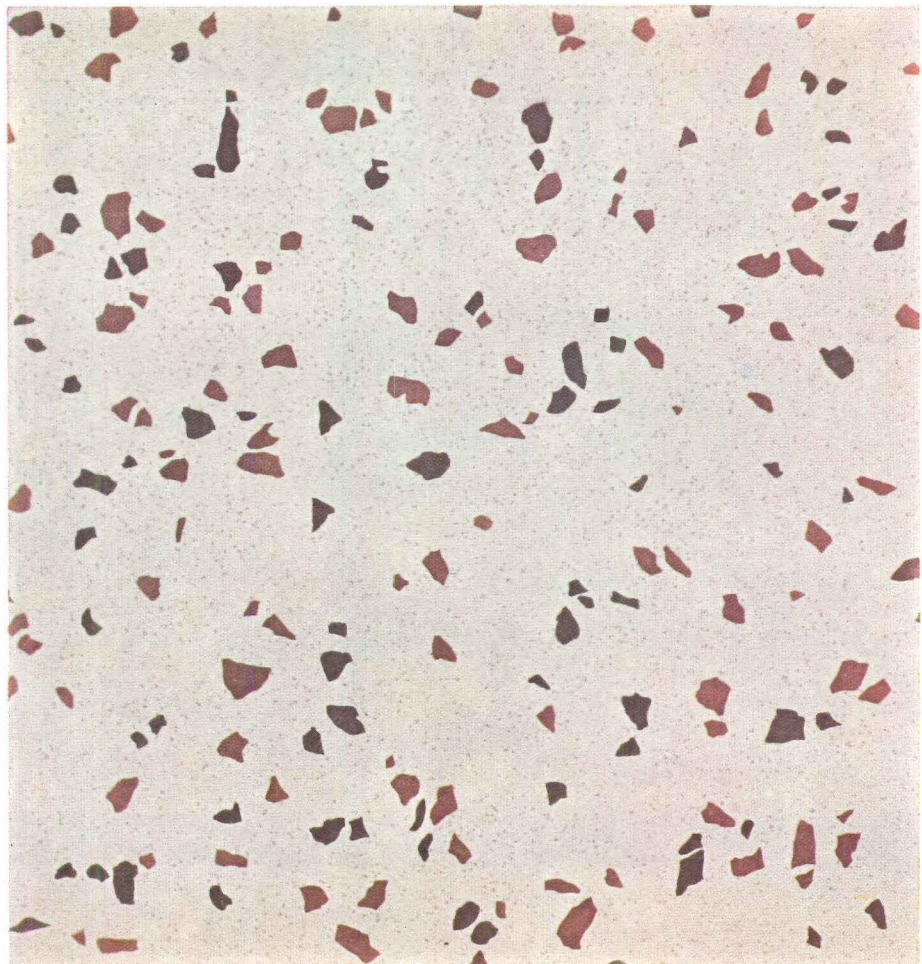
Second-story wall uses Carnival Colorchip above and below windows.



Window stool and wainscoting below are Carnival Colorchip.



SURF GREEN COLORLITH®



CARNIVAL COLORCHIP®

Interior walls, exterior walls, floors, partitions, wainscotings, furniture tops, window sills, stools . . . you name it, J-M Colorlith can be used for it. Matter of fact, Colorlith is so versatile you can build a whole room out of it. Colorlith can do anything slate and marble can do. Only better!


Colorlith products are made from an inorganic mixture of synthetic calcium aluminum silicate binder reinforced with finely dispersed asbestos fibers and mixed with chemically-resistant inorganic pigments and fillers. These ingredients, through the closely controlled use of water, pressure and heat, emerge as Colorlith products . . . modern "stone" materials of uniform strength and attractiveness with no stratifications

to cause weakness. Available in a wide variety of Colorvein patterns, plain colors and Colorchip patterns. They're strong, durable, easy-to-clean and integrally colored. Thicknesses range from 1/4" to 1 1/4". Standard panel size is 4 ft. by 8 ft.

For full details on the many forms of J-M Colorlith, write to Johns-Manville, Box 111, New York, N. Y. 10016. In Canada: Port Credit, Ont. Cable: Johnmanvil.

Johns-Manville 

DESIGN INSPIRATIONS USING OSMOSE PRESSURE TREATED WOOD



THE TOWN HOUSE PATIO

Want to surround the absolute privacy of this all-backyard patio layout with natural outdoor beauty?

Use wood. Want economical construction? Use wood. Want maintenance-free upkeep? Use wood. Want to be sure of wood that will live up to all these conditions? Specify OSMOSE Pressure Treated Wood. Fortified with a deep-seated, long-lasting chemical impregnation, OSMOSE Pressure Treated Wood becomes the equal in durability of all conventional and recent wood substitutes . . . better than many. It effectively resists decay and insect attack, is odorless, clean to handle, non-corrosive and acts as a primer if painting is desired. You can call for it in contact with the ground and concrete . . . in all moisture susceptible areas, without fear of future loss from decay. For full information, including Federal Specifications and case histories, write:

OSMOSE WOOD PRESERVING CO. OF AMERICA, INC., 983 ELLICOTT ST., BUFFALO, N. Y. 14209



Grassweave Pattern

Bamboo Pattern

Exotic new patterned glass "originals" from L·O·F

■ They're called Bamboo and Grassweave. We created them to complement oriental settings . . . or any modern styling that calls for imagination and excitement. Use them wherever you want glass walls or panels for light, with translucence for

privacy. American-made. L·O·F offers you 13 patterns from which to choose. All are readily available. See them at your nearby L·O·F distributor or dealer (listed under "Glass" in the Yellow Pages). Or call him for samples.


Libbey·Owens·Ford



Toledo, Ohio 43624

For more data, circle 70 on Inquiry Card

Architects: Monroe and Lefebvre, Kansas City, Missouri
Owner: Elementary School District No. 49, Overland Park, Kansas
Structural Steel Fabricator: Havens Structural Steel Company, Kansas City, Missouri
Contractor: R. L. Henry Construction Company, Grandview, Missouri



How 52 tons of steel joists cut weight in this school

Roof structure for this new elementary school in Overland Park, Kansas, consists of 499 Sheffield Open Web Steel Joists. They are high strength joists—H-Series—made with modern steels having a minimum yield strength of 50,000 psi. Total deadweight is 52.5 tons. Because the architect elected to use the most modern design concept, employing

the high load-carrying capacity of H-Series Joists, deadload was substantially less than with the older, widely accepted J-Series Joists.

Designing with high strength H-Series Sheffield Joists can bring economies to structural frame designs and foundations, too. There's less deadweight to hold up in the air. For data on Sheffield Open Web

Joists, including H-Series and J-Series, see our catalog in Sweet's Architectural File, or write for your copy of the latest Sheffield Joist Catalog. All Sheffield Joists meet the widely accepted specifications of the Steel Joist Institute. **Armco Steel Corporation, Steel Division, Department S-1154, 7000 Roberts Street, Kansas City, Missouri 64125.**

ARMCO STEEL 

For more data, circle 71 on Inquiry Card

Devoe Tru-Glaze gets high marks for easy maintenance

You can be sure that when Tru-Glaze is used, someone anticipates rugged living in its vicinity. Certainly a new elementary school fills that bill. Here, Tru-Glaze was used in the corridors, locker rooms, showers and gymnasium. (Can't you see those troops of six to twelve year-olders charging through?)

Tru-Glaze makes sense: it provides a tile-like surface for so much less than the cost of tile. It's a permanent, vitreous-glazed surfacing system, including a filler coat based on a

patented water proofers, that makes it ideal for use on masonry. And especially great in the shower!

Once again, benefits resulted from the services of the *Man from Devoe*. He helped in many ways—supplying data on paint performance and costs, helping in color selection and with special formulae. There are many other ways the *Man from Devoe* can help—so for your next job, write or phone the nearest Devoe office to contact him.



Gertrude Scott Smith School, N. Aurora, Ill.; Architect: Robert F. Mall, Aurora, Ill.; Painting Contractor: Thacker Painting & Decorating Co., Inc., Aurora, Ill.



The "egret" white and light brown, used in the shower-locker room area, and the "Bali" blue and "mountain ice" white used in the corridor (right) are among more than 1000 colors available in Tru-Glaze.



DEVOE

DEVOE & RAYNOLDS COMPANY, INC.

Atlanta • Boston • Charlotte, N. C. • Chicago • Cincinnati
• Cleveland • Cos Cob, Conn. • Dallas • Denver • Detroit
• Honolulu • Houston • Los Angeles • Louisville • Moon-
achie, N. J. • New Orleans • New York • Philadelphia
• Pittsburgh • Portland, Ore. • Richmond • Sacramento
• St. Louis • Salt Lake City • Warehouses in all principal
cities, coast to coast.


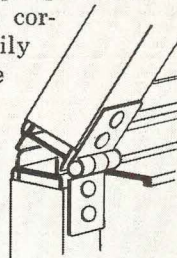
Frantz Filuma[®] doors are better because...

... Filuma garage doors are distinctively different and we have the patents to prove it. You need only to look at a cross section of this fiberglass/aluminum door to realize there is a difference. Notice the extra-heavy extruded, one piece, tempered aluminum rails ... extra heavy to stand more abuse from the weather. Then try to find the rivets or screws holding the fiberglass panels in place. Give up? That's because there aren't any. A special pressure sealing process (patented) bonds the rail and fiberglass together in a stronger than riveted type of union. This adds greater strength to the door itself and eliminates any possible water entry. What about the fiberglass itself? It's the finest quality available and that distinctive moulded contour is a patented Frantz design. It does more than just look good though ... the deep ribs add *strength* to the door.

Now about weather sealing. Again exclusive features make Filuma distinctively different. For instance this spring door holder automatically engages as the door is closed ... snugs the top door section tightly against the head jamb to seal out drafts. Then there's our special vinyl cushion weatherstrip on the bottom rail that conforms to uneven floors for a weathertight seal. It's unaffected by oils and temperature change. (Our head and side jamb "Aluma-Seal" weatherstrip is optional equipment.)



Now that we've closed out the weather, how does Filuma operate? Like a dream. That's because Frantz uses hardware *specially designed* for the Filuma door. No odds and ends here! Filuma door frames are precisely pre-punched. All hinges and hangers are correctly located and easily bolted in place. All hardware has more than ample strength. Free rolling wheels and smoothly curved tracks provide easiest operation. Frantz designs and coils the springs used with Filuma doors for that "just-right" balance. Are Filuma doors versatile? Frantz builds *three* different models ... Residential, Commercial, and Industrial ... to fit every client need and budget requirement. And for that really wide opening, Frantz has a *moveable* center post. A center post that just rolls to the side. A center post one man can operate easily and quickly. A center post safety device locks the doors up in place as it's moved aside. And this center post has a telescoping joint that compensates for changes in the floor and building. (Another exclusive.) Yes, Frantz Filuma garage doors are distinctively different. See us in Sweet's or write:




FRANTZ

MANUFACTURING COMPANY

Department 16 • Sterling, Illinois
U.S. Patents No. 194094 and 3104699

The Nation's Foremost Manufacturer of Fiberglass/Aluminum Garage Doors.



A breakthrough that took 160 years...





Monarch's new Colorset

COLORSET is Monarch's new multicolor, patterned carpet, created by engineers, imagineers and electronics. It is the first **real** innovation in patterned carpet since the Jacquard loom in 1804. COLORSET has unlimited design features, improved color features and electronic speed. COLORSET designs can take any shape or form, require no graph paper and never have tell-tale "steps" and "ladders." COLORSET is dyed down deep with pre-metalized dyestuffs that add permanence and color clarity. COLORSET SPEED: **Fast!** (About four minutes for a thick, plush, 9' x 15'

Monarch
carpet mills
CHAMBLEE, GEORGIA

carpet with as many as twelve luscious colors . . . over an hour's work on a Jacquard loom). COLORSET COST: **Low!** (Reduced labor and investment costs plus electronic efficiency result in important savings). COLORSET QUALITY: **High!** (Yard for yard, pound for pound, you get better design, more permanent color and more value than for any non-Colorset carpet made in any non-Colorset way!) COLORSET is available in a rich range of elegant patterns and color combinations...in the yarn of your choice. For information and samples, write our CONTRACT DEPARTMENT.

MONARCH fashions ACRILAN ACRYLIC / NYLON / HERCULON OLEFIN (the longest wearing carpet fibers known) into luxurious COLORSET carpet pile of radiant, enduring designs



...a DONN D-L ceiling system

and because it's DONN D-L
it's UP FOR GOOD!


Why? Because the D-L exclusive lay-on cross tee eliminates tilted, uneven surfaces — no exposed edges. Ceilings stay as level, smooth, and beautiful as the day they were installed.

The complete DONN D-L Ceiling System is comprised of two simple parts for fast, economical installation.

The Cost? Only pennies more than ordinary grid systems.

The Bonus? The Donn D-L is fire-rated. Install any tile now . . . fire-rated tile at any later date.

Underwriters' Laboratories, Inc.
LISTED
STEEL FRAMING MEMBER



Write today for Donn Ceiling Catalog 39 with complete architectural details and specifications.

DONN PRODUCTS, INC.
700 BASSETT ROAD
WESTLAKE, OHIO • 44091

For more data, circle 75 on Inquiry Card

On the Calendar

November

4-7 Eighth semi-annual meeting of the Board of Directors of the Consulting Engineers Council — Fort Des Moines Hotel, Des Moines, Iowa.

9-11 International Symposium on inelastic flexural behavior and mechanics of reinforced concrete, including limit design and analysis, sponsored jointly by the American Concrete Institute, the American Society of Civil Engineers, and the Engineering Experiment Station of the University of Florida—Miami.

10-12 1964 Fall Conferences, Building Research Institute—Shoreham Hotel, Washington, D. C.

30ff Annual Conference of the Atomic Industrial Forum, through December 3—St. Francis Hotel, San Francisco.

30ff 1964 Winter Meeting, American Nuclear Society, through December 3—San Francisco Hilton Hotel, San Francisco.

Office Notes

Offices Opened

R. L. Anderson has announced the opening of his office for the practice of contemporary architecture at Dark Hollow Road, Upperco P.O., Md.

Dwight E. Bennett, A.I.A., has established an office at 3913-A Long Beach Boulevard, Long Beach 7, Calif.

Jack D. Gillum and Associates, Consulting Structural Engineers, have announced the opening of a branch office under the direction of **Gerald J. Schlegel**, Associate, at 801 Central Bank Building, Denver, Colo.

Charlie Gaston Taylor has opened an office for the practice of architecture and structural engineering at 3900 East 42nd St., Odessa, Tex.

New Firms, Firm Changes

Benedict Ade-Richard Ade and Associates, a new architectural firm, has been established with offices at 11 State St., Pittsford, N. Y.

Benjamin E. Brewer Jr., formerly an associate of the Houston architectural firm of Neuhaus & Taylor, and **Charles R. Sikes Jr.**, a former vice president of the firm of Welton Becket & Associates, have been

continued on page 118

For more data, circle 76 on Inquiry Card ➔

Hunt electronic dimmers offer balanced light control for every residential and commercial application.



Every esthetic and practical light dimming requirement is served by quality Hunt products.

FOR COMPACT, RELIABLE ELECTRONIC DIMMING, SPECIFY HUNT

.. the little extras that make the big difference!

Architects, electrical designers and lighting engineers have long known the esthetic values of balanced light dimming. Now Hunt Electronics adds economy, compactness and reliability, through use of the silicon symmetrical switch (SSS). True full wave dimming for every application — incandescent and fluorescent — is now available . . . offering significant relamp and

operational savings, as well. Hunt dimming controls and systems are highly flexible, too. And, they are products of constant research and advanced electronic technology — assuring long life, quality, and client satisfaction. For details, refer to Hunt's 8-page catalog in Sweet's. Or, contact your nearby Hunt representative or electrical wholesaler soon.






FOR HOME, OFFICE, STORE, CHURCH, SCHOOL, HOSPITAL, PLANT, RESTAURANT, THEATRE, CLUB, OUTDOOR

representative controls and systems on reverse side. ►



Advanced Solid State Physics and Precise Manufacture Insure Dependability and Quality in These and Other Hunt Electronic Dimmer Controls and Systems

The silicon symmetrical switch (SSS) is the heart of each Hunt light dimming control and system. This solid state AC device developed by Hunt research has, in less than three years, brought Hunt into a role of leadership in the light dimming industry. It is why Hunt dimmers are specified so frequently, so confidently, by men who know light dimming most thoroughly.

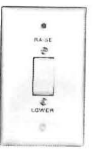


INCANDESCENT DIMMING CONTROLS

		MODEL	RATED CAPACITY	DESCRIPTION	CONTROL
		PC6-I-B	600 WATTS	Fits standard single-gang switch box. Two-wire connection. 120v, 60 cycle AC. 5 amps.	Tap on, tap off and full dimming range.
		PC15-I	1000 WATTS	Fits standard double-gang switch box. Two-wire connection. 120v, 60 cycle AC. 8.35 amps.	Positive ON/OFF and full dimming range.
		PC15-I	1500 WATTS	Fits standard double-gang switch box. Two-wire connection. 120v, 60 cycle AC. 12.5 amps.	Positive ON/OFF and full dimming range.
		PC10-I-B	2000 WATTS	Dimmer may be remote mounted anywhere within 2000 feet of control. 120v, 60 cycle AC. 16.6 amps.	Fits single-gang box. Positive ON/OFF and full dimming range.
		PC20-I-R , PC30-I-R	3000 WATTS	Dimmer may be remote mounted anywhere within 2000 feet of control. 120v, 60 cycle AC. 25 amps.	Fits single-gang box. Positive ON/OFF and full dimming range.

FLUORESCENT DIMMING CONTROLS

		PC10-F-B	1000 WATTS	Controls from two to twenty forty-watt rapid start lamps. Fits standard double-gang box. 120v, 60 cycle AC. 8.33 amps.	Positive ON/OFF and full dimming range. No flicker, no striation.
		PC25-F-R	2500 WATTS	Controls from two to fifty forty-watt rapid start lamps. Dimmer remote mounted within 2000 feet of control. 120v, 60 cycle AC. 20.83 amps.	Fits single-gang switchbox. Tap on and off. Full dimming range — no flicker or striations.

MOTORIZED DIMMING SYSTEMS, INCANDESCENT

		MC-100	12,000 WATTS	Combines with control station and one to four PC20-I-R or PC30-I-R dimmers to provide remote motorized control.	Uses one or more stations, as needed. May be increase/decrease type, or with calibration.
		MC-200	24,000 WATTS	Combines with control station and four to eight PC20-I-R or PC30-I-R dimmers, to provide remote motorized control.	Uses one or more stations as needed. May be increase/decrease type or with calibration.

For specifications, wiring diagrams and information on these and other Hunt Electronic Dimming Controls and Systems, contact your Hunt Representative or the factory.



"The Brightest Ideas In Dimming Come From HUNT."

HUNT ELECTRONICS COMPANY

2617 ANDJON DRIVE ■ DALLAS, TEXAS 75220 ■ FL 2-8421 AREA CODE 214

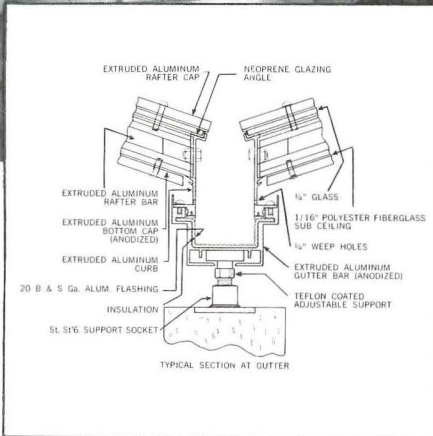
SUPER *Skylighting*



Charles Leaming Tuft Library
Colorado College, Colorado Springs, Col.
Architect: Skidmore, Owings & Merrill



Create a Unique Environment from Natural Light



Super Skylighting creatively uses natural light to put mood, beauty and function into the total design of a building — gives a new shape to space within the visual environment. Consider its imaginative possibilities on your next project — whether in a standard or custom dome, ridge or pyramid, or a highly specialized unit. From *your* plans Super Sky will design, fabricate, erect and even *guarantee* the skylight. Write for detailed drawings, engineering data, estimates and suggestions. No obligation.

Engineering Features:

- Fifteen 11 x 11 ft. extruded aluminum pyramids
- 1900 sq. ft. of skylight
- Double glazed
- Complete skylight bears on Teflon for noise-free expansion and contraction
- Supported by precast concrete beams
- Light fixtures suspended from skylight

Write direct or contact representatives listed:



BOX 113-F, THIENSVILLE, WISCONSIN 53092

PHONE: CHestnut 2-2000

Milwaukee phone: FLagstone 4-6700

Don Endres
18514 Mack Avenue
Grosse Pointe Farms 36, Mich.
Phone: TU 1-3496

Frederic N. Dodge
2648 Marion Drive
Ft. Lauderdale, Florida
Phone: 524-9169

Dekkers Davidson
101 Park Avenue
New York, New York
Phone: MU 3-6740

Earl Ham
819 Dietz Street
Marengo, Illinois
Phone: 568-7113

Jack Perling
8947 Terrace Rd. N.E.
Minneapolis, Minnesota
Phone: 927-8465

For more data, circle 77 on Inquiry Card

For more data, circle 78 on Inquiry Card →



WESTERN WOOD PRODUCTS

From the Members of the West Coast Lumbermen's Association

DOUGLAS FIR ■ WESTERN HEMLOCK ■ WESTERN RED CEDAR ■ SITKA SPRUCE ■ WHITE FIR

FOR TECHNICAL INFORMATION WRITE: WESTERN WOOD PRODUCTS, YEON BLDG., PORTLAND, ORE. 97204

MODERN DESIGN Uses WESTERN WOOD PRODUCTS



The following grades of Western Lumber were used in the construction of this office building:


DOUGLAS FIR Standard Grade 2"x4", 2"x6" for sills, plates, studding and other light framing.

DOUGLAS FIR Select Structural Grade 2"x4" for chords of manufactured trusses and 2"x8" for window mullions.

DOUGLAS FIR Utility Grade 2"x6" tongue and groove decking.

DOUGLAS FIR B&Btr Grade V. G. for all millwork and trim.

WESTERN RED CEDAR C&Btr Grade, 1"x4" and 1"x3" tongue and groove siding.



For OFFICE BUILDINGS

This modern, highly functional office building was constructed at a surprisingly low cost in Portland, Oregon, near a residential shopping center. The architect used Western Lumber to blend the building with its surroundings, yet provide a striking, inviting appearance.

Designed to expand on the site or onto adjoining property, the two-story building has 3,758 sq. ft. on the first floor and 4,294 on the second. Total cost, including air conditioning, was \$10.00 a sq. ft. The building complies with fire code type 5, one-hour fire resistance.

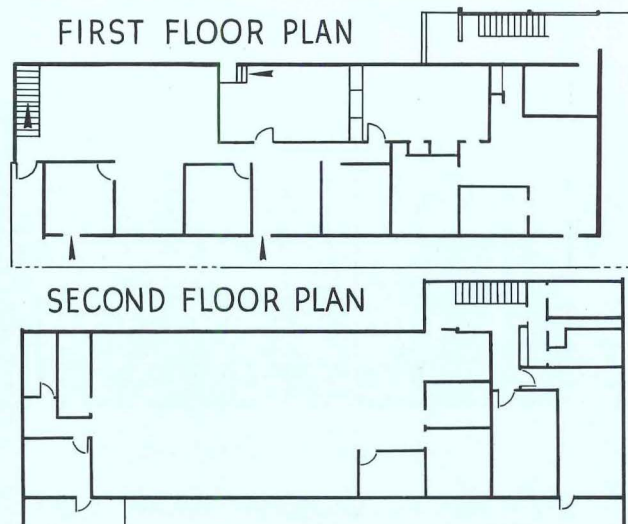
All framing lumber is Douglas Fir in various sizes. Glued laminated beams, fabricated of Select Structural and Standard grades of lumber, support the first and second floors and the roof. First floor beam dimensions are: 5 1/4" x 19 1/2" x 118' and 7" x 14 5/8" x 118'; second floor 5 1/4" x 11 3/8" x 118' and 5 1/4" x 8 1/8" x 118' with a smaller beam—5 1/4" x 9 3/4" x 40'—used to support the off-street entrance and stairway. Glued laminated posts, 6 1/2" x 7" x 22', preservative treated support the balcony on the front of the building.


Manufactured joists, using Select Structural grade, span the width of the building, 32' and spaced 32". Decking, 2" x 6" tongue and groove, is laid on the joists and sub-flooring. All interior wall partitions are non-bearing to permit the adjustment of room sizes to tenant needs.

Two sizes of Western Red Cedar siding add interest to the exterior. Horizontally applied 1" x 4" tongue and groove is used on the front and 1" x 3" of the same pattern is applied vertically on the end of the building.

The attractive simplicity of this office building is a practical example of design achievement possibilities with the standard grades and sizes of Western Lumber. Ask your retail lumber dealer about Western Lumber.

ARCHITECT: H. J. Voderberg, A.I.A.





New Wall Hung Track and Frame Assembly For 1/4" By-Passing Doors

A versatile wall-hung track and frame assembly for 1/4" sliding panels that customize to the needs of residential and commercial installations.

The assembly mounts directly onto the wall to cover a spacious recessed area or wall opening. The use and versatility of applications are unlimited.

Book cases, trophy cases, gun racks, merchandise and medical cases, bathroom cabinets and kitchen cupboards are only a few of the many uses possible using glass, mirrors or 1/4-inch panels for by-passing doors.

- Track and upper guide are both one-piece aluminum extrusions that include the exterior frame and mounting flanges.
 - Entire assembly surface mounts quickly and easily on the wall.
 - Exposed surfaces are highly polished. Other surfaces are anodized finishes.
 - Aluminum shoe and nylon roller assembly glides smoothly and quietly on extruded track.
 - Paneled or glass doors are easily removed simply by lifting up and out.
 - In 3-foot, 4-foot and 5-foot lengths . . . Highly polished extruded Aluminum in anodized clear or brass. Special lengths and anodized colors are available on quotation.
- #3503 3 ft. track length max. opening 28 3/8" H x 37 1/8" W
 #3504 4 ft. track length max. opening 28 3/8" H x 47 1/8" W
 #3505 5 ft. track length max. opening 34 3/8" H x 59 1/8" W


Free 32 page catalog on all EPCO sliding door hardware, pulls and magnetic catches available on request.

See Sweet's catalog under Arch-file 19g-En and Light Const file 7b-En.

The Engineered Products Co.

P.O. BOX 108 • FLINT, MICHIGAN 48501
 TELEPHONE 239-8689 AREA 313

when architects buy audio-visual equipment the screen, most often, is



DA-LITE

Shown is the 8 ft. electrically operated Da-Lite Electrol® projection screen installed recently in a conference room in the Apollo Support Department of General Electric's Daytona Beach plant.

For important conferences, the Da-Lite projection screen at General Electric plays a useful role. Out of sight when not in use, the electrically operated screen lowers automatically at the touch of a button. Superb reproduction of projected pictures on Da-Lite's White Magic II® Chemi-Cote® glass beaded surface is assurance of effective visual presentations.

Experts in the audio-visual field recommend the Da-Lite Electrol for unsurpassed performance. Electrols have been giving trouble-free service for over 26 years.

Da-Lite Electrol screens are available in a wide selection of sizes to fit your needs. They can be recessed in the ceiling or installed on wall or ceiling. Choose a Da-Lite screen—get the *Big Difference*—and the difference costs you nothing.

Write for specifications, prices and name of nearest franchised Audio-Visual dealer.

perfection in projection since 1909



Da-Lite Screen Co., Inc., Warsaw, Indiana

For more data, circle 80 on Inquiry Card

SMITH-GATES EMBEDDED ELECTRIC SNOW MATS®

The Preferred System for Snow and Ice Removal



Pat. Pending

FOR WALKS, DRIVEWAYS, RAMPS, PARKING LOTS, STEPS, ETC.

Embedded in Blacktop or Concrete, Smith-Gates Snow*Mats remove ice and snow efficiently and economically. Snow*Mats are fastest, easiest and least expensive to install because they come in a variety of PREFORMED lengths up to 60' in 6 voltages and 4 heat densities. Snow*Mats are quality-produced with finest materials by the world's largest manufacturer of electric heating tape. And Smith-Gates offers you complete engineering service.

SEECO-HEAT Mats, same as Snow*Mats except for lower wattages, are perfect to remove dampness and chill from concrete floors in basements, garages, bathrooms, kindergartens, etc.

"EMBEDDED IS FOR KEEPS . . . SO KEEP IT SMITH-GATES"

SMITH-GATES CORPORATION
 FARMINGTON CONNECTICUT

For more data, circle 79 on Inquiry Card

For more data, circle 81 on Inquiry



ADVANCE
TRANSFORMER CO.

when you consider
**Fluorescent Lamp
Ballast Protection**
remember
only ADVAN-guard®

Protects Fluorescent Lighting Installations
Against . . . Incorrect voltage supply . . . Excessive
current . . . Internal ballast short circuiting . . .
Inadequate lamp maintenance . . . Improper
fixture application . . . Operation at
abnormal temperatures . . . End-of-life hazards
. . . The need for individual fusing.

Only ADVAN-guard®, a thermally actuated protective thermostat sealed in the ballast housing, is preset to automatically "trip-out" whenever the ballast operates at abnormal temperatures from any internal or external cause. Unlike other protective devices which permit premature ballast destruction by cutting the ballast out of the line only after it has been destroyed, ADVAN-guard® cuts out before heat can cause premature destruction, resets automatically when the trouble has been corrected and permits the ballast to resume normal operation. Insist on ADVAN-guard® equipped fluorescent lamp ballasts for safety and longer life.

ADVANCE®




WORLD'S LARGEST EXCLUSIVE
MANUFACTURER OF
FLUORESCENT LAMP BALLASTS

TRANSFORMER CO.

2950 NO. WESTERN AVE. CHICAGO 18, ILL. U.S.A.

In Canada: Advance Transformer Co. Ltd., 5780 Pare St., Montreal, Quebec

For more data, circle 82 on Inquiry Card



SLAB SHORE SYSTEM

NEW METHOD OF FLAT SLAB FORMING FOR MULTI-STORY HIGH-RISE CONSTRUCTION



Symons Slab Shore System uses Symons standard Steel-Ply Forms, normally used for vertical wall forming, for all decking requirements. Material adaptability, ease of assembly, speed of erection and stripping are among its advantages over conventional flat slab forming.

Almost any slab forming requirement up to 15' in height is made possible by combining tubular steel shores and extensions. Under normal loading conditions, each shore can support up to 60 sq ft of formed deck with a minimum of lateral bracing.

Forms are set on sliding ledger angles; securely held without clamping or connecting hardware. Forms strip easily, without disturbing stringers or shores. System eliminates reshoring; allows more reuse of forming equipment.

Symons Slab Shore System, including all component parts, is available for rental with purchase option.

Free field service and engineering layouts are available for all jobs. Using this service increases the benefits of the System . . . means a better job, at a lower cost.

 CONCRETE FORMING EQUIPMENT
SYMONS MFG. COMPANY
122 EAST TOUHY AVE., DES PLAINES, ILL.

MORE SAVINGS FROM SYMONS

For more data, circle 83 on Inquiry Card

Office Notes

continued from page 110

named partners by Neuhaus & Taylor.

A new architectural and planning firm, **Ellerbroek, Koteles, Fox and Associates**, has been established with offices at 320 West Coast Highway, Newport Beach, Calif.

James R. Livingston has been elected executive vice president and **Adolf H. Roessling** has been elected vice president and secretary in the Detroit-based firm of **Smith, Hinchman and Grylls, Associates, Inc.**

Lin Y. Huang, William C. Louie, Jack E. Mildner, Ross W. Pursifull and **John A. Sheoris** have been named associates in the Detroit-based firm of **Smith, Hinchman and Grylls, Associates, Inc.**

Leroy F. Owens, A.I.A., and **Antonio C. Ramos, A.I.A.,** have joined the firm of **A. R. Clas, F.A.I.A.** and **George H. Riggs, Jr., A.I.A.,** henceforth to be known as **Clas, Riggs, Owens and Ramos, Architects,** of Washington, D.C.

The appointment of **Edward Paul** as chief architect, **Jack Goorskey** as chief of design, and **Melvin Kupperman** as assistant chief structural engineer has been announced by the Chicago-based architectural and engineering firm of **A. Epstein and Sons, Inc.**

Cesar Pelli, architect, has been appointed Director of Design for the architecture-engineering firm of **Daniel, Mann, Johnson & Mendenhall** in Los Angeles.

A new firm for the practice of architecture and engineering, **Sample-Mullins**, has been established with offices at 115 N. Carroll St., Madison, Wis., 53703.

Rolland D. Thompson, A.I.A., has been appointed an associate in the architectural and engineering firm of **Kelly & Gruzen** of New York.

New Addresses

Edward J. Aisner, 250 Stuart St., Boston, Mass., 02116.

Bushnell, Jessup, Murphy & Van De Weghe, Architects, 345 Vallejo St., San Francisco, Calif.

Francis Pisani Associates, 235½ E. 78th St., New York, N. Y., 10021

Harry B. Carter & Associates, 645 N. Michigan, Rm. 430, Chicago, Ill.

For more data, circle 84 on Inquiry Card ➔

SCHOKBETON®

invites you to
visit your nearest
licensed producer

For the best in
precast concrete
specify
Schokbeton

EASTERN SCHOKCRETE CORP.

441 Lexington Ave., New York 17, N.Y.

EASTERN SCHOKCRETE CORP.

65 Mountain St., West, Worcester, Mass.

EASTERN SCHOKCRETE CORP.

5011 Kerby Hill Rd., Oxon Hill, Md.

SCHOKBETON-PITTSBURGH, INC.

Subsidiary of the Levinson Steel Co.
37 South 20th St., Pittsburgh, Pa.

CREST SCHOKBETON CONCRETE INC.

P.O. Box 328, Lemont, Illinois

PRECAST/SCHOKBETON INC.

P.O. Box 2088, Kalamazoo, Michigan

MABIE-BELL SCHOKBETON CORP.

P.O. Box 1558, Greensboro, N.C.

MABIE-BELL SCHOKBETON CORP.

Peachtree City, Georgia

MABIE-BELL SCHOKBETON CORP.

P.O. Box 47546, Miami, Florida

INLAND SCHOKBETON

A Division of
Nebraska Prestressed Concrete Co.
P.O. Box 408, Lincoln, Nebraska

ROCKWIN/SCHOKBETON DIV.

Rockwin Prestressed Concrete Corp.
Subsidiary of United Concrete Pipe Corp.
P.O. Box 2536, Santa Fe Springs, Calif.

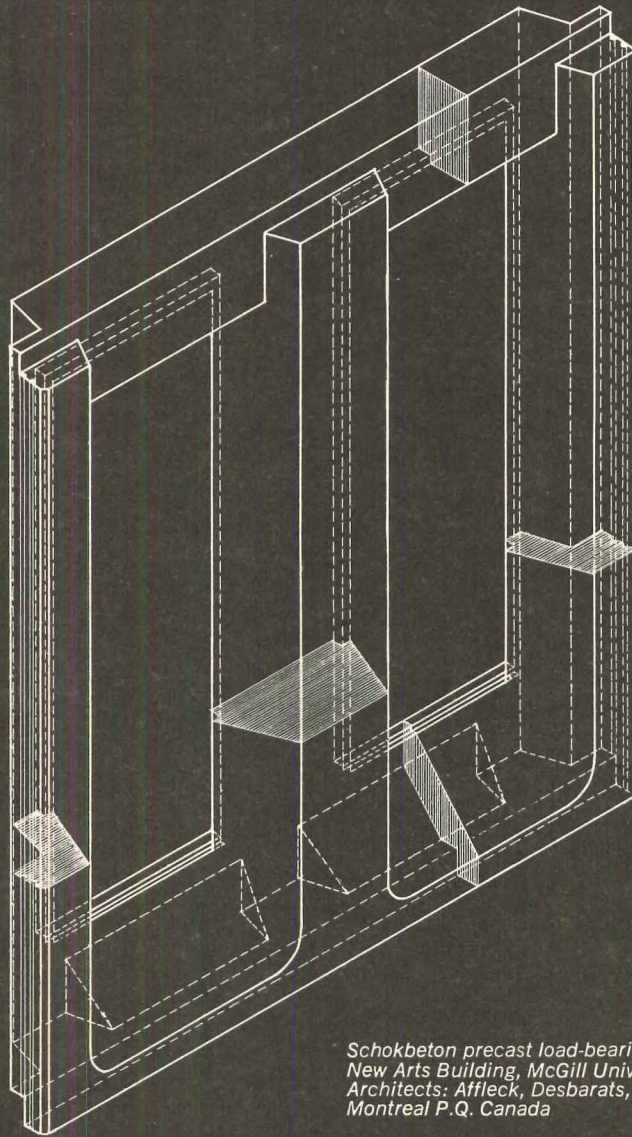
CANADA

SCHOKBETON QUEBEC INC.

P.O. Box 278, St. Eustache, Quebec

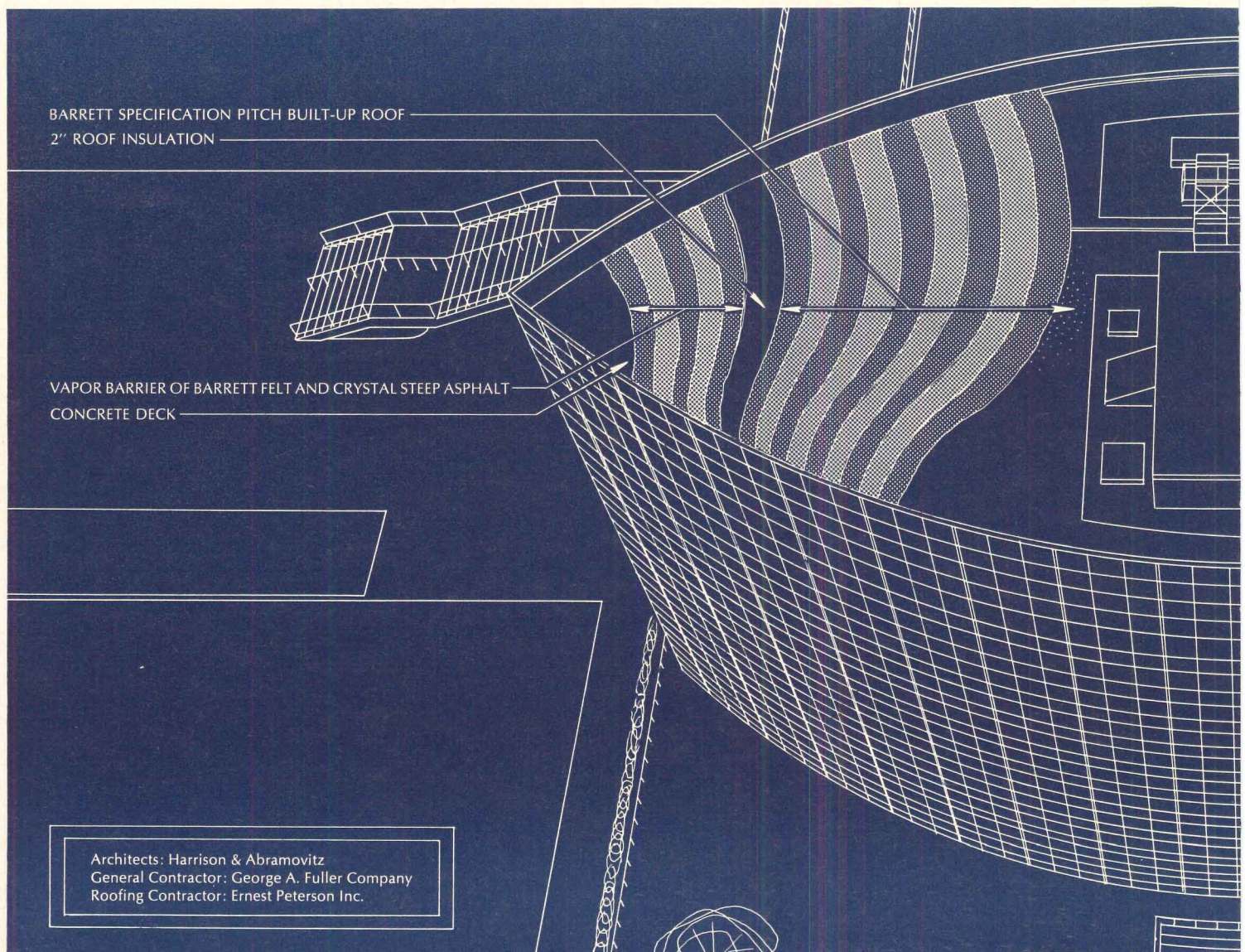
Schokbeton's ability to produce precast concrete architectural components incorporating sophistication of design with functional purpose is graphically illustrated on the New Arts Building, McGill University, Montreal, Canada. This isometric drawing shows the excellent detailing of the Schokbeton double window unit which provides the theme of this handsome building.

SCHOKBETON®



*Schokbeton precast load-bearing window-wall element
New Arts Building, McGill University, Montreal P.Q. Canada
Architects: Affleck, Desbarats, Dimakopoulos, Lebensold, Sise
Montreal P.Q. Canada*

Barrett...exciting new building materials from chemistry




“Package” of Barrett products wraps up exciting design of new Phoenix Mutual Building

When Harrison & Abramovitz were designing this unusual building for Hartford's A.I.A. award-winning Constitution Plaza, they specified a Barrett built-up roof to assure lasting protection against New England's changeable climate.


The unusual elliptical design of this building called for easy-to-handle, versatile interior partitions. Here Barrett Gypsum Wallboard was the choice because it provided the perfect material for durable, attractive walls that could easily be fabricated to unusual shapes.

The entire spacious promenade of Constitution Plaza employs Barrett Urethane Expansion Joint Filler which was specified to assure crack-free, resilient joints throughout the entire project.

What can a Barrett “package” of building materials do to improve your next building project? Plenty! Why not find out by calling our local representative or write Barrett Division, Allied Chemical Corporation, Department AR5, 40 Rector Street, New York, N.Y. 10006.



The entire Constitution Plaza was constructed over a modern 1800 car underground garage which is completely protected by Barrett waterproofing products.



For more data, circle 85 on Inquiry Card


YORK Air Conditioning gives these buildings a better climate for business!


These leading buildings are comfort-conditioned by York. That means their occupants enjoy a better climate for business; and their owners have the advantages of low operating costs, a minimum of maintenance.

York leadership in total environment conditioning has been demonstrated in buildings of every type, in every climate. York's many advances in sound control and better ways to control temperature and humidity have been recognized by

leading architects and consulting engineers, and by building owners who want a better climate for working... a better climate for business.

When you plan air conditioning for any building—new or existing—ask your York Representative for specification data on advanced York equipment. Or write York Corporation, York, Pennsylvania. In Canada, call or write Shipley Company of Canada, Ltd., Rexdale Boulevard, Toronto, Ontario.





120 Church Street, New York, N. Y. This new 21-story office building is completely air conditioned by York equipment. 1,072 York Hi-I Induction units air condition individual offices; chilled water for cooling is furnished by two York steam absorption systems. Owner and builder, Dewey Carver. General Contractor, Irons & Reynolds. Mechanical Contractor, Kerby Saunders, Inc. Architect, Robert L. Bien. Consultants, Sears & Kopf and Michael S. Carver—all of New York, N. Y.



Continental-Houston Motor Hotel, Houston, Texas. 228 York Fan-coil units provide air conditioned comfort for guests of this motor hotel. Chilled water for cooling is furnished by two York Hermetic Turbopaks. Owner, Continental-Houston Motor Hotel Co., Inc. Builder, Manhattan Construction Co., Houston. Architect, William Hirsch, Los Angeles. Structural Engineers, Manhattan Industrial Corp., Houston. Mechanical Contractor, Barber Co., Inc., Houston. Mechanical Engineer, Roy F. Williams, Houston.




Broadway Department Store, West Covina, California. Chilled water for air conditioning is provided by a York Hermetic Centrifugal system. Building owner, New York Life Insurance Company. Architect, Charles Luckman & Associates, Beverly Hills, California. Structural Consultants, Brandow and Johnson, Los Angeles. Mechanical Consultants, J. L. Hengstler, Los Angeles. Mechanical Contractor, Cal-Aire Conditioning Company, Los Angeles. General Contractor, Steed Bros., Alhambra, California.

YORK CORPORATION
Subsidiary of Borg-Warner Corp.
YORK, PENNSYLVANIA

THE QUALITY NAME IN AIR CONDITIONING AND REFRIGERATION



ANOTHER YORK ADVANCE!



York SUNLINE Rooftop Air Conditioner heats, cools, ventilates . . . takes no floor space.

For more data, circle 86 on Inquiry Card

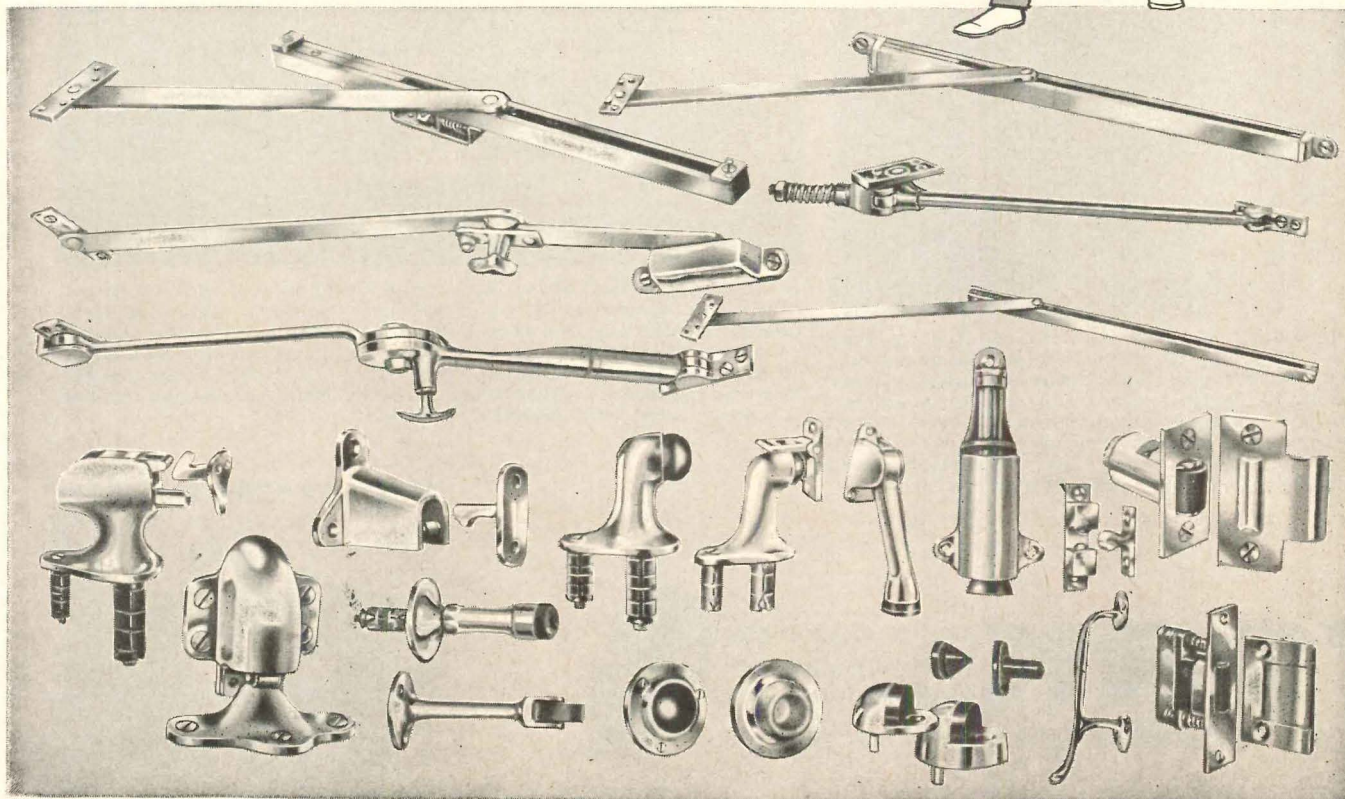

GJ *from your* DOOR CONTROL SPECIALIST

... the only complete line of door control hardware, enabling you to select to fit your exact functional and budget requirements.

... experienced analysis of every order with engineering aid when required.

... quality, the finest in materials and workmanship, consistent for over 35 years.

Your specification means more when you write in
"... shall be GJ."



GLYNN-JOHNSON CORPORATION



4422 n. ravenwood avenue
 chicago 40, illinois

For more data, circle 87 on Inquiry Card

For more data, circle 88 on Inquiry Card ➔

A new perfection in glass

PPG FLOAT

You're looking at this rose
through six pieces
of PPG FLOAT—
see for yourself the
distortion-free quality
of this new glass.


PPG FLOAT
is this century's
most exciting development
in glass.
Watch for it.

Pittsburgh Plate Glass Company
Pittsburgh, Pa. 15222.

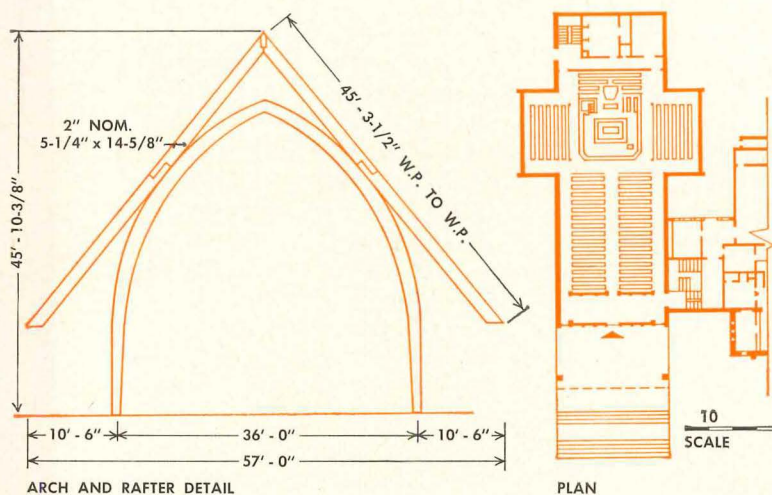



PPG makes
the glass
that makes
the difference






Architect / Pietro Belluschi, Anderson, Beckwith and Haible • Contractor / Rich Construction Company • Trinity Episcopal Church, Concord, Massachusetts



Rilco Laminated Wood... the span between imaginative design and economical construction

Pietro Belluschi had the difficult design problem of blending a new 400-seat addition with a 67-year-old rural New England Gothic design. Simple continuity in the church was essential. So was economy. For these reasons, he specified laminated wood beams, arches, solid sawn members and decking for the framing plan. And a 57-foot Rilco wood truss was used in the sacristy. Most of the Rilco structural members were pre-drilled to fit hardware provided. The job went fast. Labor costs were kept down with simple erection procedures. You can put the same advantages to work for you on your next job. See Sweet's Architectural Catalog File, 2bRi and AIA File 19-B-3, or write Weyerhaeuser Company, Box B-24, Tacoma, Washington.



For more data, circle 89 on Inquiry Card

ARCHITECTURAL LEAGUE AND A.I.A. SPONSOR PROGRAM AND EXHIBIT ON PENNSYLVANIA AVENUE

When New York architects met for the first time to discuss the Pennsylvania Avenue Redevelopment project, the prevailing atmosphere of the meeting seemed to be one of general approval and optimism. The meeting, which was sponsored by the New York Chapter of the American Institute of Architects and The Architectural League of New York, was held on September 9 at the Museum of Modern Art, along with an exhibition of the project.

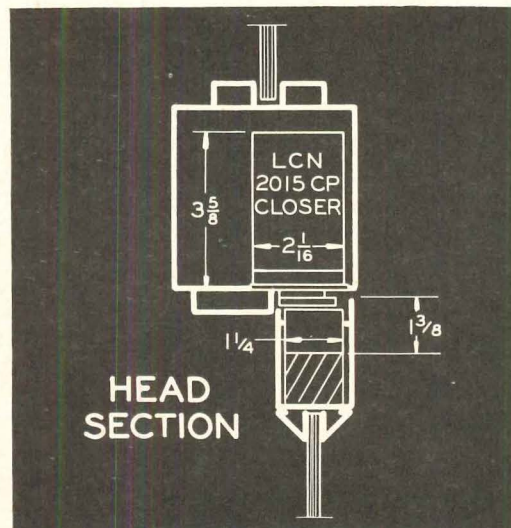
Morris Ketchum, first vice president and president-elect of the national A.I.A., opened the meeting by expressing the wholehearted approval of the A.I.A. for this scheme whose aim was "to improve the total environment of architecture." He said that all things considered, the scheme was not really as expensive as many had expected.

Nathaniel Owings, of Skidmore, Owings and Merrill, chairman of the President's Council on Pennsylvania Avenue, introduced the scheme to the audience with the aid of some colored slides. He emphasized that the scheme he was presenting was fully a team effort and that every decision adopted had been discussed and agreed by the Council as a whole. The experience of chairing this Council had been a most rewarding one and had convinced him that great things were possible from team design.

Daniel Kiley, landscape architect and also a member of the Council, echoed Mr. Owings' sentiments about the work of the Council, and talked a little about the landscaping of the scheme. He said that as the White House was primarily a domestic building, it was felt that it would be wrong for the avenue to lead right up to its entrance. They had therefore planned an informal "national square" as the culmination of the avenue at this end. The paved square would be a place for people to gather and stroll around, and would be rather like the squares one finds all over Europe.

Discussion moderated by Douglas Haskell revolved around the traffic flow, the effect of the scheme on the area as a whole and the question of visual orientation, which was felt to be at present rather poor. Asked whether the introduction of Renaissance "bric-a-brac" such as the fountains and pillars shown on the scheme was an appropriate expression of the 20th-century American image, Mr. Owings said that the scheme was intended to express the total spirit of the United States, not just 20th century America. He felt therefore that it would be inappropriate to introduce ultra-modern art forms which might become completely outdated.

Relying to a question as to what would be the next step towards getting the necessary governmental approval to the execution of the scheme, Mr. Owings said that at present members of Congress were individually studying the project and so far their reaction had been very favorable. The basic material was now awaiting the President's consideration, and procedures for further action would be developed after the Presidential decision, which was not expected until after the election.




Construction Details

for LCN overhead concealed door closer
installation shown on opposite page

The LCN series 2010 closers' main points:

- 1 Efficient, full rack-and-pinion, two-speed control of the door
- 2 Mechanism entirely concealed in head frame and top of door; arm shows when door opens, is hidden when door is closed.
- 3 Hydraulic back-check cushions door if thrown open violently, saving door, wall, etc.
- 4 Hold-open available at 85, 90, 100 or 110 degrees setting
- 5 Closers are made for heavy duty and long life



Descriptive matter on request—no
obligation, or see Sweet's 1964,
Section 19e/Lc

LCN

LCN CLOSERS, PRINCETON, ILLINOIS

A Division of Schlage Lock Company

Canada: LCN Closers of Canada, Ltd.,
P.O. Box 100, Port Credit, Ontario

For more data, circle 90 on Inquiry Card




Modern Door Control by
LCN
Closers concealed in head frame

Physics and Astronomy Building
University of Michigan
Ann Arbor, Michigan

Albert Kahn Associated Architects
and Engineers



LCN CLOSERS, PRINCETON, ILLINOIS

Construction Details on Opposite Page



SHAPE A MIGHTY CATHEDRAL SPIRE

COPPER SPIRE for Church of the Open Door, Muskegon, Mich. It was fabricated from 5,000 lbs. of 16 oz. Cold Rolled Revere Copper by LIVINGSTON SHEET METAL CO., Muskegon. Spire is 81 feet high and 19 feet in diameter at the base. Revere Distributor: CENTRAL STEEL AND WIRE COMPANY, Chicago, Ill.




ROOF A SCHOOL

BATTEN SEAM ROOF on Miss Porter's School, Farmington, Connecticut, was fabricated from 30,000 lbs. of Revere Sheet Copper. Architect: MOORE & SALSBURY, West Hartford, Conn. General Contractor: FELIX BUZZI & SON, INC., Torrington, Conn. Sheet Metal Contractor: EARNEST PETERSON, INC., Hartford, Conn.

YOU CAN DO ALL THREE, AND MORE, WITH

**VERSATILE
REVERE
COPPER**



GUTTER SHOWN HERE on front of the Educational Building, State of New York, Albany, is 606' long by 7' 10" wide. Gutter around entire building runs 1,818' in widths of 5' 1" and 7' 10". 38,000 lbs. of 32 oz. Revere Copper were used. Architect: CARL W. LARSON, State Architect. Roofing & Sheet Metal Contractor: VENDITTI BROS., INC., Schenectady, N. Y. Revere Distributor: BINGHAMTON HARDWARE COMPANY, Binghamton, N. Y.

"Man's oldest metal," is also his newest when it comes to design possibilities. The flexibility of copper in building construction is virtually unlimited.

It is because of this versatility of copper that architects are incorporating it in their work more and more.

Scan the plans now taking shape on your boards . . . consider the ones you are planning for the future. There undoubtedly are excellent opportunities to take advantage of the tremendous design flexibility of copper . . . just the advantage you've been looking for to make your buildings outstanding works of achievement. You'll find copper doubly effective when you wish to combine utility with beauty.

We believe it will pay you to "Have copper in mind when you design."

Revere's Technical Advisory Service will be glad to help you in creating the unusual with copper and its alloys. Get in touch with the Revere Office nearest you today.

SEND TODAY for free copy of "Copper and Common Sense," Revere's 140-Page Brochure illustrating the design principals and techniques of sheet copper construction. Also free companion piece, "The Revere System of Copper Flashing," for the complete weatherproofing of masonry buildings. Address Dept. "R-4" at address below.

REVERE

COPPER AND BRASS INCORPORATED

Founded by Paul Revere in 1801

Executive Offices: 230 Park Ave., New York 17, N. Y.
Sales Offices in Principal Cities . . . Distributors Everywhere



For more data, circle 91 on Inquiry Card



Specify the Walk-In Refrigerator you might have designed yourself.

(If we hadn't done it for you)

Bally all-metal sectional Walk-Ins provide the ultimate in efficiency and long range planning. Made with features you can't get in "built-ins" and at lower cubic-foot cost than "reach-ins" ● Bally Walk-Ins for normal or low temperature can be assembled in any size or shape from prefabricated sections. Easy to increase size for growth requirements by adding sections. Easy to disassemble for relocation ● Insulated with urethane "foamed-in-place". 4" thickness equals 8½" of fibreglass. Galvanized or aluminum interior and exterior for maximum sanitation. Stainless steel available ● Lightweight door is self-closing and easy to open with improved hand lock (inside safety release) and foot treadle ● Self-contained refrigeration systems are factory tested, hermetically sealed.



See our brochure in Sweet's Architectural File 25a/Ba or write for details about Bally engineering service and sample of urethane wall.



Address Correspondence to
Dept. AR.

Bally Case and Cooler, Inc., Bally, Pennsylvania

For more data, circle 92 on Inquiry Card

For more data, circle 93 on Inquiry Card ➤

Free! Benjamin Portfolio of outstanding Lighting Classics Installations, plus your copy of the 40 page Lighting Classics catalog. Mail this coupon today!

BENJAMIN PRODUCTS
THOMAS INDUSTRIES INC.
207 E. Broadway, Dept. C2, Louisville, Ky. 40202

Send me your Portfolio of Lighting Classics Installations and catalog.

Name _____

Company _____

Address _____


City _____ State _____ Zip code _____

Let Catalina II Capture Your Imagination

Perfection in modern design becomes a reality as Catalina II blends the smooth flowing lines of customized styling with exceptional illumination performance. Unmarred by metal rails or braces, unblighted by dust or insects, Catalina is a perfect


complement to modern offices. Double-wall polystyrene side panels are chemically welded to the diffuser, forming a one-piece assembly. If this isn't what you're looking for, see the Coronado, Caravel and Versateer units on the next page.






**TIMELESS BEAUTY IN A
CEILING-HUGGING DESIGN**

Apparent depth is only 2½ inches, making **Coronado** truly an unobtrusive light source. A new Prisopal lens that casts light with the efficiency of a prism and the softness of a white diffuser.



**WRAP-AROUND EFFICIENCY
THAT ACCENTS ANY CEILING**

See how the **Caravel** bends the light gently around its outer perimeter bringing a warming influence to any ceiling. The solid end construction completely eliminates light leaks. A new spring-type centering device keeps lens in place.



**A PERFECT COMBINATION OF
BEAUTY WITHOUT BOTHER**

Here's the recognized standard for schools, offices, stores, banks or any other commercial application. **Versateer** is available with steel or frost white polystyrene sides. The louvers can be removed for easy cleaning and re-lamping.

Don't forget to send in the coupon on the front page for Thomas Industries catalog and new portfolio of Lighting Classics Installations.

BENJAMIN PRODUCTS
 **THOMAS INDUSTRIES INC.**
207 E. Broadway, Dept. C2, Louisville, Ky. 40202

Every window in a curtain wall has its own particular variances, deviations, gaps and crevices. You've filled them with butyl rods. And stuffed them with caulking. It still rains in. Now maybe it's time you oozed them full of enormously expansive, permanent, stable, waterproof, economical, never-failing

GLOP



Technically, rigid polyurethane foam. You shoot it between windows and building columns with a gun. Appropriately called the glop gun. The glop expands and hardens instantly into what looks like great mounds of solidified shaving cream. Then you scrape off the excess. And there. Not a gap. Not a crevice. Not a variance or deviation in sight. Glop has molded itself to fit precisely. And permanently. The leak in the curtain wall building has been plugged. No more rain trickling in, and down, and around, and emerging heaven-knows-where. No more contractors playing the expensive and exasperating game of trickle tracking.

Glop saves money in other ways, too. The present multiple caulking operations are reduced to one. The tolerances of both window frames and columns become less critical. Heating costs are reduced. (In addition to being a better sealant, urethane foam is also a better insulator.)


Since both the building problem and the foam have been around for a while, how come you're just hearing about this? Because it finally occurred to somebody (*us*) that the two belonged together. The first curtain wall building to have windows foamed in position is the Security Life Building in Denver. The special prepolymers used were made from Olin raw materials by Phelan's Resins & Plastics, Burlington, Iowa. When the operation was over, Mr. George W. Skinner, Superintendent of the Harmon Construction Co., made a statement. "We say that we have solved the problem with urethane foam, and we say it unequivocally and without reservation." Not bad for homely old glop.

For more information, contact us.

ORGANICS DIVISION **Olin**
460 PARK AVENUE, NEW YORK, N.Y. 10022

For more data, circle 94 on Inquiry Card

For more data, circle 95 on Inquiry Card ➤



Zer-O-Cel insulation, based on a Hetrofoam polyol system, saves space in this built-in freezer at Revere Smoked Fish Company.

He's building space into a freezer

This built-in freezer must maintain temperatures as low as -20° F.

Yet look how thin the insulation is! It's Zer-O-Cel,* a polyurethane foam based on Hetrofoam.® It is so efficient, a four-inch thickness does the job of eight inches of ordinary insulation.

It adds 626 cubic feet, or 17% more storage space, to this freezer.

Uses hot asphalt, eliminates the need for the more expensive cold mastics and adhesives. Double layers of asphalt-coated, two-inch-thick slabs are installed against asphalt-primed walls

and set into hot asphalt on the flooring.


Nontoxic. It has been approved by the U. S. Department of Agriculture as a nontoxic material for use in food processing and storage.

Retards fire. It has been rated non-burning by ASTM-D-1692 test conducted by the Pittsburgh Testing Laboratory.

We'd like to tell you more about the properties that make Hetrofoam-based polyurethane foam an ideal material for many architectural and construction applications. Please write Durez®

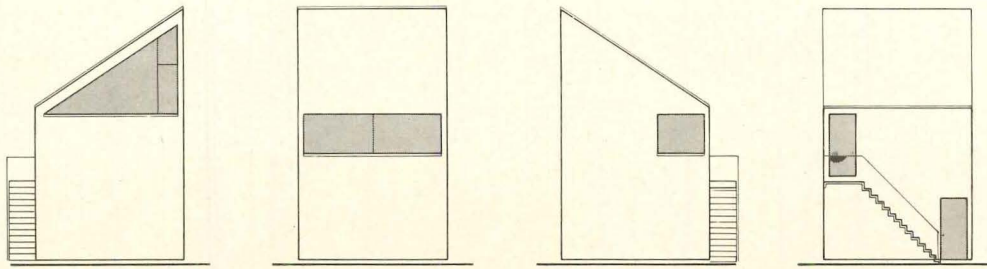
Plastics Division, Hooker Chemical Corporation, 8011 Walck Road, North Tonawanda, N. Y. 14121.

**Zer-O-Cel is a registered trademark of National Gypsum Company.*



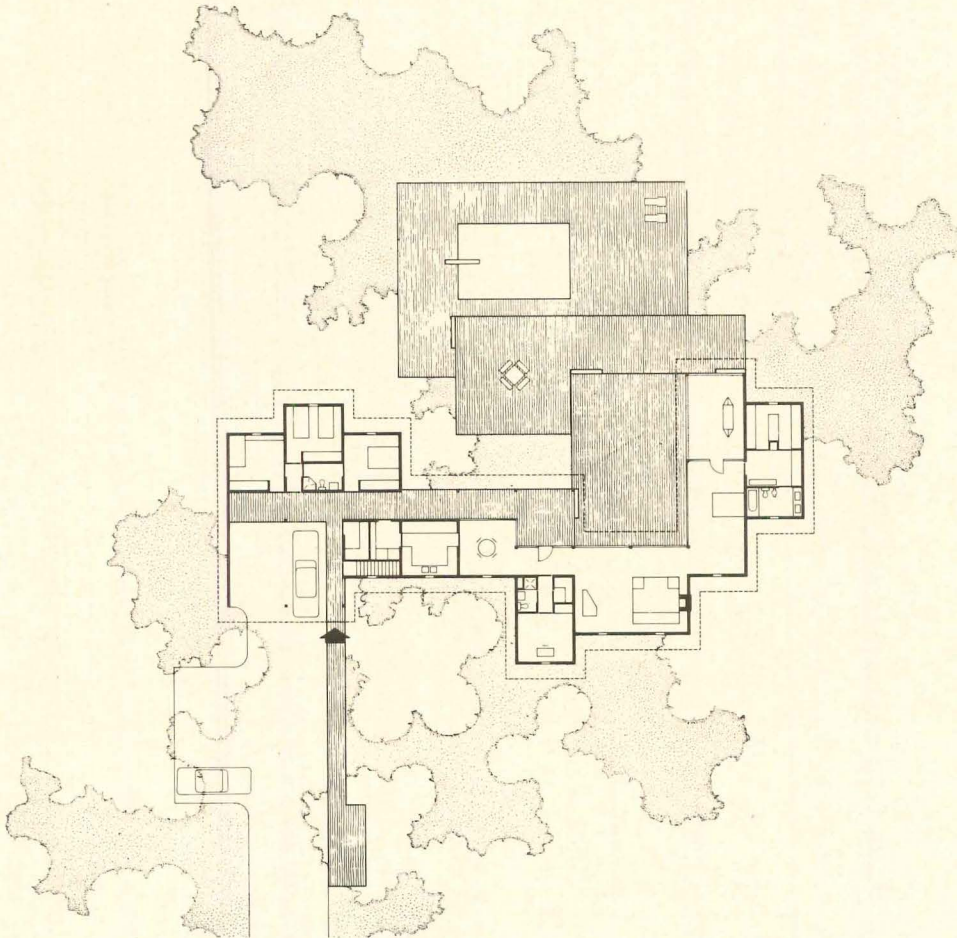
DUREZ PLASTICS DIVISION

For more data, circle 96 on Inquiry Card



“GEOMETRY, MASS, VOLUME”

Osborn Studio—1950



“CONTINUITY, PROGRESSION, SEQUENCE”


Dooneief House—(project)—1960

New Houses by
EDWARD LARRABEE BARNES

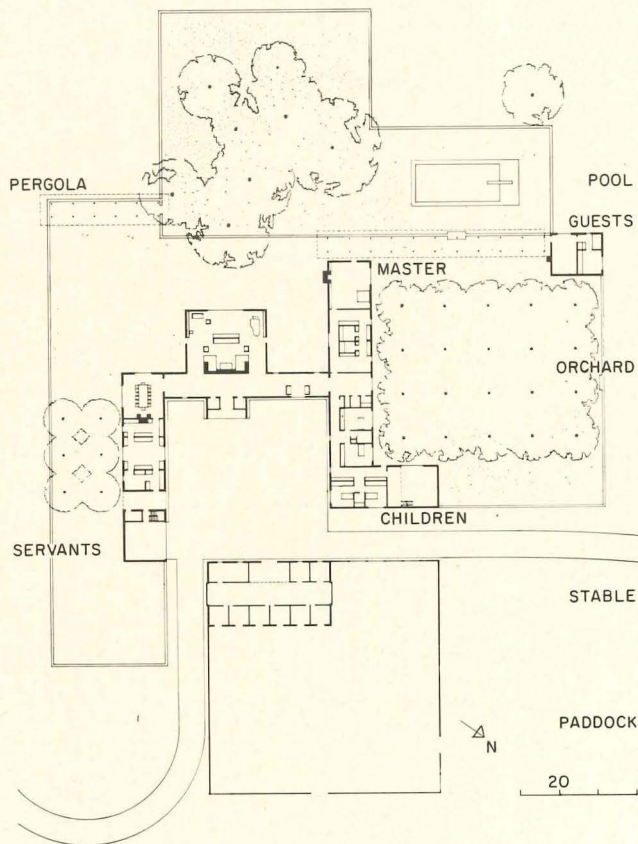

Barnes' personal “design impulses,” noted above, are illustrated in a group of new houses which progress from simple geometric patterns to an enlargement into village-like complexes of roof shapes and glazed voids



MIDDLE WESTERN COUNTRY HOUSE—1963-1964




Warren Reynolds & Associates photos






"Coming in the front entrance road or up the farm service road, this house looks like a village on a hill. One enters a square central courtyard surrounded by low white walls and scattered peaked roofs. The great living room, master bedroom, and the two-story guest house and servants quarters all have studio peaks. The rest of the house moves quietly under a low flat roof. The materials—white siding, gray-green terne roofing and great sheets of glass—are simple, even austere. It is the sunlight and shadow on the masses, and the reflection and transparency in the openings that illuminate the architecture.

The outdoor spaces are an outgrowth of zones within the house. There is the terraced lawn and sheltered side courts all related to the living room. There is the square orchard related to the bedroom, playroom and guest house. There is the long terrace related to dining and kitchen. And there is the square paddock abutting the stable. These outdoor spaces are defined with low limestone walls, white farm fencing and long low arbors."







Warren Reynolds & Associates






Uli Roth photos



MIDDLE WESTERN COUNTRY HOUSE—1963-1964



Warren Reynolds & Associates




Uli Roth photos



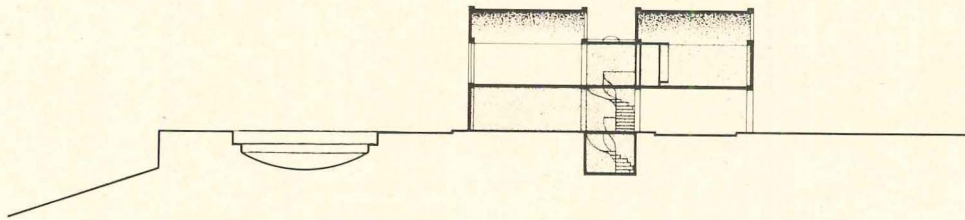
MIDDLE WESTERN COUNTRY HOUSE—1963-1964



Warren Reynolds and Associates photos




"Great sheets of glass in the peaked roofs admit light from the sky. Most of the other windows are 'pocket' windows so that the glass, frame, screen, and all can disappear in the wall leaving clear naked openings. The interior materials are as pure and continuous as the exterior ones. Walls and ceilings are planks. The floor is gray-green slate." Architect: Edward Larrabee Barnes; associate architects: Cavin and Page; job captain: Hildegard Bergeim; structural engineer: John Mascioni; mechanical engineers: Gausman and Moore; landscape architect: James Fanning; interiors: Benjamin Baldwin; contractor: Carl N. Peterson and Son

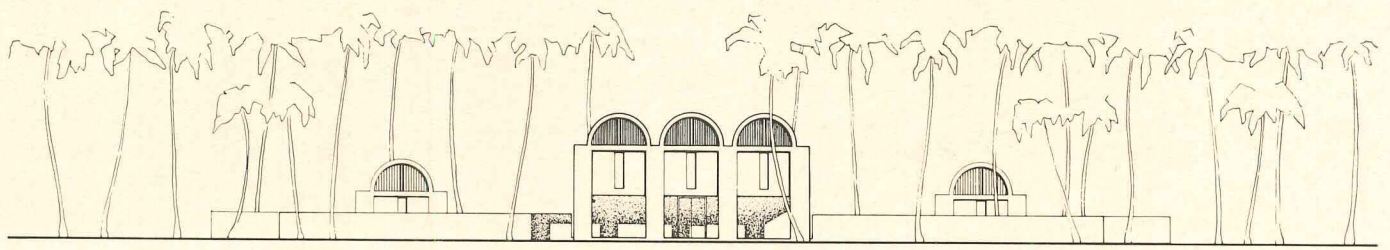
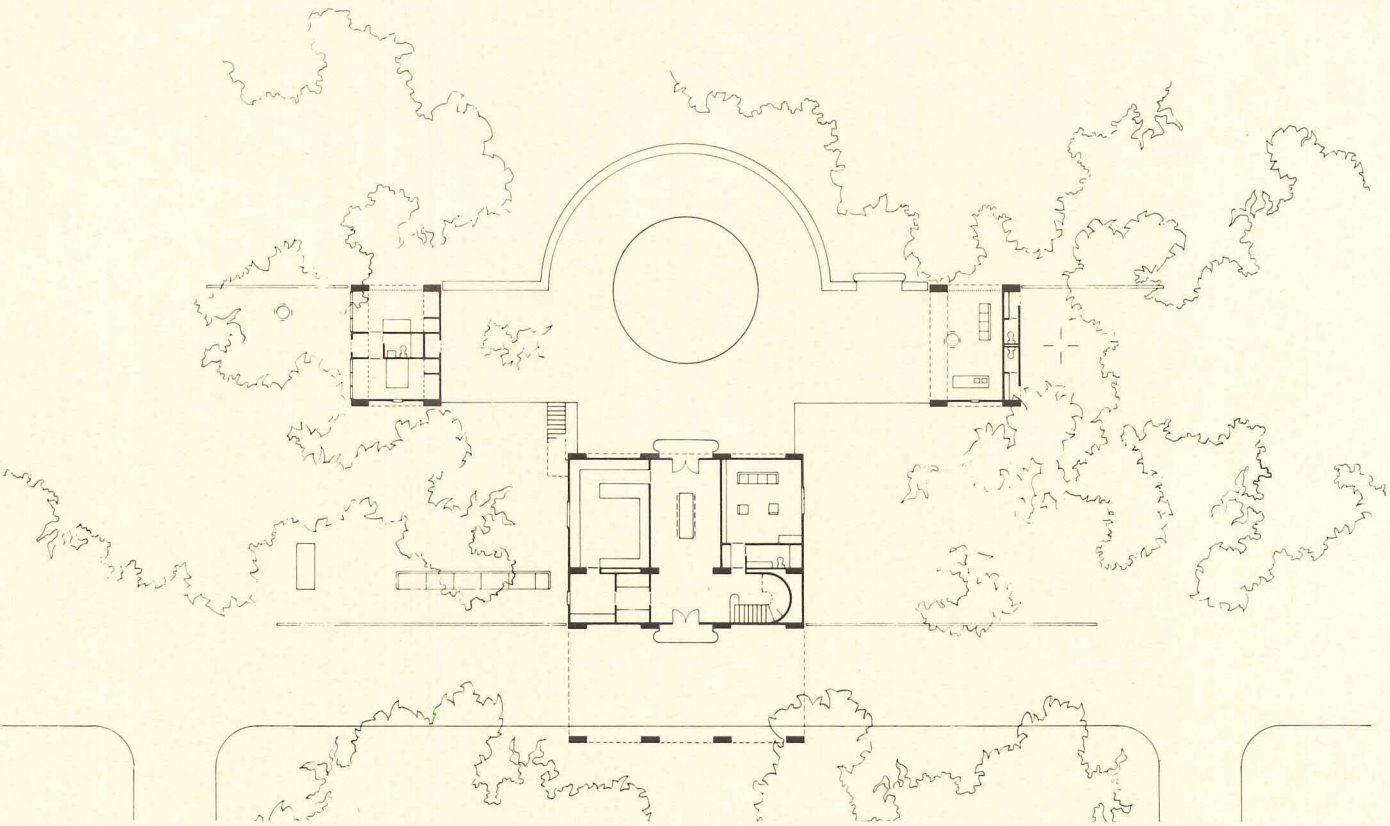
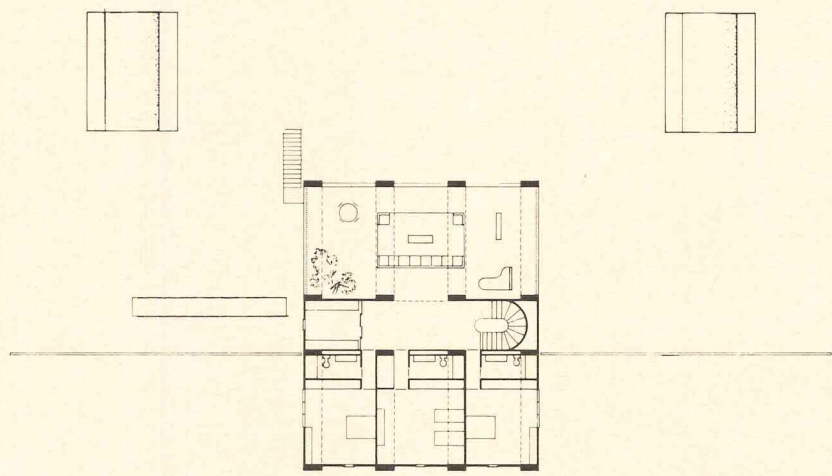
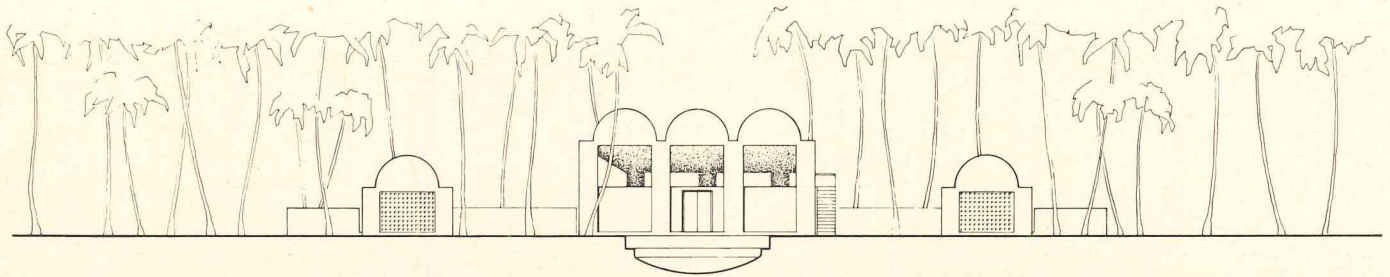


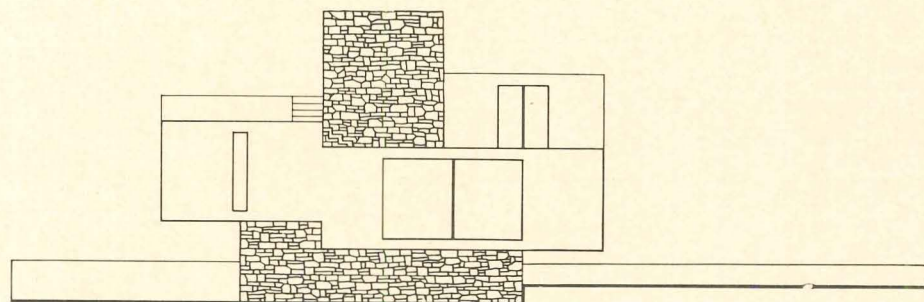

"This formal tropical house was designed to stand in a coconut grove overlooking the sea. The entrance is through an open *port cochère* or car port. Dining, service, and guest quarters are all on the ground floor related to the terrace and circular pool. The living room is a sort of open porch on the second floor with bedrooms behind. The structure—poured concrete columns and vaults—is clearly articulated.

The section shows how the plan reverses—how the ground floor open space occurs on the entrance side and the second floor open space occurs on the view side." Architect: Edward Larrabee Barnes; assistant; Giovanni Pasanella



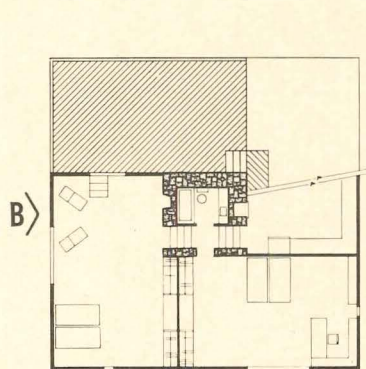
Louis Checkman



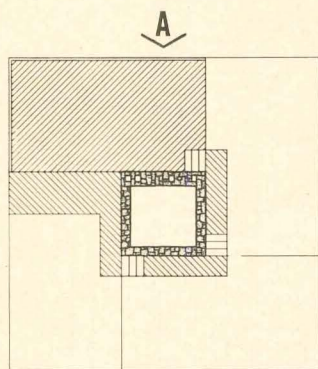


A ELEVATION FROM LAKE

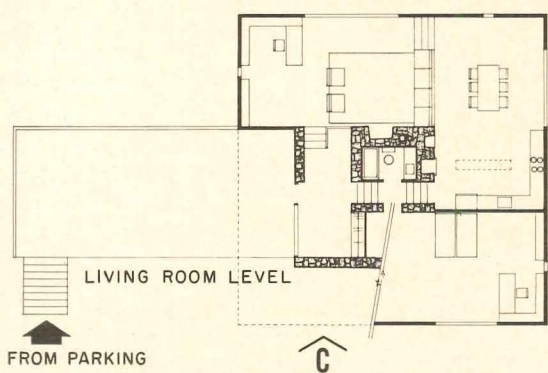
"A spiral plan. One enters the stone base from a lake path or one level up from the entrance road. Then one climbs through a succession of rooms as on a circular staircase until reaching the roof. Still climbing from one roof to the next, one finally comes to an upper lookout with a view over all the lake. The stone core contains all the utilities, vents and flues. The other rooms cantilever out from this core." Architect: Edward Larrabee Barnes; assistant: Noel Yauch



B) BEDROOMS

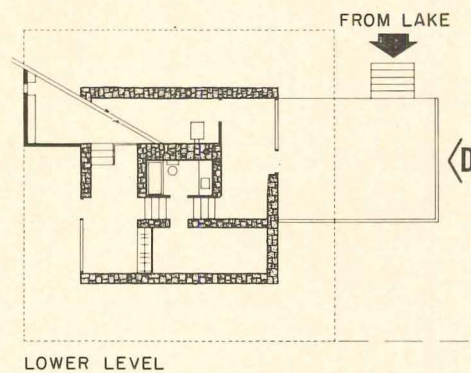


ROOF

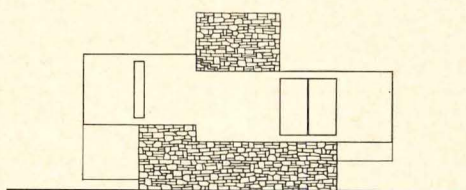


FROM PARKING

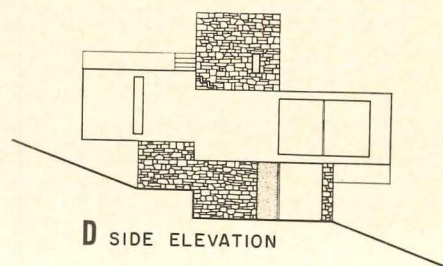
B SIDE ELEVATION




LOWER LEVEL



C ELEVATION FROM ROAD



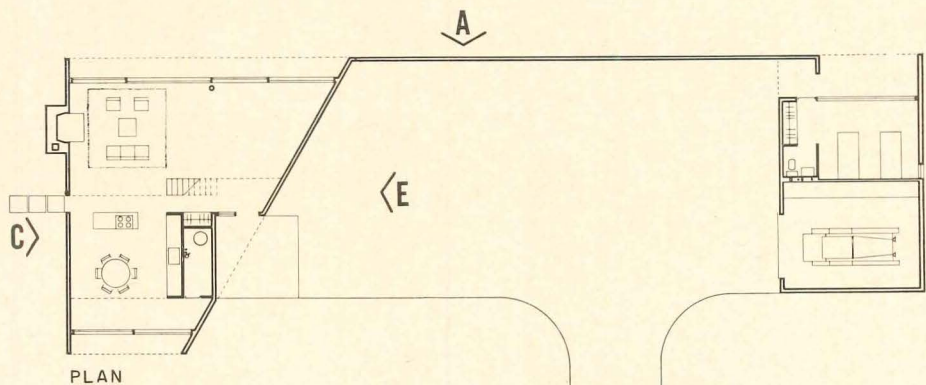
D SIDE ELEVATION



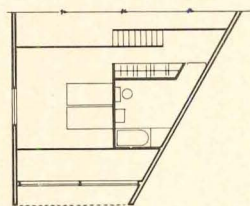
A ELEVATION FROM SEA

"This house has a wide low window looking north to the water, and a tall window looking south to the woods. Thus the form is a kind of wedge—flaring in plan toward the sea and flaring in section toward the land. The bedroom is on a balcony bridge. Under it is the kitchen-dining room.

A long fence ties the guest room and garage to the house, and defines the entrance court. Cedar shingles make the forms monolithic and the surfaces continuous." Architect: Edward Larrabee Barnes; assistant: Siglinde Stern



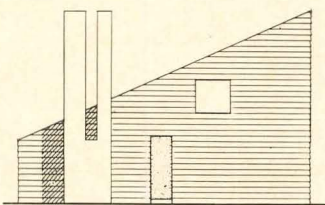
PLAN



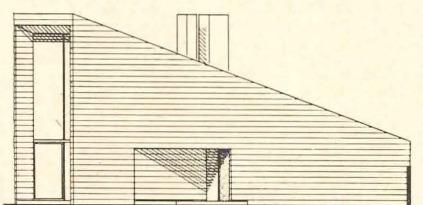
BALCONY PLAN



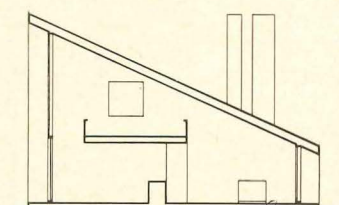
B ELEVATION FROM WOODS



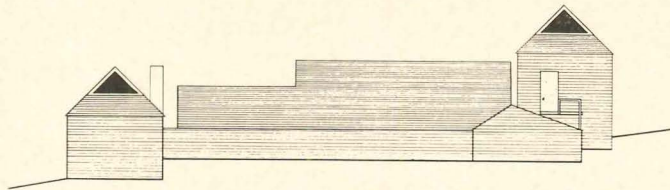



C SIDE ELEVATION



D ENTRANCE ELEVATION





E SECTION



"The problem was to add studios onto an old rambling house. The solution was these box-like towers—one in the woods at one end, one on the roof at the other. The existing house materials were carried through. The interest is in the form—cube-like rooms with pyramidal roofs and high triangular dormers. It is a volumetric architecture where exterior mass and interior space are closely related." Architect: Edward Larrabee Barnes; assistant: Giovanni Pasanella; structural engineers: Severud Elsted & Kruger; contractor: O'Brien and Kinkel

David Hirsch photos


STUDIOS FOR TWO COMPOSERS—1963



"This project utilizes the same pyramidal roof and triangular dormer to top a town house." (ARCHITECTURAL RECORD April 1962, page 131)

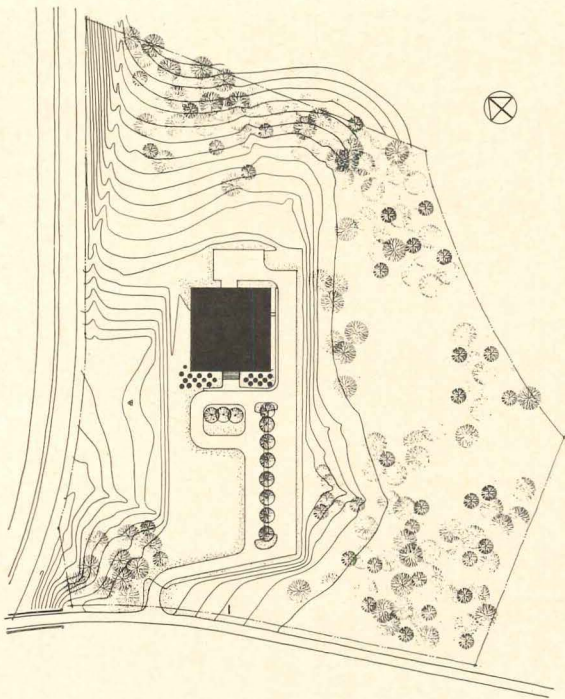
Louis Checkman

YALE HOUSE—(project)—1962



THE COMPUTER CENTER: NEW BUILDING TYPE?

Designed by architect Eliot Noyes,
the new Westinghouse Center near Pittsburgh has a “spider web” plan
centering on the computer area — a prototype?

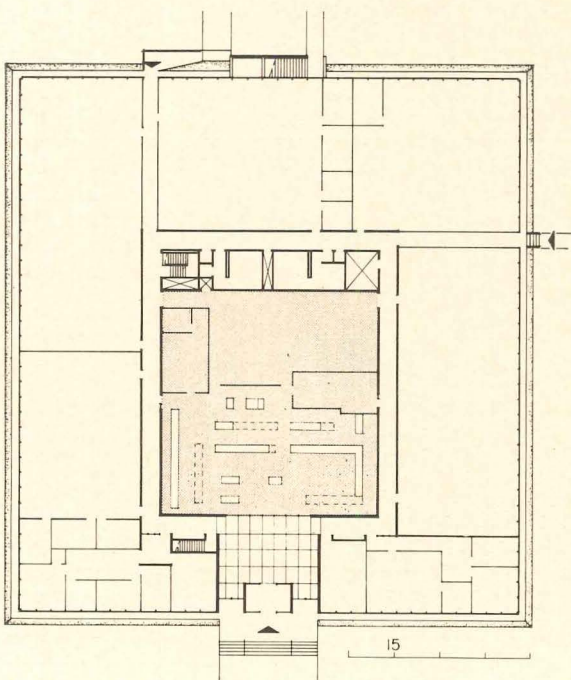



The plan of this Westinghouse building for machines resembles a spider's web; all the elements and functions focus on and revolve about the working center, the computer area (shown shaded in the plan below). The building serves as a corporate financial and communications heart; with spaces for accounting, marketing services, consolidated statements, technical staff, etc. grouped about the computer and tabulations area. The entrance lobby—located on axis—which features a view through a glass wall into the world of the machine—also offers access to the offices in the front of the building.

The site—a rolling, wooded area on Route 22

about five miles east of Pittsburgh—played a part in the design of this striking building. The architects explain: "We wanted a vigorous exterior, which would be seen and identified by cars passing by on the highway." The building rests on a sloping concrete base reminiscent of a podium; the three-sided sign—which is 40 feet high—was designed by the architects, with graphics by Paul Rand. Details of the exterior wall are shown on the following spread.

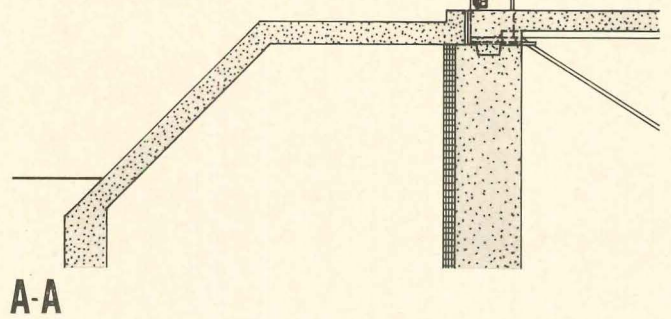
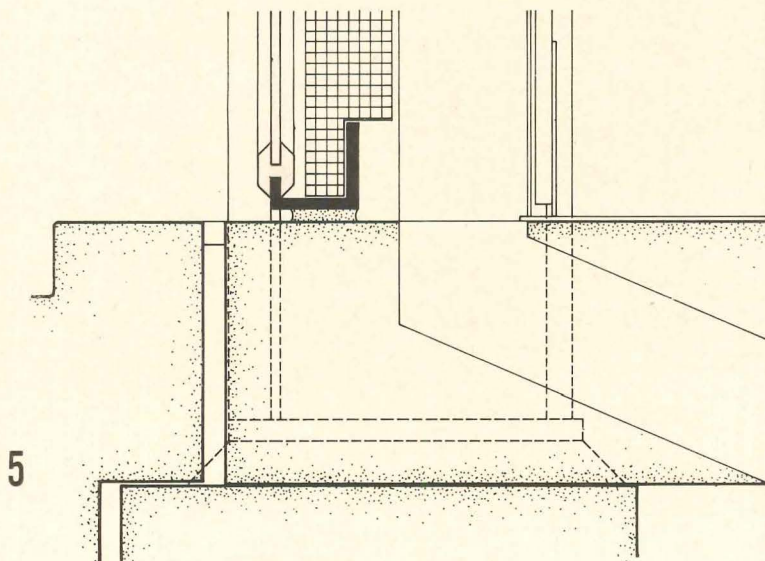
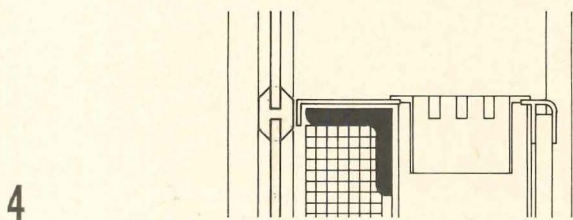
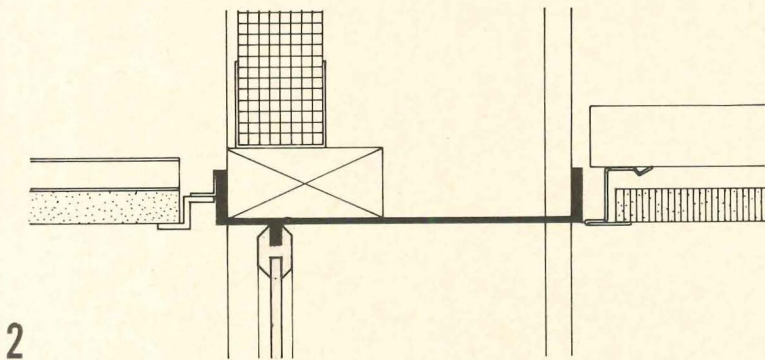
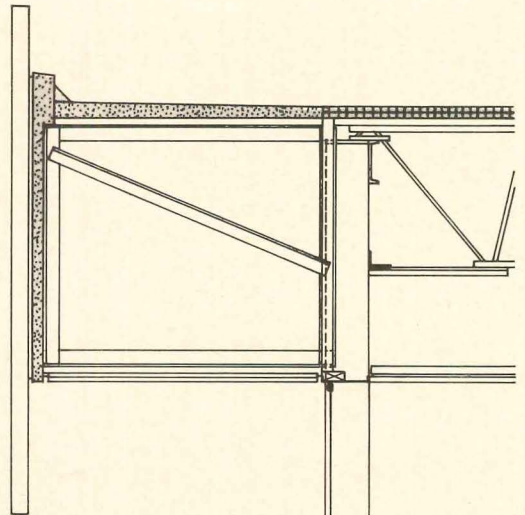

Architect Eliot Noyes points out this building as a part of his work on a comprehensive corporate design project for Westinghouse; one which seeks appropriate expression in all the visual arts.





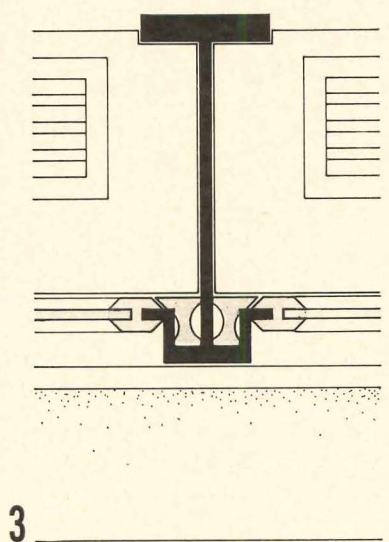
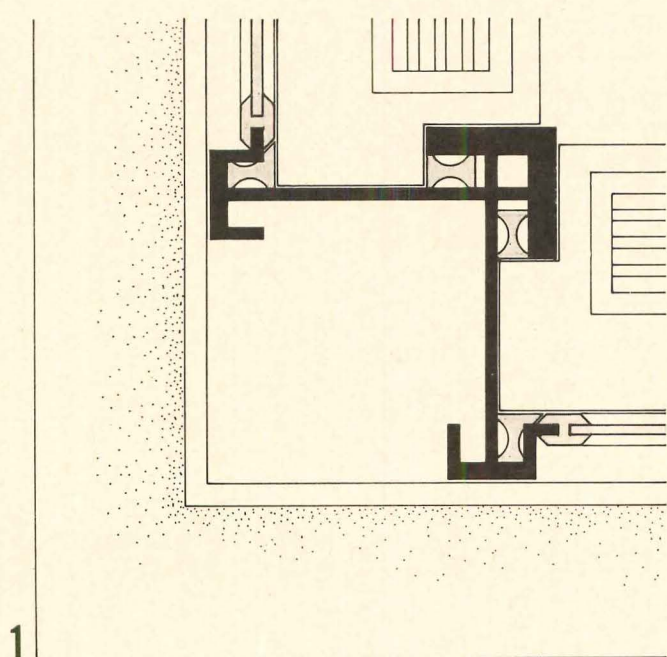
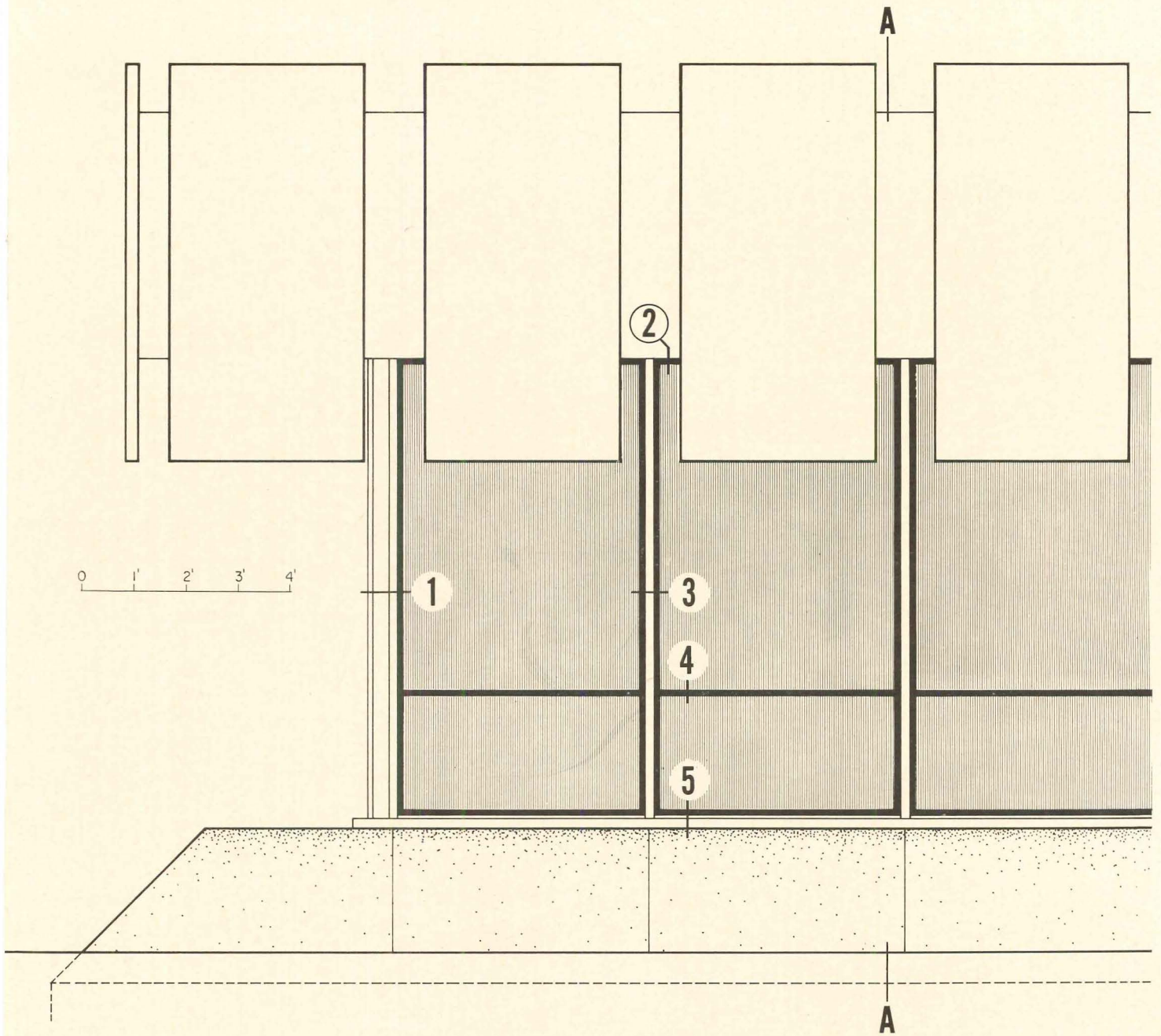
Joseph W. Molitor photos





The structural peripheral wall is of aluminum and glass, with suspended precast panels—of plastic cement with white quartz aggregate—serving as sun breakers. Aluminum mullion-columns are a special extrusion designed by the architects; note how they are adapted to turn the corner. Clear plate glass is set in vinyl glazing channels above the sill line; gray-coated glass below

SCALE FOR DETAILS 0 3" 6" 9" 12"





A view of the computer center from the entrance lobby

Office partitions have aluminum frames and plastic panels



*Telecomputer Center
Westinghouse Electric Corporation
Braddock Hills, Pennsylvania*

ARCHITECTS: *Deeter & Ritchey*

ARCHITECTS FOR DESIGN:
Eliot Noyes & Associates

STRUCTURAL ENGINEERS:
Martin C. Knabe, Inc.

ELECTRICAL ENGINEERS:
Carl J. Long Associates

LANDSCAPE ARCHITECTS:
Simonds & Simonds

AIR-CONDITIONING CONSULTANTS:
*Westinghouse Headquarters Works
Engineering Department*


GENERAL CONTRACTOR:
F. H. McGraw

JAIL ADDITION DESIGNED FOR MAXIMUM SECURITY

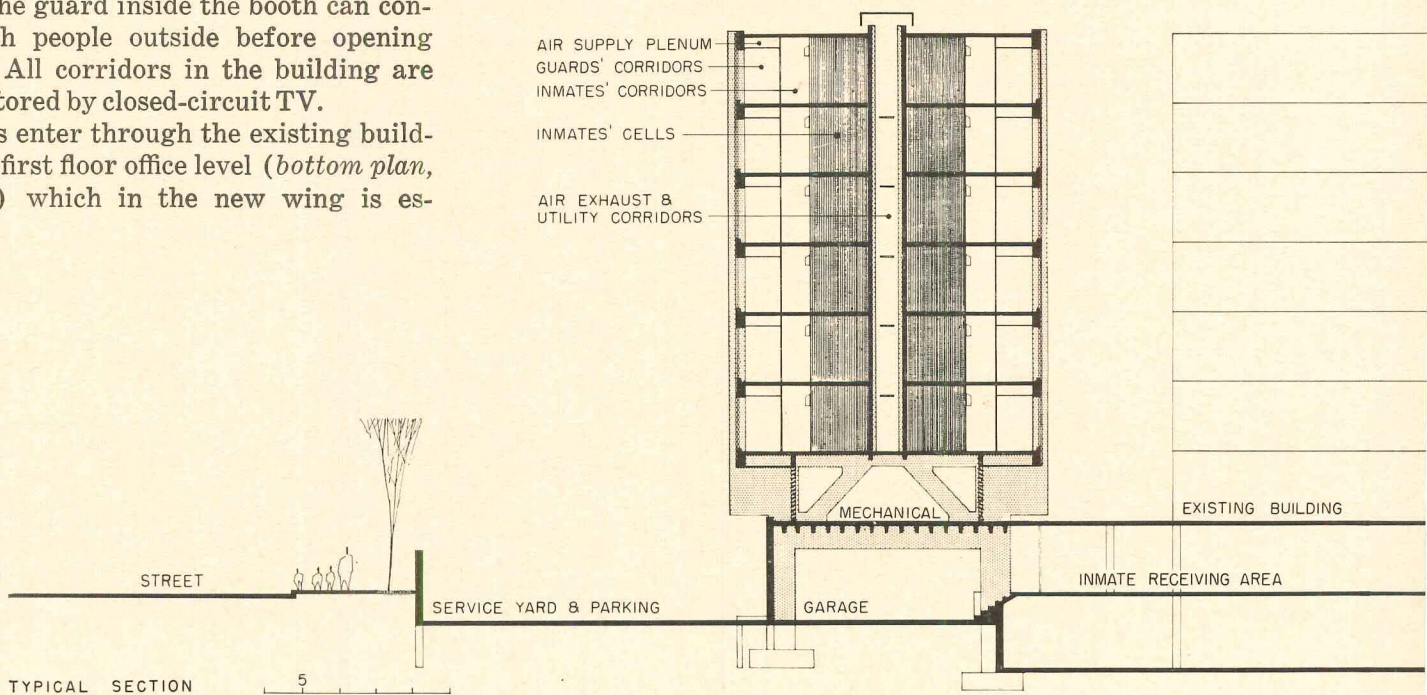
This addition to the Wayne County Jail in Detroit provides maximum security accommodation for 371 inmates. A link containing elevators and a stair connects to every floor of the existing building, fully integrating the new wing with the rest of the facility. A guard room, also located in the link, contains a control panel that permits the guard on duty to open any or all of the doors in the cell block. In this way, the guard who operates the doors can always be isolated from the inmates.


A parking and service yard is located below grade, and prisoners are transferred in and out of the jail via a vehicle vestibule located at this level. The reception control booth at this point is enclosed in bullet-proof glass two inches thick, the entire approach area is covered by remote-control TV, and the guard inside the booth can converse with people outside before opening the door. All corridors in the building are also monitored by closed-circuit TV.

Visitors enter through the existing building at the first floor office level (*bottom plan, page 161*) which in the new wing is es-



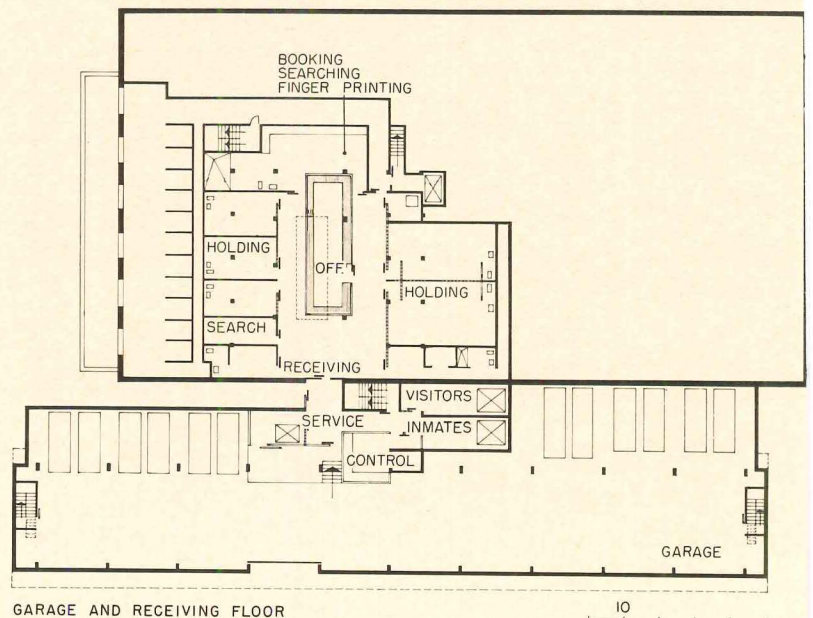
Lens-Art






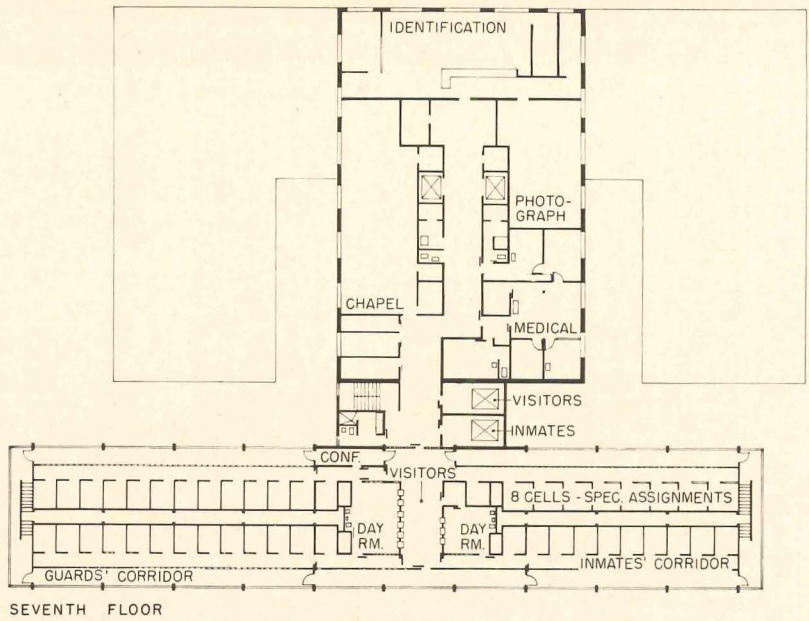
Lens-Art

essentially a mechanical floor. The typical floors (*middle, opposite page*) contain the cell blocks, units of nine and 12 cells placed back to back against a central utility corridor. The peripheral corridors are for the use of guards and provide circulation completely around the wing. The inner corridor is for inmate circulation and for observation and control. The cells receive borrowed light from the translucent glass in the exterior wall. The glass is set in a standard steel sash, of a type designed for psychiatric institutions, which has horizontal mullions 16 inches apart. The galvanized steel bars welded to the outside of the sash serve as an extra security precaution, and are arranged in a decorative pattern whose openings are no larger than those in conventional barred jail windows.

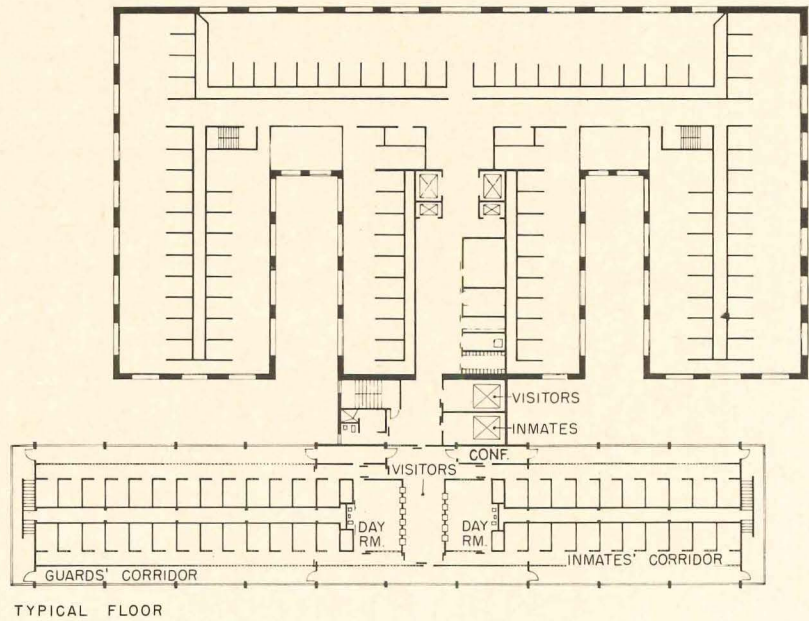




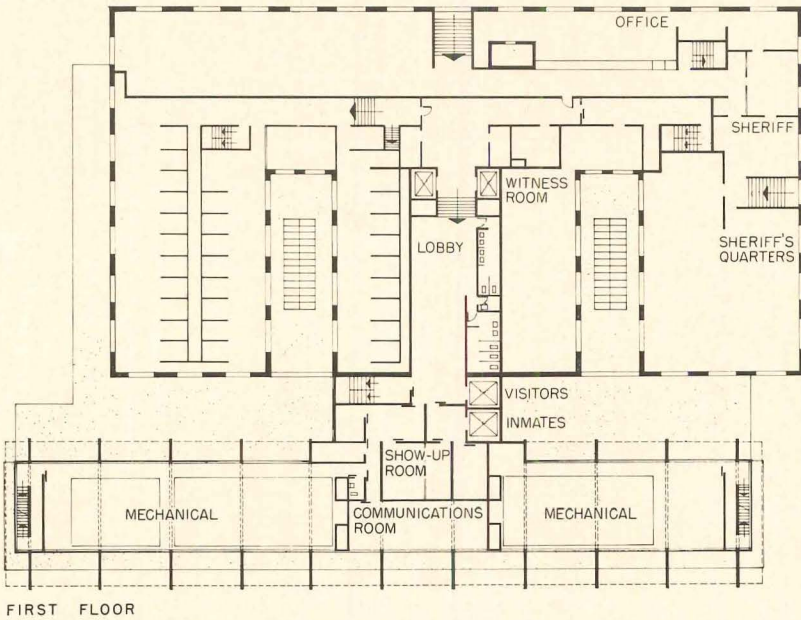
Suter, Hedrich-Blessing



SEVENTH FLOOR



TYPICAL FLOOR



FIRST FLOOR

*Addition to Wayne County Jail
Detroit, Michigan*

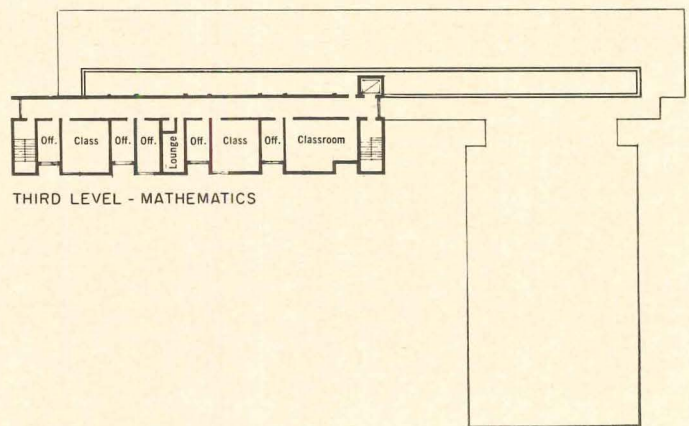
ARCHITECTS AND ENGINEERS:
Eberle M. Smith Associates, Inc.

GENERAL CONTRACTOR:
Darin and Armstrong

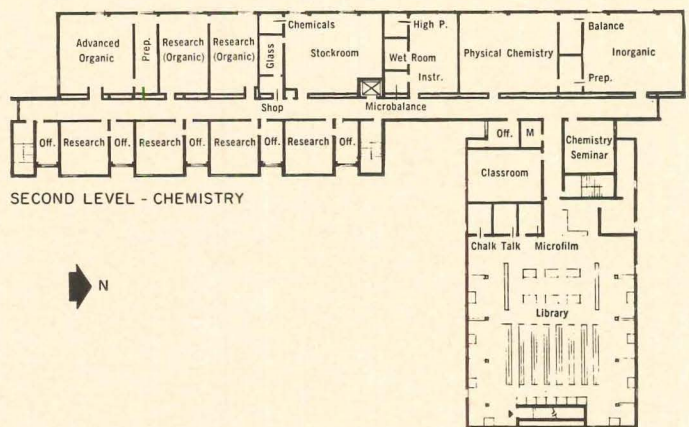
SCIENCE BUILDING FOR SMALL LIBERAL ARTS COLLEGE

This building houses the departments of chemistry, physics and mathematics at Haverford College, a small liberal arts college near Philadelphia. The design is probably most easily understood by considering it as consisting of three parts. One houses office space in association with research laboratories and small classrooms. This is the area that rises a story above the rest of the building and is contained between the two stair towers. The second element, sharing a central corridor with the first, is a two-story block which contains the teaching laboratories; and it takes advantage of a slight change in the grade to provide additional laboratory space in the basement. The auditorium and library make a third element, placed at right angles to the other two. The resulting L shape creates a new courtyard to the northwest of Haverford's main academic quadrangle; and the architectural expression is designed to disguise the size and essential horizontality of the building, bringing it into closer harmony with the other sides of the court.

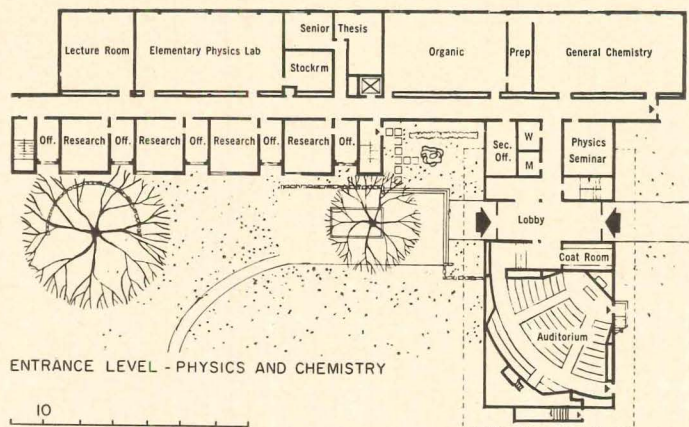
The building is constructed of reinforced concrete, with walls of gray brick chosen to harmonize with the Pennsylvania stone used in the older campus buildings; and exposed concrete surfaces are bush-hammered. Distribution lines for laboratory utilities occupy the space between the double walls along the central corridor. Heating is provided by a perimeter hot water convection system utilizing steam from the college's central boiler plant. The building is fully air-conditioned.



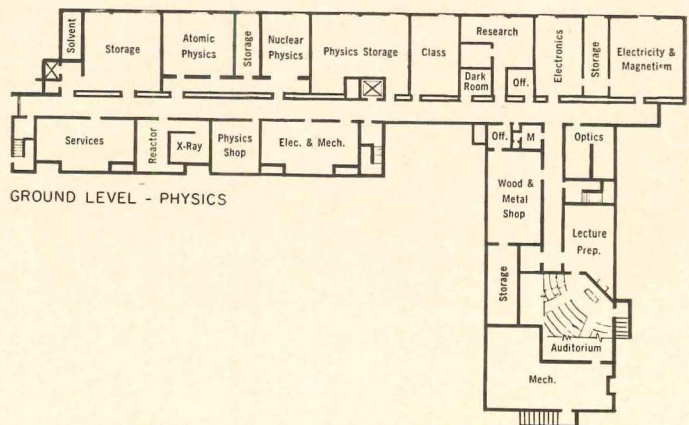
THIRD LEVEL - MATHEMATICS



SECOND LEVEL - CHEMISTRY





ENTRANCE LEVEL - PHYSICS AND CHEMISTRY




GROUND LEVEL - PHYSICS

Stokes Hall, Haverford College, Haverford, Pennsylvania
 ARCHITECT: *Vincent G. Kling*
Donald O. Macfarlane, project architect
Robert Kear, team designer
 STRUCTURAL ENGINEERS: *Allabach & Rennis*
 MECHANICAL AND ELECTRICAL ENGINEER: *Louis T. Klauder*
 ACOUSTICAL CONSULTANT: *Michael J. Kodaras*
 GENERAL CONTRACTOR: *Nason & Cullen, Inc.*




Lawrence S. Williams photos



Above: Detail of Library windows. *Right:* Sky-lit reading area of the second floor library. The library has space for 20,000 volumes

Below: The lecture hall is designed to serve as a general auditorium as well as for science instruction. It seats 205




HHFA HONOR AWARDS

1964

The Federal Government's interest in promoting and sponsoring good design—evidenced by last year's successful FHA Honor Awards Program—has been reinforced and broadened by this year's HHFA program. Four constituent lending agencies of HHFA—the Federal Housing Administration, the Public Housing Administration, the Urban Renewal Administration and the Community Facilities Administration—set up simultaneous Honor Awards Programs this year, with felicitous results. One is struck by the generally high level of design achieved by the First Honor Award winners, presented on the following nine pages.

In a letter to Robert C. Weaver, President Johnson said of the HHFA program: "This program carries beyond the immediate recognition of creative architects, designers, planners and builders. It gives us in the Federal Government an opportunity to stimulate better design in all housing and community development. Providing improved housing for our people is a challenge of great magnitude, and better design is an integral part of better housing."



Morley Baer

FIRST HONOR AWARD
Federal Housing Administration

Carmel Valley Manor, California; Housing for the Elderly. ARCHITECTS: Skidmore, Owings & Merrill; LANDSCAPE ARCHITECTS: Sasaki, Walker & Associates; BUILDER: Williams & Burrows. The Jury: "A handsome project in which the dwelling units are organized about a little courtyard and are attractively equipped with furniture. The landscaping, site development, and building orientation are excellent and complement the buildings."



FIRST HONOR AWARD
Federal Housing Administration

Monterrey Homes, Floral Park, Hato Rey, Puerto Rico. ARCHITECT: Pablo Simon Felico; DESIGNERS: Richard Kaplan, Manuel R. Gutierrez, Daniel Alvarez; LANDSCAPE ARCHITECT: Gabriel Berriz; BUILDER: Manuel R. Gutierrez. The Jury: "We should indicate that this was the only entry that will receive compliments on the solution of both site plan handling and solving the problem of a tropical climate."



Robert C. Lautman

FIRST HONOR AWARD
Federal Housing Administration

River Park, Delaware Avenue, SW, Washington, D.C. ARCHITECTS: Charles M. Goodman Associates; LANDSCAPE ARCHITECT: Eric Paepcke; BUILDER: Standard Construction Company. The Jury: "The roofs and the spaces they contain are attractive. Commendable solution of high- and low-rise."

FIRST HONOR AWARD
Federal Housing Administration

Wesley Manor Retirement Village, St. John's County, Florida; Housing for the Elderly. ARCHITECTS: Broward and Warner; LANDSCAPE ARCHITECT: Edward L. Daugherty; BUILDER: The Auchter Company. The Jury: "The creative quality of the design is carried through in every detail—interiors show the same sense of form. Selection and use of materials are excellent for the location."


G. Wade Swicord



FIRST HONOR AWARD
Federal Housing Administration


Montclair West, San Jose, California. ARCHITECT: A. Robert Fisher; LANDSCAPE ARCHITECT: Ernest Wertheim; BUILDER: Stoneson Development Corporation. The Jury: "Materials are well chosen and of interesting texture. The plan is excellent and works well."


Don Meacham



FIRST HONOR AWARD
Federal Housing Administration

R. A. Eubanks Residence, Wichita, Kansas. ARCHITECT: Charles F. McAfee; BUILDER: Thornton Clark. The Jury: "A simple house of interesting design. Privacy from the street side is very well handled."






Wurts Brothers

FIRST HONOR AWARD
Federal Housing Administration

Kips Bay Plaza, New York City. ARCHITECTS: I. M. Pei & Associates; ASSOCIATE ARCHITECTS: S. J. Kessler & Sons; LANDSCAPE ARCHITECT: Leo A. Novick; BUILDER: ARI Construction Corporation. The Jury: "The use of the site and control of space and openness are good. Orientation will be maintained regardless of surrounding future developments."



Thomas Knight

FIRST HONOR AWARD
Federal Housing Administration

Lee Residence, Bayside Heights, Arcata, California. ARCHITECT: William M. Van Fleet; BUILDER: Ole Antonsen. The Jury: "Family room, kitchen and dining are organized as one pavilion, and the living room as a separate pavilion with privacy between and a good combination of bedrooms and baths."




William H. Grand

FIRST HONOR AWARD
Federal Housing Administration

Bay Roc Apartments, Lake Oswego, Oregon. ARCHITECTS: Broome, Selig & Oringdulph; LANDSCAPE ARCHITECTS: Hunnington & Roth; BUILDER: Hallberg Homes. The Jury: "A good example of truly functional, totally livable architecture; the relationship of living units and site is very good."

FIRST HONOR AWARD
Public Housing Administration

Low Rent Housing, Marin City, California. ASSOCIATED ARCHITECTS: Aaron G. Green and John Carl Warnecke; CIVIL ENGINEERS: Bryan and Murphy; LANDSCAPE ARCHITECT: Lawrence Halprin; CITY PLANNING CONSULTANTS: Livingston & Blaney; BUILDER: Williams and Burrows. The Jury: "This highly original design meets the challenge of the site's topography and situation."



FIRST HONOR AWARD
Public Housing Administration

Elliot Twin Apartments, Minneapolis, Minnesota. ARCHITECTS: Thorsen & Thorshov; STRUCTURAL ENGINEERS: Meyers and Borgman; LANDSCAPE ARCHITECTS: Nason, Law, Wehrman & Knight; BUILDER: George F. Cook Construction Company. The Jury: "These economical and well proportioned high-rise apartments gain identity and serenity from their location among single family detached houses."



FIRST HONOR AWARD
Public Housing Administration

Westpark, Philadelphia, Pennsylvania. ARCHITECTS: Harbeson Hough Livingston & Larson; STRUCTURAL ENGINEERS: Sauter & Castor; MECHANICAL AND ELECTRICAL ENGINEERS: Stewart Jellet Company; CIVIL ENGINEERS: Barton & Martin; LANDSCAPE ARCHITECT: Horace Fleisher; BUILDER: McNichol Paving and Construction Company. The Jury: "Tall, tranquil buildings subtly dispersed over a magnificent, park-like site."






Morley Baer

FIRST HONOR AWARD
Community Facilities Administration

Student Union, University of California, Berkeley, California. ARCHITECTS: Hardison & De Mars; LANDSCAPE ARCHITECTS: Lawrence Halprin & Associates; BUILDER: M & K Corporation. The Jury: "Skillful exploitation of natural grade changes; use of terraces for dining and relaxing impressive."



FIRST HONOR AWARD
Community Facilities Administration

Southeast Branch Welfare Building, San Diego, California. ARCHITECT: William S. Lewis Jr., Deems-Martin Associates; BUILDER: Ries Construction Company. The Jury: "An extraordinarily handsome public structure successfully blending—in contemporary idiom—materials and techniques of Spanish Colonial architecture indigenous to the area."




Hugh N. Stratford

FIRST HONOR AWARD
Community Facilities Administration

Ridgeway Dormitories, Western Washington State College, Bellingham, Washington. ARCHITECTS: Bassetti & Morse—Fred Bassetti, designer; LANDSCAPE ARCHITECTS: Richard Haag Associates; BUILDER: Gaasland Company. The Jury: "Has to a unique degree provided a kind of environment which will make the college years an experience to be remembered by the student."


FIRST HONOR AWARD
Urban Renewal Administration

New York University—Bellevue Urban Renewal Project, New York City. ARCHITECTS: I. M. Pei & Associates; URBAN PLANNERS: Skidmore, Owings & Merrill; LANDSCAPE ARCHITECT: Leo Novick. The Jury: "A design concept especially appropriate to high density urban living. Fine sense of space."



FIRST HONOR AWARD
Urban Renewal Administration


El Monte Urban Renewal Project, Rio Piedras, Puerto Rico. URBAN PLANNERS: Edward L. Barnes, Reed-Basora-Menendez; ARCHITECT: William V. Reed; LANDSCAPE ARCHITECT: Hideo Sasaki. The Jury: "The site plan is apparently successful; the buildings represent a well considered response to local climate and design tradition."



Louis Checkman

FIRST HONOR AWARD
Urban Renewal Administration

Capitol Towers Garden Apartments, Capitol Mall Urban Renewal Project, Sacramento, California. ARCHITECTS: Wurster, Bernardi & Emmons, Edward L. Barnes, DeMars & Reay; LANDSCAPE ARCHITECTS: Lawrence Halprin & Associates. The Jury: "A subtle yet rich landscape design greatly enhances the site and the simple, direct buildings."




Mortley Baer



Hedrich-Blessing

FIRST HONOR AWARD
Urban Renewal Administration

One Charles Center, Baltimore, Maryland,
ARCHITECT: Mies van der Rohe. The Jury:
"Simple, direct building design. It sets a
high precedent for the design of subsequent
office buildings in the development."



Balthazar


FIRST HONOR AWARD
Urban Renewal Administration

Clemens Homes, Mount Clemens, Michigan.
ARCHITECTS: Meathe, Kessler and Associates;
LANDSCAPE ARCHITECTS: Eichstedt-Johnson
Associates; PLANNERS: Geer Associates. The
Jury: "Admired the concept of 'scattered
site' public housing for its own sake, and for
being well executed. The scale and warmth of
the buildings is good."

FIRST HONOR AWARD
Urban Renewal Administration

El Monte Apartment Building, Rio Piedras, Puerto Rico. ARCHITECTS: Edward L. Barnes, Reed-Basora-Menendez; LANDSCAPE ARCHITECT: Hideo Sasaki. The Jury: "Admired the bold use of concrete and the designer's response to the local climate. The curved form provides better earthquake stability and seems appropriate in the locale."

Richard E. Moger



FIRST HONOR AWARD
Urban Renewal Administration

Lafayette Residential Redevelopment, Detroit, Michigan. ARCHITECT: Mies van der Rohe; LANDSCAPE ARCHITECT: Alfred Caldwell. The Jury: "Successful relationships between high and low structures were thought to exist, in part, due to the generous open spaces between the buildings."


Hedrich-Blessing




FIRST HONOR AWARD
Urban Renewal Administration

Harry A. Conte Community School, Wooster Square Project, New Haven, Connecticut. ARCHITECTS AND LANDSCAPE ARCHITECTS: Skidmore, Owings & Merrill. The Jury: "The open areas are to be commended, not only for their design contribution as spaces, but also for the details which make them accepted and well used by the community."

© Ezra Stoller Associates






Wurts Brothers

FIRST HONOR AWARD
Urban Renewal Administration

Washington Square East Town Houses, Philadelphia, Pennsylvania. ARCHITECT: I. M. Pei; LANDSCAPE ARCHITECTS: Robert Zion, Harold Breen. The Jury: "The visual transition from the 18th-century brick buildings to the 20th century seems successful."



Joseph W. Molitor

FIRST HONOR AWARD
Urban Renewal Administration

Colonnade and Pavillion Apartments, Newark, New Jersey. ARCHITECT: Mies van der Rohe; LANDSCAPE ARCHITECT: Alfred Caldwell. The Jury: "Admired the serene quality evoked by the fine proportions and regularity of the facades. The spaces between the buildings become an integral part of the visual experience, and are also usable."

CALIFORNIA'S NEW CAMPUSES

Building Big While Seeming Small

Most of the public systems of higher education in the United States today face unprecedented problems of growth. California, now the most populous of the states, epitomizes those problems. The major share of higher education in California is borne by the state's public institutions. Next year, for instance, 175,000 students are expected to enroll on the nine university campuses and 18 state college campuses, while independent colleges and universities in the state will provide for 68,500. If junior colleges are added, the figure for students on publicly owned campuses will be 347,000.

We have known that this situation was coming and we have tried to plan for it. As long ago as 1947, the California State Legislature authorized a survey of the state's needs in higher education, and in 1955 the Liaison Committee of the Regents of the University and the State Board of Education undertook a study of the need for additional centers of higher education. In 1957 the Legislature authorized three new university campuses and four new state college campuses. The adoption by the state in 1960 of a Master Plan for Higher Education 1960-1975, which precisely defined the roles of the university, state colleges and junior colleges, and by the Regents in the same year of a Growth Plan for the University, gave clear direction to the expansion of the state's public institutions of higher education.

Two new university campuses—at Santa Cruz and Irvine—will receive their first students in the fall of 1965. At the third—in San Diego—the first freshman class enrolled this year. By the time next year's entering students celebrate the 25th anniversary of their graduation, the campuses they knew as small and intimate will have reached their ultimate planned growth and will be serving student populations of 27,500. The Berkeley campus is this year within 100 students of that figure, a year ahead of schedule. The Los Angeles campus will undoubtedly reach that limit within the next few years. Four other university campuses—Santa Barbara, Davis, Riverside and San Francisco—will continue to expand until they reach their stated limits, somewhat lower than for the others.

There is no denying that a campus of 27,500—plus faculty and staff—is a fair-sized community in itself. By its size, it can have certain advantages that are impossible of attainment by the smaller college or university. Its library, laboratories, cultural facilities and faculty are of a scope and capacity unmatched in smaller institutions. But the big campus lacks the inestimable virtue which the small liberal arts college counts as its hallmark: the emphasis on the individual which small classes, a residential environment and a strong sense of relationship to others on the campus can and do give.

Each of the university's new campuses is an experiment in combining the advantages of the large and the small. Each will offer a different answer to the problems of preserving a sense of individual worth in a world of increasing numbers and of maintaining quality in the face of such numbers.

For us in California the numbers are impressive. By 1975, the present estimate of students in four year colleges in California, both public and private, is 382,725. Of these, 291,625 will be attending public institutions. If the junior colleges are included, by 1975 the figure will stand at 649,825. These may well turn out to be conservative estimates; the projections of four years ago have already been revised upward. New York State faces a comparable problem in its state university system, and other states to a lesser degree must also find ways of solving these problems.

The Regents of this university are already thinking ahead to the time when further new campuses in other sections of the state will be established to meet the need of a day which is not too far away.

In the meantime, the physical plans and academic programs of the campuses at Santa Cruz, Irvine and San Diego are an indication of our belief that there can be many answers to these problems and that, given opportunity and imagination, the attributes of great size and the virtues of smallness need not be strangers to each other.

—CLARK KERR, *President*
University of California



Vesper Dick

SANTA CRUZ CAMPUS

University of California

Diversity with Unity:
Architecture
Integral with
Academic Planning

At Santa Cruz we are frankly trying new departures. Our goal is to find a way to combine the advantages of the small college with those of the large university, to seem small even while we grow large. We want to use bigness for all the advantages that it offers at the same time that we retain a scale, physically and socially, educationally and administratively, that is human and, therefore, in the highest sense, individual.

The undergraduate part of the campus will be organized to that end as a series of small semi-independent colleges providing a general education for their members. Each college will also have a special curricular emphasis, imparted to it by the interests and research of its provost, which will be available to students of all colleges. But students in a college will have most of their courses in that college. Thus the college itself will become, we expect, a focal point for its members, students and faculty, both in curricular and non-curricular activities.


Another unique aspect of the campus at Santa Cruz is that these colleges will be residential colleges, educational units in which students and faculty will live in close association. Approximately a dozen faculty members will live in the college, eating with the students and engaging in informal discussion at other times. Some 300 to 500 students will be resident in each

continued on page 180



MASTER PLAN. Architects and planning consultants: John Carl Warnecke and Associates; consulting architects: Anshen and Allen, Theodore C. Bernardi, Ernest J. Kump; landscape architect: Thomas D. Church

- 1. University Center
- 2. Meadow
- 3. Cowell College (College I)
- 4. College II
- 5. College III
- 6. Future Colleges
- 7. Professional School
- 8. Research Center
- 9. Student Housing
- 10. Staff Housing
- 11. Graduate Housing
- 12. University Community
- 13. Field House



Vesper Dick

continued from page 176

college, and 200 or more additional students will be commuter members of it, sharing in the life of the college almost as fully as the residents.

Although the colleges will be student oriented, the atmosphere will be seriously intellectual. We shall aim at engaging the full attention and time of each student by a well-rounded program—including athletics for both men and women—or activities focused on the college. We do not contemplate for that reason any central student activities center such as is common to most campuses.

Although some courses will be given as large lectures, much of staff time will be devoted to seminars and tutorials of no more than 15 students. This close association of student and instructor is the heart of the concept of the residential college. We shall use the large lecture course to free our staff for more small group instruction.


The architectural character of this campus is overwhelmingly important in effecting our goals, for while the design of the colleges may—and we hope that it will—express diversity, the whole must express unity. The magnificent site at Santa Cruz is an undeniable aid to achieving such an environment. Further, the architectural statement of each college must in itself convey to its members, both students and faculty, a sense of the place which will enhance the educational experience and deepen the cultural implications.

The long range development plan recognizes that in the years ahead, when we shall be growing toward our planned ultimate student enrollment of 27,500, there must be opportunity for some changes, and the plan is flexible to that degree. But it is based on a splendid premise that the great meadow opening out from the forests on the crest of the hill shall remain open space and that the development of future colleges (we expect to have 20 to 25 residential colleges and additional professional and graduate schools, research centers and institutes) will take place around it. It will be important for future generations to preserve this concept as an inherent part of the character of the Santa Cruz campus.

A year from now we shall be in operation with our first students. Cowell College will be nearing completion, and colleges two and three will be under construction. As we grow in numbers and in experience of operation, and as the needs of the state require, we will add other colleges and, in time, graduate and professional schools as well. But in the meantime, we shall have learned to liberally educate students influenced by the educational and architectural concept of this campus.

—DEAN E. McHENRY, *Chancellor
University of California, Santa Cruz*

Ansel Adams



Open meadows and forest groves are notable characteristics of the campus, but ravines cut across its rolling meadows and steep canyons border them in some areas. The cliff (*above*) is part of an old limestone quarry, a possible future amphitheater


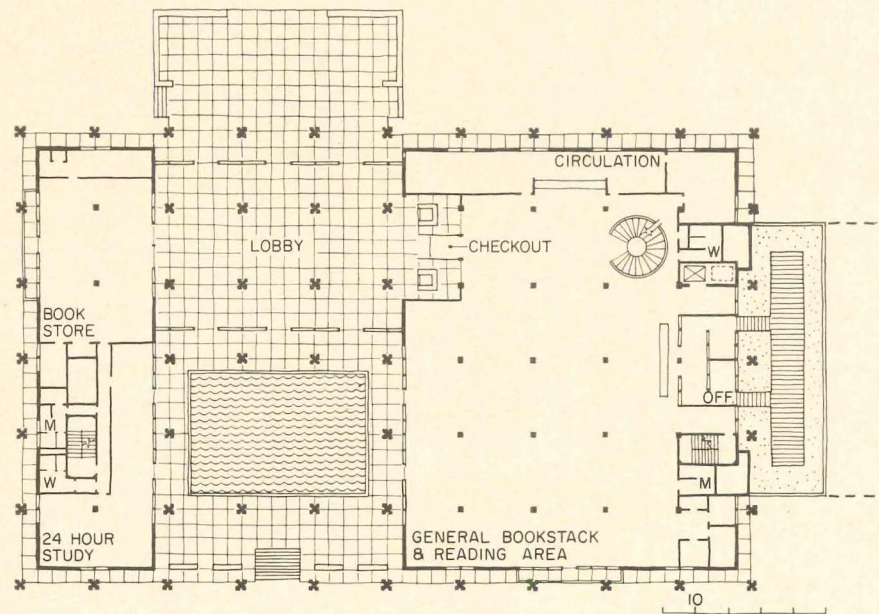

SITE AND CAMPUS

The Santa Cruz campus of the University of California is 75 miles south of San Francisco in an area of relatively slow population growth. Its site is an extraordinarily beautiful 2,000-acre tract of ranchland on rolling, and sometimes steep, hills overlooking the town of Santa Cruz, Monterey Bay and the Pacific Ocean. Open meadows are surrounded by forests of redwood, oak and pine trees, and native shrubs. Canyons and gullies cross its land, old quarries are rugged scars on hillsides, cattle still graze—and will continue to do so—in the meadows. To retain the essential beauty of the site and still to provide for 27,500 students, and the faculty and staff they will require, and to “seem small while growing large,” was the challenge to the architect, landscape architect and consultants. Their early decision to keep the meadows open and to place the buildings under the trees makes possible the architectural diversity which reflects the “unity in diversity” of the academic plan, for only rarely will one building group be seen from another. The trees and the topography become the unifying factors, the buildings the expression of individual identity. One facet of concern to many in both the university and in the town of Santa Cruz is the lack of a policy for the environs of the campus. Since many faculty and staff will need housing outside the campus, what happens next to the campus is closely related to the development of the campus.

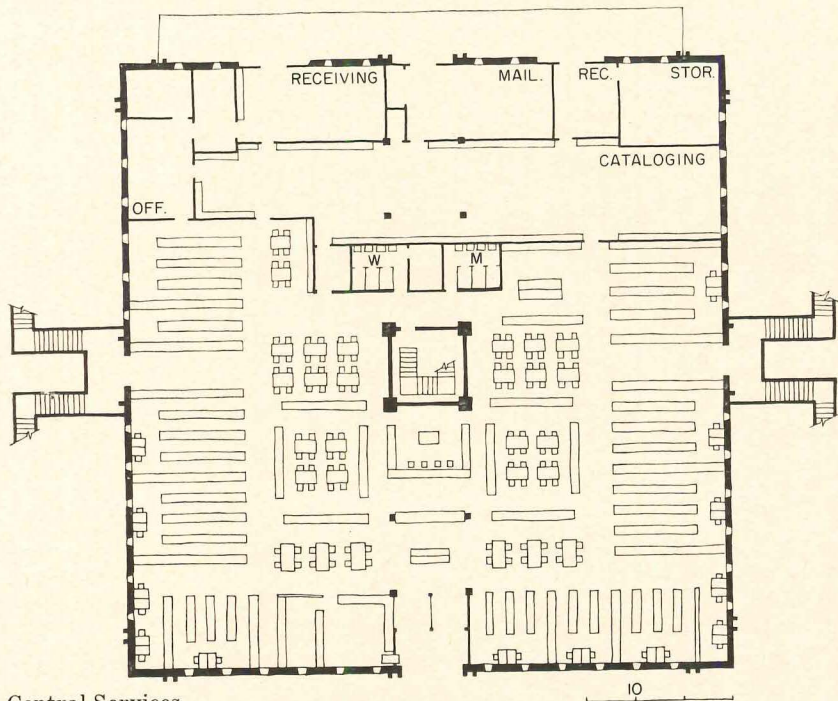

CENTRAL LIBRARY

Since the central library (*right*) will serve all colleges and professional schools, it is located within 10 to 15 minutes walking time of most college and school sites. Surrounding it are some of the finest redwood trees on the campus, including circles of 150-foot second-growth trees which Chancellor McHenry calls “cathedrals of redwoods” and which may be used as outdoor reading rooms. The building will be four stories high with a central court which not only admits light to the center of the building but is an enclosed reading court.

Architects: Ernest J. Kump and Associates; contractors: King-Hannan Corp.



Vesper Dick



Central Services

CENTRAL SERVICES

While the campus develops, this building will serve as the administrative center, with the chancellor's office, business offices and Student Services on the second floor, and a central library on the ground floor. The library will be moved from this building upon completion of the Central Library, freeing the ground floor for increasing administrative needs. The buildings in the central area are being designed by various architects but will all use the same palette of materials: concrete, redwood, copper. This building has a concrete frame with massive columns widely spaced, tilt-up concrete filler panels, redwood details and copper sheathing for the roof parapet. It is scheduled for occupation in March 1965.

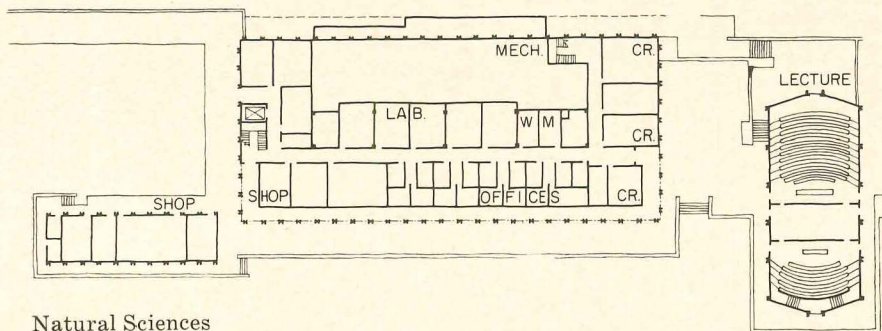

Architects: Ernest J. Kump Associates; consultants: Creegan & D'Angelo (structural), Yanow & Bauer (mechanical), Smith and Garthorne (electrical); landscape architects: Lawrence Halprin & Associates; contractor: King-Hannan Corp.

NATURAL SCIENCES

The first unit of the sciences complex in the central campus area is to be used during the first years for undergraduate courses in the Natural Sciences. Since it will be converted later to use in one scientific field only, it has been designed for flexibility in use of its spaces and its mechanical services. The present unit consists of three parts: a three-story laboratory, classroom and faculty office building; a one-story building containing two lecture halls; and another one-story building for shop and storage needs. Like other central campus buildings, these are of concrete, columns and wall panels of precast concrete, and floor slabs of post-tensioned lightweight concrete. Copper clad parapets hide equipment on the laboratory roof, and copper sheathes the lecture hall roof.

Architects: Anshen and Allen; consultants: T. Y. Lin & Associates International (structural), Gayner Engineers (mechanical and electrical); landscape architect: Douglas Baylis; contractor: Nomellini Construction Co.

Vesper Dick

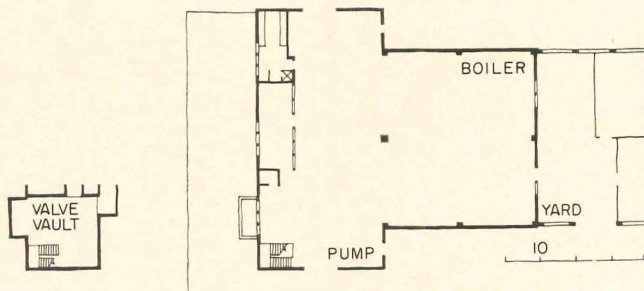



Natural Sciences


CENTRAL HEATING

The twin towers of the central heating plant, rising from hipped roofs, recall the hops oasts of the Sonoma County countryside north of San Francisco Bay. Concrete block is the basic building material. The plant will serve the whole campus.

Architects: Spencer, Lee and Busse; consultants: Pregnoff & Matheu (structural), Kennedy Engineers (mechanical and electrical)

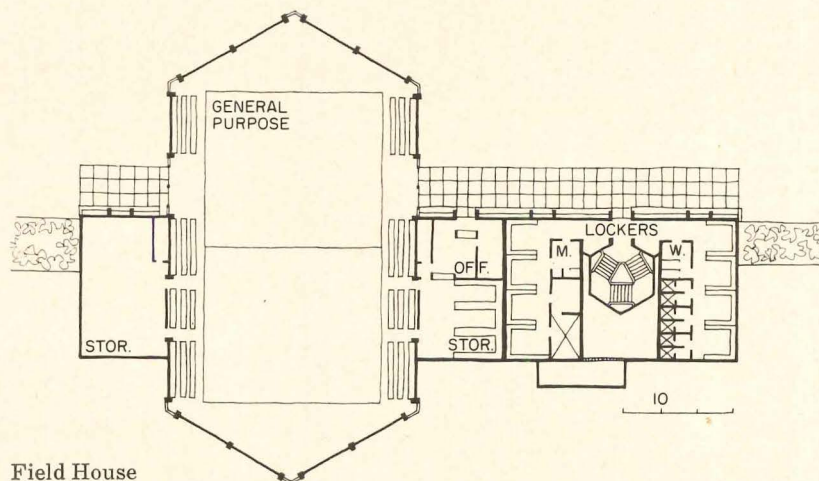



Central Heating




FIELD HOUSE

This unusual building is the Field House, now under construction on a site south of and below Cowell College. It will be used by all students of the early colleges not only for indoor athletic activities but for all campus assemblies. Since it uses its hilly site to advantage, by building into the hillside and opening out on the low side, the great copper-sheathed roof of the field house proper dominates the building completely from the west side. The side wings, housing showers, offices and lockers, are flat roofed, with terraces on top which flank the field house roof. From the terraces rise the boiler vents, treated in design as an integral part of the composition.



Field House

Architects: Callister, Payne and Rosse; consultants: Stefan Medwadowski (structural), Casin, Guttman & Associates (mechanical), Mel Cammisa (electrical)

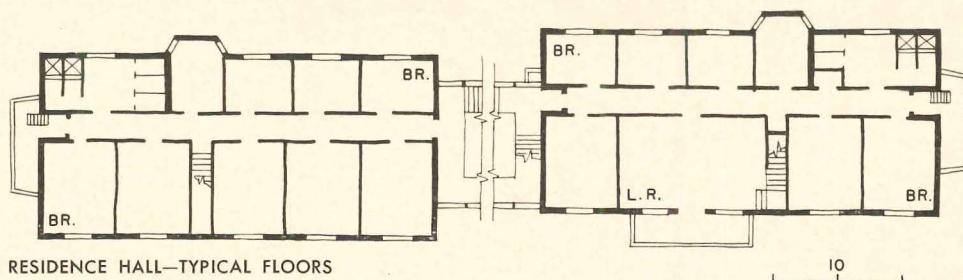



Jerry Stoll

RESIDENTIAL COLLEGE I —COWELL COLLEGE

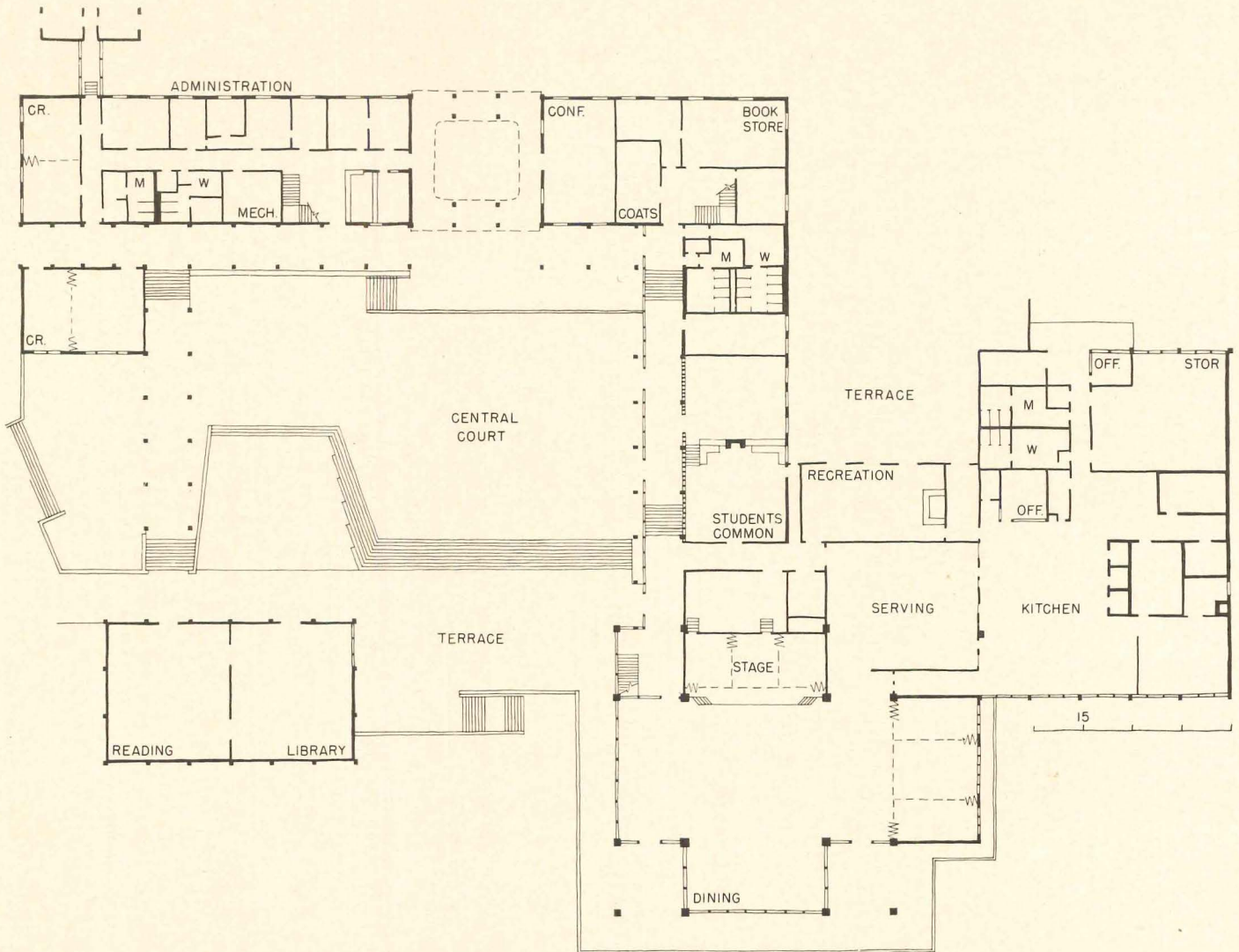
Cowell College, named for the former owners of the campus site, is the first of the undergraduate residential colleges. Its liberal arts in time will stress the humanities. Of its 600 student members, 400 will be residents in the college. The other 200, although commuters, will be encouraged to participate fully in the life of the college. Some faculty members will live in the college; in two halls, married perceptors and their families will be residents; in the other halls, unmarried perceptors will be assigned as resident faculty members. The provost of the college will live in a house adjacent to the college. The scale of the buildings reflects the nature of the college; the hipped tile roofs and the sloping wooded site are important elements in the overall residential effect. Residence halls are placed informally around courtyards, one group for men, the other for women. The academic and student activities building surround a more formal court, open on one side, with the dining commons at the end of one wing. Kitchen facilities are shared with College II. A small library will serve college needs.



Architects: Wurster, Bernardi and Emmons; structural engineers: Gilbert Forsberg Diekmann Schmidt; mechanical engineers: Gayner Engineers (mechanical); landscape architects: Lawrence Halprin and Associates





Academic court is surrounded by classroom and student activity wings, with dining hall at far right





RESIDENTIAL COLLEGE II

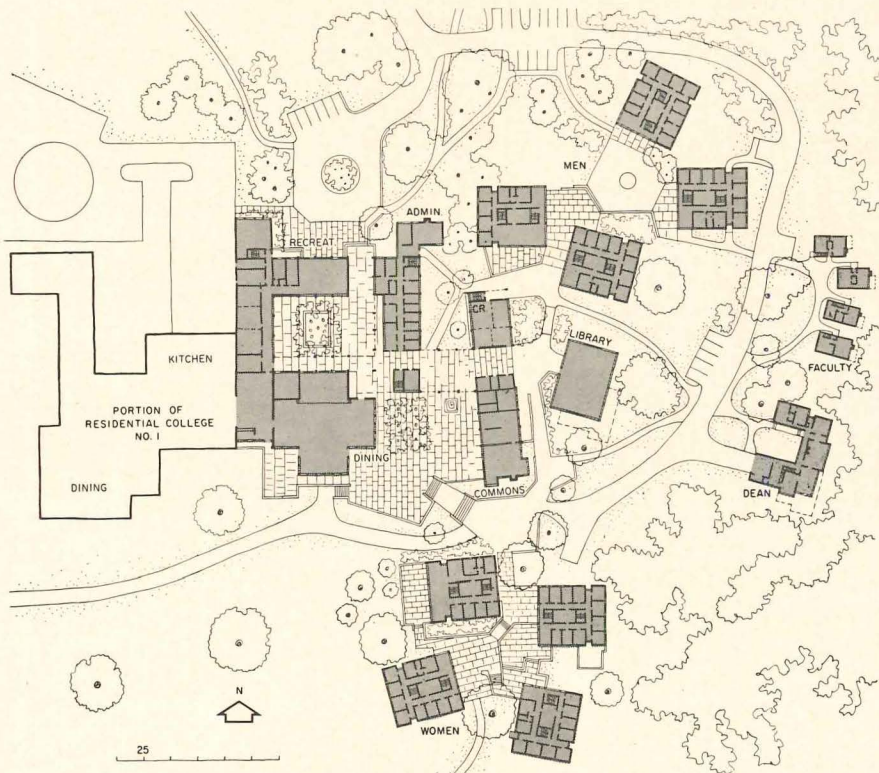
The second undergraduate residential college (*left*), as yet unnamed, immediately adjoins Cowell College. It provides for 450 resident and 250 commuter members and will give emphasis to the social sciences in the liberal arts curriculum. In other respects its program, architectural and academic, is not unlike that of Cowell. Thirteen preceptors and fellows will live in, and the provost adjacent to, the college, classes for the most part will be small, held in seminar and tutorial rooms, with lectures in larger classrooms, and a small library will serve college needs. Its expression of the architectural program differs, however, in all but scale and the beauty of its site from the first college. In these schematic drawings approved by the Regents, shed roofs, crisp lines, and a more dispersed plan impart the individuality called for by the over-all campus design objectives.

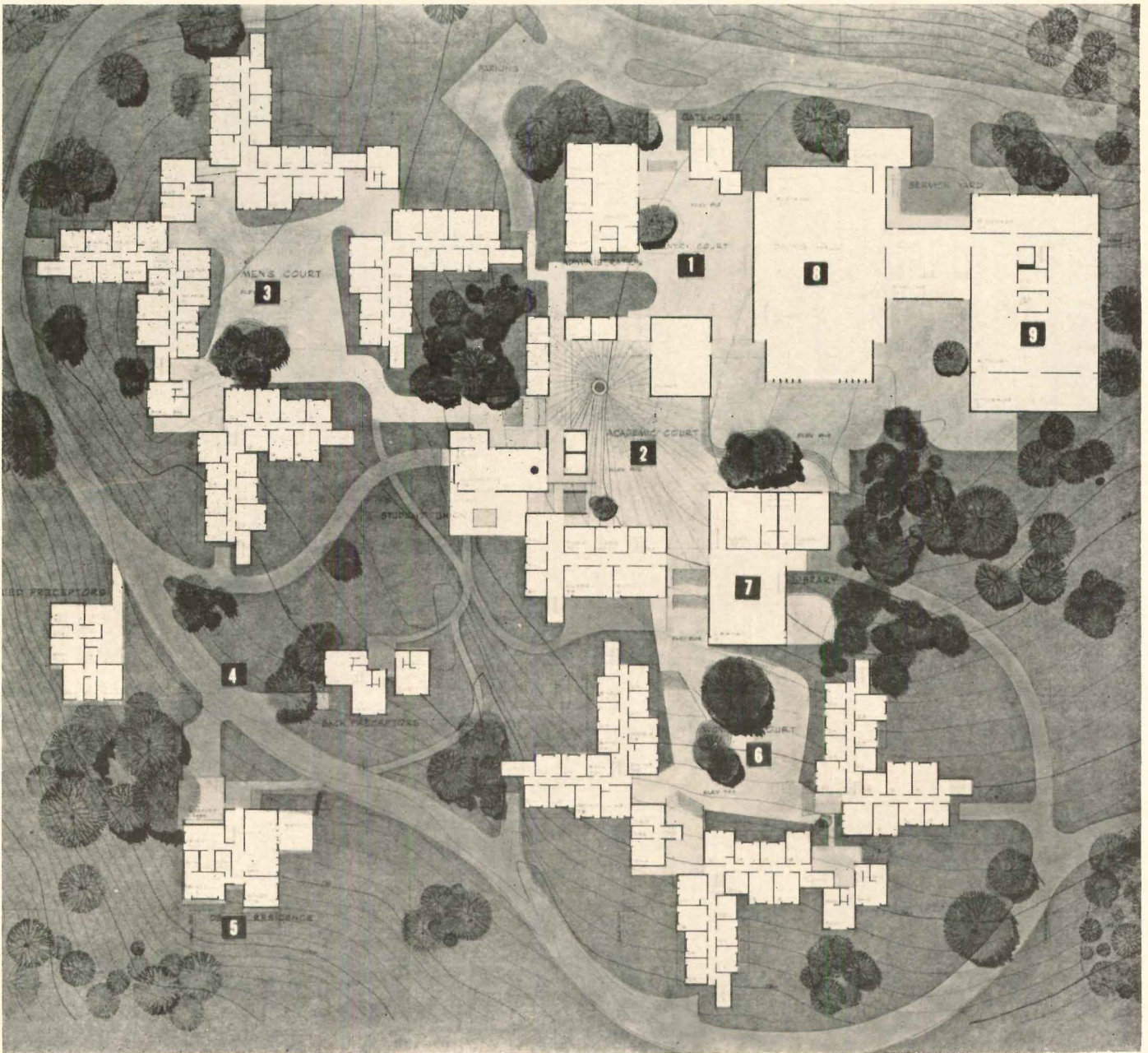

Architect: Joseph Esherick; engineers: Rutherford and Chekene (structural), G. L. Gensler & Associates (mechanical and electrical); landscape architects: Lawrence Halprin and Associates

RESIDENTIAL COLLEGE III

The third residential college (*right*), with an undergraduate curriculum which will stress science, is to be located on another wooded knoll to the north of the first two colleges. This physical separation, and the full grown trees and shrubs on the site, permit architectural diversity without violating an over-all sense of unity on the campus. College III will have some resemblance to an Italian hill village but will be architecturally unlike colleges I and II in specific character. It will be like them, however, in that it is a self-contained unit, an inward-looking community which fosters the sense of belonging which is essential to the Santa Cruz program.

Architects: Ernest J. Kump Associates; engineers: Clarence Rinne (structural), Alexander Boome Consulting Engineers, Inc. (mechanical), Smith & Garthorne (electrical); landscape architects: Lawrence Halprin and Associates






- 1. Entry Court
- 2. Academic Court
- 3. Men's Court

- 4. Preceptors' Apartments
- 5. Dean's Residence
- 6. Women's Court

- 7. Library
- 8. Dining Hall
- 9. Kitchen



Pacific Air Industries

IRVINE CAMPUS

University of California

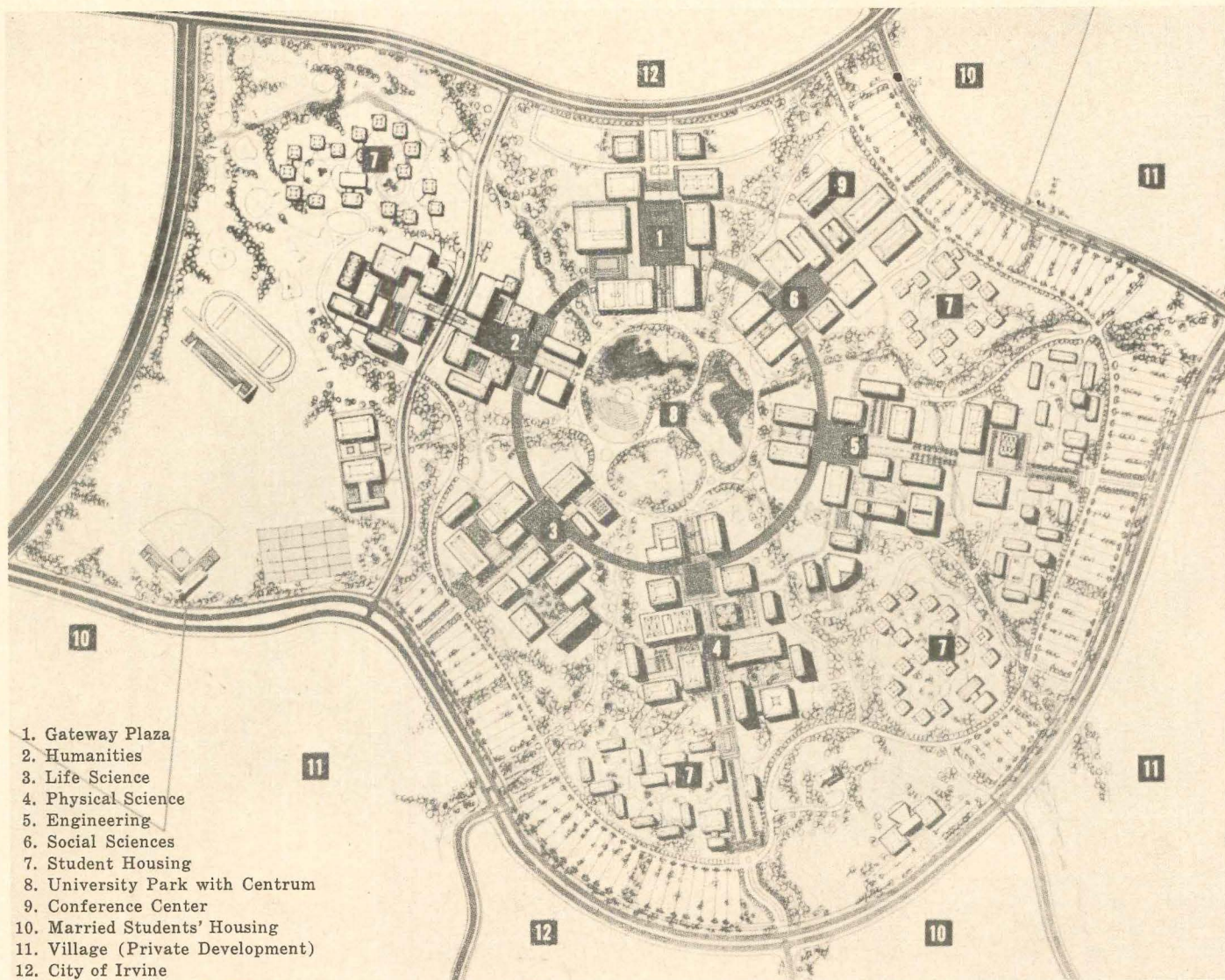
Resources and Space: The Academic and Physical Plans

The Irvine campus of the University of California is located at the edge of a vast land resource—the Irvine Ranch, most of which is presently devoted primarily to agriculture—in the center of Orange County, known as the “fastest growing county of the United States.” This location creates special conditions and unique opportunities for planning, academically and architecturally, a campus both distinctive in itself and distinguished as a member of the university family.

The academic plan for this campus is founded in two factors: the land-grant origin of the University of California with its mandate for such institutions to serve the people of the state which creates them, and the responsibility of the university for coping with large numbers in providing educational opportunity for all who qualify. It has been our intention at Irvine to try to capture, at the beginning of the second century of land-grant colleges, the spirit of service to the people for which they are founded, and to build a campus with a capability for instruction and research that will be particularly suited to the needs of society as we enter the 21st century.

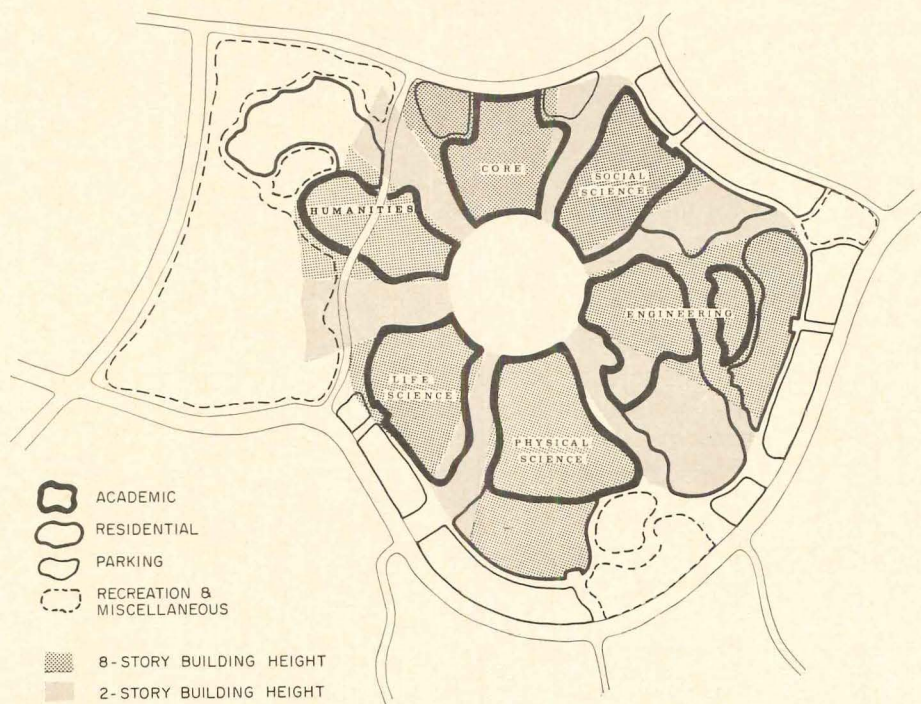
If a single theme were to be selected to identify the research program at Irvine it might well be “Man in Relation to His Environment,” in which

continued on page 188



1. Gateway Plaza
2. Humanities
3. Life Science
4. Physical Science
5. Engineering
6. Social Sciences
7. Student Housing
8. University Park with Centrum
9. Conference Center
10. Married Students' Housing
11. Village (Private Development)
12. City of Irvine


MASTER PLAN. Architects and planners: William L. Pereira & Associates; engineers: Moffat & Nichol (civil), J. S. Hamel, Inc. (mechanical and electrical); landscape architects: C. Jacques Hahn and J. Charles Hoffman with Frederick H. Lang and Robert H. Carter & Associates



Campus organization



Precinct plan shows development of "villages" at right and lower left of campus, with city of Irvine immediately above Gateway



Studio One

First phase of landscaping plan shows great central area to be preserved as a permanent park. Buildings shown are under construction

continued from page 186


the interrelations between natural resources and open space, and between human resources and urban space, would be examined critically. Our academic plan has simply and clearly evolved from this.

At the core is a College of Arts, Letters and Science, organized to include various divisions such as social sciences, humanities, biological and physical sciences, and fine arts. Initially, it is expected that this college would provide instruction for majors in more than a dozen fields. In addition, as part of the program to further a distinctive character for the campus, especially in resource utilization and development, a School of Engineering and a Graduate School of Administration will be established. In time there will be added various professional schools, institutes and centers, with architecture, medicine and law as possibilities for such additions.

When the Irvine campus opens in the fall of 1965, its first buildings will form an arc of what will eventually be the Ring Mall, in the center of which will be a park, permanently reserved as open space, through which our students will move between classes and activities and where events can be scheduled.

As we grow toward our ultimate enrollment of 27,500 students, the development of our physical plant and the unfolding of our academic program will pace each other to meet the continuing demands of the people of the state.


—DANIEL G. ALDRICH, *Chancellor*
University of California, Irvine



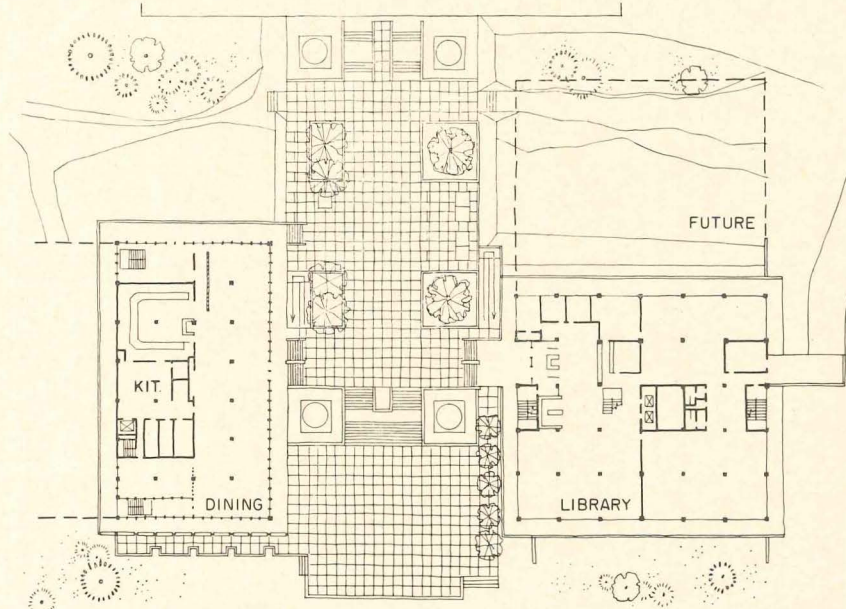

Studio One photos

SITE AND PLAN

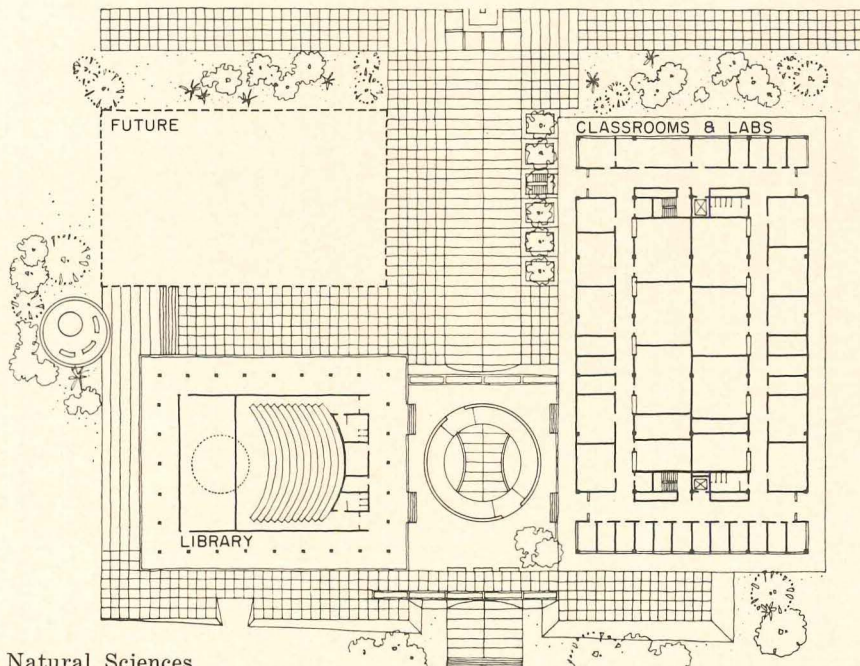

The Irvine campus is a 1,510-acre tract of open land within the Irvine Ranch, a 93,000-acre property in Orange County, 30 miles south of Los Angeles, which is still largely undeveloped. The Irvine Company, now in process of planning the development of its vast land holdings, presented the university with 1,000 acres of land for a campus, and the university bought an additional 500 acres to allow for housing and other campus needs. The open, rolling character of the land, as yet treeless and barren, was a strong influence in the development of both the master plan and the design of the first buildings now under construction. The strong geometric pattern of the plan suggests a measure of control within the openness of the site and a means to a more comprehensible scale. The Ring Mall at the center of campus, and the six quadrangles which radiate from it, provide this containment while retaining ample open space, especially between quads and in the 16-acre Great Park at the heart of the campus. Within the Ring Mall are located all of the initial buildings needed to commence operation of the campus so that from the first the campus will have identity. As it grows, other buildings will be added in the quads. This physical plan directly follows the academic organization of the campus in which the College of Arts, Letters and Sciences is the core undergraduate unit. The divisions within the college provide the major fields of study and these are the basis for five of the quadrangles. The sixth is the Gateway Plaza, the ceremonial entrance to the campus and the link to the Town Center of the community to be developed around the campus. Gateway Plaza contains the principal all-campus facilities: the library, cafeteria, student activities offices, theater, museum and administrative center. This tight organization of academic and administrative elements places all sections of the campus within a 10-minute walking distance of each other, and permits use of the strong unifying device of a platform as the base from which all buildings rise and as the principal level of pedestrian circulation between buildings.



The Centrum, a 300-foot tower to be both symbol and landmark, is to rise from a circular podium set in the Great Park at a point which will make it visible from most parts of the campus. The podium would be used for ceremonies and other all-campus events. *Top*: Ring Mall



Cafeteria and Library



Natural Sciences

LIBRARY AND CAFETERIA

The library and cafeteria are at the entrance to Gateway Plaza, the complex of central campus headquarters and the entrance to the campus from the Town Center of Irvine, a city destined to have 150,000 residents. Both of these buildings will eventually be twice as large as their initial units. The cafeteria which now provides for 600 in commons, faculty and snack bar, will ultimately have tables for 1,200. Offices for campus administration and for student activities will be located on the library roof during the first phase of campus development.

Architects: William L. Pereira & Associates, A. Quincy Jones and Frederick E. Emmons & Associates, and Blurock, Ellerbroek & Associates; contractor: Robert E. McKee, Inc.; landscape architects: Hahn & Hoffman

NATURAL SCIENCES

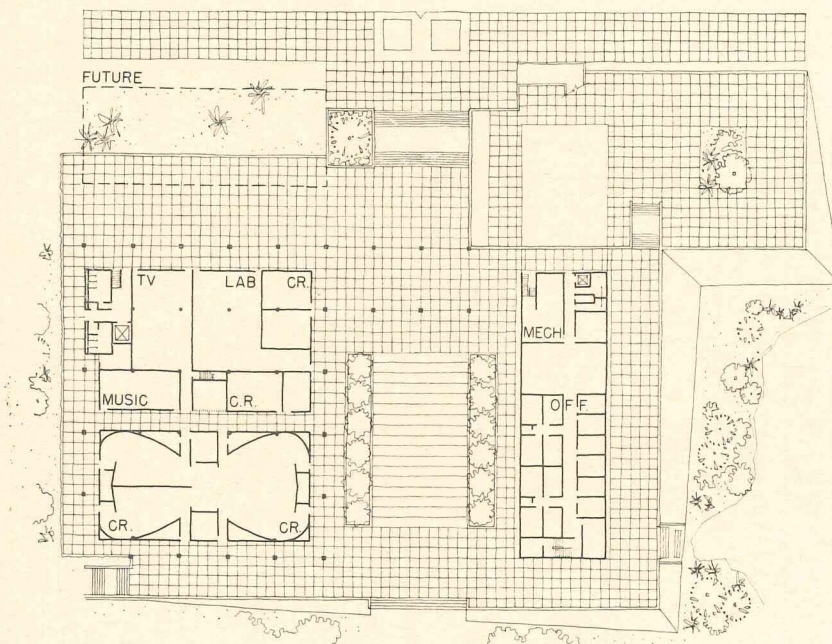

Unlike Santa Cruz where unity of design is sought in diversity, Irvine seeks diversity within a unified design approach. The first buildings on the campus have been designed by a group of associated architects, and this has provided a "vocabulary" for the present buildings and for those to come in the future. The Natural Sciences unit—a four-story building for laboratories and classrooms and a two-story lecture hall connected by a bridge—shows some of the means to this design diversity. A platform provides a base from which all buildings rise and acts also as a pedestrian circulation at a uniform height above ground; precast concrete panels, on a 5-foot module, incorporate window, spandrel and light control and offer flexibility of design by varying forms within the module.

Architects: William L. Pereira & Associates, A. Quincy Jones and Frederick E. Emmons & Associates, and Blurock, Ellerbroek & Associates; contractor: Robert E. McKee, Inc.; landscape architects: Hahn & Hoffman


SOCIAL SCIENCES AND HUMANITIES

The first buildings at Irvine form an arc of The Ring which will eventually enclose the "vital center" of the campus. Because of their siting, however, the buildings will give the campus a focus from its earliest days. They also form a nucleus for the development of the quadrangles which are a distinctive feature of the master plan. The juxtaposition of buildings is by intention and is based on interrelation of departments and disciplines. Social Sciences, which includes administration, is therefore next to Engineering, which will require courses in administration for certain of its curricula. Social Sciences and Humanities are located in a four-story building connected to a large classroom building by a loggia. Both buildings have access at two levels—the platform level which connects as a bridge, and the ground level which is the loggia. Included are facilities for teaching machines, television and computers.

Architects: William L. Pereira & Associates, A. Quincy Jones and Frederick E. Emmons & Associates, and Blurock, Ellerbroek & Associates; contractor: Robert E. McKee, Inc.; landscape architects: Hahn & Hoffman



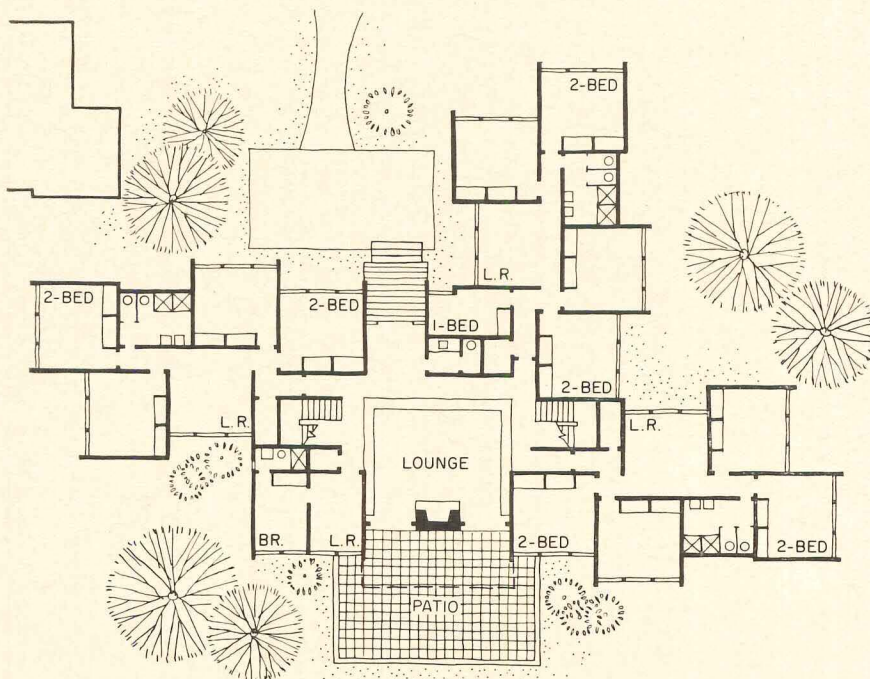
Social Science and Humanities



RESIDENCE HALLS

The first group of residence halls for 408 single undergraduate students is now under construction and is expected to be completed in time for registration in the fall of 1965. Each will house 50 students and a resident adviser. A head resident and a senior faculty member will also live in each cluster of such halls. Later, apartments for married students and another group of single student residence halls will be added. The residence halls are located near academic quadrangles but are not directly connected with their activities as are the residence halls at Santa Cruz.

Architects: William L. Pereira & Associates, A. Quincy Jones and Frederick E. Emmons & Associates, and Blurock, Ellerbroek & Associates; contractor: Robert E. McKee, Inc.; landscape architects: Hahn & Hoffman



Residence Halls



Palomar Pictures

SAN DIEGO CAMPUS

University of California

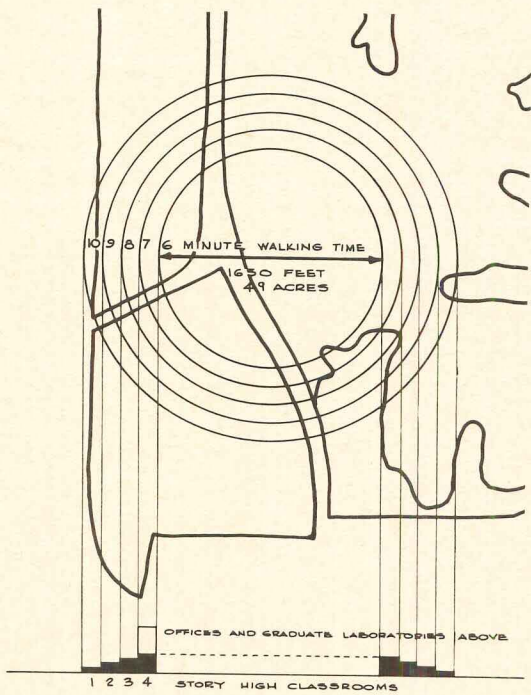
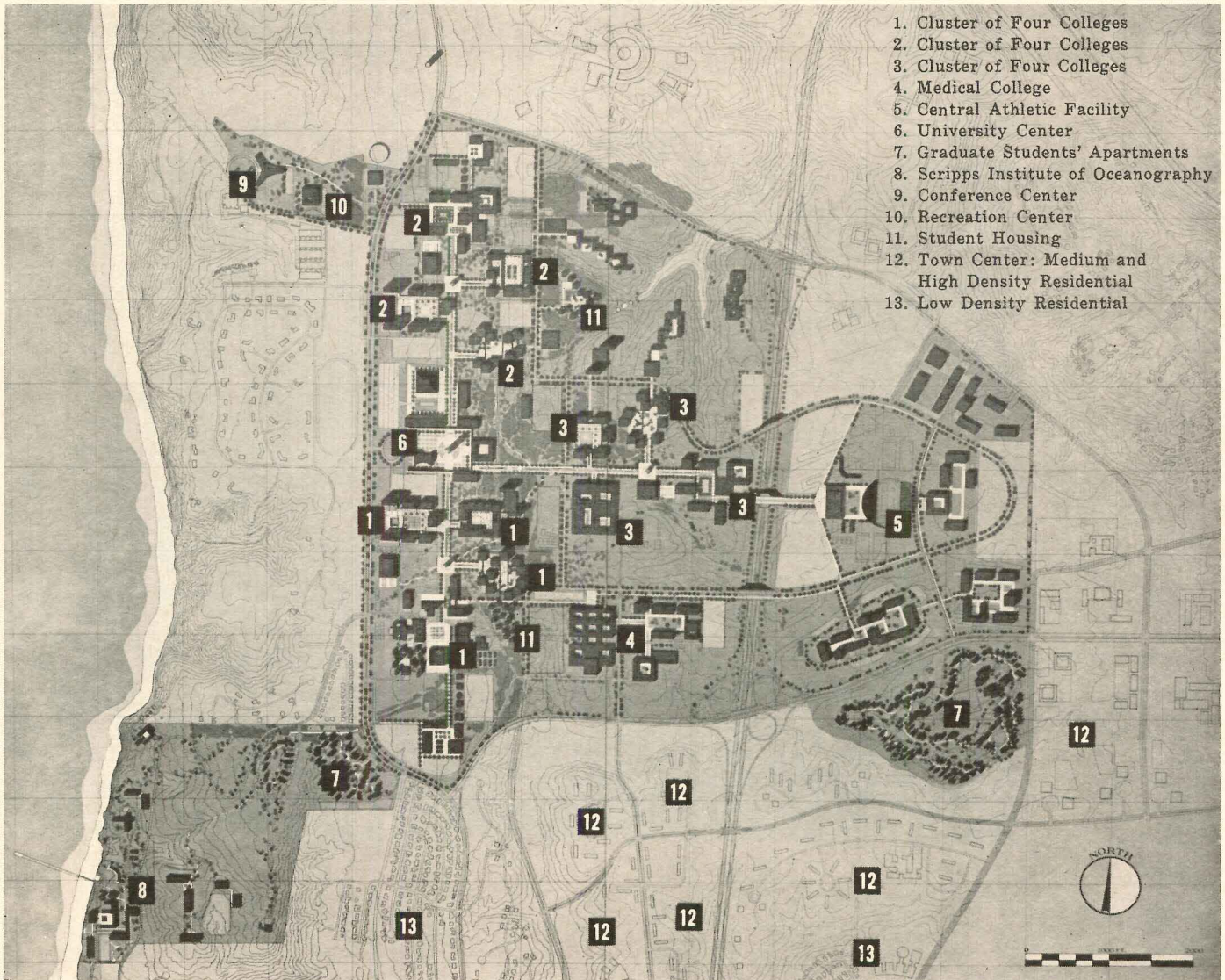
Site, Place and Time:
Academic Program and
Architectural Plan

When we started planning the general campus of the university in San Diego, we were sure of one thing: we were going to build on Torrey Pines Mesa a university like none other. This conviction sprang not from a desire for mere novelty, but from a sober recognition of the giddily changing nature of our world. We believed it was our duty to seize the opportunities offered us by the second half of the 20th century and to erect here in San Diego a university campus designed to fit the specific needs of an area, a community and an age.

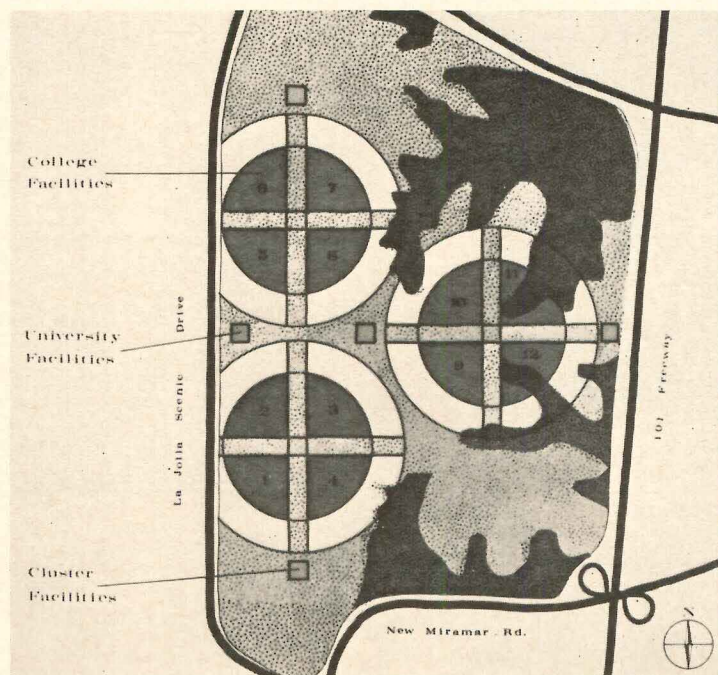
Our problem was to reconcile the virtues of smallness with those of great size. That the campus was to grow to 27,500 students we knew. Yet we did not wish those students to become anonymous ants in a faceless, "monolithic" university. Nor would we like to see our program splintered, our efforts dissipated, in a nostalgic attempt to emulate the small liberal arts

continued on page 194

MASTER PLAN. Architects and planners: Robert E. Alexander, F.A.I.A., & Associates; engineers: Boyle Engineering (civil), Parker Zehnder & Associates (structural), Boris Lemos (mechanical), Frumhoff & Cohen (electrical), LeRoy Crandall & Associates (soils mechanics); landscape architects: Wimmer and Yamada



Campus walking time




Cluster plan



Philip W. Faulconer, A.I.A.

United Aerial Survey



The site has great beauty: a plateau overlooking the Pacific Ocean, with views to the Laguna mountains on the east. Tall eucalyptus and some Torrey pines border the open lands. Steep canyons, over 200 feet deep cut the campus in the northern and southern sections. The San Diego freeway bisects the campus, but terrain and organization of activities minimize its disrupting influence

continued from page 192

colleges of the past. We therefore decided to found 12 colleges, each large enough (2,300) students to be considered a small university within itself, each offering to its students the opportunity of getting to know intimately their classmates and teachers. Yet these 12 colleges are to be linked in a campus-wide, university organization. The disciplines will draw on faculty from all colleges for their members. Very expensive research facilities, available only to a major university, will be shared.

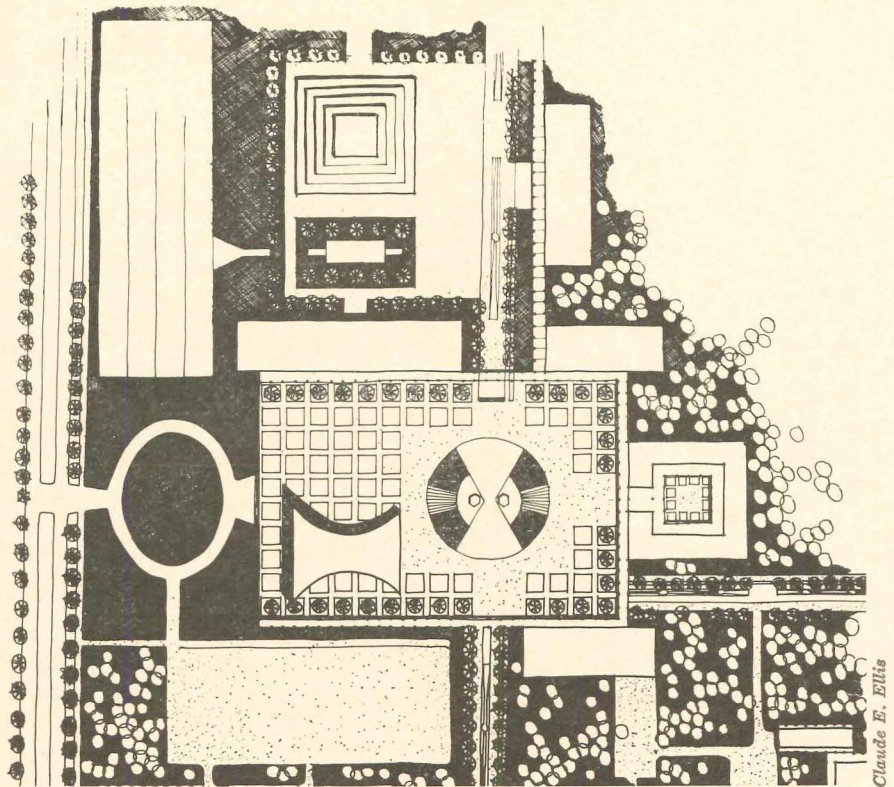
The long-range development plan clearly articulates this concept of diversity within unity. The colleges are entities, yet the over-all plan is as simple as it is noble in scale.

A further thing—one needs to be very familiar with the San Diego area, the climate, the terrain, the culture, to recognize how well the proposed plan suits, how on Torrey Pines Mesa overlooking the sea, there will rise a university that fits exactly there and probably would be at home nowhere else in the world. This, I think, is a most remarkable achievement.

—HERBERT YORK, *Chancellor*
University of California, San Diego


SITE AND CAMPUS

The San Diego campus on Torrey Pines Mesa is within the limits of the city of San Diego, although 12 miles from its central district. The 1,124-acre site is both beautiful in itself and endowed with fine vistas to the ocean on the west and the mountains on the east. Its terrain varies from gently rolling lands bordered by steep canyons to a ridge which runs north-south at an elevation of 400 feet above sea level and 100 feet above some parts of the campus. The master plan for this campus, eventually to provide for 27,500 students, creates 12 undergraduate colleges of about 2,300 students each, grouped in clusters of four around a campus center with facilities for use by all colleges. As at Santa Cruz, there will be liberal emphasis within this broad academic scope. The distinctive academic character of each college is to be reflected in distinctive physical form (page 197), with unity in such diversity derived from a rectilinear pattern of building arrangement and from landscaping, paving and other elements of campus furniture. A fine north-south pedestrian way, of the scale of the Champs Elysées, and an east-west promenade, will further tie the campus together. Most academic development will be located on the west side of the San Diego Freeway which bisects the campus (fortunately at a lower level), with bridges to connect east and west areas. Parking is of unusual importance for a campus in a location such as this, and five structures will be built ultimately on the campus, most of them in ravines so that they are actually below campus level. Housing for about half the student population will be in residence halls (or apartments for married students) on the perimeter of the campus. Intramural athletic facilities are part of each cluster. The central campus, referred to in the master plan as a "communications center" is intended as a "true center of the communicating arts" to include centers for all means of communication—written, spoken, visual—as well as the campus administrative center. Of major concern is the development around the campus of housing areas of varying densities and types to permit faculty and staff to live near the campus. The city of San Diego has adopted a master plan for developing contiguous lands.




Plan of central campus

Claude E. Ellis

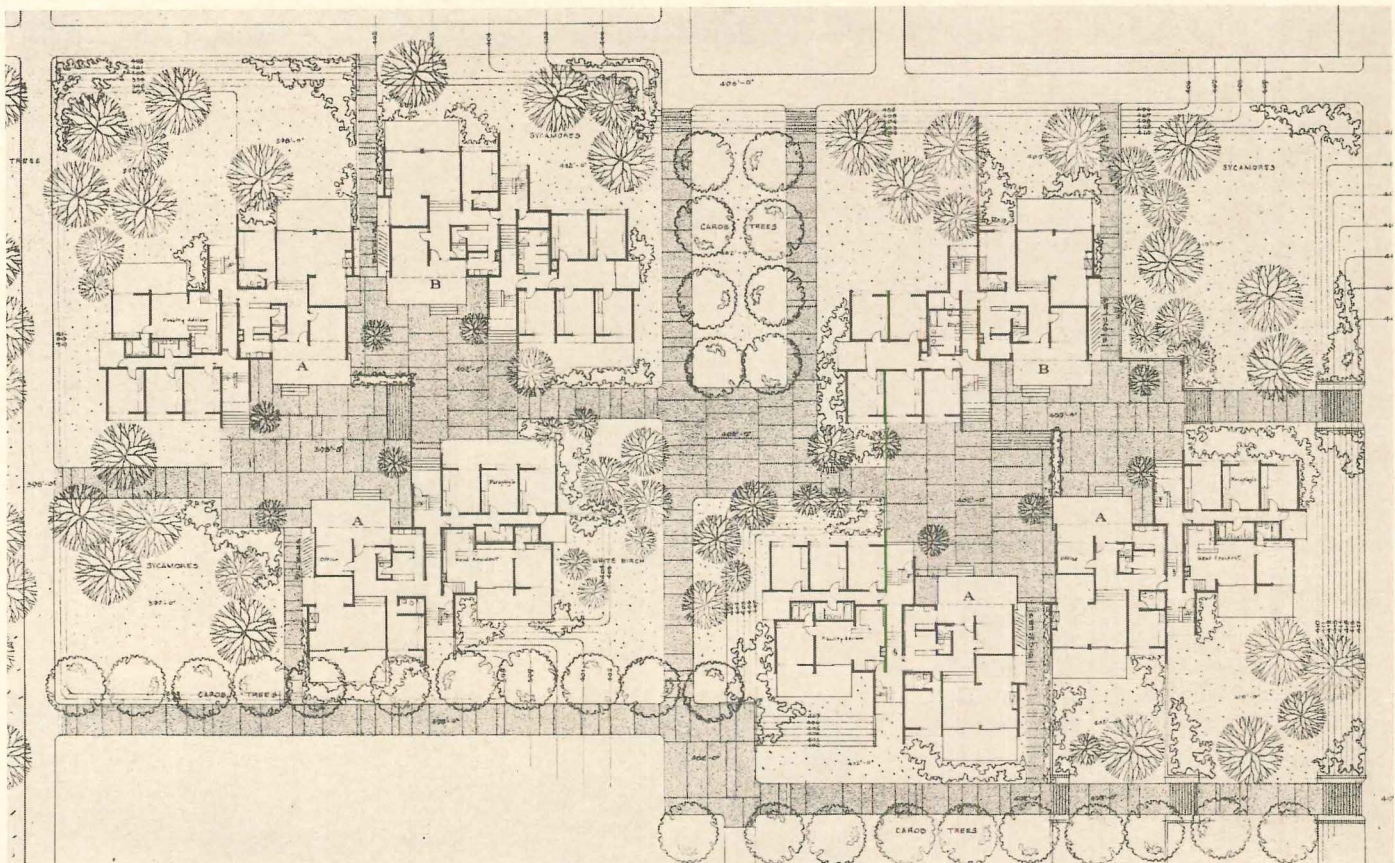



Great Plaza, with 360-foot high Communications Tower

Claude E. Ellis



Plaza, surrounded by library, museum, auditorium and theater, television and radio studios. Sunken "forum" will seat up to 6,000 students



MAIN FLOOR

RESIDENCE HALLS

The architect for these residence halls for First College (*see drawings above*) designed them "to provide a superior social environment by devoting an entire building to the same number of students as are often housed on one floor of a university

dormitory." Each hall will house 67 students and a resident assistant assigned to two of the six halls now being built. The split-level plan offers opportunities for further break-down into small groups. The 10 students on each half-floor will share a study-

lounge, bathroom and balcony deck. On the ground level, all halls will use half the floor space for a multi-use lounge; the other half will have three student rooms and an apartment for the head resident and for childless faculty members. The Cen-

tral Facilities building provides for all dining and social activities. The halls, of concrete frame with precast reinforced concrete block walls, are now under construction.

Architects: Robert E. Alexander and Associates, Robert E. Clark, associate in charge; engineers: Parker, Zehnder & Associates (structural), Boris M. Lemos (mechanical), Frumhoff & Cohen (electrical); landscape architects: Wimmer and Yamada


PROPOSED COLLEGE TYPES

Since the academic plan for this campus, like that of Santa Cruz, suggests that each college have its own distinct character architecturally as well as academically, the master plan architects for the San Diego campus proposed four basic design approaches to give distinction to each college and variety to each cluster. The proposed types—as much illustrations of the academic plan's suggestions as they are proposals—depend on the concept of building form rather than on surface variation. Topography and landscape have their part in adding further variety to the development of each type.

The “cube” type of college plan (*top right*) derives from some of the first laboratory buildings on the campus which use a service core. Building heights vary from two stories to eight. Courts could be terraced to suit the site.


The “cloister” type (*center right*) is suggested by Christchurch, Oxford, but the scale of the laboratory buildings which would surround its court would be much greater than in the English prototype. The cloister type is suggested for other campus areas than the west.

The “tower” type (*bottom right*) is suggested as especially appropriate near the central campus because of its compact land use. The prototype from which this college type derives is San Gimignano, with towers placed along an open landscaped court. The master plan envisions two such colleges as pylons to frame the heart of the campus from the Scenic Drive.




Claude E. Ellis

Cube type




Cloister type




Glasheen Graphics

Tower type



Claude E. Ellis


First College campus, library at upper left



Model of library

FIRST COLLEGE

The First College is a fourth design proposal (*top left*): an "open" type, with freely related building heights and forms derived from the fact that First College had already been established as a graduate School of Science and Engineering before the decision was made to develop a full scale university campus at San Diego. These first buildings, sited and designed for this earlier function, were completed a year ago and are now in use by San Diego's first freshman class. The buildings are of concrete, and are grouped around a central court which gives an immediate focal point to the college. The tallest is a seven-story classroom, laboratory and office building (*top right*). Two lower buildings, also for instruction and research, are connected by an open multi-level bridge of unexpected exuberance.




Architects, Laboratory and Classroom buildings: Risley, Gould and Van Heuklyn; consultants: Ayres & Hayakawa (mechanical), Frumhoff & Cohen (electrical), Hillman & Nowell (structural)

LIBRARY

This library building, nearing completion, also one of the buildings intended for the graduate school of science and engineering, is now the nucleus of First College. Surrounded by its own landscaped terrace, the library intentionally differs in character from the other classroom buildings of the college. Low in height, it relates to the landscaped terrace which surrounds it and to the central court onto which it opens more than it does to the other buildings. On its lower floor is a 500-seat lecture hall. Class and seminar rooms are also included in the building.

Architects: Deems-Martin, Associates; consultants: A. J. Blaylock & Associates (structural), Randolph, Johnson, Miller & Associates (mechanical and electrical), Boyle Engineering (civil), Bolt, Beranek & Newman, Inc. (acoustical); landscape architects: Wimmer & Yamada; graphics design: Russell Forester and Tom Suzuki; interiors consultants: Deems-Martin, Associates



Laboratory buildings and three-story connecting walk were begun before campus was designated for general education

Glasheen Graphics

CALIFORNIA'S NEW STATE COLLEGES

Architectural Synthesis of Educational, Financial and Physical Requirements — Guiding Consideration, Human Scale and the Human Factor

As part of the master plan for higher education for the State of California, the Governor appointed a board of trustees to guide and coordinate the activities of the state colleges. The 18 colleges under our jurisdiction constitute the largest system of higher education in the United States—and perhaps in the world.

During this brief span of our existence, we have been responsible for the investment of hundreds of millions of dollars in capital outlay programs involving the expansion of existing campuses, and the development of entirely new campuses. Our responsibility has also included the supervision of expenditure of hundreds of millions of dollars for operating budgets.

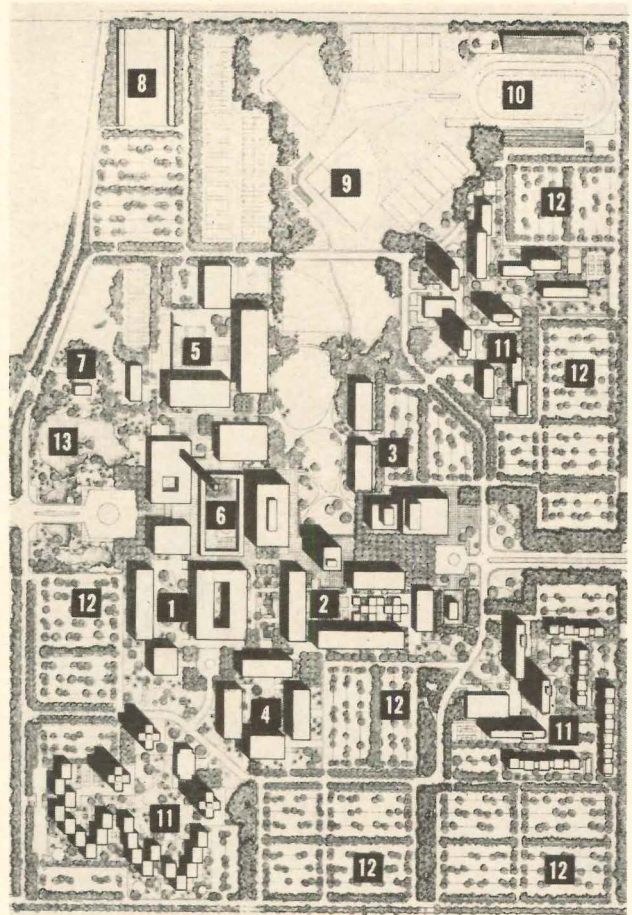

Since the underlying objective of our Board is the determination to achieve academic excellence of all our colleges, we concluded very early in our operation that we must have the closest kind of coordination between three of our major trustee committees. These are the Committees on Educational Policy, Finance, and Campus Planning. The reason is so simple, it is sometimes overlooked. To achieve academic excellence, we must first have the right educational curricula, we must then be able to finance the cost of these, both in content and in faculty; our campus planning must result in a physical environment that is conducive to the achievement of academic excellence.

All educators agree that a true education cannot be based on the process of memorizing, but must instead, be based upon the process of learning to think. This places a high priority on the importance of the surroundings for the teachers who teach, and for the students who study.

While still being very prudent and careful with the taxpayer's dollars, our Board of Trustees has been embarked, during the past four years, on a program designed to bring to each campus a proper regard for what I term the "humanation" of architecture—the proper consideration of space, light and air; the development of semi-enclosed patio areas, benches, landscaping; and now and then, even the use of a bit of water. In short, the human scale and the human factor is a guiding consideration.

—CHARLES LUCKMAN, F.A.I.A., *President*
Board of Trustees, California State Colleges

Gerald Katze

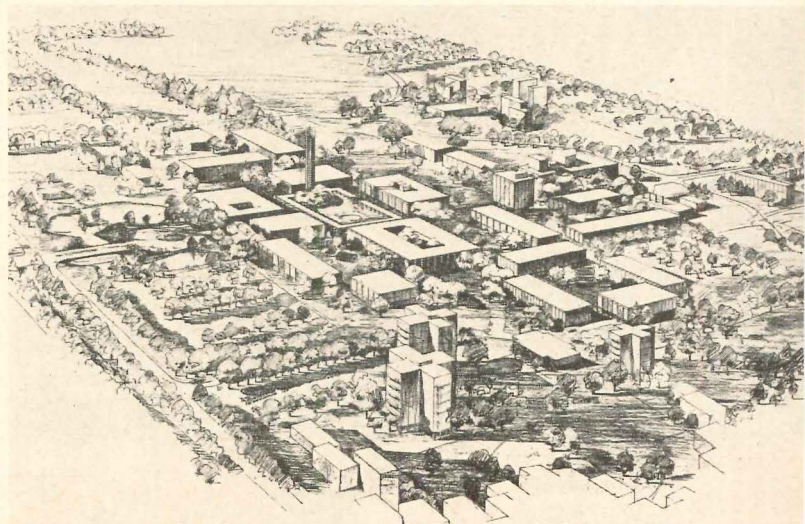



- | | | |
|-----------------------|---------------------|----------|
| 1. Academic Center | 7. Campus Residence | 13. Lake |
| 2. Science Center | 8. Corporation Yard | |
| 3. Arts Center | 9. Athletic Fields | |
| 4. Unassigned Center | 10. Stadium | |
| 5. Physical Education | 11. Student Housing | |
| 6. Campus Center | 12. Parking | |

SONOMA CAMPUS

Sonoma State College at Cotati, some 50 miles north of San Francisco, was the first college to be established after adoption of the master plan for higher education 1960-75, and its master plan was the first to be prepared by a private architectural firm under the policy affirmed in 1961 by the Board of Trustees of the state colleges. The campus is on a 215-acre site in a flat agricultural area whose pastoral character and distant low hills offered no dramatic features. The master plan is based therefore on development of internal interest through building and spatial relationships. Buildings in the five major campus centers—Humanities, Science, Fine Arts, Physical Education and Administration—are grouped around open landscaped courts which give identity to each. Each center is separated from the others by larger open landscaped areas, designed to give over-all unity to the campus. The academic core elements are so located that the first buildings on the campus will provide the sense of a complete environment even while the campus grows, at an expected slow rate, to its ultimate size for a campus of 12,000 students.

Architects: John Carl Warnecke and Associates; engineers: Carl Kirker (civil), Alexander Boome (mechanical); landscape architects: Lawrence Halprin and Associates



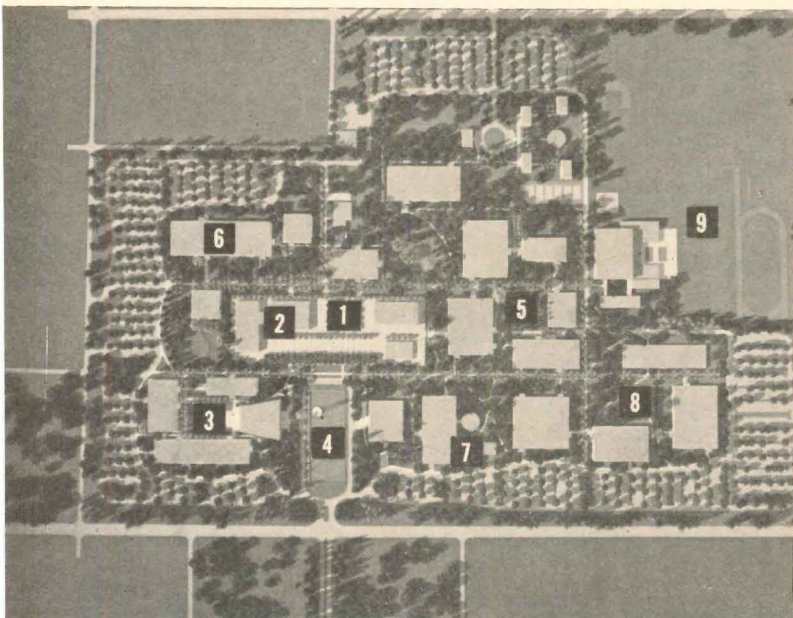


Dwain Faubion photos

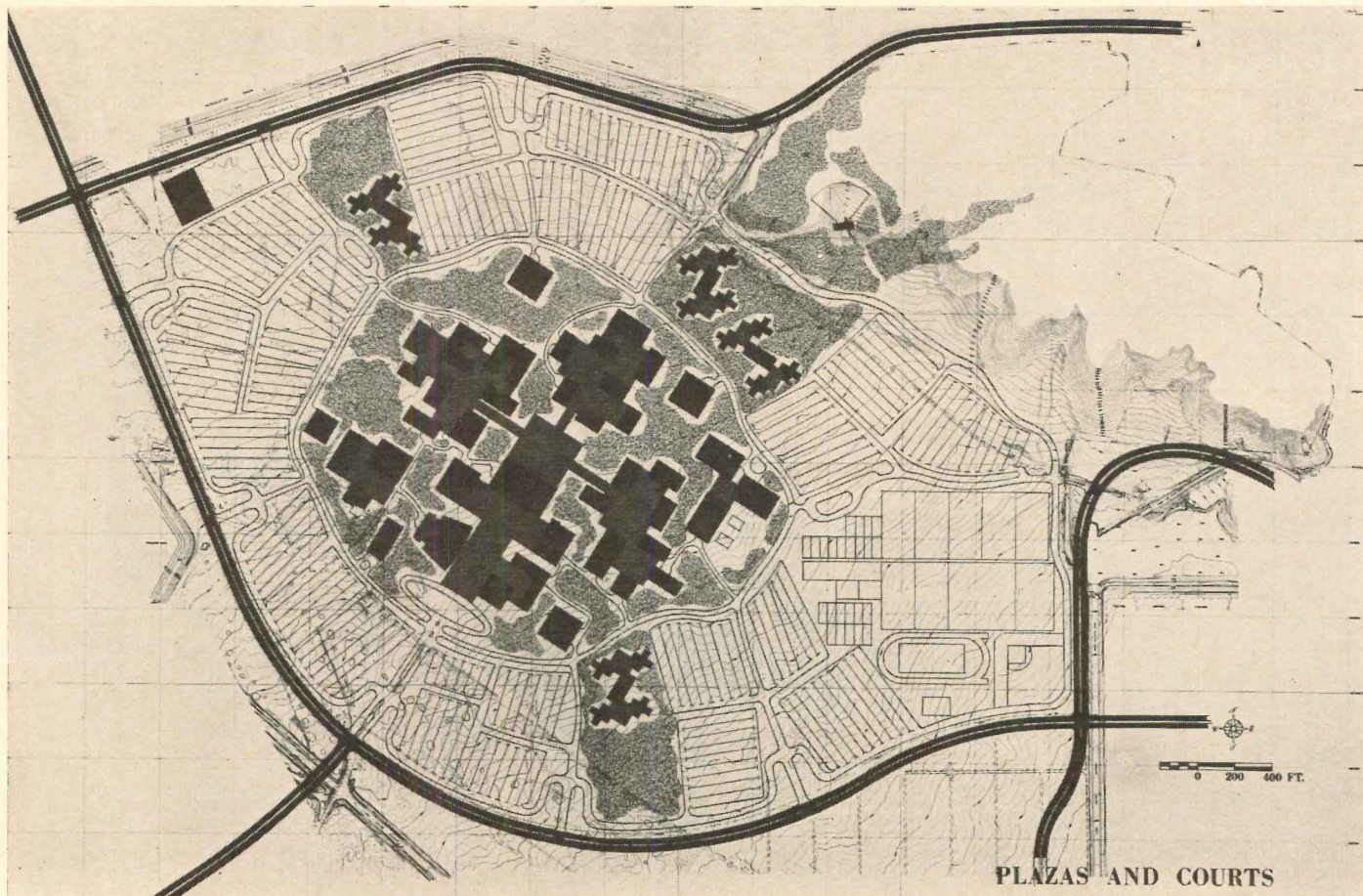
Architects and engineers: Reid and Taries (master plan), Spencer, Lee and Busse (site development); mechanical engineers: G. M. Simonson (site development); landscape architects: Royston, Hanamoto, Mayes and Beck

STANISLAUS CAMPUS

Like Sonoma, Stanislaus State College has been operating in temporary buildings on a temporary site, but it will move to its permanent campus when the first buildings, now under construction, are completed in the fall of 1965. The new campus at Turlock in the Central Valley has a flat site of no special interest, and the master plan recognizes the need to create centers of interest within the campus area. In addition to organizing the various academic disciplines so that their buildings form groups around open areas with rather informal landscaping, the plan proposes a formally landscaped mall in the general commons area beside the library and student activities buildings. Since the Central Valley is hot and dry for the major part of the year, the presence of water in visual form is a welcome sight. The large pool is, however, both a handsome visual feature of the campus and a necessary campus storm water holding basin.



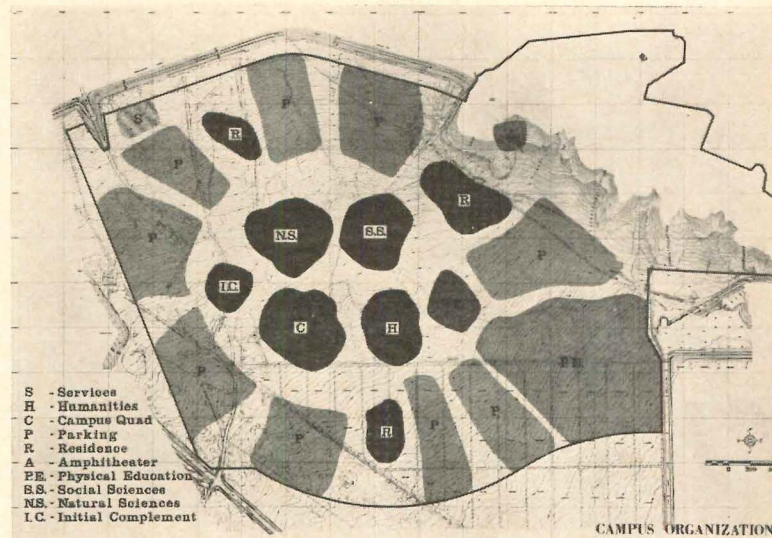
- | | | |
|-------------------------|-----------------|--------------------|
| 1. General Commons Area | 4. Storage Pool | 7. Social Sciences |
| 2. Library | 5. Education | 8. Industrial Arts |
| 3. Performing Arts | 6. Business | 9. Athletics |

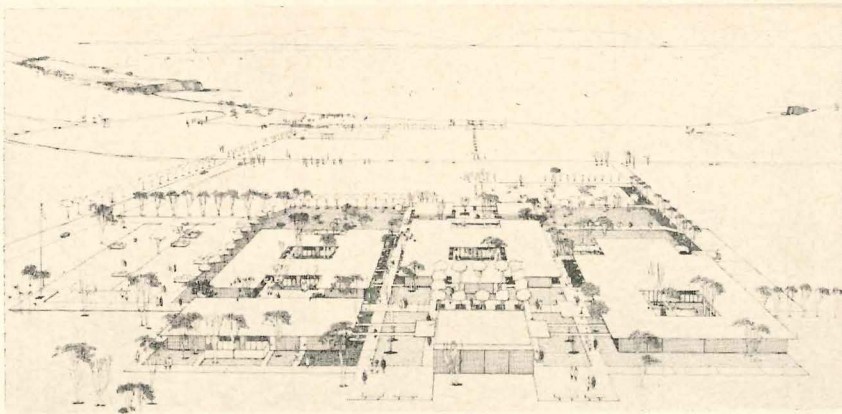


SAN BERNARDINO CAMPUS

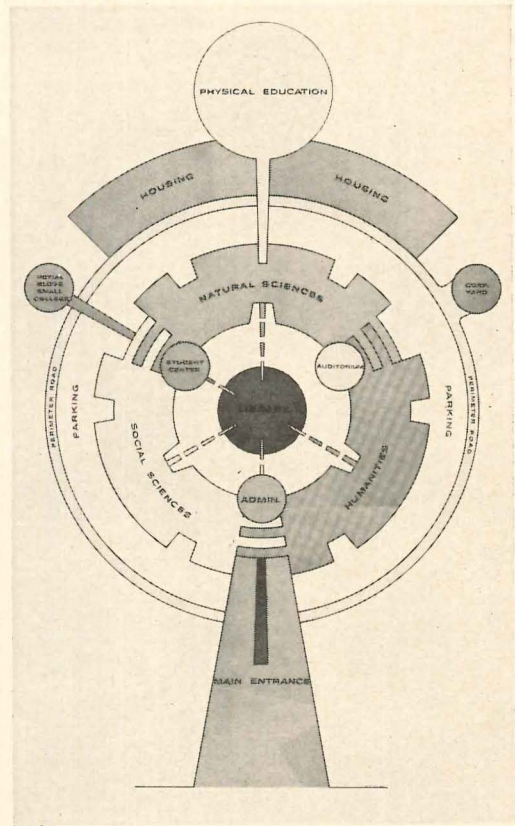
California State College at San Bernardino, the most recently authorized state college campus, is being designed for an ultimate student population of 20,000, which it will draw from the surrounding metropolitan area, destined to have a population of 1,600,000 by 1975. The master plan—tentative so far, since it has not been approved by the State Colleges' Board of Trustees—is based on an academic program which departs from that of the conventional state college. The curriculum emphasizes the liberal arts and sciences with some teacher training courses, and requires a smaller number of courses per term, more independent work assignments and large lecture courses with smaller seminar groups. These educational approaches have repercussions in the design of the physical plant. Fewer classrooms, more facilities in library and science buildings, large lecture halls and 20-seat seminar rooms are proposed to meet these concepts. The architects propose that the buildings be air-conditioned and that they be sited and oriented to provide protection from the intense heat and occasional high winds.

Architects, planners and engineers: Albert C. Martin and Associates (master plan)





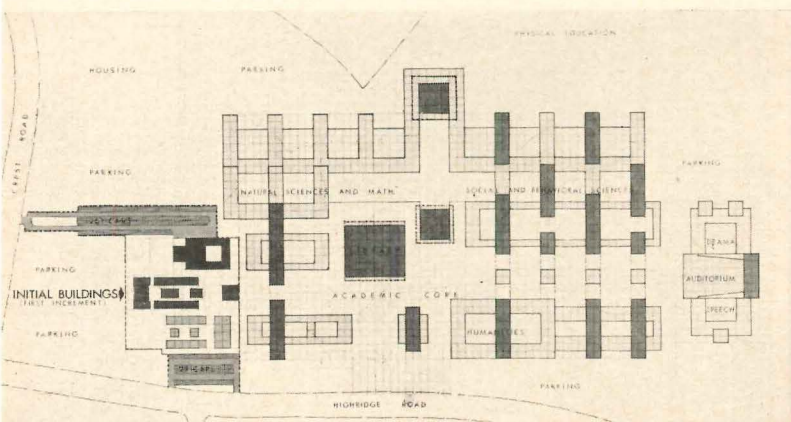
Panoramic Aerial



PALOS VERDES CAMPUS

California State College at Palos Verdes, authorized in 1960, is to open in 1965 and by 1980 will have the full-time equivalent of 16,000 students on its campus. Its location on the Palos Verdes Peninsula gives it superb views of Catalina Island to the south, the Pacific Ocean on the west and the Santa Monica mountains on the northwest. The area it will serve is largely residential, and the scale of the buildings proposed for the campus is compatible with the surrounding development. Since the college will not be activated until its first buildings are completed (this will be the first state college to start operations in its permanent buildings) the design of these buildings has been an integral part of the master planning process. The schematic master plan—tentative, as the State Colleges' Board of Trustees has not as yet approved it—is a direct reflection of the academic plan, and the space relationships derive from a liberal arts curriculum which encourages inter-disciplinary programs of research, teaching and study. The first buildings will become the experimental "small college" in 1969-1970.

Architects and site planners: A. Quincy Jones, F.A.I.A., and Frederick E. Emmons



Architectural Engineering

Europe Lags U. S. in Architectural Metals

Europe still lags far behind America in the use of architectural metals, according to Dr. Norman Bienenfeld, president of the National Association of Architectural Metal Manufacturers, who recently returned from an extensive inspection trip through England, France and West Germany. Dr. Bienenfeld noted that "the countries are very much custom-minded rather than production-minded. There is a considerable amount of hand labor used where we would use machines, and many of the field procedures, especially in the use of certain walls and store fronts, are similar to the ones we used five and ten years ago. Standardization and mass distribution have yet to come to the architectural industry in Europe."

Hurricane Cleo Tests Protective Screens

Hurricane Cleo provided the first test of the protective ability of the new hurricane screens used in the three-story window wall of the new Otto Richter Library at the University of Miami, Coral Gables, Florida, designed by Miami architects Watson, Deutschman and Kruse (June 1964, page 186). Maintenance officials reported that with the protective screens and shutters which were designed for rapid closing and maximum protection, not a light of glass was broken.

A special design for rapid closing allows a man armed with a pole to close each nest of screens with maximum ease. The stainless outer screen is pushed upward over the clerestory window, where it snaps into position. As it rises, it uncovers two inner screens of corrugated aluminum which drop down over the lower part of the window.

Prestressing Laminated Wood Beams

A method of increasing bending strength of glued laminated wood beams made of common-grade lumber by prestressing them is under development at the U.S. Forest Products Laboratory. Prestressing was done by inserting steel wire cables in holes extending through the lower half of the beams. Findings indicate strength gains up to 30 per cent and reductions in strength variability between beams of as much as 50 per cent, based on loadings made immediately after prestressing. Results are being checked with long-term loadings to measure any possible effects of creep that may occur.

Results of the experiments demonstrate that prestressing is effective mainly with the lower common grades of lumber. Prestressing offsets the low tensile stress of low-grade laminations by inducing compressive stress in them. If the strength gains realized by prestressing are maintained under the long-term loading experiments now under way, laboratory officials believe that a major step forward in laminating design with common-grade lumber will have been realized.

Code to Specify Noise Control Requirements?

Changes in construction practices (lighter materials, more mechanical equipment) are to a large extent responsible for the increased incidence of noise problems in apartment buildings, asserts Harold Birns, Commissioner, Department of Buildings, New York City.

At a recent seminar sponsored by Owens-Corning Fiberglas, Birns stated that because most factors causing noise are symbols of modern day living, solutions to this problem must rest on the judicious use of sound-reducing construction. No one can expect designers to forego advantages resulting from greater sophistication in the manufacture and use of building materials, any more than the general public could be expected to surrender their television sets and other inventions and appurtenances of modern living. But, Birns said, scientific use of sound-reducing construction in proper locations can lower many intolerable, harsh and discordant noises to acceptable levels. In preparing a new building code for New York City, acoustical engineers are studying the subject of noise control. If additional construction costs are indicated to be minimal, Birns remarked, then legislation containing mandatory requirements should unquestionably be adopted.

This Month's AE Section

HIGH-RISE APARTMENT STRUCTURES OF STEEL, page 206. *PREVENTING CRACKS IN MASONRY WALLS*, page 210. *BUILDING COMPONENTS: Fiber Glass Fabrics Modify Environment*, page 219. *Products*, page 221. *Literature*, page 223.

HIGH-RISE APARTMENT STRUCTURES OF STEEL

By R. M. Gensert, Consulting Engineer

Steel framing has a number of advantages for high-rise apartment buildings:

1. Column sizes are minimum, especially when the economical high strength steels are used. Thus, more floor area becomes available.
2. Column offsets are freely made without serious shear problems either within the building plan or at its perimeter.
3. All steel beam deflections are instantaneous, and not subject to creep over an extended period of time.
4. Frame action may have complete continuity, no continuity, or any de-

gree between the two limits, at the designers discretion.

5. Openings for mechanical services may be incorporated before or after construction, subject to stress analysis. Furthermore, the light weight of a steel building often effects a marked reduction in foundation costs when poor sub-soil conditions are encountered.

Our purpose here is to alert the designer to the potential available to him with structural steel. Some practical variations of steel skeletons and related architectural and structural details will be presented.

LATERAL STABILITY WITH BRACED FRAMES. Vertical trusses or braced bents are used in multi-story buildings to resist lateral loads from wind or seismic origins. Bending moments from wind loads are converted to axial forces in the trusses, thus eliminating uneconomical flexural stresses. Beams can be joined to supporting columns by simple shear resisting bolted connections.

It is advisable to use high tensile bearing bolts at connections within the braced bent for the prevention of slip due to the repetitive nature of wind gusts or lateral impacts. Connections of other beams to the columns may be either standard bolts or regular high tensile bolts. The columns in a building of this type are not subjected to bending moments of any appreciable magnitude.

Horizontal penetrations through the braced bent are not restricted to ducts or plumbing. It is possible to locate doors or windows within the braced bent through proper arrangement of the web framing (Figure 1). Eccentricities of joint connections are not serious, since beams and columns are heavy enough sections to resist these localized bending moments.

Since the braced bent need not occur at every column line, it is necessary to transfer panel loads from one bent to the other. This transfer may easily be executed by utilizing light horizontal framing in the plane of the floors adjacent to the spandrels. Figure 2 indicates the use of this secondary framing and the accompanying deflection patterns.

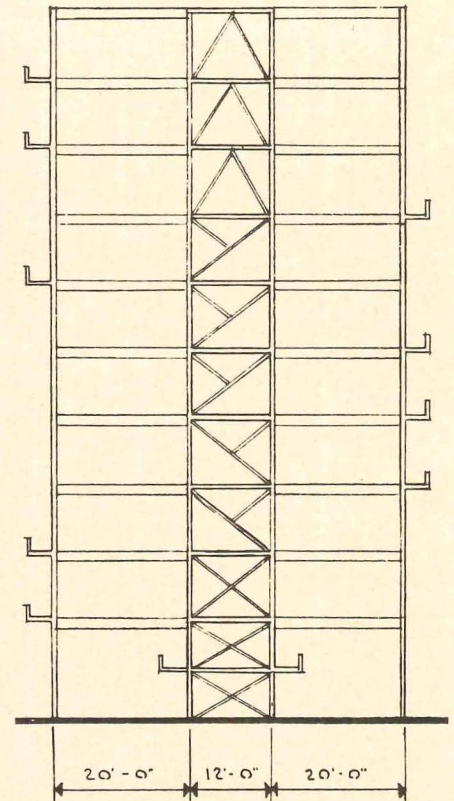


Figure 1: Variations in braced bents to permit corridor and door openings

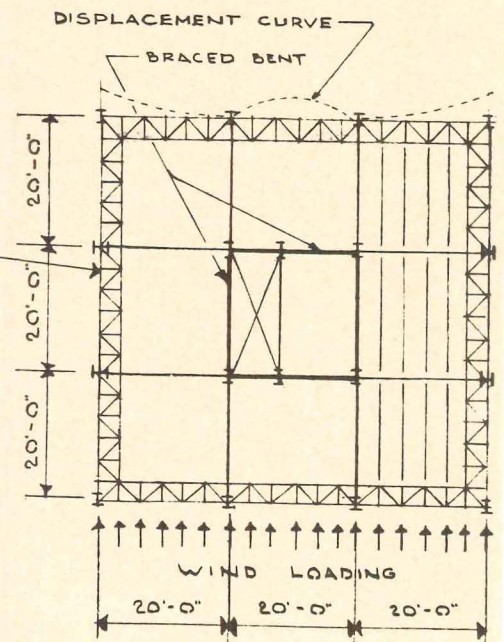
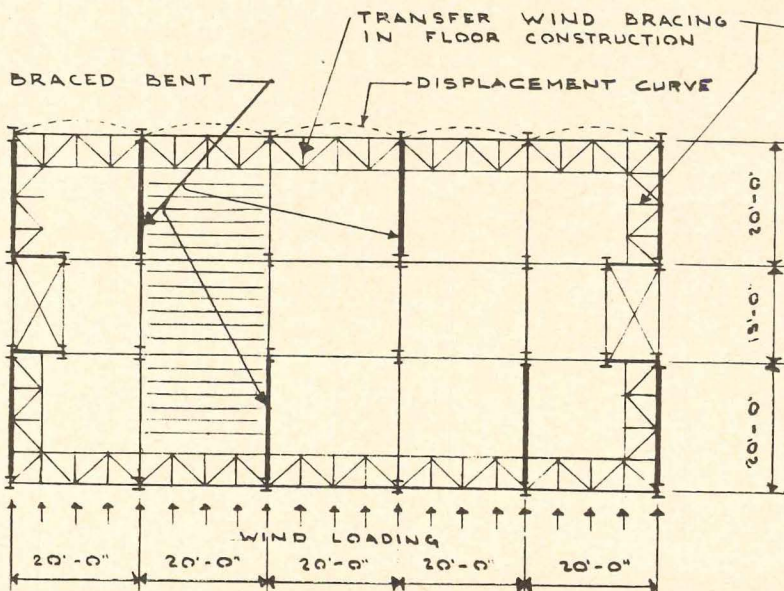


Figure 2: Horizontal framing in floor plane to transfer wind loading to bents

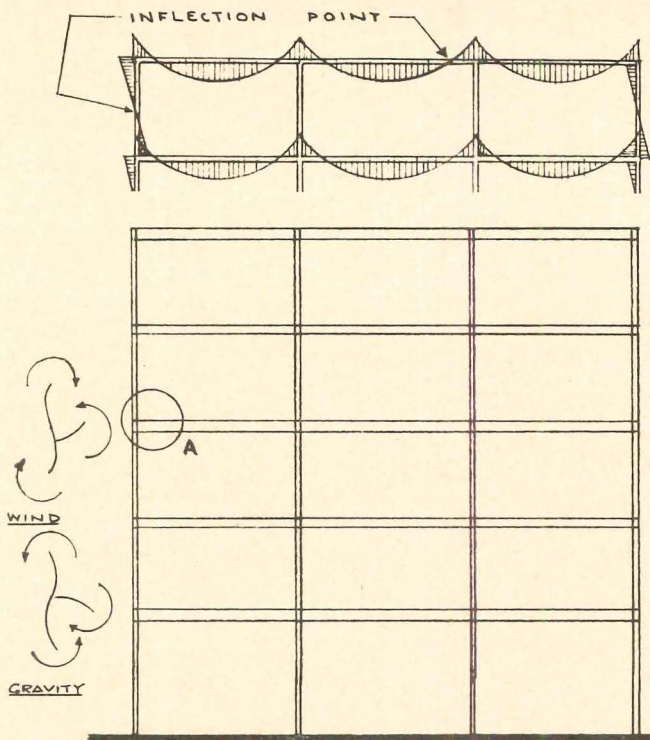


Figure 3: Continuous frame (gravity load moments shown at top)

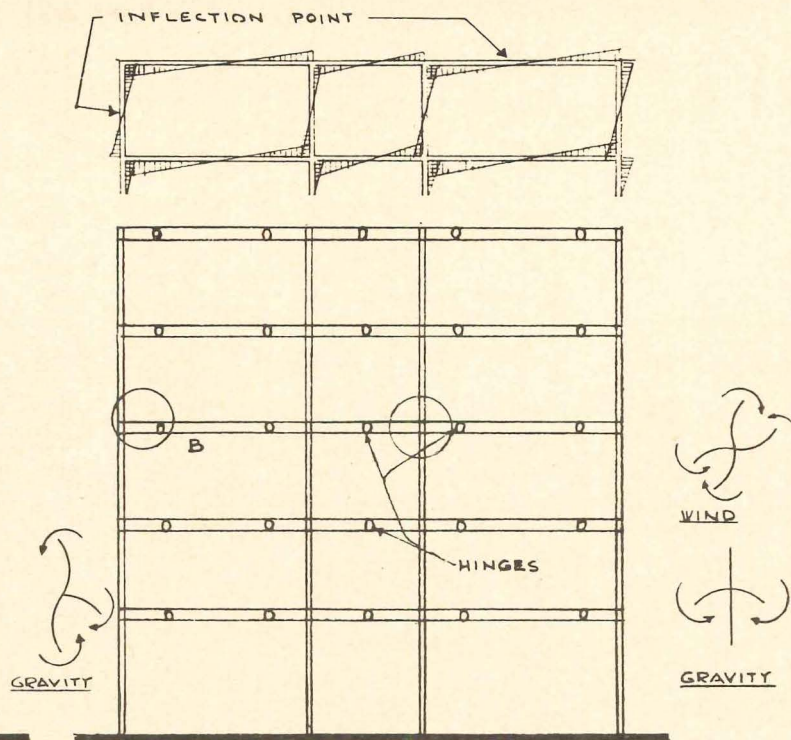


Figure 4: Jointed frame (lateral load moments shown at top)

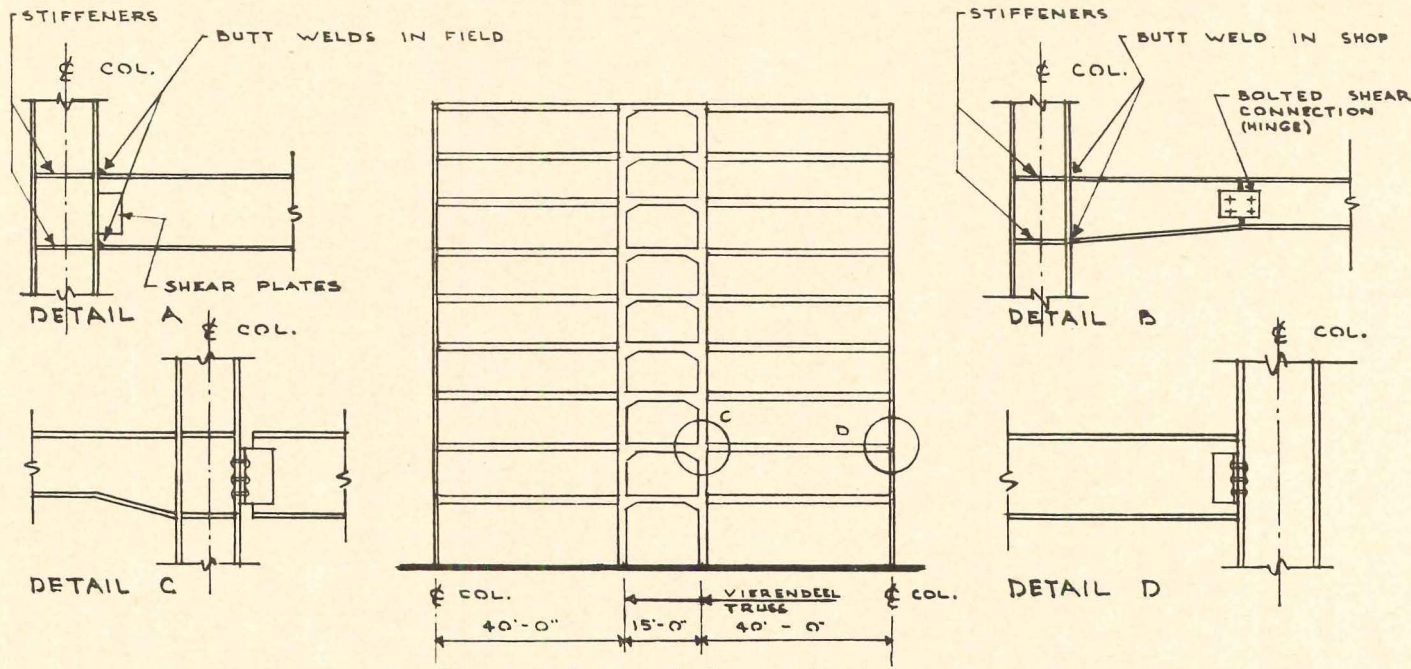


Figure 5: Lateral rigidity provided by vertical Vierendeel frame

STABILITY BY VARIATIONS IN CONTINUITY. The use of braced bents, though providing rigidity with economy, may limit the flexibility of the floor plan. Continuous rigid frames (Figure 3) offer nearly the same resistance to lateral loads, with the added advantage of reduced depth of construction. Frame action is obtained by making the connections of all beams to their supporting columns rigid, i.e., non-rotating. These must be made in the field at a higher cost than standard bolted connections.

Points of inflection in the rigid frame (where the elastic line of the frame changes from positive to negative curvature) occur where the combined moments due to gravity and wind loads have a zero value. A point of no moment does not require flexural properties in the beams, but does require shear resistance. Thus hinged or bolted connections can be employed in the beam webs at these locations, allowing fabrication of expensive moment connections in the shop.

Figure 4 illustrates this principle where the center columns and intermediate span stabilize the building. Continuity connections of beams to columns are made in the shop with a simple field connection made at the center of the intermediate span. Side spans are interrupted with hinges or standard field connections at inflection points maintaining total frame action. Lateral stability of this jointed frame is primarily dependent upon the two interior columns and their connected floor beams.

Figure 5 shows another technique of introducing lateral resistance. The two center columns and the intermediate beam are shop fabricated with rigid connections to form a vertical Vierendeel truss; other connections are field bolted. Although continuity in regard to vertical loads is not available, longer side spans are feasible by providing composite action between concrete floor slab and beam. This composite action would not be restricted by negative moments from wind resistance as is the case with continuous beams.

MINIMUM COLUMNS AT GROUND LEVEL. Lobbies and extended plazas often control the plan of the ground floor. Sometimes it is necessary to eliminate some of the building columns in the lower story. To accomplish this, one could resort to cantilevered floors, or floors hung from girders at the roof level. Figure 6 illustrates one of these structures.

The vertical Vierendeel trusses used in Figure 6 are the sole means of resisting lateral forces. The designer must consider this factor along with that of torsion of the columns in the lower stories due to unsymmetrical wind loads.

Transition frames similar to the one in Figure 7 allow the designer to create a column spacing at the ground level that is different from the typical spacing in the upper stories. This particular frame is proportioned to be a rigid structure with negligible deflections.

When the spacing of columns in the lower story is some multiple of the spacing above, a transfer girder may be used as shown in Figure 8. The transfer girder is subjected to high shear stresses that will require a reasonably heavy web with stiffeners.

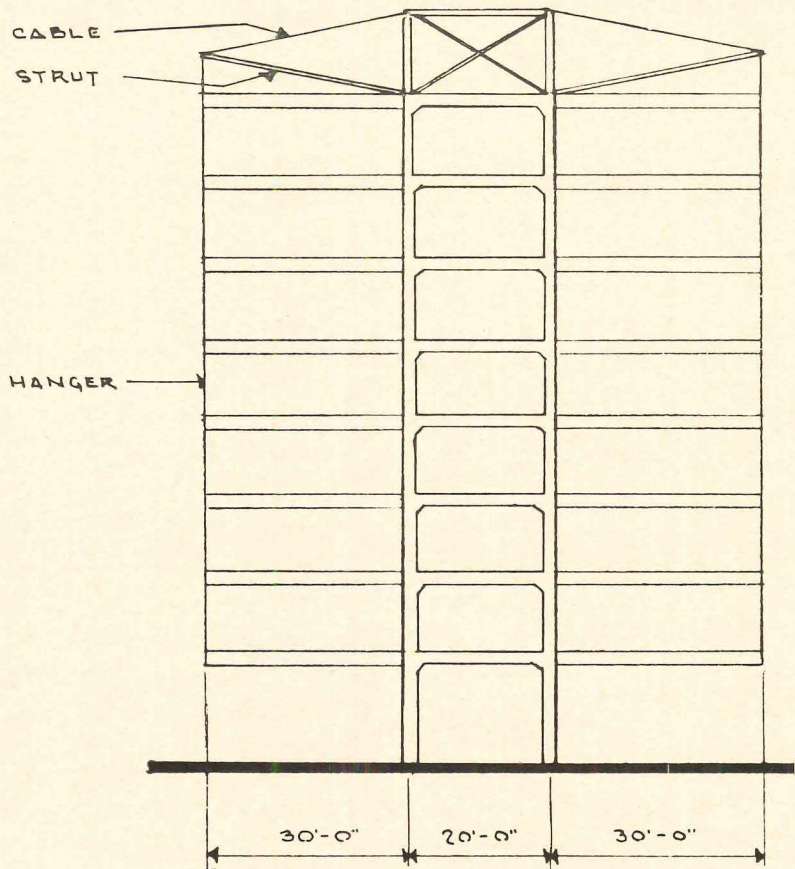


Figure 6: Hung floors permit minimum columns at ground level

This article is based on a study sponsored by United States Steel

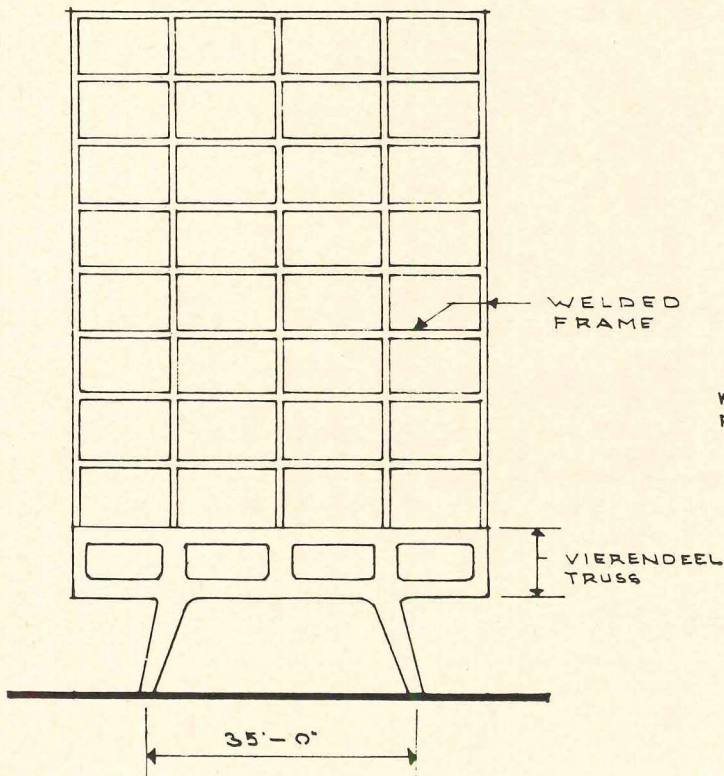


Figure 7: Vierendeel truss forms transition frame at first floor

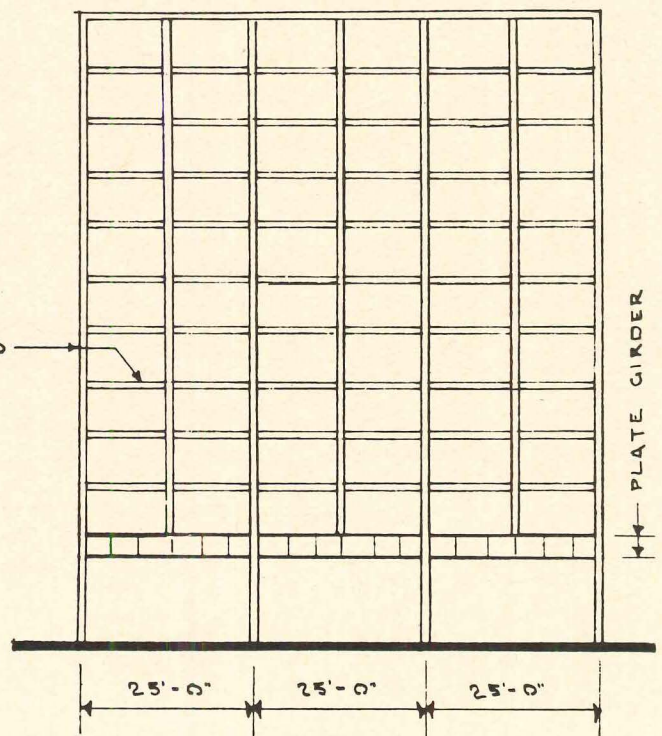


Figure 8: Transfer girder cuts down on columns at ground

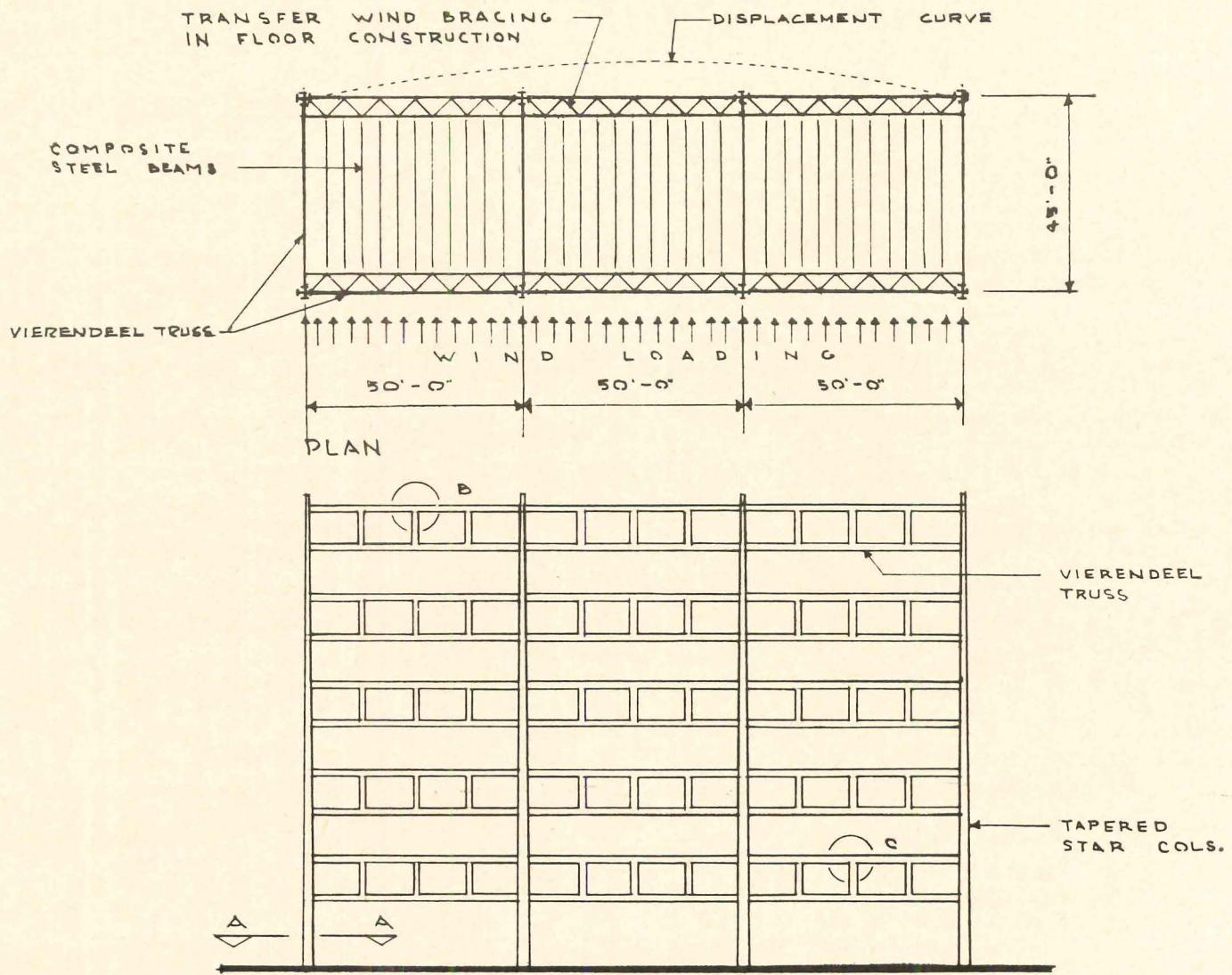
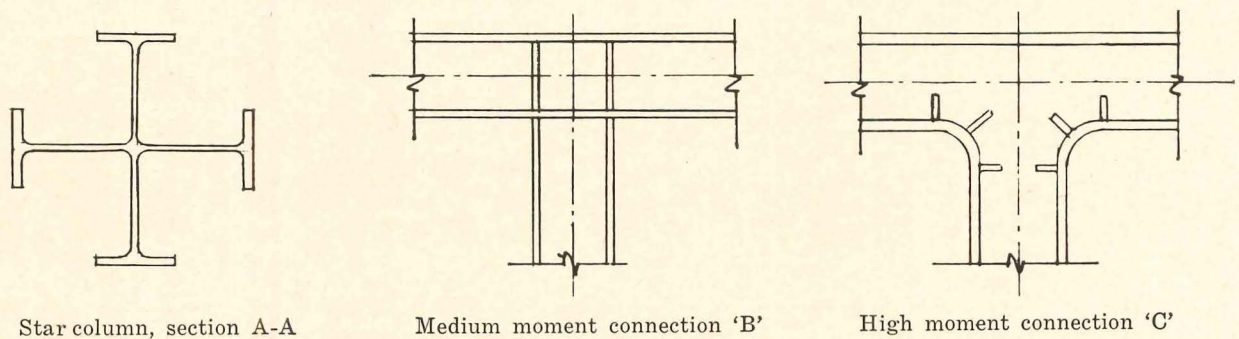


Figure 9: Vierendeel trusses and horizontal bracing provide column-free areas in this high-rise structure



MINIMUM COLUMNS AT TYPICAL FLOORS. Special conditions of design may demand column free areas on all floors of a tall building. Floor beams may span the width of the structure if composite action is established between the beams and concrete slab. Carrying girders may be Vierendeel trusses as shown in Figure 9. Triangulated trusses or plate girders with the accompanying disadvantage of window restrictions may also be utilized. Regardless of the type of

truss used at exterior wall lines, the possible variation in fenestration between adjacent floors is architecturally significant.

Vierendeel trusses of moderate spans as those in Figure 9 are not critical in deflection. Trusses could be shop fabricated and shipped without difficulty. Their erection would be straight-forward, particularly when high-tensile bolts are used.

PREVENTING CRACKS IN MASONRY WALLS

By Dov Kaminetzky, Chief Engineer, Office of Dr. Jacob Feld, Consulting Engineer, New York City

Despite the fact that they have a very long history in use, masonry walls continue to give trouble due to cracking. Some of the causes of cracking are obvious and well known, but for various reasons, those concerned with the design and construction of buildings often fail to take appropriate preventive measures. Other causes are more subtle and more difficult to pin down, and sometimes a number of contributory factors combine to cause cracking. In many cases, there are differences of opinion as to the real reason for cracking and the most appropriate action to be taken. Indeed, many people now accept masonry cracking as an inevitable evil, about which little or nothing can be done. The advent of new building methods and materials seem to have complicated rather than alleviated the problem.

The purpose of this article is to examine in detail some of the principal causes of cracked masonry walls, to advocate preventive rather than corrective action, and wherever possible to suggest as to what preventive measures.

In general one might say that proper detailing of masonry and its supports, the introduction of expansion or contraction joints as necessary, and the elimination of construction errors will control and minimize the possibility of cracking. However, these general principles should certainly not be interpreted as a relaxation of the basic requirement that the contractor abide by the specification calling for high quality materials and workmanship.

Causes of Masonry Cracking

Some of the major factors of masonry cracking are:

1. Inadequate construction procedures or methods, and imperfect design details.
2. Excessive deformations of the structural frame due to vertical loads (dead and live loads), and lateral loads (mainly wind and seismic loads).
3. Differential foundation settlements.

4. Longitudinal changes in length involving the following:

- a. Expansion and contraction due to thermal changes;
- b. Temperature differential between various building materials;
- c. Drying shrinkage and creep of concrete structures;
- d. Expansion of masonry due to absorption of water;
- e. Elongation and contraction of the mortar.

In items one through three, the cracking pattern is connected directly with the pattern of the forces, their direction and line of action. Thus it is possible to determine the cause of distress with a considerable amount of confidence. Contradictory theories, opinions and diagnoses as to the contributing causes of cracking most frequently arise in connection with the factors listed under item four.

Inadequate Construction and Imperfect Details

One common error in construction is too long a delay before the re-

moval of shores or reshores from concrete structures. Overcautious building superintendants may leave the shores in place for an extended period and fail to remove them until after some of the masonry is in place. Since brick or block masonry is a structural element which is weak in tension, and so is masonry mortar before it sets, the downward bending movement following the removal of the shores is liable to cause considerable masonry cracking (Figure 1). The danger is worse in the case of cantilevers where deflections are usually large. It is therefore essential to remove shores before any of the masonry is in place.

Cavity Walls

One of the major purposes of providing a continuous hollow space in the external walls is to prevent rain from penetrating the interior face of the wall. Any bridging of the cavity by mortar droppings or other materials enables water to travel inward and leak into the interior. If

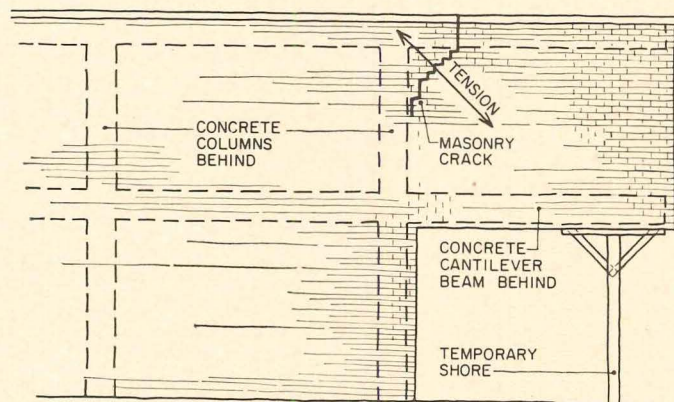


Figure 1. Shores left in too long

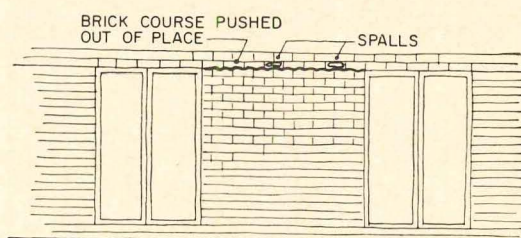


Figure 2. Ice forms at spandrel beam; cracks wall

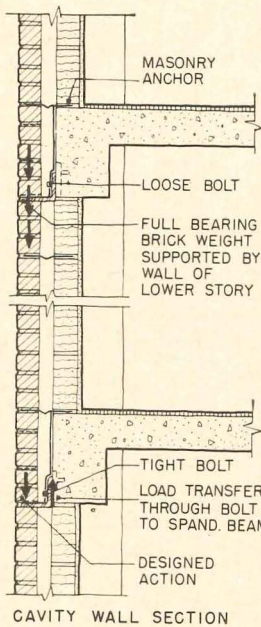


Figure 3. Shelf angle not firmly attached

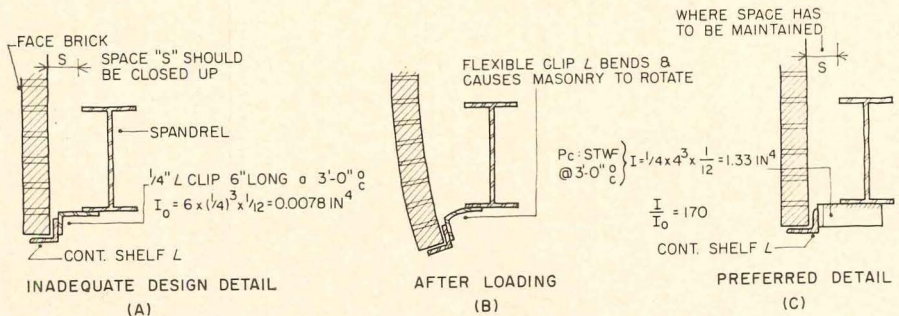


Figure 4. Masonry bends due to flexible clip. Stiff connector precludes this

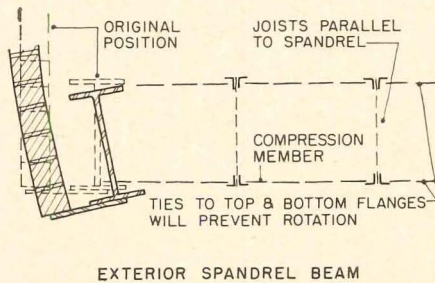


Figure 5. Ties needed between joists

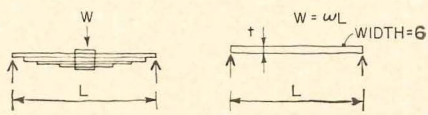
reduce the possibility and extent of cracking. In Figure 4, the use of a flexible clip to attach the masonry to the spandrel beam, allows rotation of the masonry after loading. If, however, a rigid connector is used instead of the clip, chance of movement is minimized, reducing the risk of cracking. In Figure 5, one can see that if ties are fixed to both the top and bottom flanges, this will prevent rotation of the beam and the resultant movement of the masonry.

Table 1: Comparative Rigidity of Slabs and Walls

L/t	(L/t) ³	R
10	100	16
15	225	35
20	400	63
25	625	98
30	900	141
35	1225	192

Note: For L/t greater than 20, allowance for buckling will reduce the value of R. (See Figure 6, for nomenclature)

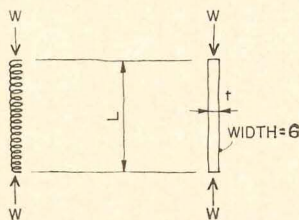
HORIZONTAL SPRING - SIMPLE BEAM



$$\Delta = .013 \frac{WL^3}{EI}$$

$$K_V = \frac{\Delta}{W} = \frac{.013L^3}{Ebt^3 \cdot 12}$$

VERTICAL SPRING - COLUMN OR WALL



$$\Delta = \frac{WL}{AE}$$

$$K_H = \frac{\Delta}{W} = \frac{L}{b^3tE}$$

$$R = \text{RIGIDITY RATIO} = \frac{K_V}{K_H} = \frac{(L/t)^3}{6.4}$$

Figure 6. Derivation of rigidity ratio

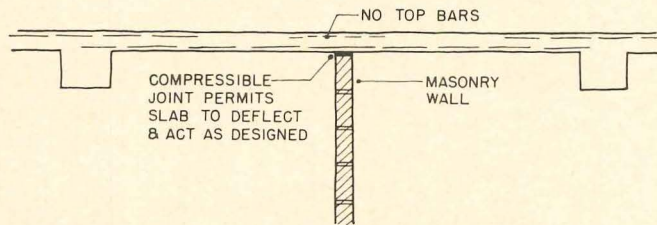


Figure 7. Compressible joint between masonry wall and slab

Vertical loads

Several problems can arise when the masonry walls are built too tightly against the structural frame. The deformation of vertical compression members is predominantly smaller than horizontal members serving as bending elements. The comparative rigidity (resistance to deflection) of slabs and walls of the same length and cross section is given in Table 1. A concrete slab, which is designed for simple bending, may not be able to perform as designed, if the masonry wall is built right up to the underside. Since the wall is many times as stiff as the slab, this may cause overstressing of the slab at the point of support. Cracking of the slab and masonry can be avoided if a compressible joint is introduced at the top of the wall, to permit the slab to deflect as designed (Figure 7).

Grade beams supporting masonry are always thought of as rigid structural members carrying the masonry, which in turn is considered

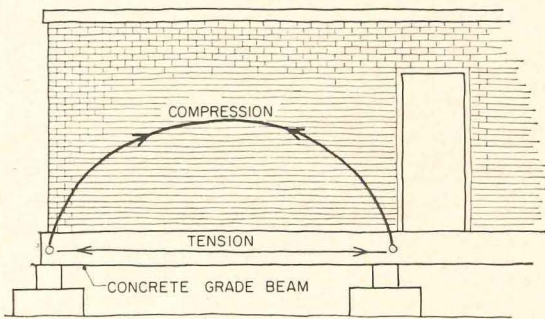


Figure 8. Rigid masonry acting as a compression arch

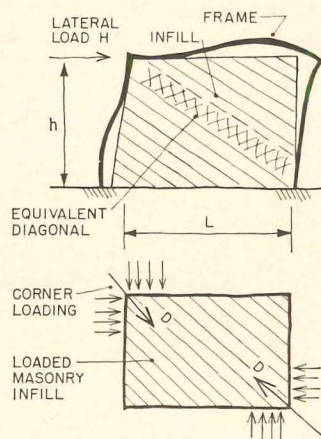


Figure 9. Masonry partition too close to structural frame

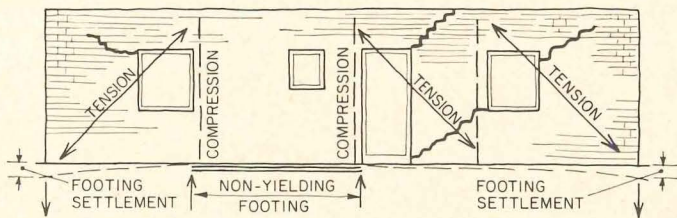


Figure 10. Diagonal tension crack due to differential settlements

yielding material of a rubber element type. In fact a masonry wall without openings is much more rigid than the beam and acts as a compression arch for the grade beam, which serves as a tension rod. At interior bays, compression will be balanced at adjacent bays, but the tension tie will be active at end bays or at masonry openings (Figure 8). Exceedingly shallow and flexible grade beams should be avoided in walls with a large number of openings. Because arching action will not be present, the beam will bend and the walls may crack.

Lateral loads

A structural engineer may frequently spend considerable time in analysis and design of shear walls for resistance to lateral (wind and seismic) loads, only to find later evidence that some masonry partitions have, in effect, become "active shear walls," and have cracked. These are walls which are sufficiently rigid to attract loads, but are not structurally strong enough to resist and transmit them to the foundations.

If an interior partition is built tightly along the periphery of the structural frame, it will act as an

equivalent strut (Diagonal D in Figure 9) and will try to prevent the frame from deforming elastically and freely into its natural deflected shape. A shear deformation of the frame is therefore impeded by the presence of the rigid masonry, but this restraining role places too great a load on the masonry. The extent to which cracking of the masonry eventually occurs is dependent on various factors: the shape of the panel (ratio L/h), the elastic moduli of the masonry and the frame, the extent of tightness of the masonry to the frame (possibility of "give"), and to a lesser degree, the rigidity of the joints of the frame. The relative location of the partition in the building (lower or upper floor, center or exterior and relation to columns) will also influence the behavior of the structure. The effect of a small lateral load is usually to close up any existing slack. Only after this can loads be transferred to the masonry infill.

Foundation Settlements

Excessive differential in settlements of various parts of the structure must be regarded as definite structural failure. This type of structural failure is usually associated with

diagonal masonry cracking extending towards the window and door openings (Figure 10). If crack widths continue to increase, a consulting engineer should be engaged to determine a method of underpinning the foundation or to devise some other corrective measures.

When soil conditions vary considerably along the building site, lowering of the water table by pumping, or blasting in the vicinity can initiate masonry cracking.

**Changes in Wall Length—
Effect of Temperature**

The generally accepted theory is that a brick masonry unit expands and contracts as an elastic body, and that this longitudinal change is proportional to the length and to the thermal differential. This is a correct basic statement of physics. Another theory is the assumption that this motion is identically reversible. But in fact this motion will be completely reversible only if the wall is free to move in the direction of the change without any restraint in the form of friction, bond or mechanical ties.

Masonry expanding with a rise in temperature will elongate, while the friction provided by the frame, (whether a foundation grade beam or a spandrel beam) exerts additional compression in the masonry. During a temperature drop, the shrinkage of the masonry against resistance will introduce tension stresses which, if sufficiently severe, will cause cracking. Cracks will generally appear if the temperature changes are extreme, particularly in long stretches of wall where resistance to shrinkage is greater. Restraint to shrinkage is also marked at corners of masonry walls and where a lower wing of a building adjoins the main tower; thus cracking is liable to occur in these places (Figure 11).

Solid masonry walls of brick or block have a tendency to buckle outwards when the air temperature is higher outside than inside. The two different materials have different coefficients of thermal expansion, and when bonded into one unit will bend in both horizontal and vertical planes. This action is magnified when the interior of the building is overcooled, causing the block on the inside to contract while the brick on the outside expands. This causes

lateral movement which may give rise to cracking (Figure 12).

Thermal movement of the roof deck will often induce stresses in the upper stories and at the parapets. This condition could be minimized by the introduction of expansion joints in the roof slab, and expansion joints in the parapets at close intervals of 20 or 30 ft (Figure 13). The provision of a horizontal joint separating the spandrel beams from the roof slab would reduce cracking in the masonry by allowing the roof slab to move freely at its ends.

Metal railings (especially aluminum rails and posts) embedded in brick parapets, require loose slip joints in the railings or even the preferred detail of rail joint with double posts to permit lateral expansion or contraction. Omission of these joints will quite often cause masonry cracks similar to that shown in Figure 14.

Effect of Shrinkage and Creep of Concrete

As concrete sets and dries, particularly during the weeks immediately after it is placed, the loss of moisture will cause shrinkage of the concrete. Drying shrinkage is a function of many variables. Proper mix, curing, and controlled construction joints will tend to reduce its effects. It is normal to assume the shrinkage strain in the range of 0.0002 to 0.0006. Some aggregates (in particular some of the lightweights) will exhibit high shrinkage factors. Generally, shrinkage tends to increase with the richer and wetter mixes and with low humidities.

Shrinkage of concrete columns is unfortunately compounded with creep and elastic shortening. As shrinkage and creep are unreversible linear contractions, the masonry is compressed by part of the structural weight imposed on it, resulting in overstress. In cases of thin masonry walls or cavity walls, this last effect will result in visible buckling and bulging. As indicated in Figure 15 shrinkage of $\frac{1}{8}$ in. in the columns will force a lateral movement or push of the masonry of about $\frac{1}{2}$ in. Excessive shrinkage is known to have caused outward masonry movements in the magnitude of about 3 in. In these cases the brick wall was practically off the shelf angle.

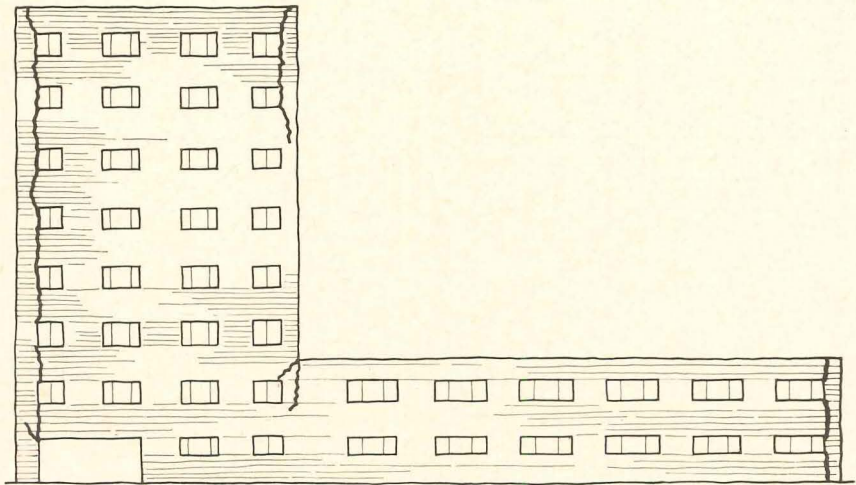


Figure 11. Cracks resulting from contraction of masonry in cold weather

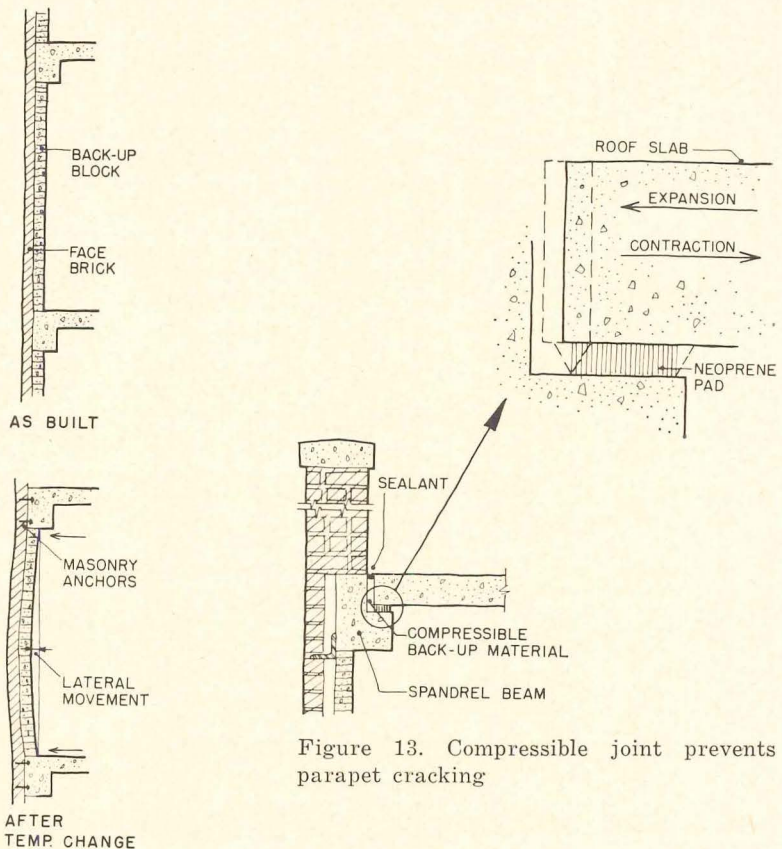


Figure 12. Bulging of wall due to difference in inside, outside temperature

Figure 13. Compressible joint prevents parapet cracking

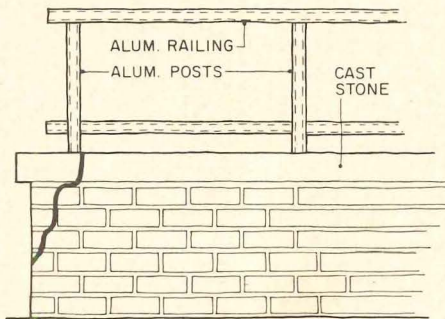


Figure 14. Cracking due to railing expansion

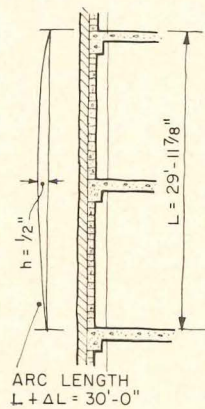


Figure 15. Effect of column shrinkage on masonry wall

Moisture Problems

Brick has the capacity to absorb relatively great quantities of water. Expansion of masonry due to absorption of water and longitudinal changes in the mortar will have similar effects to the previously mentioned linear changes. Shrinkage of the mortar will generally cause hairline cracks which are confined to the mortar joints and are relatively non-significant. The presence of free lime particles in the mortar will cause damage by hydration, while the presence of clay in the mortar will also cause injurious results.

Characteristics of Brick

The latest developments in the manufacture of brick have produced

harder brick units; at the same time cement mortar joints are also being made harder.

While soft brick has a modulus of elasticity of 1×10^6 psi, the harder brick will reach values of 4 to 5×10^6 psi, which is in the same range as that of concretes. If the harder brick is combined with non-yielding joints, stiff fragile enclosures will be formed which do not possess any flexibility and will crack when overstressed.

Conclusion

It is essential that the movements of the masonry be separated from the movement of the structural frame particularly in structures of great length or height. While this separa-

tion is costly and would not result in an absolute "no-crack" masonry, it will definitely minimize crack possibilities.

Since certain facts are not completely known, and the behavior of brickwork under certain conditions has yet to be understood, further experimentation and research are needed in the following areas:

1. Expansion and contraction of masonry restrained within a structural frame.
2. Action of glazed face brick as a vapor barrier to contain water, and the extent to which it contributes to the destruction of brickwork.
3. Experimentation with new types of mortars capable of transferring tension without cracking and "soft" enough to permit slight adjustments in the masonry.

The linear changes in a building, whether caused by deformations in the brick, block or the structural frame are practically impossible to anticipate. Any one of these factors alone may be insufficient to cause harm to the masonry. However, the various forces arising out of these changes, especially when they are all exerted in the same direction, will cause distress signals in the masonry, especially in location of openings or local weaknesses of materials.

This situation can be improved by the following:

1. Tighter control on materials and workmanship.
2. Provision of masonry joints (control joints), both horizontal as in Figure 16, and vertical as in Figure 17, for tall and long buildings respectively. Figure 18 shows the proposed location of vertical joints. These joints should be detailed and executed so as not to permit "locked" or "frozen" joints.
3. Use of softer bricks and mortars having smaller values of "E" (modulus of elasticity), where high compressive strength is not required and when the brick is used as an enclosure material rather than as a bearing medium.
4. Avoidance of masonry parapets (where building codes will permit this omission) when such parapets will be exposed to extreme weather conditions, such as high precipitation and intensive wind pressures.
5. Avoidance of "fresh" brick and concrete block units which have not been properly cured.

Table 2: Properties of Building Materials

Material	Elastic Modulus (E, psi)	Shear Modulus (G, psi)	Thermal Expansion		Weight lb/cu ft
			Coeff.	Expansion in per 100F per 100 ft	
*Concrete	3×10^6		0.0000060	0.72	150
**Brick	1×10^6	0.5×10^6	0.0000030	0.36	120
Steel	30×10^6	12×10^6	0.0000065	0.78	490
Aluminum	10×10^6	4×10^6	0.0000130	1.56	175
Alloys					

*Average values for 3,000 psi concrete
**Average values for soft brick

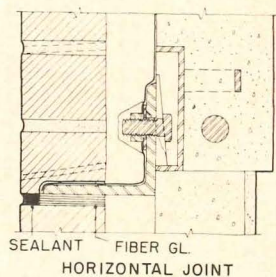


Figure 16. Horizontal joint

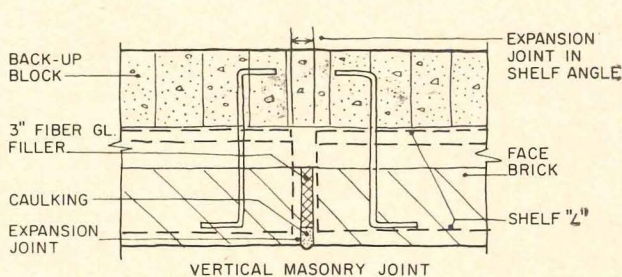


Figure 17. Vertical masonry joint

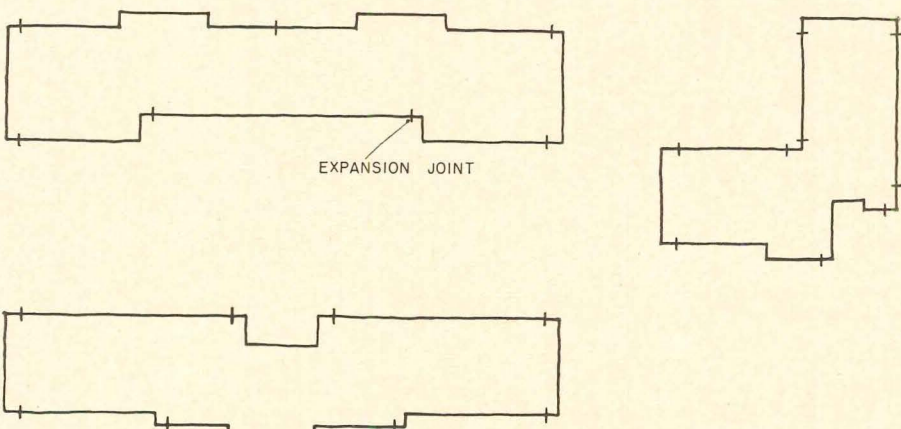
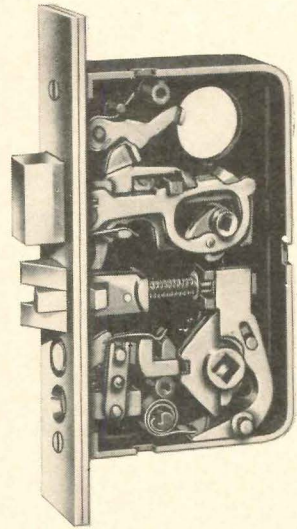


Figure 18. Plans showing location of vertical loads

The DENVER HILTON

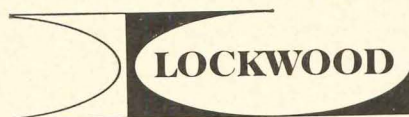
Not one service call on locks in four years.



The Denver Hilton hotel, like most new Hiltons, first opened with the turn of a Lockwood key. Lockwood heavy-duty mortise locks were used throughout.

Today, after four years the report comes back . . . not one service call has been required for any of the more than 2,000 locks supplied.


Surprising? Not to us. We know just how much quality we build into every Lockwood mortise lock. We will be glad to tell you about it too . . . just ask us.



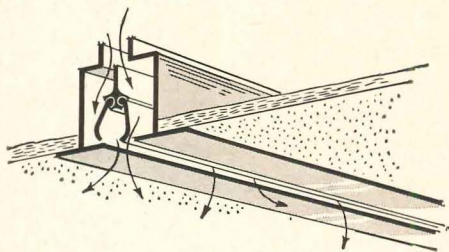
LOCKWOOD HARDWARE MFG. CO.
FITCHBURG, MASSACHUSETTS

For more data, circle 97 on Inquiry Card

NEW Titus...

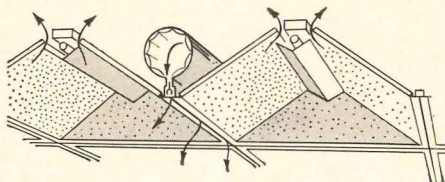


New simplicity, versatility... new design freedom for today's integrated modular ceilings! Specify a Titus ceiling air diffusion system and be sure of sound air distribution that will fully meet today's needs...as well as tomorrow's.



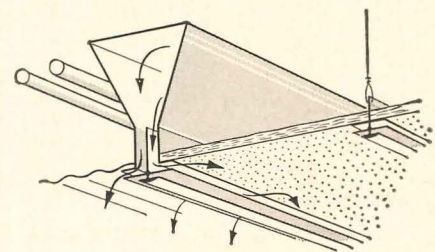
TITUS MODULinear...

Outstanding architectural design for continuous line use. 180° adjustable air pattern. 1, 2, 3 and 4-slot models. Extruded aluminum.



TITUS COV-Aire...

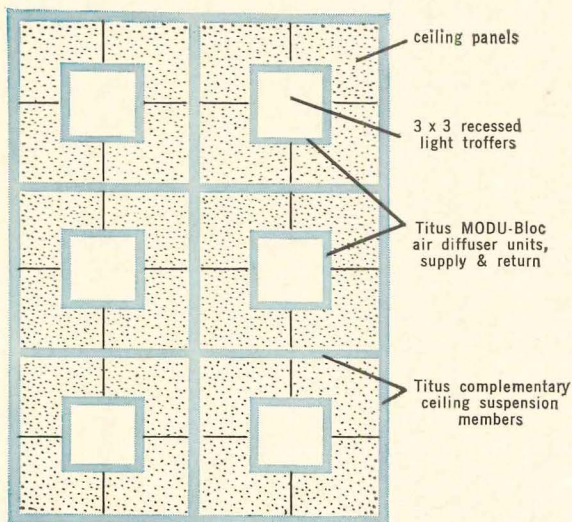
Offers the ultimate in modern architectural design and sound air diffusion for cove-type ceilings. Wide flexibility of air pattern adjustment.



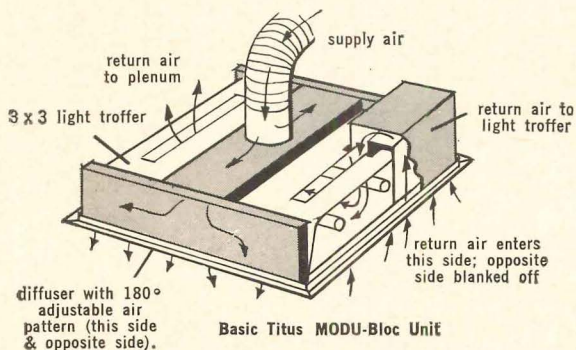
TITUS LINEAR-Tee...

Simplified, soundly engineered air distribution that integrates completely into the lighting and paneling of nearly any type modular ceiling.

air diffusion system for modular ceilings



Titus Modular Ceiling System
(Blue designates units by Titus)



A ceiling air diffusion system and complementary ceiling suspension system that provide the maximum in efficiency, flexibility and economy in integrating SOUND AIR DIFFUSION, good lighting and acoustical control.

MODU-Bloc diffuser units offer **tremendous versatility** in handling air -- provide the necessary air patterns and air flow rate control to satisfy the most demanding requirements. **ONE SET** of vanes controls **BOTH** air pattern (adjustable 180° to full vertical, full horizontal or any pattern in between) and air flow rate control -- including blank-off. Each MODU-Bloc unit can handle **both supply and return air**.

AND HERE IS THE MOST MODERN ARCHITECTURAL DESIGN! The extruded aluminum complementary ceiling support members fully match in appearance the smartly styled linear design of MODU-Bloc diffusers.

by **TITUS**[®]

**MAIL COUPON FOR
NEW, FREE LITERATURE**

TITUS MANUFACTURING CORPORATION, Waterloo, Iowa

- Please rush literature on the new Titus Air Diffusion System for Modular Ceilings. Also send literature on: TITUS MODULinear
 TITUS COV-Aire TITUS LINEAR-Tee.
 Have Titus Representative call on me.

NAME

TITLE


COMPANY

ADDRESS

For more data, circle 98 on Inquiry Card

Secoton®

elastic waterproof coatings



The Kalita Humphreys Theater
Dallas, Texas
Taliesin Associated Architects

impermeable vinyl membrane expands up to 300%—bridges and covers masonry breaks!

SECOTON vinyl coatings solve virtually every problem inherent in today's modern masonry structures — structures, for example, like the SECOTON-protected Kalita Humphreys Theatre in Dallas.

SECOTON forms a tough, seamless membrane that elongates up to 300% at 70 degrees F . . . remains flexible at temperatures as low as -30 degrees F . . . contracts and expands with normal structural movements . . . automatically bridges and conceals surface breaks. "Locks out" moisture — stops structural damage by preventing water from freezing and expanding in cracks and crevices.

SECOTON can be applied to a wide variety of materials — concrete, block, brick, tile and over most previously painted or waterproofed surfaces. Unexcelled for interior use — highly resistant to abrasion, provides complete scrubability, beautifully decorative, will not support combustion.

For catalog and handy "Spec Riter" see your local SECO representative or write to . . .



SURFACE ENGINEERING COMPANY
834 Ohio Avenue ST. LOUIS, MISSOURI 63103

For more data, circle 99 on Inquiry Card

FIBER GLASS FABRICS MODIFY ENVIRONMENT

By A. W. Metzger, Merchandising Manager, Fiber Glass Division, Pittsburgh Plate Glass Company

A system for the selection and specification of fiber glass draperies for the control and modification of such interior environmental parameters as solar heat, view, glare and sound has recently been developed, based largely on tests at The Pennsylvania State University.

The system is based on two fabric factors—color tone and weave construction. Radiant energy is reflected, absorbed, or diffused by the yarns or is transmitted through the openings between the yarns. The wider the space between yarns, the more energy transmitted. Transmittance also varies, however, according to yarn color. The degree of openness of the weave also affects sound transmission. The closer the space between yarns, the greater the amount of sound absorbed. Colors in the system range from white to deep tones of blue, green, brown, etc. Weave constructions are open, semi-open and closed. An “open” weave fabric has the most air space be-

*Trademark for Pittsburgh Plate Glass fiber glass yarns

tween individual yarns. A “closed” weave has little or no space between the yarns.

Type Classification

Research conducted by The Pennsylvania State University included study of the performance of Feneshield* weaves and colors in various combinations under actual fabric and glass conditions.

These fabrics were then classified according to their performance into one of nine groups as shown in Table 1. Each classification was given a “designator” which indicates the weave construction and color tone (i.e. I_D—(I) open weave fabric; (D) dark colored yarn) which permits identification of fabric perform-

ance characteristics.

A new device, developed by PPG to measure the amount of space between individual yarns (or the amount of “openness”), is used in the classification of various fabrics.


The fabrics also were classified broadly into Type A, Type B and Type C to aid in quick selection of a suitable fabric when technical calculations are not required. Each fabric type has its own special characteristics. Several weave-color combinations “designators” may fall within each fabric “type” classification.

Type A fabrics permit outward vision through the total window area. They retain the natural view, including sky and clouds, and enhance this view by reducing sky glare. In gen-


Table 1: Designator Classification

	Dark Colored Yarn “D”	Medium Colored Yarn “M”	Light Colored Yarn “L”
Open Weave Fabric “I”	I _D	I _M	I _L
Semi-Open Weave Fabric “II”	II _D	II _M	II _L
Closed Weave Fabric “III”	III _D	III _M	III _L

Examples of the three different weaves of the fabric



The fabric is tested for reduction in solar heat gain



eral, medium-color or dark-color fabrics of open weave and possibly semi-open weave will fall into this classification. (Designators included in Type A fabrics are I_D, I_M, and possibly II_D and II_M.)

Type B fabrics provide some protection against solar radiant heat and exclude heat and exclude glare. They soften areas of bright light and still permit a modified outward view. Outside objects are seen in general outline, usually as light and dark areas or in silhouette. These fabrics include light-colored open-weave, medium- and dark-colored semi-open weave, and a dark-colored closed-weave (opaque) fabric, used when control of heat and glare are the prime requirements. ("Designators are I_L, II_D, II_M, and III_D.)

Fabrics in the *Type C* classification provide maximum protection from solar radiant heat. Because the combination of a light color and a relatively closed weave is remarkably effective in reducing radiant heat loads, Type C fabrics include a closed-weave in light- or medium-colored materials and a semi-open weave in light-colored materials. ("Designators" are II_L, III_M, and III_L.)

Among fabrics of the same weave, darker colors provide a better outward view, while light colors admit more natural, diffused light to a room. For this reason, pure white fabrics usually are too bright for use in direct sunlight and are not recommended unless over-draperies will be used. Off-white colors are more satisfactory for general use. Dark-colored fabrics, which tend to absorb and re-radiate solar energy, normally are recommended for use where maximum rejection of solar heat is not essential for interior comfort.

Radiant Heat Control

The amount of radiant heat admitted through vision areas must be controlled to provide comfort for

building occupants and to avoid excessive air-conditioning loads. Both the vision glass itself and the window treatment should control the heat at the window area before it has a chance to effect the interior climate measurably.

The tests conducted at The Pennsylvania State University and other research locations have shown that fabrics made from glass fibers will reduce solar heat transfer as well as, or better than, other shading devices.

Type C fabrics are the most effective for control of heat and radiation. An important factor in the control of radiant heat is the "shading coefficient" of the window assembly. The lower the shading factor, the less heat that is allowed to pass through the window assembly.

In table 2 the factors to the left of the diagonal line are based on a combination of 1/4-in. clear plate glass and 100 per cent fullness fabric with the window in sunlight. The figures to the right of the diagonal provide the same type of measurement based on the use of thick heat-absorbing glass instead of 1/4-in. clear plate. Solar gain through glass and draperies is calculated by multiplying the shading coefficients by the solar heat gain factors, as published in the ASHRAE Guide, 1963.

Sound Control

When draped in soft folds at windows and room dividers, or even at partitions, the fabrics provide improved room sound absorption.

Tests conducted within the normal frequency range of 125 to 4,000 cycles per second show that Feneshield fabrics absorb sound throughout this range. Even more significant, their greatest acoustical efficiency occurs in the frequency range which is associated with sources of the most irritating office sounds.

Fabric Specification

In specifying the proper fabric, the

architect first ranks the following environmental factors in order of their importance to his application: (1) heat rejection; (2) outward vision; (3) privacy; (4) bodily comfort; (5) eye comfort; (6) ear comfort.

By referring to the various charts and tables* and selecting those designators which provide the best ratings for specific environmental needs, the architect can then pinpoint the exact designators which have the best combined ratings.

Heat Factors Affecting a Building

In selecting the proper fabric for a particular fenestration area, the most important factors to be controlled, for the specific exposure, must be determined first. It is possible to make a qualitative analysis of each exposure and a number of generalized conclusions can be reached. For example:

North Exposure

There is no direct sunlight, except for short periods in the summer (early morning and late afternoon). The full expanse of windows can be used for maximum outward vision, with minimum protection from radiant heat and glare required. A Type A fabric should be considered.

East Exposure

This exposure receives direct sun rays in the morning throughout the year. Therefore, protection from radiant heat is of primary importance during the hours before noon. Type C or B fabrics should be considered.

South Exposure

In the fall and winter, this exposure is subjected to sunlight all day. During the spring and summer, however, direct sun rays are a factor only for short periods, depending on geographic latitude. A compromise may be possible in selecting a fabric which will allow some outward vision and, at the same time, give protection from radiant heat and glare. A Type B fabric would be appropriate.

West Exposure

This exposure receives the most intense sunlight during the hottest part of the day and for the longest period of time. Consequently, maximum protection from radiant heat as well as glare is necessary. A Type C fabric could be considered.

Table 2: Shading Coefficients

	Dark Colored Fabric "D"	Medium Colored Fabric "M"	Light Colored Fabric "L"
Open Weave Fabrics "I"	I _D .76/.37	I _M .69/.35	I _L .67/.35
Semi-Open Fabrics "II"	II _D .69/.36	II _M .63/.34	II _L .55/.33
Closed Weave Fabrics "III"	III _D .67/.35	III _M .57/.33	III _L .47/.31

* This data is included in a technical information bulletin available from the Public Relations Department, Pittsburgh Plate Glass Company, 632 Fort Duquesne Blvd., Pittsburgh, Pa., 15222



For more information circle selected item numbers on Reader Service Inquiry Card, pages 283-284

PATTERNED GLASS HAS MANY APPLICATIONS

The Libbey-Owens-Ford Glass Company has announced plans for the manufacture of its own line of patterned glass for use in office partitions, room dividers, shower doors and a variety of industrial applications. Ten basic patterns will make up the line, which will also include the first gray patterned glass with heat absorbing and glare reducing characteristics to be manufactured in this country.

All patterns will be available in widths of from 90 to 96 in. Eight patterns, including Grassweave (top right) will be produced in $\frac{1}{8}$ - and $\frac{7}{32}$ -in. thicknesses; the rest will be available only in the $\frac{7}{32}$ -in. thickness. All the regular patterns have a daylight transmission of 90 per cent. The gray stippled glass has a daylight transmission of about 50 per cent, and an approximate direct solar heat transmission of 53 per cent. *Libbey-Owens-Ford Glass Company, 811 Madison Ave., Toledo, Ohio*



CIRCLE 300 ON INQUIRY CARD



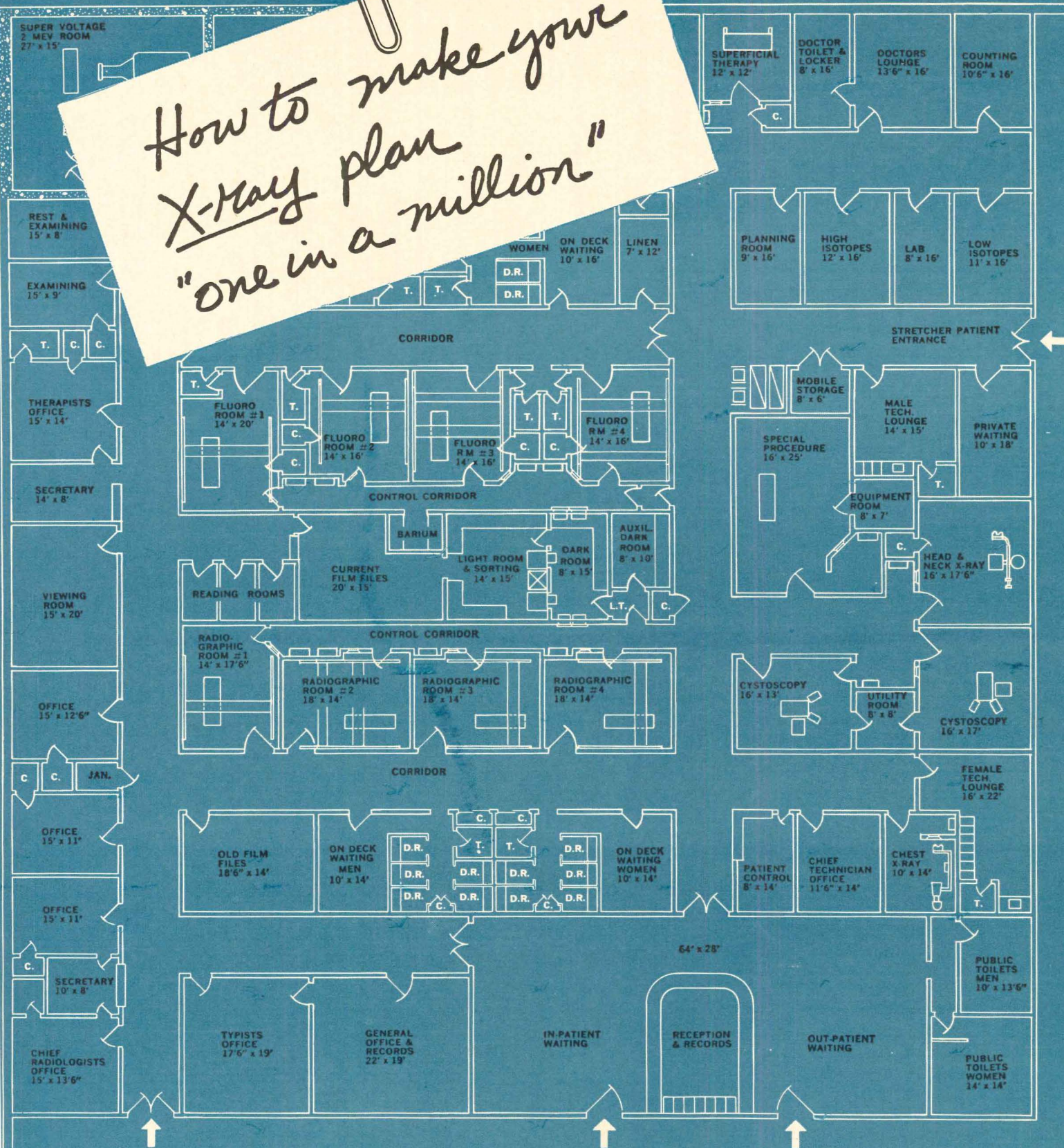
NEW VINYL RAIN-CARRYING SYSTEM

A completely integrated domestic rain-carrying system consisting of all-white vinyl components, including gutters, downspouts, connectors, inside and outside corners, elbows, end caps and collectors has been introduced commercially. The only non-plastic parts of the system are metal gutter hangers and downspout brackets. Competing favorably in price with metal rain-carrying equipment, the vinyl system is tough, does not require painting and has high sound insulation value. The company claims that the components will not chip, dent, blister, support fire or conduct electricity. Assembly and installation is said to be quick and easy. The connectors also serve as weatherproof seals. *Monsanto Company, 800 N. Lindbergh Blvd., St. Louis, Mo.*

CIRCLE 301 ON INQUIRY CARD
more products on page 226



How to make your
X-Ray plan
 "one in a million"



The touch that makes x-ray floor plans *exceptional* can be yours for just a phone call or letter to your local G-E x-ray representative! Drawing from the wealth of resources and experience at his command, he will collect and evaluate background on patient flow, traffic patterns, radiological trends, space demands, and required radiation protection. If you request, he also will make or supervise preparation of detailed recommendations on x-ray department layout, wiring, power, plumbing, and related problems . . . drawing, when needed, on G-E X-Ray

Installation Planning Service at Milwaukee. His unique knowledge and personal assistance can help you make every x-ray layout literally one in a million . . . individual, accurate, complete. To contact him, look for the G-E office nearest you under "X-Ray" in the Yellow Pages of your phone directory. Or write X-Ray Department, General Electric Company, Milwaukee, Wisconsin 53201.

Progress Is Our Most Important Product

GENERAL ELECTRIC

For more information circle selected item numbers on Reader Service Inquiry Card, pages 283-284

PACKAGED AIR CONDITIONERS

Self-contained, packaged roof-top air conditioners designed for offices, industrial plants, auditoriums, sales rooms, shopping centers and other single-story buildings are described and illustrated in a new 32-page publication. The manual, No. 96-572-B, covers three models: the *RAC-G*, for heating, cooling and ventilating available in eight sizes for cooling from three to 20 tons and for heating from 50 to 480 mbh, handling air from 900 to 9,000 cfm; *RAC* for cooling only; and *RXE* which is only for heating. The booklet presents mechanical and engineering specifications, equipment dimensions and physical data, and a typical selection procedure. Related subjects such as performance and capacity data, air friction, fan performance, total heat, controls and electrical data are covered by means of graphs and tables. *Acme Industries Inc., 600 North Mechanic St., Jackson, Mich., 49202*
CIRCLE 400 ON INQUIRY CARD

SOUND RATING OF AIR MOVING DEVICES

A new 24-page bulletin, No. 300, contains the test code for sound rating of air moving devices. The Standard Test Code, which was developed to meet the needs of consulting engineers, architects and equipment manufacturers for reliable and accurate sound ratings, establishes practical methods for determining the sound power level of air moving devices, AMD. This is done by comparing the sound pressure levels produced by the test AMD and a pre-calibrated reference sound source, when operated under the same conditions. Results obtained are sound power levels expressed in decibels in eight octave bands.

In addition to a description of instruments and equipment, test setups and room qualification procedures, the bulletin also contains four diagrammed sample setups for testing different types of AMD. *Air Moving and Conditioning Association, Inc., Dept. PR., 205 West Touhy Ave., Park Ridge, Ill., 60068*

CIRCLE 401 ON INQUIRY CARD

LAMINATED WOOD

An illustrated catalog describes how vertical lamination of wood beams introduces a significant product for light construction. The new beams, which have a vertical rather than horizontal glue-line when in use, are kiln dried and are said to be stronger than solid wood beams, and to cost less than horizontally laminated members. The catalog includes sizes, span tables, weights, connecting details and suggestions for use as floor beams, roof beams and posts. A second brochure gives details of a new machine sanded wood decking. *Weyerhaeuser Company, Wood Products Division, Tacoma, Wash., 98401*

CIRCLE 402 ON INQUIRY CARD

CONTROLS CATALOG

A new catalog shows the company's complete line of automatic controls for heating, refrigeration and air conditioning. Among the new products featured are zoning controls for both warm air and hydronics, controls for gas, oil and electric heat. Also included are diagrams showing internal control contact structures and control circuit wiring. *White-Rodgers Company, 9797 Reavis Rd., St. Louis 23, Mo.*

CIRCLE 403 ON INQUIRY CARD

PLASTIC COATED PIPING

An eight-page brochure outlines the advantages of Republic *X-Tru-Coat* polyethylene coated steel pipe, and gives suggested applications. Physical and electrical properties of the mill-applied plastic are detailed, and degrees of resistance to weather, water, acids and alkalis are given. *Republic Steel, Advertising Division, 1441 Republic Building, Cleveland, Ohio, 44101**

CIRCLE 404 ON INQUIRY CARD

FLEXIBLE AIR DUCTS

Four types of flexible air duct for air-conditioning systems are described in a new, eight-page two-color folder. The folder incorporates data on the construction and installation features of the air duct. *The Wiremold Co., Hartford, Conn.**

CIRCLE 405 ON INQUIRY CARD

WIRE REINFORCEMENT MANUAL

The Wire Reinforcement Institute has published a 40-page, illustrated general information manual, which discusses the advantages of steel fabric-reinforced concrete construction in a wide range of applications from high-rise apartment construction to concrete and asphalt pavement and reinforced concrete pipe manufacture. Complete tables are given covering styles of welded wire fabric generally available, sectional areas of steel furnished by various styles, and gauge and sizes of wire used to manufacture fabric. *Wire Reinforcement Institute, 5034 Wisconsin Ave., N.W., Suite 202, Washington, D.C., 20016*

CIRCLE 406 ON INQUIRY CARD

REINFORCING MASONRY WALLS

A new fully illustrated 18-page brochure on installation details for reinforcing masonry walls has just been issued. Designed to assist all members of the building team, *Dur-O-wal's* booklet illustrates a number of different finishes and sizes of reinforcement. Wall placement, splices, spacing in the wall, uses at corners, in cavity and composite walls, returns and offsets, application at wall intersections, with control joints, at chases, jambs, piping, enclosures, buttresses, counterforts and parapets are all covered in the brochure, which is fully illustrated with detailed installation drawings. *Dur-O-wal National, P.O. Box 150, Cedar Rapids, Iowa.**


CIRCLE 407 ON INQUIRY CARD

STEEL FOUNDATION PILES

Catalog 92 is a 24-page study of *Monotube* fluted steel foundation piles. Information is given on physical properties, test loading, concrete volumes and weights. Suggested specifications are also included. *The Union Metal Mfg. Co., Canton, Ohio, 44705**

CIRCLE 408 ON INQUIRY CARD

*Additional product information in *Sweet's Architectural File* more literature on page 274





STEEL'S SYMBOL
OF STRENGTH, LONG
LIFE AND ECONOMY

Builder saves 26 tons—\$8,000 using J&L lightweight structurals

Extensive use of J&L Junior Beams cut costs substantially in a building constructed for Kanawha Manufacturing Company, according to J. C. Morton, Assistant Chief Engineer for Holston Steel Structures, Inc.


He said: "Each of the composite crane and building columns were fabricated from four 12" Jr. Beams weighing 11.8# per foot. Completed, the composite column weighs 2,100 lbs. compared to the formerly required standard steel column weighing over 3,000 lbs. For purlins and girts we used Junior Beams."

Bill Setzer, Holston Executive Vice President, added, "We spe-


cialize in custom-made structural steel buildings. This is a highly competitive field. Therefore, we constantly look for new and more economical design, fabrication and erection methods. J&L lightweight structurals give us a wide building scope—that's why we use them whenever possible."

You, too, can enjoy similar savings with J&L lightweight structurals. They are easy to adapt to a wide range of architecture.

For information on J&L lightweight sections, call your nearby J&L sales office, or write: Jones & Laughlin Steel Corporation, 3 Gateway Center, Pittsburgh, Pennsylvania 15230.



J&L lightweight structural steel used in the composite crane and building columns reduced the steel weight by 26 tons.



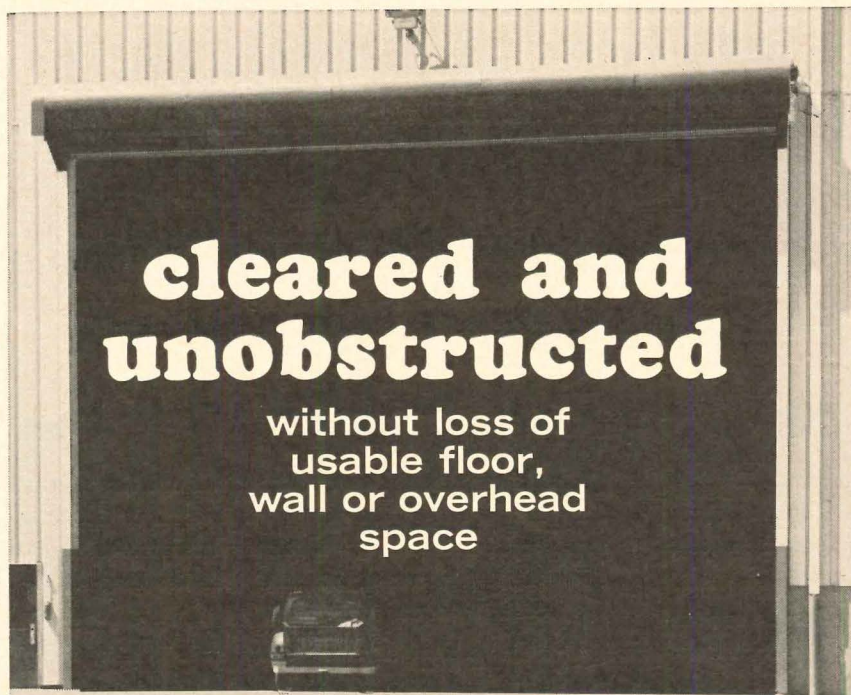
Junior Beam roof purlins were covered with aluminized steel sheets.

Two 12" Junior Beams extend 38' high to support the roof of the Kanawha Mfg. Co. industrial building, Charleston, W. Va. The inside two 12" Junior Beams extend 28' high to support the crane runway. Both J&L sections are joined together forming a composite column weighing 2,100 lbs. A single standard steel column would have weighed over 3,000 lbs.

Jones & Laughlin Steel Corporation



For more data, circle 101 on Inquiry Card



**cleared and
unobstructed**

without loss of
usable floor,
wall or overhead
space

Kinnear Rolling Doors

... roll straight upward clearing the entire entry way. When closed, their interlocking all-metal slat curtain provides extra protection against weather, fire, vandals and intruders.


Extra heavy galvanizing and Kinnear's special paint bond add many extra years of care-free service life and lower maintenance costs. Also, every Kinnear door is REGISTERED to insure availability of genuine Kinnear service and door replacement parts over the life of the building.

When motor operated, Kinnear Doors offer automated efficiency, permitting push-button control from any number of remote convenient locations. Write today for full details!

The KINNEAR Manufacturing Co. and Subsidiaries

FACTORIES: 1860-80 Fields Avenue, Columbus, Ohio 43216
1742 Yosemite Ave., San Francisco, Calif. 94124 — 3603 Dundas St. West, Toronto, Ont., Canada
Offices and Representatives in All Principal Cities

KINNEAR
ROLLING DOORS
Saving Ways in Doorways



One of 41 Kinnear equipped doorways in the new multi-million dollar plant of AMF Beard, Inc. (Subsidiary of American Machine & Foundry Co.) at Shreveport, La.


For more data, circle 102 on Inquiry Card

Product Reports

continued from page 221

NON-TOXIC PAINT HAS RUST PROOF QUALITIES

A non-toxic paint which claims to have strong rust resistant qualities has just been introduced by Acme Quality Paints, Inc. The company states that extensive laboratory tests have been conducted which show that the new *All Surface Enamel* combats corrosion as effectively as paints containing poisonous lead or chromate pigments. Biological tests have established the non-toxicity of its pigment ingredients and its innocuousness as a dry film. This means that *All Surface Enamel* can be used safely where



lead of chromate paints might prove dangerous; for example, to protect food-processing plant interiors against corrosion and for painting children's toys or furniture. *All Surface Enamel* is available in many clear colors including white. *Industrial Finishes Division, Acme Quality Paints, Inc., 8250 St. Aubin Ave., Detroit, Mich.*

CIRCLE 302 ON INQUIRY CARD


STAIRS IN MULTI-STORY UNITS

Pre-erected steel stairs may now be ordered in two-, three- or four-story units, and are delivered ready to be set in place by crane and used at once. The company claims that the new *Pico II* multiple story units can be erected about twice as fast as equivalent stories of single-floor units. *Pico Safe Stairs Company, 4628 42nd Place, Hyattsville, Md.*

CIRCLE 303 ON INQUIRY CARD
more products on page 230

HONEYWELL ANNOUNCES 1-MAN BUILDING CONTROL

Denver U.S. National Bank • Denver, Colorado



**Sees, hears, records, reveals, checks, adjusts, alarms,
remembers, analyzes, monitors, starts and stops,
And
pays for itself in 3 to 5 years**

One man can control *any* building with a Honeywell Automated Control Center.

He sits at a compact control panel. From it he can control fire protection, clocks, security, temperatures, humidity and equipment. In fact, he can handle practically everything but maintenance from his chair. Constant supervision replaces periodic inspections.

Only Honeywell can design, manufacture, install, guarantee and service *all* the equipment you need to control your building like this. Only Honeywell can eliminate the problems of purchasing this equipment piecemeal. One source. One responsibility. Honeywell simplifies building control. We supply everything but the man.



Send coupon for free booklet:
ONE MAN BUILDING CONTROL BY HONEYWELL

Contains information on the operating economies and applications of automation in controlling all kinds of buildings. Send to Mr. W. N. Wray, Honeywell, Dept. AR11-47, Minneapolis, Minnesota 55408.

NAME _____
TITLE _____
FIRM _____
ADDRESS _____
CITY _____ STATE _____

Honeywell

PLY BARRETT BOND PLY BARRETT BOND PLY BARRETT

INTRODUCING
BARRETT
BOND PLY
A NEW BUILT-UP
ROOFING SYSTEM
THAT SAVES TIME
AND MONEY



WHAT IT IS—Shown above is a NEW type of roofing sheet that's coated on both sides with a smooth, even layer of bitumen AT THE FACTORY. **WHAT IT DOES**—Provides a new SYSTEM for installing Built-Up Roofing—a 2-PLY SYSTEM which requires only 2 layers of roofing instead of the usual 4. **DOES IT MEET SPECIFICATIONS FOR A 20-YEAR BOND BUILT-UP ROOF?** Absolutely—two layers of Barrett's new Bond Ply Coated Roofing Sheet, adhered with new Barrett Bond Ply Cement, provide greater protection than four layers of conventional felt . . . with only two on-the-job moppings instead of the former four. **WHAT CAN BARRETT BOND PLY DO FOR YOU?** Plenty! Faster, simpler application using established techniques reduces "on-the-job" handling . . . about 60% of every dollar spent on a Bond Ply roof stays on the roof. Factory-applied weatherproof asphalt coating on both sides provides dependable weather protection. Because each roll is printed along its entire length with the Barrett Bond Ply name . . . **YOU GET WHAT YOU SPECIFY!** Why not specify Barrett Bond Ply for your next built-up roofing job? Write to us for the fact-file "1+1=4" on new Barrett Bond Ply—the newest and most efficient system in built-up roofing. Address: Barrett Division, Allied Chemical Corporation, Dept. ARC11, 40 Rector Street, New York, N.Y. 10006.

**BARRETT
BUILDING
MATERIALS**



For more data, circle 103 on Inquiry Card

THE STANDARD DECORATION
**FOR WALLS THAT
 WORK FOR A LIVING!**



**TOWERS MOTOR INN
 DEDHAM, MASS.**

**Interiors Designed by Joseph Simon Peters, A.I.D.
 and Associate, Carl Windsor Goulden**

Just recently opened, this new luxury inn of classic Moroccan design is on heavily travelled Routes 1 and 128. The structure's interiors are a dramatic combination of the exotic and practical. In order to preserve its exotic mood, wall coverings of unique pattern, mood and motif were chosen by the designers. Yet, these beautiful WALLCLAD VINYL FABRIC WALL COVERINGS... TRAVERTINE AND TAHITI... meet all specifications of practicality, such as durability, economy, washability and resistance to abrasion, staining or scuffing. There are over 240 WALLCLAD patterns and colors designed specifically for institutional, industrial and commercial installation. Merely fill in the coupon below for more information... no obligation, of course.

Wallclad is listed by Underwriters' Laboratories, Inc. and meets the specifications of Federal, State and Local agencies.

**THESE LEADING
 INSTITUTIONS HAVE
 INSTALLED WALLCLAD:**

HOLIDAY INNS
 (21 installations)

THUNDERBIRD HOTEL
 Las Vegas, Nev.

HARTFORD HIGH SCHOOL
 Hartford, Conn.

**NORTHERN WESTCHESTER
 HOSPITAL**
 Mount Kisco, New York

NOTRE DAME UNIVERSITY
 South Bend, Ind.

HOWARD JOHNSON
 Several Installations

LOS ANGELES BILTMORE
 Los Angeles, Calif.

SHOREHAM
 Washington, D. C.

Wallclad
 VINYL
 FABRIC WALL COVERING

BY THE MAKERS OF **Sanitas**



TRAVERTINE

STANDARD COATED PRODUCTS INCORPORATED, Buchanan, N. Y. 10511

**GENTLEMEN: Please send me quality samples and specifications on
 WALLCLAD Vinyl Fabric Wall Covering.**

NAME _____

COMPANY _____

ADDRESS _____

CITY _____ STATE _____

AR-11

For more data, circle 104 on Inquiry Card

Product Reports

continued from page 226

FOLDING CONFERENCE TABLE


Hugh Acton's new series of folding conference tables from 4 to 10 ft. in length, includes this 8-ft. oiled walnut boat-shaped table with a vinyl edge. The base is of polished mirror chrome steel. *Hugh Acton, 588 Brookside, Birmingham, Mich.*

CIRCLE 304 ON INQUIRY CARD



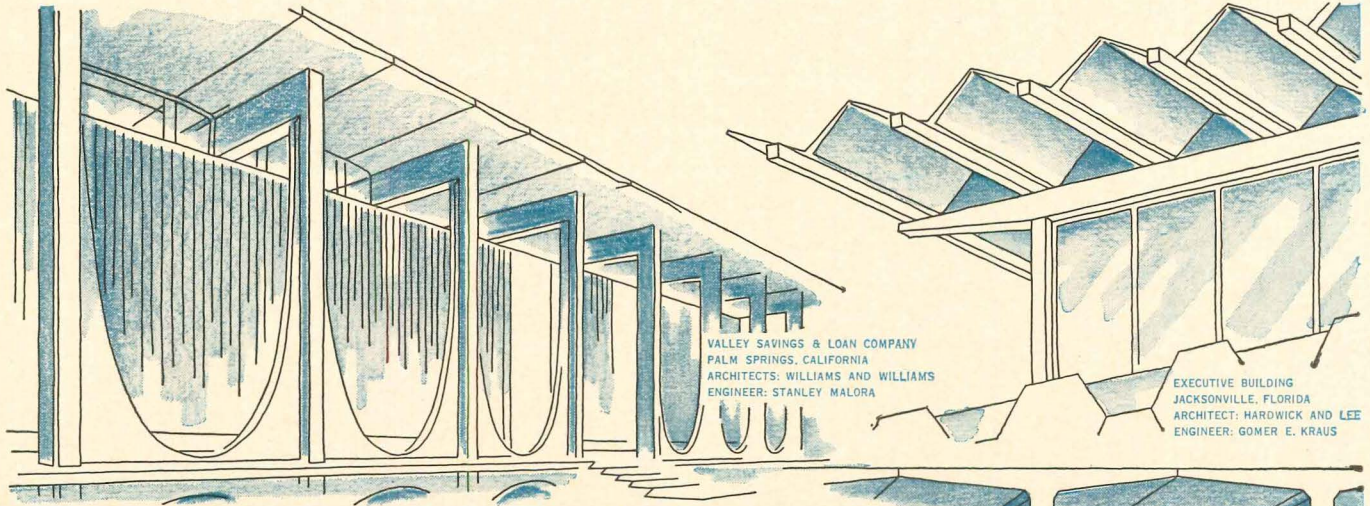
**ADJUSTABLE ELECTRIC
 DRAWING TABLE**

Developed in Switzerland, this new drawing board can be moved to any desired height or angle at the touch of a knob. Designed to prevent the occupational discomforts of drafting, the new *Sinamat* table is said to improve accuracy and efficiency. The



vertical shaft moves freely on ball bearings through 360 deg and may be locked in any position. Two 115 volt 400 watt motors supply the power. The board is adjustable from 16 to 31½ in. in height. The slope adjustment is 90 deg from horizontal to vertical. *Reed Products Co., Dept. 33, 4438 North 20th St., St. Louis, Mo.*


CIRCLE 305 ON INQUIRY CARD
more products on page 234




VALLEY SAVINGS & LOAN COMPANY
PALM SPRINGS, CALIFORNIA
ARCHITECTS: WILLIAMS AND WILLIAMS
ENGINEER: STANLEY MALORA

EXECUTIVE BUILDING
JACKSONVILLE, FLORIDA
ARCHITECT: HARDWICK AND LEE
ENGINEER: GOMER E. KRAUS


PRESTRESSED CONCRETE



JOHN DANZ THEATRE
BELLEVUE, WASHINGTON
ARCHITECTS: JOHN RUSHMORE & ASSOC.
ENGINEERS: DODD & MILLEGAN



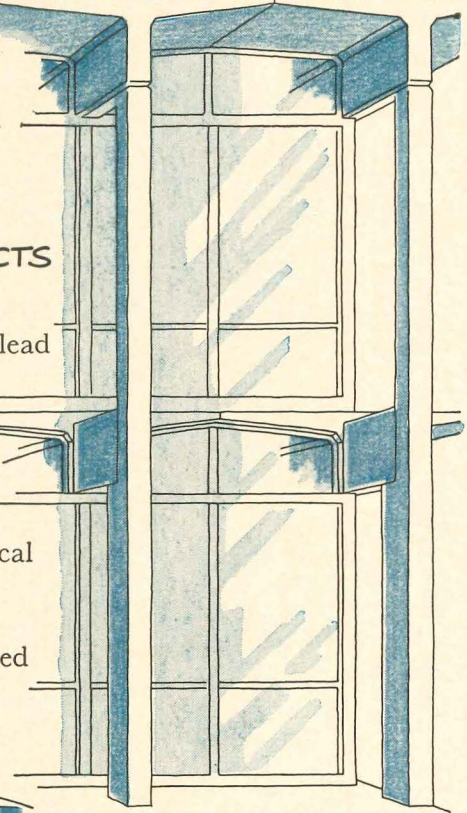
HEISE BOURDON TUBE COMPANY
NEWTOWN, CONNECTICUT
ARCHITECT: ANDREW F. EUSTON



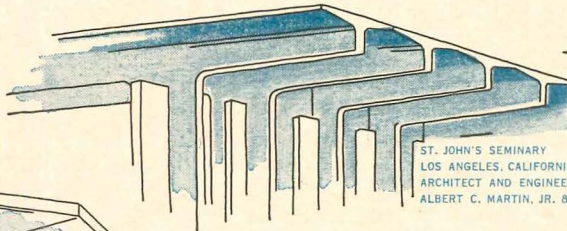
SNAPPER CREEK ELEMENTARY SCHOOL
MIAMI, FLORIDA
ARCHITECT: JAMES E. FERGUSON & ASSOC.
ENGINEER: CRAIN ENGINEERING CO.

CREATIVE DESIGN GIVES CUSTOM LOOK TO STANDARD PRODUCTS

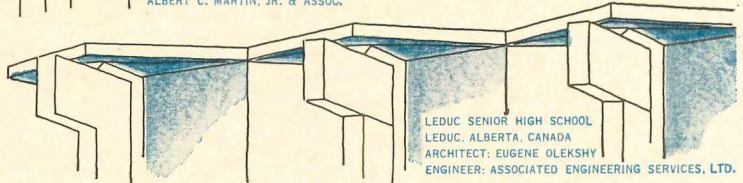
Architects and engineers whose esthetic concepts and ingenuity lead them to seek broad versatility find prestressed concrete a truly cooperative structural material. Simple techniques in manufacture permit virtually unlimited variations in economical standard sections. Let your next building express bold individuality with plant-produced prestressed concrete.



FITCHBURG PAPER COMPANY
FITCHBURG, MASS.
ARCHITECT: CARL KOCK & ASSOC.
ENGINEER: SOUSA & TRUE




ST. JOHN'S SEMINARY
LOS ANGELES, CALIFORNIA
ARCHITECT AND ENGINEER:
ALBERT C. MARTIN, JR. & ASSOC.



LEDUC SENIOR HIGH SCHOOL
LEDUC, ALBERTA, CANADA
ARCHITECT: EUGENE OLEKSHY
ENGINEER: ASSOCIATED ENGINEERING SERVICES, LTD.


PRESTRESSED CONCRETE INSTITUTE

205 WEST WACKER DRIVE • CHICAGO, ILL. 60606




COMMUNITY PLAZA SHOPPING CENTER
BOULDER, COLORADO,
ARCHITECT: HOBART WAGNER
ENGINEER: KETCHUM, KONKEL & HASTINGS

For more data, circle 105 on Inquiry Card



EASY OPENING Jamolite plastic doors facilitate rapid movement between kitchen area and cold room.



JAMOLITE FREEZER DOOR is equipped with Jamison Frostop® to prevent ice formation.

Jamolite® Food Service Doors adopted by famous restaurant chain for top performance—smart appearance

At the Howard Johnson Restaurant, College Park, Md., Jamison Jamolite Food Service Doors are making an important contribution to the efficient operation of this famous restaurant.

These flush-fitting doors cannot warp. Installation

is fast and easy. Foamed-in-place polyurethane insulation forms a permanent, rigid bond with the outer door shell. For complete details write for latest bulletin to Jamison Cold Storage Door Company, Hagerstown, Maryland.



NSF Approval

JAMOLITE Food Service Doors meet high public health standards, conforming to all applicable standards and criteria of the National Sanitation Foundation Testing Laboratory, Inc.

JAMISON

COLD STORAGE DOORS

For more data, circle 57 on Inquiry Card



WORLD'S FIRST ELLIPTICAL OFFICE TOWER SPECIFIES MUSIC BY MUZAK®

Unique is the word for the award-winning new headquarters of Phoenix Mutual Life Insurance Company in Hartford, Connecticut.

More than just another office building, it's the world's first elliptical office tower, 14 stories high, rising from a ground-level quadrangle. In planning this magnificent new structure Phoenix Mutual specified the installation of a complete Music by Muzak sound system.


Programmed scientifically, Music by Muzak masks noise, re-



places cold silence, enhances smart architecture. In work areas, Muzak provides the correct type of musical stimulus hour-by-hour—boosts worker efficiency by combatting tension, monotony, boredom, fatigue.

Versatile Muzak sound systems may serve for paging, public address, and signalling, in addition to music distribution. Specify Muzak in the early planning stages. AIA File 31-1-7, Sweet's Catalog 33 a/Mu.



MUZAK  A Division of Wrather Corporation, 229 Park Avenue South, New York, N. Y. 10003

Argentina, Australia, Belgium, Brazil, Canada, Colombia, Denmark, Finland, Germany, Great Britain, Israel, Japan, Mexico, Peru, The Philippines, Switzerland, United States, Uruguay

For more data, circle 106 on Inquiry Card

If you've tried other vapor seals and they failed... isn't it time to switch to the very best?*

As a conscientious architect or contractor you have undoubtedly specified and used various types of vapor seals many, many times. If you have never had a vapor seal failure or complaint, read no farther—you're already using **PREMOULDED MEMBRANE Vapor Seal**. If, however, you have found that the vapor seal you used did not stop the ravages of excessive moisture, then we believe this message will be of interest to you. It's an academic fact that 80% of the moisture that enters a structure originates in the site. It makes little difference where the structure is placed... somewhere below the site water exists and vapor will infiltrate the structure. Dampness, condensation, insulation failures, cracked plaster, dank smells, blistering and peeling paint, fungal or bacterial attack on construction and furnishings and masonry efflorescence soon follow.

YOU KNOW THE PROBLEM...

While the building industry has recognized the need to install a vapor seal between the structure and the site there has been a promiscuous use of permeable materials as vapor barriers. The only sure way to permanently eliminate moisture migration into the structure is to install true inviolate, impermeable vapor seal during the original construction. The following chart graphically illustrates that saturated felts, building and duplex papers, and plastic films are highly permeable and should not be considered as effective vapor seals.

MATERIAL	WATER-VAPOR TRANSMISSION*
Duplex Paper (coated both sides with reflector material, reinforced)	.347
Polyethylene Film (.006 in. thick)	.17
55-pound roll roofing	.081
PREMOULDED MEMBRANE Vapor Seal	.0048

*grains/per square foot/per hour as measured in accordance with ASTM Designation E96-53T, Procedure A.

WE HAVE THE ANSWER...

In addition to an almost nil water-vapor transmission rating, **PREMOULDED MEMBRANE** with **PLASMATIC Core** offers many other important and exclusive qualities. It is durable, flexible, and strong...will not rupture or tear under normal installation, traffic, and handling. Monolithic when installed to expand and contract in direct ratio with the concrete without breaking bond. Available in 4'x 8' sheets and rolls 4' wide to 50' long. It is lightweight, easy to handle and install.



PREMOULDED MEMBRANE Vapor Seal with **PLASMATIC Core** provides a practical, permanent method of waterproofing both vertical and horizontal surfaces in all types of construction; including slab-on-grade, basement and crawl space. For complete information request Catalog No. 753.

SEALIGHT®

PRODUCTS
FOR BETTER
CONCRETE
CONSTRUCTION

W. R. MEADOWS, INC.

4 KIMBALL STREET • ELGIN, ILLINOIS 60122

W. R. MEADOWS
OF GEORGIA, INC.
4765 FREDRICK DRIVE, S. W.
ATLANTA, GA. 30331

W. R. MEADOWS
OF CANADA, LTD.
130 TORYORK DRIVE
WESTON, ONTARIO, CANADA

For more data, circle 107 on Inquiry Card

Product Reports

continued from page 230



DOUBLE DUTY SHOWER UNIT


A new combination shower unit called *Showerall* is both a wall shower and a hand shower, which can be moved all around the tub, or over to the washbasin as required. Designed particularly for hospitals and nursing homes, the unit is said to enable nurses to wash patients in about one-third of the time required for normal tub baths. The spout is chrome-plated heavy brass, and the chrome-plated corrugated hose is 59½ in., long and very flexible. Installation is quick, and costs are said to compare favorably with those of regular shower units. *Jacla Inc., Box 112 Bratt Station, Brooklyn, N.Y.*

CIRCLE 306 ON INQUIRY CARD

TRIM FOR FIRE BOLTS

Five sets of outside trim to match the company's new "Exiter" fire exit bolts have recently been developed. Each trim is designed for use with rim, vertical and mortise *Exiter* bolts, and is available in brass, bronze aluminum or stainless steel. *Russell & Erwin Division, The American Hardware Corp., New Britain, Conn.*

CIRCLE 307 ON INQUIRY CARD



more products on page 239

For more data, circle 108 on Inquiry Card

Product Reports

continued from page 234

DOUBLE DECKER GAS RANGE

A large *Ultra-Ray* broiler which focuses intense rays over a large area, reaches boiling point in seconds, and saves up to 30 per cent in broiling time, is an important feature of the new *Caloric 75* gas range. This new range is $29\frac{7}{8}$ in. in width and $63\frac{3}{4}$ in. high without hood and exhaust system. It is equipped with oven lights for both top and bottom ranges



and a switch controls the "Cook and Keep Warm" oven system. The four high speed burners can be easily removed for cleaning, and are guaranteed for life. *Caloric Corp., Topton, Pa.*

CIRCLE 308 ON INQUIRY CARD

HEAVY-DUTY GAS BOILER

The *Type K* gas-fired boiler, with cast iron sectional construction is designed for use in apartments, schools, commercial, industrial and institutional buildings. It has net I-B-R ratings, for hot water of from 1,432,600 to 3,913,000 Btu/hr. The steam ratings are from 5,970 to 16,305 sq ft. The boiler provides for up to five tankless water heaters, has asbestos rope seal between sections permitting faster assembly and a gas-tight seal, and an air elimination fitting, as optional equipment.


The *K* boiler meets AGA efficiency standards for natural, manufactured, mixed, LP air mixture and propane gases. Other features include stainless steel ribbon burners, and electronic controls. *Weil-mcLain Company, Inc., Michigan City, Ind.*

CIRCLE 309 ON INQUIRY CARD
more products on page 246

Richards-Wilcox

CLASSROOM FOLDING WALLS

... provide flexibility in structure
for modern teaching techniques
in the public schools at
Oconomowoc, Wisconsin



Pictured above is one of four R-W Folding Walls installed in the Summit Elementary School of Oconomowoc, Wisconsin, Architects: Ebling, Plunkett, Keymar, Reginato and Associates. In addition, thirteen R-W Folding Walls were installed in the new Oconomowoc Senior High School, Architects: Warren Holmes Co., and one more is being installed in Oconomowoc's remodeled Greenland Elementary School, Architects: Ebling, Plunkett, Keymar, Reginato and Associates.

Economical flexibility and multiple use of space is necessary if educators truly desire to provide the tremendous variety of situations and spaces required for effective teaching and learning—and this is best accomplished with custom-engineered R-W Classroom Folding Walls. Available in Automatic Electric or Manually Operated Models—both are equipped with a simple, foolproof, mechanically actuated device that exerts pressure at the perimeter and panel joints to effectively retard sound—offers the most effective type of perimeter seal ever developed for folding walls. Write today for complete information.

HUPP
CORPORATION

RICHARDS-WILCOX DIVISION


116 THIRD STREET • AURORA, ILLINOIS 60507

For more data, circle 109 on Inquiry Card

For more data, circle 110 on Inquiry Card →

**LOOK TO
THE LEADER**
for equipment that
masters the seasons . . .

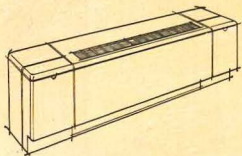
McQuay[®]



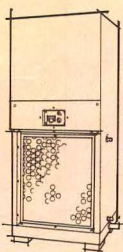
**THIN-LINE
SEASONMAKER**

Seasonmakers[®]


Industry's widest range of remote type individual room air conditioners. Five lines, 15 models, 78 sizes. Thin-line Seasonmaker is just 8½" thin. Lo-Line is 14½" high—ideal for modern, floor-to-ceiling glass walls. Seasonmaker Jr. can be recessed between studs. Apt. Seasonmaker conditions several rooms. Large capacity model delivers up to 3200 cfm.



**LO-LINE
SEASONMAKER**


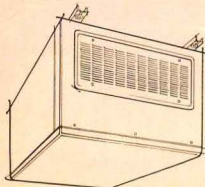


**APARTMENT
SEASONMAKER**



SEASONMAKER JR.

**LARGE CAPACITY
SEASONMAKER**



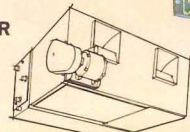
MULTI-ZONE SEASONMASTER

Seasonmaster[®]

It's easy to select the McQuay Seasonmaster central station air conditioner that meets your exact need. Multi-zone, horizontal and vertical models in 44 low and medium pressure sizes from 700 to 38,100 cfm. Compact, dependable, easy to maintain. Full line of "Ripple-Fin" coils and accessories.



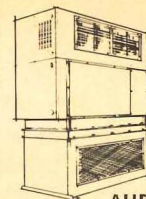
**VERTICAL
SEASONMASTER**




**HORIZONTAL
SEASONMASTER**

Seasonvent[®]


Single and multi-zone central station heating and ventilating units—5 models, 65 sizes from 720 to 57,150 cfm. Floor, ceiling or wall-mounted. Full line of coils, accessories. Quiet, efficient McQuay Utility Fan Sets available from 700 to 23,000 cfm. AMCA certified ratings.



**HA
AUDITORIUM SEASONVENT**



HD SEASONVENT

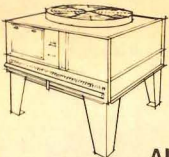


HORIZONTAL UNIT HEATER


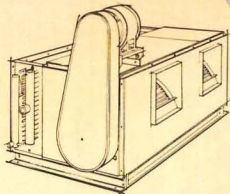
Seasoncon/Aircon®

Seasoncon Air-Cooled Condensing Units from 20 to 50 nominal hp. Rugged, weatherproof aluminum housing has low silhouette. All internal wiring and piping is completely assembled. AIRCON air cooled condensers—7½ to 95 tons in single unit. 19 sizes.

AB AIRCON AIR COOLED CONDENSER



AF AIRCON AIR COOLED CONDENSER



MONOPAK WATER CHILLER

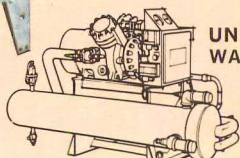


SEASONCON AIR COOLED CONDENSING UNIT


Seasonpak®

Full line of water chillers lets you install a completely integrated McQuay air conditioning system. Unipak from 7½ to 15 nominal tons; Monopak, 25 to 75 nominal tons; Dualpak, 60 to 150 nominal tons.

UNIPAK WATER CHILLER



DUALPAK WATER CHILLER

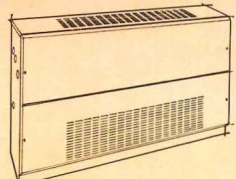


Unit Heaters

Solve all your space heating problems! Three models, 61 sizes—all with McQuay's famous "Ripple Fin" coils for efficiency. Steam or hot water. From 20,300 to 610,000 btuh. Heavy gauge bonderized steel construction.



DOWNFLOW UNIT HEATER



CABINET UNIT HEATER

FREE!

Beautiful full-color print of Canada Honkers by Richard Bishop, one of the nation's foremost wildfowl artists. Mounted print measures 18"x16" and is ready for framing. Clip coupon and mail today.



McQuay INC.
MEANS QUALITY

1600 Broadway N. E.
Minneapolis, Minnesota 55413

Please mail prepaid a colorful Canada Honker print. While you're at it, send along some information on the following McQuay products: _____

NAME _____
 COMPANY _____
 ADDRESS _____
 CITY _____ ZONE _____ STATE _____



Now's the time to call the man from **BARCOL**

When it comes to determining the right overhead-type door for the right project, call the man from Barcol . . . he's best qualified to work with you at the preliminary planning stage.

He'll help you anticipate and prevent common door problems . . . identify penalty your client would pay with inadequate, inferior-quality doors . . . justify initial cost of door equipment . . . determine a firm, accurate budget figure . . . AND provide the proof that Barcol saves money for your client.

Barcol Overdoors with exclusive "Cam-Action" and perimeter gasketing are the tightest sealing doors on the market. For added dependability, specify Barcol's springs that are guaranteed for 100,000 cycles or 10 years.

If the buildings you're planning now require efficient materials handling, more accurate temperature control, more convenient door operation, Barcol Overdoors, electric operators and automatic controls assure more efficient performance. Barcol's superiority is fully documented . . . providing you proof of performance that justifies initial cost to clients. We're as near as your phone!



BARCOL

See Barcol insert, Sweet's Architectural File



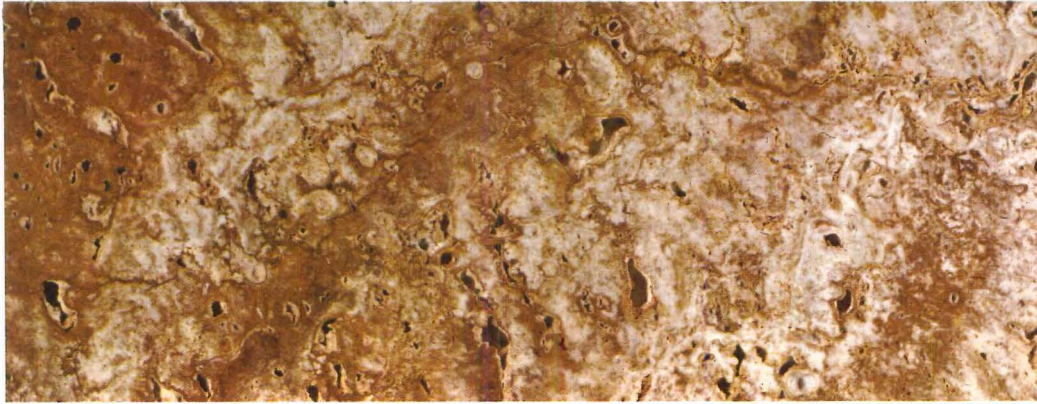
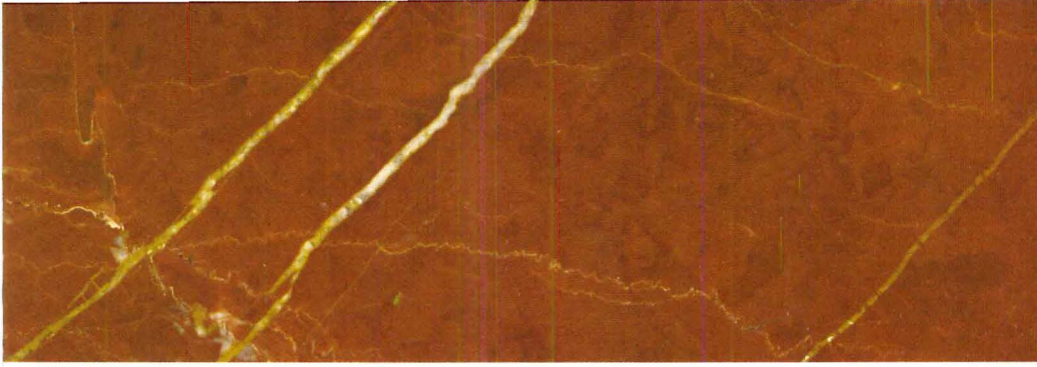
BARCOL OVERDOOR COMPANY

SHEFFIELD, ILLINOIS

Subsidiary Barber-Colman Company, Rockford, Illinois

For more data, circle 111 on Inquiry Card

For more data, circle 112 on Inquiry Card →



DISTINCTION comes naturally with marble.

Marble today offers greater design freedom than ever before. The marbles reproduced here at full-scale are but five of the more than *three hundred* distinctive domestic and foreign varieties now available.

Combine the world's finest marble workmanship—found at MIA-member plants throughout America—with this broad selection of the world's finest marbles. The result? *Wide design freedom—natural distinction for your projects—every time.*

For expert counsel and for full information on today's marbles—including identification of these samples—consult your nearest member of the MIA, or write:

MARBLE




INSTITUTE OF AMERICA, INC.

32 Fifth Avenue, Mt. Vernon, N. Y. 10550

Kodak Administrative Headquarters
Architects: Eastman Kodak Company
Oklahoma Bar Center.
Architects: Parr and Watkins
Residence by Architects: Eero Saarinen
and Associates and Alexander Girard—
Kevin Roche, Associate
Ft. Lauderdale Bank of Commerce
Architect: Charles F. McKirahan



BIG
CAPACITY
IN *Small* **SPACE**



AEROFIN *Smooth-Fin*
Heating and Cooling Coils

High ratio of surface area
to face area

High air velocities without excessive
friction or turbulence

Write for Bulletin S-55

AEROFIN CORPORATION


101 Greenway Ave., Syracuse 3, N.Y.

*Aerofin is sold only by manufacturers of fan system apparatus.
List on request.*

ENGINEERING OFFICES IN PRINCIPAL CITIES

For more data, circle 113 on Inquiry Card


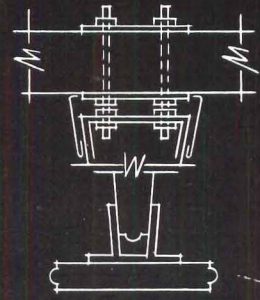
For more data, circle 114 on Inquiry Card ➔



Disposal Unit
Recessed Into
Compartment Panel



Detail of
Mechanical
Anchoring
System



FEMININE-ORIENTED ACCESSORIES . . .

Sanymetal[®] WALL-SUPPORTED TOILET COMPARTMENTS


Everyone Benefits. Add to the advantages of Sany-metal wall-supported toilet compartments another unique design feature—recessed accessories! Space-saving sanitary napkin receptacles can be set into a panel of each enclosure . . . fully flush for up-to-the-minute decor . . . simple maintenance . . . and convenient use.

Architect . . . achieves occupant appreciation, as well as clean-line styling with wall-supported compartments—and their accessories. Floor and ceiling supports are eliminated, permitting the widest possible latitude in rest room design. Mechanical anchoring to masonry walls assures the added strength needed for all possible stresses.

Owner . . . finds his consideration in providing disposal units rewarded with considerate usage . . . lessening the possibility of costly waste pipe clogging and periodic need for napkin retrieval. Porcelain or acrylic enamel finish of compartments cleans with soap and water washing . . . lasts a lifetime.


Tenant/Occupant . . . enjoys hygienic compartment with unobstructed space . . . appreciates complete privacy and thoughtful provision for personal needs.

THE **Sanymetal[®]** PRODUCTS COMPANY, INC.
1701 Urbana Road, Cleveland, Ohio 44112



How much are you
paying this man
to raise and lower
your doors?

You can keep him on
his job full time
and pay for your
COOKSON
U.L. Approved
Power Operator
on the money you save in
just four months!*



Push a button. The button can be anywhere: at the door opening or at one or more convenient remote-control locations. You can also control this door by radio transmitters mounted on fork-lift trucks, towing jitneys or other vehicles. The Cookson electric Power Operator takes over, raises the door or lowers it at about 1 foot per second. (Compare this to the minutes your man needs to raise it by chain!) Carrying the Underwriters' Laboratories approval, the Cookson Power Operator provides the greatest possible safety and protection. It's a compact unit, too, thoroughly efficient, completely dependable, and equipped with emergency chain operator in case of power failure. This Power Operator is one of many Cookson-designed features that give you the extra value you are looking for in a rolling door. Write for catalog, or see Sweet's.

* Savings estimated on an average door raised and lowered five times a day. The man-minutes saved will pay for your Power Operator in about 4 months!



ROLLING DOORS • FIRE DOORS • GRILLES • COUNTER DOORS • COILING PARTITIONS

"BEST WAY TO CLOSE AN OPENING"

COOKSON

The Cookson Company • 700 Pennsylvania Avenue
San Francisco 7, California



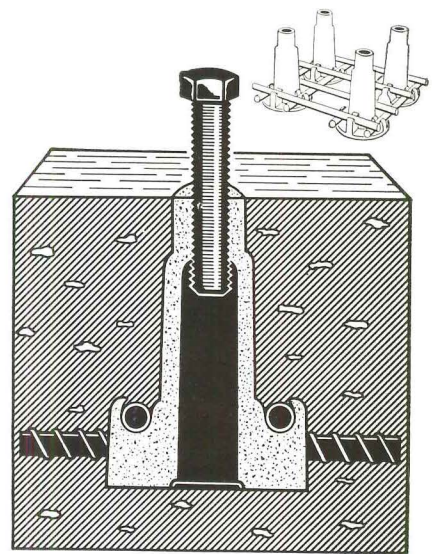
For more data, circle 115 on Inquiry Card

Product Reports

continued from page 239

ANCHORING SYSTEM FOR CONCRETE

Redi-Anchor is a new system for anchoring a wide range of items to concrete. Cast in high strength malleable iron, the product is available in assemblies or individual units as required. A plastic closing plug is provided to prevent entry of foreign matter prior to use. The system is said to provide anchorage to any required depth or spread, and to remain flush with the top of the foundation



without any awkward projection of bolts. Typical applications include bridge railings, building columns, signs and light posts. The system is available in $\frac{1}{2}$, $\frac{5}{8}$, $\frac{3}{4}$, $\frac{7}{8}$, and 1 in. bolt sizes. *Decatur Engineering Company, 519 East William St., Decatur, Ill.*

CIRCLE 310 ON INQUIRY CARD

NEW SHEET COPPER WALLPAPER

Chemetal decorative copper wall covering is made from laminated sheet copper with a sturdy kraft paper backing. Treatment with chemical reagents produces flow patterns, and the four different color finishes are designed to reproduce the natural tones of oxidized copper. *Chemetal* can be applied with the use of heavier viscous adhesives to cover almost any interior surface. Thirty-in.-wide-rolls are available in lengths of up to 30 ft. *Advanced Resin Products, Inc., South Norwalk, Conn.*

CIRCLE 311 ON INQUIRY CARD

more products on page 252

For more data, circle 116 on Inquiry Card ➔



Weldwood #58 /AM umber Glasweld sandwich panels on the Demmon-Hunter Building, Palo Alto, California. Architect: Paul James Huston, Palo Alto, Calif. Installer: Fentron Industries, San Francisco.

This building's insert panels will never lose their rich, earth-toned beauty.

They're permanently colored Weldwood® Glasweld®.

Specify umber — or blue, beige, gold, green or any of 28 other Glasweld colors — and that's the color that will remain. Glasweld won't fade, won't stain, won't craze, crack, or warp. Won't burn, either; it's 100% incombustible.

Glasweld is an autoclaved asbestos-reinforced panel with a permanently colored mineral coating. It can be used in any curtain wall system, and is available as a facing for insulated sandwich panels (as above) or single thickness window inserts. Wherever you use it, Glasweld is a practical and economical material for exteriors that combine color with low maintenance. Through salt air, sunlight, rain, and smoke, Glasweld requires only occasional washing to keep its fresh new look.

For more information, mail the coupon.

Weldwood®
GLASWELD
 A Product of United States Plywood

United States Plywood Dept. AR 11-64
 777 Third Avenue, New York, N. Y. 10017

Please send me the Weldwood Glasweld brochure.


Name.....

Firm.....

Address.....

City.....State.....Zip Code.....

Come see us at the New York World's Fair—Better Living Building.



Flexwood bends to your design... opens the world's forests to you.

With Flexwood®, you can do a lot of things you might now think impossible. Such as panel an office in figured African rosewood. Or wrap a column in teak. Sit at your desk and make your choice among the world's most beautiful woods—African tigerwood, Australian orientalwood, English brown oak, Honduras mahogany. More than 40 species to tantalize your imagination in design.

Weldwood® Flexwood is real wood veneer, 1/85" in thickness. Because of this thickness, a single flitch of rare wood goes farther—allows you to use sequence-matched wood for larger wall areas than with standard paneling. No joints show, no furring needed. And no need to remove existing trim. Flexwood is so flexible you can give any problem wall—curved or straight, even extra high—the incomparable warmth of fine wood paneling.

Fire Safety.

Where fire and building codes limit the use of wood, Flexwood can be specified and used with complete freedom and confidence. Meets all requirements of Federal Specification SS-A-118b for an incombustible wall covering when applied to an incombustible surface, such as plaster. The New York City Board of Standards and Appeals also permits unrestricted use of Flexwood when bonded to plaster or metal surfaces. Flexwood bears the Underwriters' Label with a flame spread rating of 15.

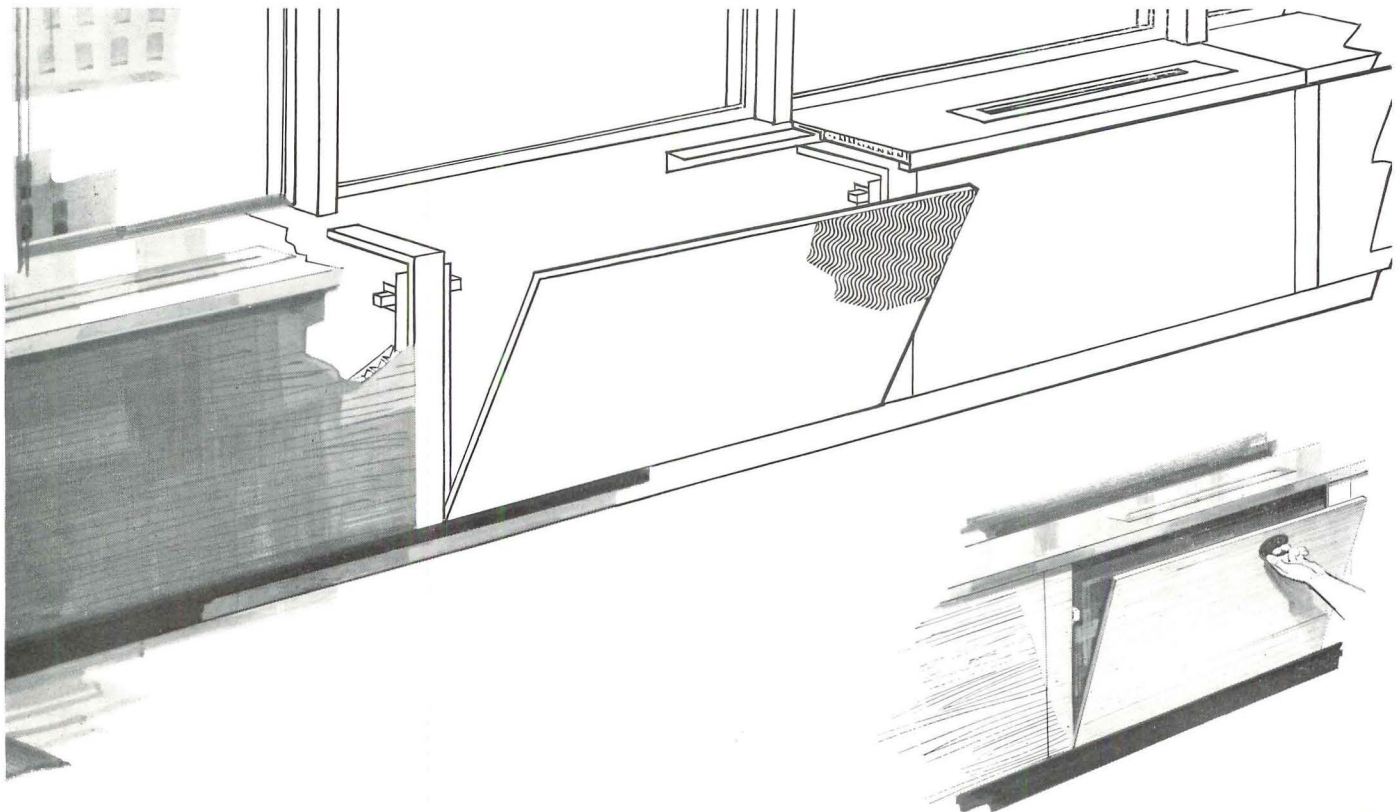
Write for data and free sample.



WELDWOOD® FLEXWOOD®

United States Plywood,
Flexible Materials Division, Dept. AR 11-64
P.O. Box 17085, Louisville 17, Kentucky

Come see us at the New York World's Fair—Better Living Building



What do you call a foam-filled under-window enclosure that snaps into place with magnetic locks that eliminate knobs, keys, bolts, screws or slots...comes in a wide range of finishes including aluminum, plastic and steel... will not warp, buckle, bend or vibrate...and weighs only 2 lbs. per square foot?


BUENSOD dual panels. The right answer for every installation.

BUENSOD-STACEY

Write for free, illustrated full-color brochure #MP-121.
BUENSOD-STACEY CORP. Manufactured Products Division
Subsidiary of Aeronca Manufacturing Corporation, 45 W. 18th St., New York 11, N.Y.

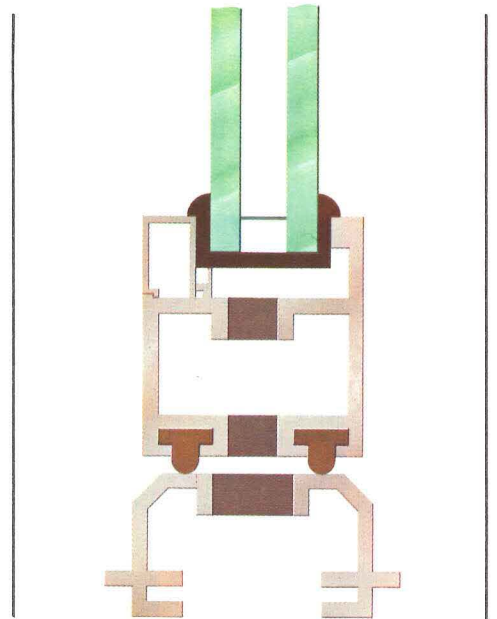
For more data, circle 117 on Inquiry Card

For more data, circle 118 on Inquiry Card ➔





Take time to be "right"—take a good look at top-quality aluminum windows



Every lady takes a good long look in the mirror before presenting herself to the world. Maybe you could take a tip from her . . . take a good look at new developments in aluminum windows before presenting a building to the world.

Now you can offer your clients much more in window design, function and especially quality. Insulated aluminum windows, for example, are becoming standard specifications for buildings everywhere. They cut air-conditioning costs and heating bills. More and more manufacturers are carrying insulated windows in their lines. (The schematic design shown here is typical of many.)

Insulated . . . vertically and horizontally pivoted . . . top-hinged; new window styles are virtually limitless. Many are available only in aluminum, for this versatile metal allows you maximum latitude in design. Today you can get exactly what you want in an aluminum window, thanks to Alcoa research and the cooperative nature of the metal itself.


Also, the quality certifications* provided by some manufacturers give you a new assurance, a meaningful criterion for specifying aluminum.

Take time to be right. Learn what's new, different, improved, better. Take time to get the facts . . . you, your clients and your buildings will be better for it.

*A.A.M.A. quality certified label



Wilson Lighting Engineer, Howard Haynes, checks ceiling panels for brightness contrast.



CHOOSE THE RIGHT WILSON LIGHTING PANEL FOR YOUR NEXT ILLUMINATED CEILING

Light quality and appearance are important factors in choosing the right illuminated ceiling. Wilson gives you both in a variety of laboratory designed and tested panels to fit your needs. **Circlgrid:** A patented, non-burning vinyl louver with great rigidity and lightness. Open or closed cell construction available—open panels approved for sprinkler systems. **Squargrid:** Same as Circlgrid, except for square cell motif. Sizes to 2½' x 5'. Offers same wide choice of colors. Both have UL-20 Tunnel Test Classification. Self-cleaning design lets air circulate, without catching dust. **Demical:** Economical styrene panel with excellent strength. Less material, lower cost, and 10% more light output than conventional eggcrate louvers without glare. UL approved for use with sprinklers. **Thermalume:** New, lightweight single or double layer PVC ceiling panel. Excellent light transmission plus effective thermal control over large areas. Keeps heat in during winter, out in summer. Self-extinguishing PVC film will not sag or discolor. An economical, shadow-free, air-tight way to seal off dead space. For additional tips on choosing the right panel on your next job, write: Wilson Research Corporation, 2001 Peninsula Drive, Erie, Pa.

WILSON

Wilson
Research Corporation
Serving the O. E. M.

WILSON CEILING PRODUCTS
Serving the Acoustical Trade

WILSON BUILDER PRODUCTS
Serving the Building Market

J. A. WILSON LIGHTING.
Serving the Lighting Industry


For more data, circle 119 on Inquiry Card

Product Reports

continued from page 246

HORIZONTAL STYLE MAIL BOXES

The new *Auth Series 50* horizontal style mail boxes are designed to be installed 15 in. deep in the wall and to hold mail in a horizontal position. The principal advantage of the new system is conservation of wall space. Although they conform strictly to the U.S. Post Office regulations governing mail compartment size, many more of these horizontal boxes can be installed in a given wall area than can vertical ones. The system is of particular value to architects concerned with high rise apartments, where lobby wall space is extremely limited.



The mail boxes are of aluminum construction and are extremely light in weight. The use of rigidized extrusions provides maximum structural strength and resistance to vandalism. *Auth Electric Company, Inc., Dept. HMB, 34-20 45th St., Long Island City, N.Y., 11101*

CIRCLE 312 ON INQUIRY CARD

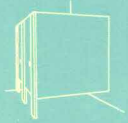
TEXTURED ALUMINUM SIDING

Eight-in.-wide textured aluminum clapboard siding with an embossed stucco-type surface is available in a wide range of colors including white, green, beige, gray coral and ivory. Formed from heavy gauge *Alclad* aluminum sheet, the board features a special drip-bead lower edging to prevent rainstreaking of the siding. *Aluminum Company of America, 788 Alcoa Building, Pittsburgh, Pa.*


CIRCLE 313 ON INQUIRY CARD

more products on page 262

For more data, circle 120 on Inquiry Card →



STALLPACK,
the packaged
marble toilet
enclosure



SPACEPACK,
the ceiling-
hung Stallpack



SHOWERPACK,
the complete
marble shower
cabinet



ECONOPACK,
multi-unit
marble dressing
room and
shower



URINAL SCREENS,
standard screens
in Stallpack
marble

3 Stallpack units, Metzler Hall, McPherson College, McPherson, Kans. Arch: Mann & Co., Hutchinson.

Stallpack[®] keeps solving partition problems with durable marble and rustproof hardware

A COMPLETE PACKAGE. Stallpack gives you the unique durability of solid marble partitions precut to standard size, pre-drilled ready to assemble, and offered in a package unit complete with door and chrome-plated non-ferrous hardware. These package units are ready to be shipped immediately.


EASY TO SPECIFY. Just indicate water closets 2' 10" on centers on your drawings, then specify Stallpack. With that one easy specification you give the toilet rooms of your building the lasting beauty and trouble-free durability that cannot be had with any material but marble.

PERMANENT. Stallpack marble partitions will not rust or deteriorate. They will never need refurbishing. Washing with mild soap and water is all it takes to keep Stallpack marble partitions in

perfect, shining condition. Imagine the total savings in upkeep expense!

EASY TO CLEAN. These partitions are easy to keep clean because they are solid marble. Flush construction with solid marble leaves no inaccessible hollow places around the base of the stiles to breed germs and retain odors.

New!



THEFT-RESISTANT spanner head machine screws now fasten the exclusive Carthage Marble clip-angle. It takes a special two-pronged screwdriver to remove the screws. This slotted clip-angle saves hours of setting time because it adjusts to out-of-line floors and walls.

UNIVERSAL COLOR. Stallpack partitions are made of fine Ozark Grey Veined marble. This lustrous light grey marble blends beautifully with any color scheme, stays beautiful as long as your building stands!

ECONOMICAL. High sales volume enables us to polish Stallpack marble partitions on an automated production line and to purchase top quality doors and hardware in carload lots. Stallpack is priced to compete with other types of partitions, yet it offers the durability that marble alone can give. Over the years that durability will mean true economy for the building owner.

Specify Stallpack from Sweet's Architectural File, Section 22b/Ca, or write Carthage Marble Corp., P. O. Box 718, Carthage, Missouri 64836.

CARTHAGE MARBLE CORPORATION



Every inch an air mixing diffuser

A Foot...



A Yard...



A Mile...



2 3/4" Actual Width of 4 Row Type "EF" Stripline

STRIPLINE...has no equal



If it does not have these built-in air mixing elements it is not a STRIPLINE diffuser.

When STRIPLINE is installed you can be sure that every inch, foot or mile of these air mixing diffusers, will deliver uniform, homogenized air with control movement in every cubic foot of space served.

Unlike slot type grilles, STRIPLINE has built-in air mixing elements incorporated for functional perfection... induce greater quantity of room air toward the diffuser... rapidly mix primary and room air... providing equalized velocities and temperatures in the zone of occupancy.

More than 250,000 feet of STRIPLINE is now in use. Not one foot has ever malfunctioned, your guarantee that the design of STRIPLINE and the authentic performance data available for the application of these air mixing diffusers, will assure noiseless, draftless air distribution.

Slot type grilles without air mixing elements are not diffusers and are incapable of performing these functions.

For complete performance data, types and sizing ask for catalog ES-105.

FEATURES . . .

- No visible attaching screws.
- Removable core simplifies installation.
- Design eliminates complicated and expensive duct connections while assuring equalized discharge.

AIR DEVICES INC.

185 MADISON AVENUE, NEW YORK 16, N. Y.

BETTER PRODUCTS FOR

AIR DISTRIBUTION • AIR CLEANING • AIR EXHAUST

For more data, circle 121 on Inquiry Card

For more data, circle 122 on Inquiry Card →

NOW
MODERN
MASONRY
CEMENT
MILL-MIXED
TO ANY COLOR
YOU SPECIFY



With new Medusa Custom Color Masonry Cement, architects now have broader freedom in the design of eye-appealing modern masonry walls. The forty custom colors shown are merely representative of the infinite color spectrum now available to the architect's specifications. Medusa Custom Color Masonry Cement is pre-mixed at the plant, comes to the job ready for sand and water. ■ No job-mixing errors. No repeated trips to the job site for color supervision. And each bag is color-coded for precise uniformity of color bag after bag. ■ So whatever the masonry unit—whatever the color theme—Medusa Custom Color Masonry Cement will match it, complement it, or provide a dramatic contrast. In short, the design decision of color in mortar is now limited only by the architect's most creative imagination. ■ For further data, write us direct.

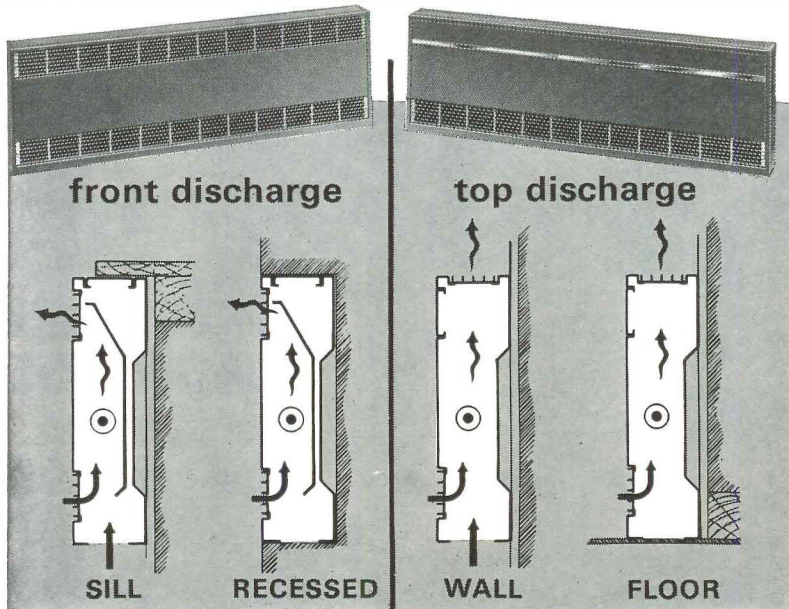


MEDUSA PORTLAND CEMENT COMPANY
P. O. BOX 5668
CLEVELAND 1, OHIO






No other convection heater offers so few restrictions to creative architectural design

Electromode versatile electric convection heater



The only electric convection heater that gives you a choice of *air intake* — front, bottom or both—and heated *air discharge* —through the front or top. It is available in lengths of three and four feet, heights of 11, 15 and 20 inches, and depths of 3, 4, and 5 inches.

It is readily adaptable to installation at baseboard level, on the wall at any distance from the floor, or recessed anywhere in the wall . . . in new or existing schools, offices, air terminals, auditoriums, bus terminals, restaurants, churches, factories and theatres.



Offering the utmost versatility in application and installation these Electromode convection heaters will solve many of the design and installation problems you encounter in planning new buildings and in providing flameless electric heat for remodeling and modernization projects. They make it easy to provide

commercial, industrial and institutional buildings with all the advantages of flameless electric heat without sacrificing freedom of expression in architectural design. They are quality built by Electromode to assure dependable, carefree performance plus safety and durability.

For complete information and specifications on the convection heaters or any of the 400 types, models and capacities of Electromode electric heaters see your Electromode representative or write

Electromode

division Friden, Inc.

Dept. AR-114 Rochester, N.Y. 14603

For more data, circle 123 on Inquiry Card

BIG CHOICE

is one of the big reasons to lease
your personal car through FALS



Clockwise from top: Thunderbird Landau, Fairlane 500 Sports Coupe, Mustang Fastback 2+2, Falcon Futura Convertible, Ford Country Squire.

With so many models and options to choose from, you'll find that to get exactly what you want is easy when you lease your personal car through FALS. Your local FALS Dealer can provide the Ford of your choice, equipped the way you want it.

When you lease, instead of buy, you have no down payment . . . no trade-in problems. Your FALS Dealer will help you dispose of your present car . . . take back your leased car at the end of the lease.

Just pick the car and equipment you want; decide how long the lease is to run. Your FALS Dealer will then provide the car at a low monthly rate. Insurance and various maintenance plans can be included in the lease at a small additional charge.

America's largest leasing system

For complete information on the advantages of leasing a new Ford through FALS, fill out and return the above post card.

FALS
Ford Authorized Leasing System

For more data, circle 124 on Inquiry Card

The radiant ceiling panels of the IRC System are finished in baked enamel for easy cleaning. There are no floor-mounted, wall-hung, or window-sill units to clean or to get in the way.

ENVIRONMENTAL CONTROL IN HOSPITALS

Designing to meet a medical facility's special conditions of temperature, humidity, air cleanliness and circulation

The environmental requirements of today's hospital increase the demand for total air conditioning. Thirty years ago, air conditioning a hospital was big news. In fact, air conditioning *anything* was new and exciting; the concept of a controlled indoor environment had just dawned.

Many basic ideas now common in air conditioning practice were born in that period. Force-fed by the pressure of great building programs, they matured and were refined into highly efficient systems. But they had their limitations.

The vast volume of air used to heat and cool a large building required extensive mechanical equipment and ductwork. Wet refrigerating coils had a bad habit of accumulating and propagating airborne contaminants. These deposits tended to develop into colonies of bacteria and other micro-organisms which passed into the air stream during the system's operation.

Great strides were made by filter designers to reduce this hazard. But one weakness of the filter remains: it has to be serviced regularly and faithfully by human beings — and is subject to consequences of their vagaries.

Need for a New Approach

The basic ideas of the 1930's were great in their day, but we are now in the mid-1960's. The need now is for an up-dated approach to hospital comfort control —

one that takes into account the special conditions of the hospital.

Designing an air-conditioning system to satisfy these particular requirements differs from designing for other building types. Problems indigenous to hospitals are:

- (1) The need for 100% exchange of air.
- (2) Complete control of airborne contamination.
- (3) Temperature, humidity, and air movement favorable to a patient's health and comfort.
- (4) Cleanliness and ease of maintenance.
- (5) Economy—both in first cost and in operation.


There is a new awareness of air conditioning as a contributing factor in sanitation, as well as comfort. Obviously, it is inconsistent to spend time and money to create aseptic conditions in surgery and other critical departments by sterilization methods and then permit contaminating influences to exist in the air conditioning system.

Growth of New Technics

Technological advances over the past decade have placed at the disposal of the hospital architect new equipment, methods and procedures that are capable of improving environmental conditions in medical facilities — at the same time, contributing to economy of installation and operation.

One of the newest developments is the Inland Radiant Comfort System. Here is a completely new concept in total air conditioning specifically designed for the needs of the hospital.

This system combines three widely accepted, proven components into one engineered design: (1) a radiant-acoustic ceiling, (2) a chemical air conditioner, and (3) a cellular steel floor. Because of the integrated design, each component assists in the functioning of the others.



100% Exchange of Air

The arguments for and against using only *outside* air as an air-conditioning source, instead of recirculating *inside* air, are academic. If it weren't for its record of excessive costs (*until now*), everyone would prefer to start with outside air, condition it, feed it into the patient's room, then exhaust it. Outdoor air, by action of the sun and massive dilution, usually is less contaminated than recirculated air, both given the same degree of filtration.

Recirculating inside hospital air is a touchy procedure completely dependent upon filter efficiencies which can be variable, due to maintenance problems. Equally or more hazardous is to attempt flushing air completely in some parts of the hospital and not in others, depending upon balanced pressures to prevent cross-contamination.

No one prefers these compromise measures. They were forced upon hospital designers by the high cost of conditioning the large volumes of air required by conventional, all-air systems. To add the cost of conditioning outside air was to prohibit it.

This is no longer so, with the Inland Radiant Comfort System for hospitals. By efficiently handling only a small amount of air, the IRC System introduces 100 per cent outside air throughout the hospital and does it at no extra cost.

This contrasts with conventional air conditioning systems which generally are based on the principle of using large quantities of air, most of it recirculated. Decontaminating air in large quantities not only is impractical, but the fan horsepower to move such air adds to the expense of operation.

With Inland's modern system, it is practical to exhaust all air without recirculation. The air can be decontaminated very effectively, because of the small amount used.

Radiant Panel Ceiling System

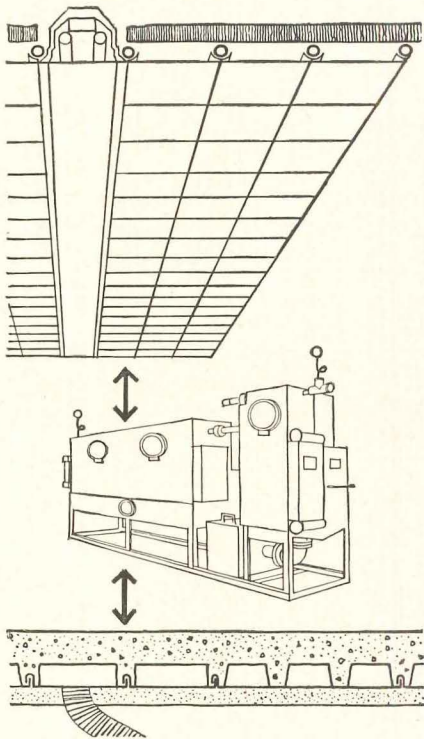
The inherent advantages of radiant-acoustic ceiling panels help to make this new Inland technology a sound approach to hospital air conditioning.

As its name implies, the radiant-acoustic ceiling heats and cools by the principle of radiant heat transfer and, at the same time, provides acoustical control to the room space.

Acoustical treatment is simple. Perforations in the aluminum panels, with glass-fiber insulation above, give this ceiling system an excellent acoustical rating — noise reduction coefficients as high as .90. Sounds disturbing to a restful atmosphere, e.g., the extra noise level during visiting hours, are dampened.

The radiant-acoustic ceiling acts as a single, wall-to-wall heat exchanger — heating when the thermostat calls for heat, and cooling when circumstances require. The ceiling heats in the same manner as the sun. Low-frequency waves of heat energy travel in straight lines from the ceiling to every part of the room, bathing all surfaces in warmth.

This steady, gentle comfort is patient-



The Inland Radiant Comfort System is made up of three basic components, carefully engineered to work together more efficiently than any one of them could work alone. The components are not new to architects and mechanical engineers. They are: (1) a radiant-acoustic ceiling, (2) a chemical air conditioner, (3) a cellular steel floor (optional in hospital construction).

All three of these components have long records of successful performance as individual products. It is the way in which they are used together — in integrated design — that accounts for the efficiency of the IRC System: The radiant ceiling handles virtually the entire heating and cooling loads in the hospital. The chemical air conditioner controls humidity and purifies the air. Reduced air volume makes it possible to use the cellular steel flooring for air distribution, eliminating tons of ductwork.

oriented. Physiologists have determined that more than one-half of our body heat is lost by radiation. Therefore, the most practical method of maintaining comfort is to control the rate of heat gain or loss by radiant means.

Here's where radiant heating is ideally suited to the needs of a hospital patient. It bathes his body in continual warmth, free of drafts. Even without a blanket, the rate of his body heat loss is kept at a uniform rate throughout the day and night. Because radiant heating is not dependent upon moving air to raise room temperature, there are no hot blasts from registers, no strong convection currents.

Radiant cooling obeys the same physical law of radiant energy transfer as radiant heating, but in reverse. Now, the ceiling is made cool and it absorbs heat from all surfaces in a room, including a patient's body. The human body loses heat most comfortably through radiation, without chilling drafts.

Only ventilation is required of the air system. Ventilating air is supplied at low velocity and held to desirable humidity levels.

Chemical Air Conditioning

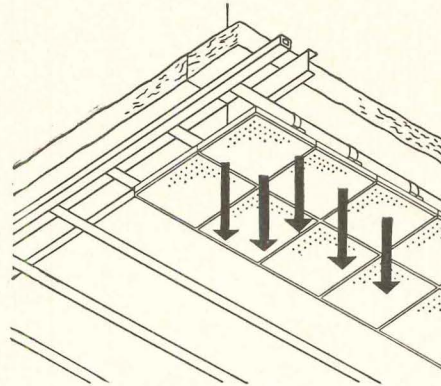
Chemical air conditioners have long been recognized as superior devices for controlling humidity and air purity in operating rooms, recovery rooms, and other critical hospital areas. In the integrated design of the Inland Radiant Comfort System, a Kathabar® Chemical Air Conditioner* treats the hospital's entire ventilation-air system.

Air is conditioned by a spray of lithium chloride. This traps up to 97 per cent of all airborne impurities.

Conventional air conditioners use refrigeration coils to cool and dehumidify the air. For many years, these wet coils have been recognized as breeding places for colonies of bacteria and micro-organisms.

Trouble arises when matter from these colonies blows off into the hospital's air stream. Elaborate filter systems have been designed to remove this contamination from the air, but their complete ef-

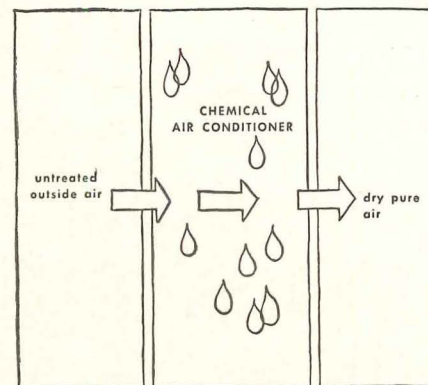
*Surface Combustion Division, Midland-Ross Corp.



The radiant-acoustic ceiling acts as a single, wall-to-wall heat exchanger. Heating and cooling are accomplished by means of aluminum panels attached to grids of water pipes hung in the manner of a conventional suspended ceiling. Hot or cold water is circulated through these pipes to heat or cool the panels. Heat loss and noise are reduced by an acousti-thermal blanket.

For more data, circle 125 on Inquiry Card

Advertisement



Chemical air conditioning removes the latent (humidity) load from incoming outside air. A non-vaporizing solution of lithium chloride with a great affinity for moisture is sprayed into the air stream. Condition of the air as it leaves the dehumidifier at a specified humidity level depends upon (1) solution concentration and temperature, and (2) temperature of cooling tower water.

fectiveness frequently has been questioned. Hospital administrators, bacteriologists, and others have been shocked at the contaminating effect of conventional air conditioning systems.

Substantial Construction Savings Possible

Where hospital plans include a steel frame, significant savings in construction costs accrue from the IRC System's third basic component, a cellular steel floor.

Ventilating air is carried through cells in Inland Cellufloor, eliminating tons of expensive ductwork. This not only saves money on materials and labor, it reduces the space required between floors. This can drop the total height of a multi-story building by as much as 5 per cent, without sacrificing a cubic inch of interior space. Obviously, there are consequent cost savings all down the line — including savings on the foundation, since building weight shrinks with the height.

There are other advantages to consider here, during the planning stage of a new hospital: The greater erection speed of steel-frame construction. The flexibility of electrification made possible only by a Cellufloor steel floor.

Breakthrough in Hospital Comfort Control

Of great importance to the hospital architect, the Inland Radiant Comfort System delivers all of its advantages well within the budget for an ordinary hospital air conditioning system. Key to its economy is its concept of three basic components working together. By balancing the high performance of these components through careful engineering, the IRC System saves on both first cost and operating costs.

Further information is available in a new brochure, "Breakthrough in Hospital Comfort Control." Write for your copy today. Address Inland Steel Products Company, Engineered Products Division, 4033 West Burnham Street, Milwaukee, Wisconsin 53201.

SOLVE 9 COMMON BUSINESS HEADACHES...

With American Air Curtain DOR-less-DOR®

Replace old, conventional doors in new commercial and industrial construction and remodeling projects and solve many of the major problems that beset businessmen today. Here is what an American Air Curtain DOR-less-DOR does:

1. Eliminates entranceway traffic jams
2. Provides an attractive, inviting entrance
3. Builds business and increases sales
4. Reduces heating, air conditioning and maintenance costs
5. Increases useable floor space
6. Becomes a continuous promotional tool
7. Eliminates drafts from entrance areas
8. Improves employee working conditions
9. Provides a cleaner, more comfortable place of business

This wide open space attracts attention and customers, yet keeps out weather, dirt and insects. Because of the extensive functional and aesthetic value of American Air Curtain DOR-less-DORS, they are being specified more and more frequently by architects all across the country.

See the American Air Curtain DOR-less-DORS and the Universal Match Corp. Exhibit. Missouri Pavilion, New York World's Fair, 1964-65

Write for details to:



AMERICAN AIR CURTAIN
DIVISION OF UNIVERSAL MATCH CORP.

7814 Maplewood Industrial Ct. • St. Louis, Mo. 63143

Offices in Los Angeles, New York City and St. Louis

Please send me further information on the American Air Curtain DOR-less-DOR.

NAME _____
COMPANY _____
TITLE _____
ADDRESS _____
CITY _____
STATE _____ ZIP CODE _____

For more data, circle 126 on Inquiry Card

Product Reports

continued from page 252

PANIC ACTION DOOR

A new "break-away" door for use with the company's *Hydra-Slide* automatic sliding door control has been announced. The break away application now permits the *Hydra-Slide* to be installed in exterior entrances of buildings to conform to codes requiring a swinging door for emergency exit. In event of fire or power failure,



merely pressing against the door will cause it to open like a swinging door. A special safety design feature permits the door to break-away at any point of the opening or closing cycle, allowing full width opening of the doorway during an emergency. *Ronan & Kunzl Inc., Marshall, Mich.*

CIRCLE 314 ON INQUIRY CARD

WHITEPRINT MACHINE

The use of anhydrous ammonia in the developing system of this white-print machine, permits installation of the unit without venting, and eliminates liquids of any kind. The *Welco 600* is planned for use in small engineering offices, where a relatively cheap and compact machine is required which can stand up to heavy use. Features of the new unit are: no warm up requirement; variable two-speed control; reverse switch to protect tracings; low-cost fluorescent tubes; independently operated heat control and completely dry operation. *Warren Electr-O-Line Corp., 7419 Grand River, Detroit, Mich.*

CIRCLE 315 ON INQUIRY CARD
more products on page 266

For more information, write or call any of the Institute members listed below:

MO-SAI INSTITUTE, INC.



110 Social Hall Ave.
Salt Lake City, Utah 84111

BADGER CONCRETE CO.
P. O. Box 1068, Oshkosh, Wisconsin

BEER PRECAST CONCRETE, LTD.
110 Manville Road,
Toronto, Ontario, Canada

BUEHNER & CO., INC.
P. O. Box 936, Mesa, Arizona

BUEHNER CONCRETE PRODUCTS CO.
301 West 60th Place,
Denver 16, Colorado

CAMBRIDGE CEMENT STONE CO.
P. O. Box 41, Allston 34, Mass.

ECONOMY CAST STONE CO.
P. O. Box 3-P, Richmond 7, Virginia

FORMIGLI SALES CO.
6 Penn Center Plaza,
Philadelphia 3, Pa.

GEORGE RACKLE & SONS CO.
Newburg Station, Cleveland 5, Ohio

GOODSTONE MFG. CO., INC.
470 Hollenbeck Street, Rochester 21, N.Y.

GRASSI AMERICAN CORP.
111 South Maple Avenue,
South San Francisco, California

HARTER CONCRETE PRODUCTS, INC.
1628 West Main Street,
Oklahoma City 6, Oklahoma

OLYMPIAN STONE CO., INC.
1415 N.W. Ballard Way, Seattle 7, Wash.
Swan Island, Portland, Oregon

OTTO BUEHNER & CO.
640 Wilmington Ave.
Salt Lake City 5, Utah

PLASTICRETE CORPORATION
1883 Dixwell Avenue
Hamden 14, Connecticut

SOUTHERN CAST STONE, INC.
P. O. Box 1669, Knoxville 1, Tenn.

SUPERCRETE, LTD.
P. O. Box 80, St. Boniface, Manitoba, Canada

TEXAS INDUSTRIES, INC.
P. O. Box 400, Arlington, Texas

THE RACKLE COMPANY OF TEXAS
P. O. Box 15008, Houston 20, Texas

WAILES PRECAST CONCRETE CORP.
11240 Peoria Street, Sun Valley,
(Los Angeles), Calif.

WILSON CONCRETE CO.
P. O. Box 56, Red Oak, Iowa
P. O. Box 208, South Omaha, Neb.

For more data, circle 127 on Inquiry Card



From Oklahoma

Mo-Sai® windowall units . . . with finish both inside and out in a pleasing pattern of exposed brown and tan pebble aggregates . . . provide sun control and facade design for the 19-story Phillips Petroleum office building in Bartlesville, Oklahoma. Windowall units were 4'8" wide and 13'0" high on all floors except two, where they extended to 24'0" high. The Mo-Sai windowall units were factory-made under the franchised Mo-Sai process to highest standards of true dimensions, uniform distribution and density of aggregates, aggregate exposure, and compressive strength. The Mo-Sai wall requires virtually no maintenance or additional finish inside or out. All Mo-Sai windowall units were anchored directly to the structural concrete building frame.

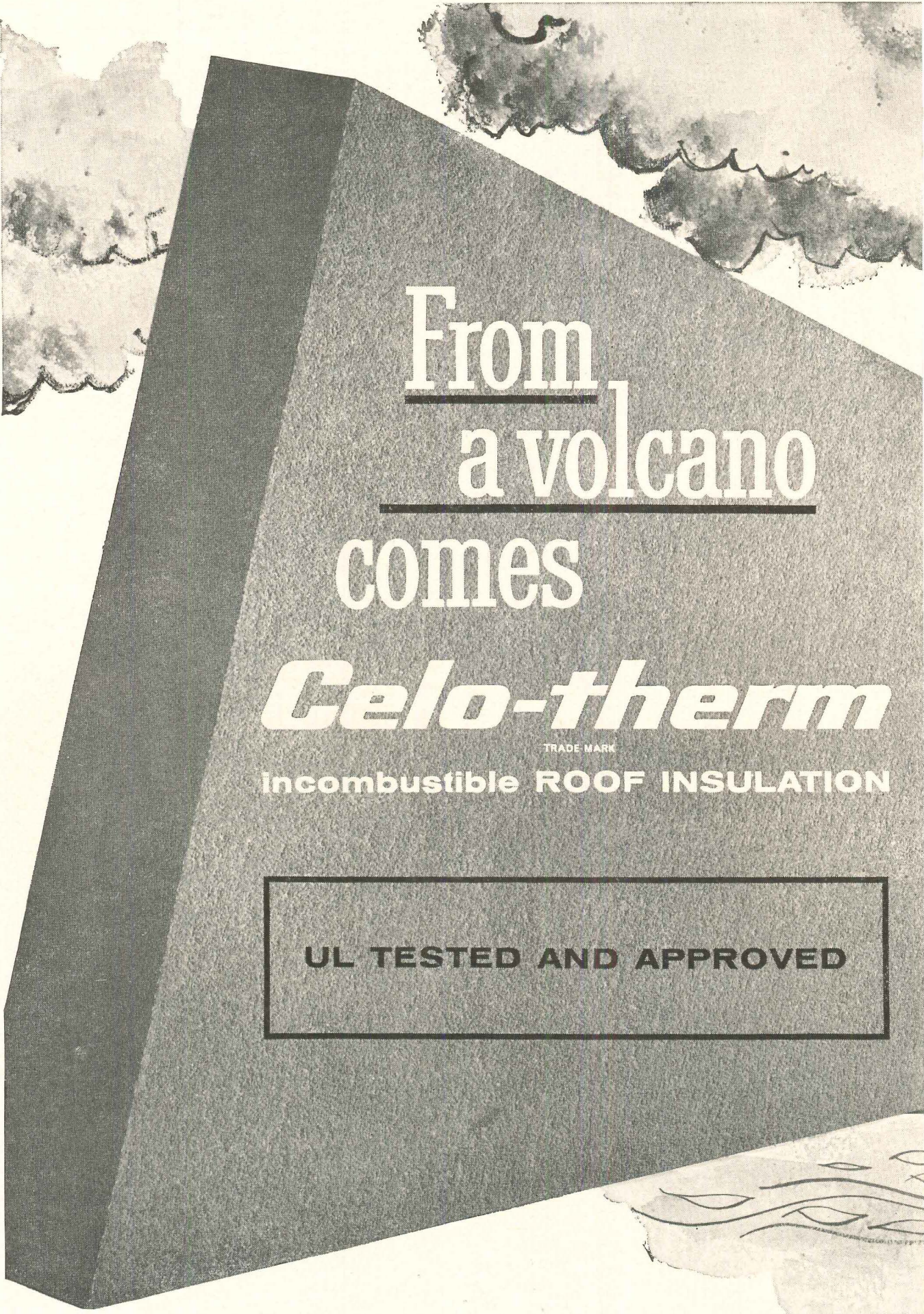
Mo-Sai® goes "two-faced" for Phillips Petroleum headquarters

PRECAST CONCRETE WINDOWALL

Architects: Welton Becket and Associates,
Houston, Texas

General Contractor: George A. Fuller Co.,
Dallas, Texas





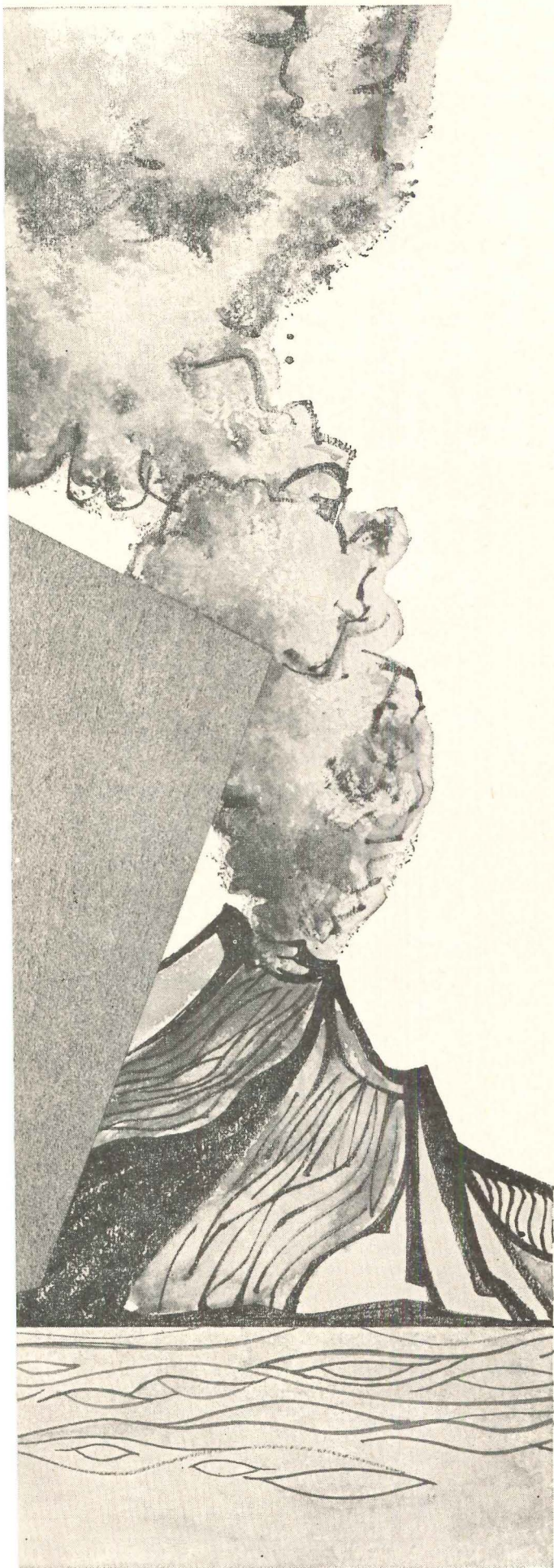
From
a volcano
comes

Celo-therm

TRADE MARK

Incombustible ROOF INSULATION

UL TESTED AND APPROVED



Celo-Therm Roof Insulation's remarkable properties result from what it is and where it comes from. It's incombustible* because its basic ingredient, Perlite, is processed from volcanic ore.

Roofing crews like to handle Celo-Therm panels. They're lightweight, rugged, easily cut with a knife—can be applied on any type deck. Panels are 2' x 4'.

Celo-Therm Roof Insulation is highly moisture-resistant. It won't decay or deteriorate. It has excellent thermal insulating value and is dimensionally stable.

Celo-Therm Roof Insulation has a UL flame spread classification of 25, and is listed and labeled by Underwriters' Laboratories. Qualifies for metal deck assemblies UL Constructions No. 1 and No. 2. Acceptable for Factory Mutual Class I metal deck construction with approved adhesive. Permits reduction generally equivalent to 40% of the basis insurance rate.

*In accordance with the definition of noncombustibility in NFPA No. 220.

Distributed East of Rocky Mountains



THE CELOTEX CORPORATION
120 S. La Salle St., Chicago 3, Illinois

SEND COUPON TODAY for samples and application instructions

THE CELOTEX CORPORATION, Dept. AR-114
120 S. La Salle Street, Chicago 3, Illinois

- Please send me application instructions for Celo-Therm Incombustible Roof Insulation.
- Show me samples.

My Name.....


Firm Name.....

Address.....

City..... Zone..... State.....


For more data, circle 128 on Inquiry Card

THEY TAKE THE PUNISHMENT *because*




THEY'RE *engineered* FOR PERMANENCE

In the rehabilitation of
BANCROFT HALL
 U. S. Naval Academy, Annapolis, Md.
Architect: George M. Ewing Company
 used 66 ELLISON BALANCED DOORS
 and 10 ELLISON VARI-STILE DOORS
 in both Bronze and Aluminum
 including framing



With the same meticulous craftsmanship as in all *Ellison* entrances, these doors will handle the Middies and stay beautiful. *Ellison* ONE SOURCE RESPONSIBILITY has proven a boon to many architects in providing a complete service for designing and engineering entrances for new or remodeled buildings. *Ellison* engineers backed by 49 years company experience are ready to help architects with any entrance problem..



Ellison
ENTRANCES
 the BALANCED DOOR—the VARI-STILE door
 in BRONZE
 STAINLESS STEEL
 TEMPERED GLASS
 STEEL
 ALUMINUM
 WOOD
ELLISON BRONZE CO., Inc., Jamestown, N. Y.

For more data, circle 129 on Inquiry Card

Product Reports

continued from page 262


MOVABLE WALL HAS ACOUSTICAL PROPERTIES

A new movable divider wall has been introduced by Industrial Acoustics Company which is composed of panels with high acoustical properties supported by ball bearings in a simple box track. The bearings arrangement eliminates the need for complicated electrical, hydraulic or pneumatic equipment. The acoustical qualities of the wall are achieved by means of 4 in. thick acoustical panels which provide a mass of 12 lbs per sq ft, and float in compressed perimeter seals, giving a high sound transmission loss. *Industrial Acoustics Company, Inc., New York, N.Y.*

CIRCLE 316 ON INQUIRY CARD

NEW ELECTRIC DEVICES

A completely new line of *Medalist* combination devices featuring AC quiet switches and split circuit wiring has recently been introduced. All items in the series are designed with the rectangular *Decorator Group* face



which has been developed to harmonize quietly with different types of interior decoration. The addition of a break-off feature in these items permits 16 different wiring combinations with only seven catalog numbers. Separate or common feed is always available in one device. Other features include 20 carat gold plated switch contacts, a compact body, and staked and backed out screws. Heavy duty duplex grounding receptacles are also available. *Slater Electric Inc., 45 Sea Cliff Ave., Glen Cove, N.Y.*

CIRCLE 317 ON INQUIRY CARD
more products on page 270



WHITE MEDICAL BUILDING IN AURORA, ILLINOIS/ARCHITECT: ROBERT F. MALL, A.I.A., AURORA, ILL.

Just what the doctor ordered

(thanks to J-M Last-O-Roof)

Roofs that look as good installed as they do on paper is what J-M Last-O-Roof* is all about. Like the one on the medical building pictured above. Those changes in slope and shape would be impossible for most roofing materials. But not Last-O-Roof! Light, reflective green in color, it hugs the widely spaced serrations of the main roof and then climbs the steep slope of the finial at the center

*TRADEMARK

of the building. In addition, it's used on the flat canopy at the entrance.

Last-O-Roof is a single-membrane, plastic elastomer product that can be installed in one step. It's a complete roofing system of totally compatible components . . . roofing membranes, cements, flashings and finishes. Applied cold, it can be used on low or steep slopes as well as involved configurations.


Last-O-Roof is durable, too. Even in the harshest climates. And, here's a roof that's three times lighter than the usual smooth-surfaced roof and ten times lighter than gravel.


Last-O-Roof is available in white, aluminum, green, blue and rose and other colors on special order. For full details, write to Johns-Manville, Box 111, New York, N. Y. 10016. Cable: Johnmanvil..

Johns-Manville



For more data, circle 130 on Inquiry Card





Build excitement into your plans with a new Andersen Wood Gliding Door

It's designed for exciting living! Just the thing to bring a fresh look of elegance to new homes, motels and apartments.

The new Andersen Gliding Door lets you bring the outdoors into any room; yet its **extra weathertightness** combined with the natural warmth and insulating value of wood will mean substantial heat savings.

It opens and closes smoothly, silently, easily. It features the same famous construction that makes all Andersen Windows extra weathertight (up to 4 times tighter than ordinary windows).

For added convenience, outside key lock can be adapted to a master key system. And the entire unit comes **factory primed** (outside) and factory glazed in several options. Custom-designed hardware complements both traditional and contemporary designs.

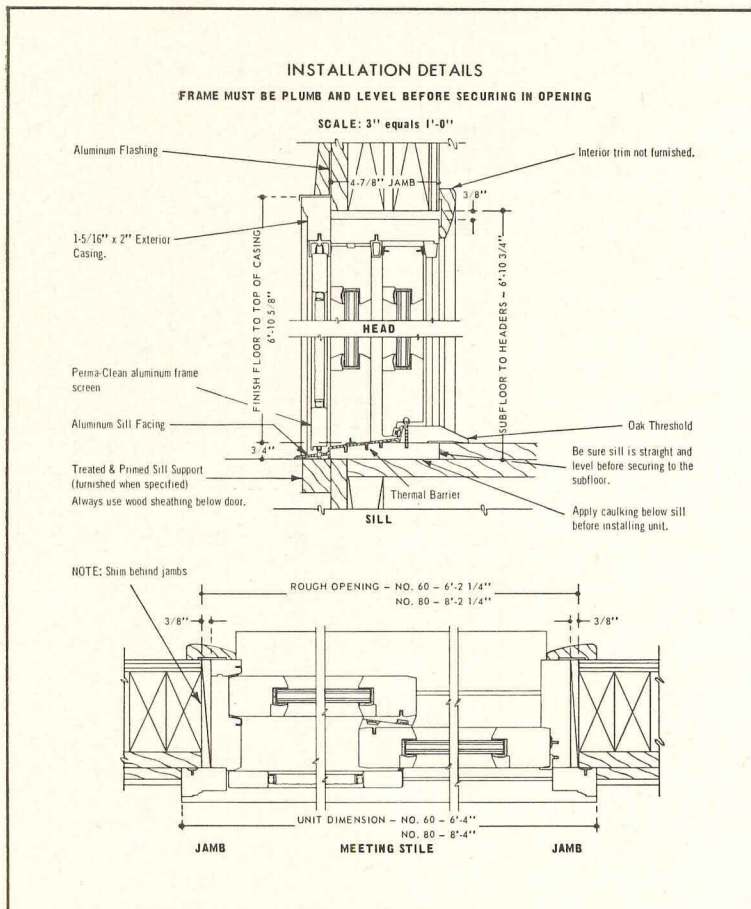
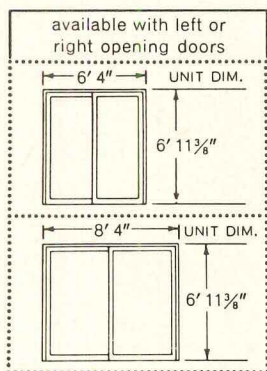

Dual rollers provide **extra-smooth operation**; doors feature a self-contained leveling adjustment. Thermal barrier in anodized aluminum sill reduces loss of heat to outside, checks condensation on inside of sill.


Consider a new Andersen Gliding Door for the plans on your drawing board right now. You can get a **complete demonstration** at your nearby Andersen distributor. Ask for a descriptive bulletin and tracing details.

Andersen Windowalls
TRADEMARK OF ANDERSEN CORPORATION

America's Most Wanted Windows

ANDERSEN CORPORATION • BAYPORT, MINNESOTA





McKinney Forged Iron

ELEGANCE IN
HARDWARE


Graceful lines, beautiful finish with unsurpassed quality are evident in every piece of McKinney Forged Iron Hardware. Creative design in traditional architecture demands this unequalled elegance. Next time consider . . . then specify for the whole job fine McKinney Forged Iron Hardware . . . choice of quality-conscious consultants.

McKINNEY

SCRANTON, PENNSYLVANIA 18505 / IN CANADA:
McKINNEY-SKILLCRAFT LTD., TORONTO 3, ONT.

Product Reports

continued from page 266



STEEL SHELVING

A completely new line of steel shelving has been added to the company's range of storage equipment. An unusual feature of the *Equipto V-Grip* line is the upright, which is triangular in shape and provides a common support for two adjoining shelving units. The company claims that this formation has great structural advantages in that it combines the strength of angular steel with factors of economy, convenience and ease of assembly. The shelves have corners which are formed at angles of 45 deg. This angle, which corresponds to that of the upright, prevents storage items from catching as they often do in the 90 deg. angle of ordinary uprights. All shelves are double flanged on all four sides for strength and rigidity. They will carry up to 2000 pounds with an ample safety margin. *Equipto, Aurora, Ill.*

CIRCLE 318 ON INQUIRY CARD


AUTOMATIC LIGHTING CONTROL

A series of on-off controls for lighting, combining photoelectric and time control has recently been announced under the name of the *Lighting Control Center (LCC)*. The units, which are designed for use in shopping centers, factories, parking lot and outdoor lighting systems, provide fully automatic control for one or a number of lighting circuits. When several circuits are controlled, varied lighting programs can be set for each circuit. The circuits may be controlled by photoelectric cell alone, by time switch alone, or by a combination of them both. *Lighting Control Division, Tork Time Controls, Inc., Mount Vernon, N.Y.*

CIRCLE 319 ON INQUIRY CARD

For more data, circle 131 on Inquiry Card

This is Amtico's flooring designer, Nancy Mayer, at Il Campidoglio in Rome.



This is our vinyl tile: Amtico Travertine. What a coincidence!

Nancy Mayer did it.
She captured all the warmth and beauty of age old
travertine marble in Amtico Travertine floor tile.
Both solid vinyl and vinyl asbestos.
Nancy travels all over the world searching for unusual
textures and patterns that she can translate into vinyl.
She found Travertine in Rome.
The pattern of the floor at Il Campidoglio was so lovely,
Nancy decided to duplicate it in the room above.
Difficult? No.



She combined Amtico Travertine with
Textura Mosaic vinyl tile.
With a little imagination and Amtico vinyl tile,
you can create custom designed patterns, too.
Send for a free sample of Amtico Travertine
and see the actual tile in person.
That's the only way you can appreciate its remarkable
depth, texture and richness. Otherwise, you'd have to go
a long way to find such beauty and excitement in a floor.
To Il Campidoglio, to be exact.




AMERICAN BILTRITE
RUBBER CO., INC.
DEPT. ART11 TRENTON 7, N.J.


For more data, circle 132 on Inquiry Card

the most exciting ideas take shape in plywood

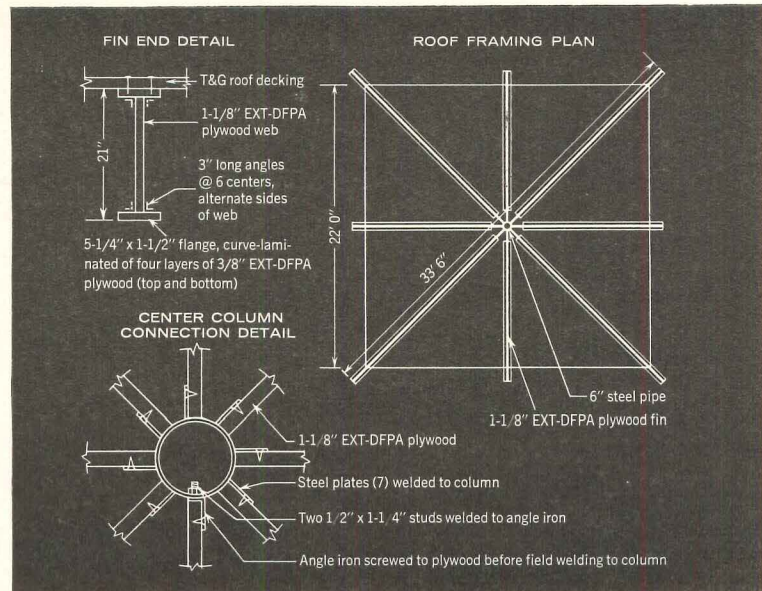




Each roof element in this manmade oasis in the California desert is supported by eight graceful plywood fins. They act as vertical diaphragms cantilevered from a center column. ■ Plywood was used instead of steel to carry out this complex design because: 1. It cost half as much. 2. It is more stable in extremes of desert heat. 3. It could be shaped to fit right at the site with ordinary tools. ■ This church is a typical example of the way plywood can cut costs and do a better job in executing sophisticated designs. For information, write us at Tacoma, Wash. 98401 (USA only).



The new name for Douglas Fir Plywood Association. Quality-tested by the Division For Product Approval.



Bryant style-line outdoor lampholders look good with any type of architecture!

Long-lasting diecast aluminum housing has attractive and durable aluminum paint or black wrinkle finish.

Bryant quality sockets—glazed porcelain, copper, nickel-plated screw shell, spring-loaded center tab—assure reliable, lifetime electrical contact.

Swivel arm with locking teeth keeps lamp aimed in position you preset on full 180° quadrant.

Lampholder is weatherproof, completely factory-wired, with generous lengths of approved outdoor wire leads.

From American Colonial to ultra-modern! And these deluxe lampholders for PAR-38 and R-40 medium base lamps are rugged. The die-cast aluminum housing extends 3" beyond the lamp — a feature which also prevents back halo.

Bryant style-line series lampholders are ideal for restaurants, store fronts, gardens, pools, parking areas. Check all the features which make them the finest you can install anywhere, any time. Write for our new C400 catalog, to our Outdoor Lighting Department.

BRYANT

Bridgeport, Connecticut 06602

J-99001

For more data, circle 133 on Inquiry Card

Office Literature

continued from page 223

LIGHT MEASUREMENT AND CONTROL

The nature of light and how it is measured and controlled are discussed in a new technical publication issued by General Electric's Large Lamp Department. "Light Measurement and Control," is an illustrated publication intended for all concerned professionally with the successful application of lamps and lighting equipment. The booklet contains text, photographs, drawings and tables which cover the nature of light and how we see, the terminology of lighting, the physics and measurement of light, optical methods of light control and the characteristics of materials, finishes and coatings used in lamps and lighting equipment. *General Electric Company, Nela Park, Cleveland, Ohio, 44112**

CIRCLE 409 ON INQUIRY CARD

WINDOW SHADES FOR SCHOOLS

A four-page folder illustrates a number of unusual ways in which window shades can be used to improve the appearance of school classrooms, and at the same time provide the exact amount of light control required for each particular activity. *Joanna Western Mills Company, 22nd and Jefferson Streets, Chicago, Ill., 60616*

CIRCLE 410 ON INQUIRY CARD

CATALOG OF FOLDING FURNITURE

A range of folding tables, chairs, mobile storage racks and trucks for offices, restaurants and institutional use is described in a 28-page illustrated catalog. The catalog provides a full description of each product's physical advantages, dimensions, and shipping and handling weights. Architects' specifications are included where required. The catalog also contains a complete technical description of each product's construction features and the materials used. *Howe Folding Furniture, Inc., 360 Lexington Ave., New York 17, N.Y.*

CIRCLE 411 ON INQUIRY CARD

*Additional product information in *Sweet's Architectural File* more literature on page 290

For more data, circle 134 on Inquiry Card ➔



The weathered color of the exposed steel beams and columns blends harmoniously with the native stone and the surroundings of this Maryland residence.

Rust can be beautiful...



weathering Steel



...a new concept for architects

There is rich, earthy beauty in the color of this unpainted Weathering Steel test panel. Eye-appealing, too, is its fine, pebbly texture.

Over the years, Weathering Steel displays a unique ability to resist corrosion; to heal its own wounds; and to preserve its integrity without maintenance problems or expense.

Architects are finding Weathering Steel aesthetic as well as practical for exposed, unpainted steel members.

What Is Weathering Steel?

Weathering Steel is Bethlehem's Mayari R grade used for exposed, unpainted applications. Mayari R is a high-strength low-alloy steel. It has been widely used in structural, automotive, railroad, marine, and general manufacturing applications where superior corrosion-resistance, lighter weight, or greater strength are primary considerations.

Why Mayari R "Weathers" Well

Over the past 25 years, many thousands of Mayari R specimens have been subjected to atmospheric exposure in widely different localities and environments, including sea-coast, industrial, and rural atmospheres. Naturally there were variations in the results of these tests, but all the tests confirmed the superiority of Mayari R Weathering Steel over plain carbon steel and certain other materials. However, exposed Weathering Steel applications are not recommended in severe industrial or severe marine conditions, nor in buried or submerged situations.

Its tightly adherent oxide coating arrests further corrosion

Exposure tests have also brought out the unusual manner in which Weathering Steel oxidizes. While the rust that forms on plain carbon steel is coarse and free-scaling, Weathering Steel develops a closely grained and tightly adherent oxide coating which locks out moisture and oxygen and effectively prevents further corrosion of the steel.

This oxide ripens into an attractive finish, with its fine, even texture, and its deep brown color blended from grays, purples, and reds. Age further enriches the hue.



0 days

4 days

4 months

10 months

18 months

Another Advantage—Strength

Because of special alloying elements in Mayari R Weathering Steel, the yield point is 40 to 50 per cent higher than that of ordinary carbon steels, and the tensile strength likewise is higher.

Thus a Weathering Steel structure can often be designed with lighter sections to maintain the desired strength; similarly, sections equal to those of carbon steel can often be utilized for substantially increased loads.



Window framing members for the 650-ft 31-story Chicago Civic Center building were designed in Weathering Steel to be consistent with the skin material. Bethlehem roll designers worked to the architects' specifications in designing the cruciform bar section for this application. The section weighs 20 pounds per foot.

*Owner: Public Building Commission of Chicago
Architects: C. F. Murphy Associates; Skidmore, Owings & Merrill;
Loebl, Schlossman & Bennett*



Readily Welded and Fabricated

Mayari R Weathering Steel can be welded by all the usual methods, including electric-resistance, manual-arc, automatic-submerged arc, and gas-welding processes. It is classed as a non-air-hardening steel, and exhibits no appreciable hardening from temperatures normally encountered in welding or fabricating processes. Welding procedures are generally similar to those used with plain carbon structural steels.

For architectural applications, where appearance is a major factor, we recommend the use of a special Mayari electrode. This electrode duplicates the chemistry of Mayari R Weathering Steel and results in a uniform appearance of weld and base metal, even during the early periods of exposure. Mayari R Weathering Steel can also be fabricated by the usual methods used with carbon steels, with only minor variations to allow for its higher strength. It can be readily flame-cut and hot-flanged, and has good machinability. Mayari R bolts and rivets are available.

Special Factors to Consider for Successful Installation

1. **Appearance** of Weathering Steel will vary with duration and type of exposure.
2. **"Rusty Look"** of the steel will prevail for several months, depending on cleanliness of steel and type of exposure.
3. **Staining** of adjacent material must be avoided by proper design and detailing.
4. **Mill scale** must be removed either by pickling or blast-cleaning for uniform appearance.



Steel for Strength



Exposed Weathering Steel accents this new Raw Materials and Chemical Engineering Building at Bethlehem's Homer Research Laboratories, Bethlehem, Pa.

Architect: Smith Smith Haines Lundberg and Waehler.

Send for Specification Sheet

Our new Descriptive Sheet 2072, "Specifications for exposed unpainted Mayari R Weathering Steel" contains much information which will be helpful to you in the writing of material specifications. We will be glad to send you a copy; the coupon is for your convenience.



BETHLEHEM STEEL

Advertising Department, Room 1047
Bethlehem Steel Co.
Bethlehem, Pa.

Please send me your Specification Sheet on
Weathering Steel (Descriptive Sheet 2072).

Name _____

Firm _____

Address _____

City _____ State _____



A RōWAY door belongs in any plan you create

RōWAY Overhead Doors belong to any plan you may have in mind . . . and for several reasons. Obviously, strength, ease of operation and economy are important RōWAY features.


What about the **appearance** of an overhead door when considering the plan you have created?

Does it enhance the style of architecture being used? RōWAY will.

Does it fit in with your design? RōWAY will. There are no restrictions, no contrasts, no eyesores when you specify RōWAY Overhead Doors.

there's a RōWay for every Doorway!

COMMERCIAL • INDUSTRIAL • RESIDENTIAL




ROWE MANUFACTURING COMPANY
Department AR1164, Galesburg, Illinois



For more data, circle 135 on Inquiry Card





At work in Los Angeles: THE ARMSTRONG LUMINAIRE CEILING SYSTEM

The industry's first totally integrated ceiling system lights, cools, heats and quiets this large sales and display office building.

Architects and owners are fast discovering how Luminaire fits readily into almost any design situation.

This recently remodeled office building is a good example. In sales areas, the Armstrong Luminaire Ceiling System lights product displays to maximum advantage. Over the drafting areas, it illuminates so well no additional desk lamps are needed. In public areas, the system creates a dynamically beautiful atmosphere for entertaining and client consultation. And while providing more efficient light, the system delivers uniform, draft-free conditioned air to each area, quiets better than conventional flat acoustical ceilings.

The Luminaire System encourages individual ceiling designs. Flat ceiling panels can be placed between rows of lights or perpendicular to them. Specially adapted for ceiling-high partitions, the system allows almost limitless layout flexibility.


Luminaire is a simple system. Each module is its own light- and air-distribution source. You order from one supplier. All components are supported from one grid. Maintenance is virtually nil. Even when shielded, as here, lamps are easily accessible for cleaning and replacement.

These offices use 384 Luminaire 48" modules and 44 Luminaire 50" modules; all have two-lamp fixtures. The area shown at left is lighted to 175 footcandles. (With the Luminaire System, lighting levels can range from below 50 footcandles to well over 200.) For complete information on both the A-50 and B-48 Systems, write to Armstrong, 4211 Rock Street, Lancaster, Pa.

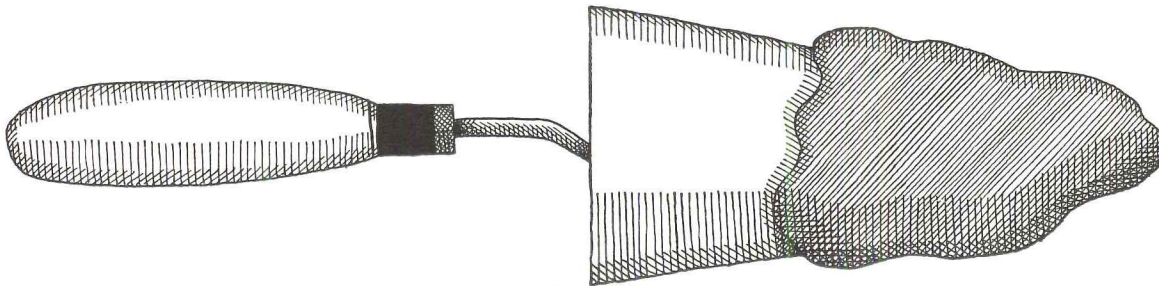
Elster's Office Building, Hollywood, California
Engineers & Architects: George J. Fosdyke & Assoc., Los Angeles, Cal.
Consulting Engineer: Elster's Air Conditioning, Hollywood, Cal.
Comfort Conditioning Specialist: V. A. Bradshaw,
 Dept. of Water & Power, City of Los Angeles
Interior Designer: Elster's (Contract Furnishings Dept.), Hollywood, Cal.
Ceiling Systems Contractor: Mastate Acoustics, Inc., N. Hollywood, Cal.

Ceiling Systems by **Armstrong**

For more data, circle #1 on Inquiry Card.





Dam those joints



with waterproofed mortar

Atlas Masonry Cement makes good workmanship easier.

Mortar joints are a logical line of attack for water. Sometimes they allow moisture to pass into or through the wall . . . causing damage. The fault may lie in materials, workmanship, or both.  Atlas Masonry Cement helps minimize this problem. During manufacture, it is interground with a special water-repellent additive that helps produce a strong, watertight mortar joint.  Masons know that waterproofed Atlas Masonry Cement assures mortar uniformity — in workability, color, strength and yield, batch after batch. Everything, except sand and water, is delivered in one bag. Proportioning errors are minimized. It exceeds rigid ASTM and Federal Specifications. Good masonry workmanship comes easier with this product of Universal Atlas Cement, 100 Park Avenue, New York, N. Y. 10017.



Universal Atlas Cement
 Division of
United States Steel

"USS" and "Atlas" are registered trademarks. H-96


For more data, circle 136 on Inquiry Card

K-12 BY K-S-H IS READY. SO UNIQUE IT WILL BE THE NEW "STANDARD"

We have good reasons for being so enthusiastic about K-12! You see, it's our new lens that's superior to K-5 which has been the most widely imitated panel in lighting for many years. K-12 will cost you less but it will provide even better light control. The K-12 pattern is as simple and basic as K-5 but the prisms are square on a diagonal axis. It transmits as much or more light but still maintains excellent low brightness . . . glare-free at the luminaire and working surface. Hides the lamp image better, too. In $\frac{1}{8}$ " polystyrene or acrylic.

The lens represents only a small fraction of lighting costs, yet it controls the total result. Specify K-Lite by K-S-H. Available from most major fixture manufacturers.

K-S-H PLASTICS, INC.
10212 Manchester • St. Louis, Mo. 63122



*creating new concepts
for beauty and quality
in lighting*

KSH

KLITE[®]
LIGHTING PANELS

← For more data, circle 137 on Inquiry Card

For more data, circle 138 on Inquiry Card



DAVE BRUBECK
&

CONTEMPORARY
POST AND BEAM



Pianist Dave Brubeck wanted his new Connecticut home to be as avant-garde as the cool chords of his famed jazz quartet. Architects Lawrence Michaels and David Thorne translated the theme into this contemporary post-and-beam combination of wood, stone, glass, and steel. Secret of the airy, open appearance: USS NATIONAL Hollow Structural Tubing exposed and painted, that supports roofing, flooring, canopy, and even windows.

Wooden structural members for the long open spans would have been too massive for the desired effect. By using square and rectangular steel tubing, the architects retained traditional—but slimmer—post-and-beam appearances. Perhaps the best description of the over-all impression came from one of Brubeck's sons in a school essay about "The

Home I Live In." Young Brubeck called it a "castle with the gloom taken out."

The Brubeck house—with about 10 tons of USS NATIONAL Hollow Structural—is one of the first major residential uses of this versatile new member, but architects have used exposed structural tubing for everything from branch banks to neo-Gothic churches to World's Fair pavilions. With efficient design, structural tubing can often reduce steel requirements by more than 30%.

Structural tubing accepts bending stresses in several directions and is used as posts, beams, columns, rafters and mullions. The flat surface simplifies beam and angle connections, eliminates the need to "box in." Hollow structurals often double as conduit and drain housing, too.

USS NATIONAL Hollow Structural Tubing

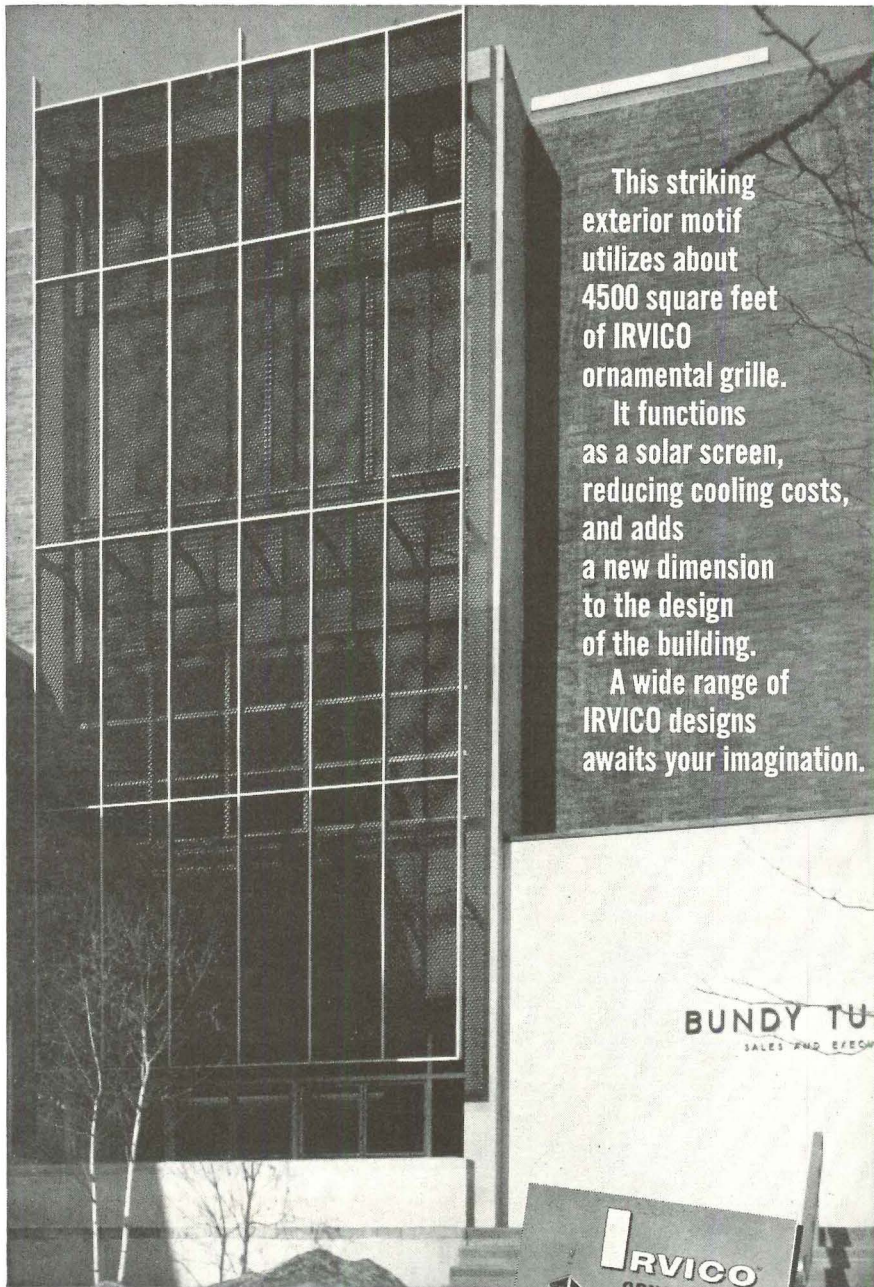
offers advantages not found in any other structural tubing. Corners are sharper. It is manufactured to the closest underweight tolerance in the industry, minus 3½%. Its size range is the widest available, going up to 10" x 10" squares and now to 12" x 6" rectangles. Wall thicknesses range up to 5/8" in some sizes.

For more information on USS NATIONAL Hollow Structural Tubing see our catalog in Sweet's Architectural File, or contact our construction marketing representatives through the United States Steel Sales Office nearest you. (Just for the record, we have a new 22-minute, color-sound movie, "The Shape of Things to Come," available upon request.) Write United States Steel, 525 William Penn Place, Pittsburgh, Pennsylvania 15230. USS and NATIONAL are registered trademarks.



United States Steel






This striking exterior motif utilizes about 4500 square feet of IRVICO ornamental grille.

It functions as a solar screen, reducing cooling costs, and adds a new dimension to the design of the building.

A wide range of IRVICO designs awaits your imagination.

WRITE FOR THE FULLY ILLUSTRATED COLOR BULLETIN, "ORNAMENTAL GRILLES FOR ARCHITECTURAL INTERIOR AND EXTERIOR APPLICATIONS".



IRVICO[®]

IRVING SUBWAY GRATING CO., Inc.

ORIGINATORS OF THE GRATING INDUSTRY

Offices and Plants at

50-62 27th ST., LONG ISLAND CITY 1, N. Y.
1862 10th ST., OAKLAND 20, CALIFORNIA

For more data, circle 140 on Inquiry Card

Office Literature

continued from page 274

WELDED AND SEAMLESS STEEL TUBING

A new general catalog, No. CS-65, published by Ohio Seamless Tube Division of Copperweld Steel Company, covers the company's complete product range of electric resistance welded and seamless tubing in carbon and alloy steels for mechanical, structural and pressure applications. Tables are used to show tolerances (including new tolerances now applicable to Ohio's Drawn Over Mandrel ERW steel tubing). Comparative charts show a wide range of sizes in both seamless and welded products. Available materials and grades are listed and explained. A special section illustrates the wide variety of formed tubular parts produced by forging and fabricating operations. *Product Information Service, Ohio Seamless Tube Division of Copperweld Steel Company, Shelby, Ohio, 44875*

CIRCLE 412 ON INQUIRY CARD

RANGE OF MATS AND RUNNERS

A new catalog on floor matting for commercial, industrial and institutional use has just been made available. Included in the catalog are full information and illustrations of mats, runners, stair treads and floor tiles. Types of products covered include non-slip matting scrapeage, matting to improve sanitation, mats for floors and entrances, and runners for carpet protection. *American Mat Corp., 1986 Adams St., Toledo, Ohio, 43602*

CIRCLE 413 ON INQUIRY CARD

COLORED MASONRY CEMENT

Medusa's new brochure includes photographic color reproductions of 40 of the wide range of colors in which Medusa custom color cement is available. Also included are colored illustrations to show how the total color effect of a one color brick wall can be improved by simply varying the color of the mortar. The catalog also contains information on the company's color service and a specifications guide. *Medusa Portland Cement Company, P.O. Box 5668, Cleveland 1, Ohio*

CIRCLE 414 ON INQUIRY CARD
more literature on page 296

tuff-lite epoxy wall matrix

New Tuff-Lite Epoxy Matrix allows greater freedom than ever in design using exposed aggregate. So light, it imposes no structural limitations. Just a $\frac{3}{8}$ " base replaces heavy pre-cast concrete for aggregate. Superior bonding strength allows aggregate to be more fully exposed, giving greater depth and dimension in the finished appearance.

Tuff-Lite can be applied over concrete, brick, wood, foam . . . on interiors and exteriors, around corners and columns, in new construction and remodeling.

Tuff-Lite is available in pre-cast panels that can be nailed and sawed or in components that can be mixed and applied at the job site.

The finished Tuff-Lite wall is self-cleansing and color-fast; unchanging with age. It resists weather extremes and is unaffected even by 40° below zero temperatures. No maintenance is required.

SEND FOR FREE BROCHURE

This colorful folder shows the dramatic effects you can get using Tuff-Lite Epoxy Matrix. Shows simple installation techniques. Write to:




H. B. Fuller Company


1150 Eustis Street, St. Paul, Minnesota 55108

a totally new concept in exposed aggregate


**SO LIGHTWEIGHT — IT'S
OPENING EXCITING AREAS OF USE**



It takes corners



... or curves.




Pre-cast panels . . .



or on-site applications.



For more data, circle 142 on Inquiry Card



*Communications
...a simple
problem in
YESTERDAY'S
HOSPITAL*

but, how about today's modern complex facilities?



**DUKANE
HAS THE
ANSWER!**

DuKane does far more than engineer and manufacture hospital communications systems second to none. Through your local DuKane Franchised Distributor, you can take advantage of communications planning assistance. As a hospital communications expert, he can eliminate your costly

guesswork, integrate systems for total hospital communications coverage, acquaint you with advantageous lease purchase plans, etc. A few of the systems in his depth of line are shown below. Call him today for full details with no obligation!

"ALL-IN-ONE" AUTOMATIC HOSPITAL COMMUNICATIONS SYSTEMS

Answer patient calls . . . relay to staff for action . . . automatically monitor critical patients . . . answer emergency calls . . . staff-to-staff communications . . . paging . . . contact patients . . . all with the speed of light . . . DuKane push button or simple two digit dialing.

AUDIO-VISUAL NURSES' CALL SYSTEM

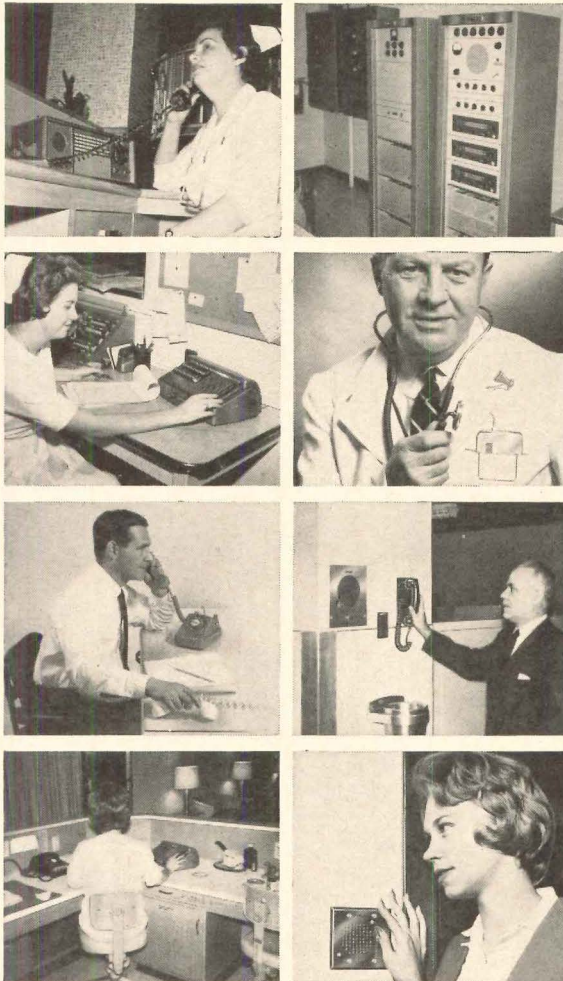
Answer patient calls . . . relay to staff for action . . . emergency call alert and answering . . . staff-to-staff communications . . . patient contact . . . all with the speed and simplicity of DuKane fingertip push button control.

ADMINISTRATIVE PRIVATE AUTOMATIC TELEPHONE SYSTEM

Fast, DuKane automatic and private telephone contact . . . talk direct to key personnel without switchboard delay . . . eliminate irritating delays . . . reduce call backs . . . keep outside lines free for important incoming or outgoing calls.

DEPARTMENTAL INTERCOM

Instantly locate and contact key staff personnel . . . rapid relay of important information . . . tie together all areas . . . even remote ones . . . eliminate irritating patient and staff delays . . . immediate contact with DuKane push button simplicity.



PROGRAM/PAGING SYSTEMS

Condition hospital atmosphere to rapid recovery or convalescence through music/program distribution . . . total hospital paging coverage . . . individual complete patient program control with DuKane Multi-Function Pillow Speakers. Rack mounted paging/program distribution units with AM/FM radio tuners and 4 speed record player are centrally located.

DOCTORS' POCKET PAGER

Locate doctors instantly anywhere in the hospital facility—even on elevators. Easily tied into overall paging system . . . compact unit readily fits into doctor's pocket. Improves patient care . . . increases overall flexibility.

DOCTORS' REGISTER SYSTEM

Automatically or manually registers doctors in or out . . . simple flip of switch or easy two digit dialing—also alerts doctors of awaiting urgent messages—strategically located—multiple locations, if desired. Choice of styles.

NURSE-DORMITORY COMMUNICATIONS SYSTEMS

Instantly contact resident personnel . . . relay information . . . announce guests . . . security control of dormitory doors . . . no complicated switching, buzzing, or elaborate callboards . . . master telephone with 2 or 3 digit dialing . . . room stations merely press button-to-talk.

CLIP AND ATTACH TO YOUR LETTERHEAD FOR PROMPT SERVICE—NO OBLIGATION



COMMUNICATIONS SYSTEMS DIVISION
DUKANE CORPORATION
DEPT. AR-114 • ST. CHARLES, ILLINOIS 60174

- "ALL-IN-ONE" AUTOMATIC HOSPITAL COMMUNICATIONS SYSTEMS BULLETIN
- AUDIO-VISUAL NURSES' CALL SYSTEM BULLETIN
- PRIVATE AUTOMATIC TELEPHONE SYSTEMS BULLETIN
- INTERCOM SYSTEMS BULLETIN
- PROGRAM/PAGING SYSTEMS BULLETIN
- AUTO REGISTER SYSTEMS BULLETIN
- MULTI-RESIDENT COMMUNICATIONS SYSTEMS BULLETIN

NAME _____

TITLE _____

HOSPITAL OR AFFILIATED ORGANIZATION _____


ADDRESS _____

CITY _____ COUNTY _____ STATE _____

For more data, circle 143 on Inquiry Card

MEDALIST


the only
architecturally
styled
combination
devices



Designed to complement the clean, crisp look of today's interiors. Available in a full range of duplex specification grade heavy duty devices including receptacles, pilot lights and combinations with A.C. quiet switches.

This is only one of many exciting new features of the Medalist line of wiring devices that is setting a new standard of excellence in the industry.

Write for complete specifier's catalog.



MEDALIST: A PRESTIGE PRODUCT LINE OF SLATER ELECTRIC INC., GLEN COVE, N. Y.

For more data, circle 144 on Inquiry Card

Office Literature continued from page 290

CAST ACRYLIC TUBES, RODS AND BLOCKS

Complete design, application and fabrication data on *Cadco* cast acrylic shapes is supplied in an eight-page illustrated manual called "Cast Acrylic Tubes, Rods, and Massive Castings." These shapes are widely used in the production of lighting fixtures, architectural detailing and decoration.

Physical and mechanical properties of cast acrylic shapes and their resistance to chemicals are charted. A special graph illustrates burst resistance of acrylic tubing of various wall thickness. The text outlines optical and light transmission properties, dimensional stability and strength, and resistance to chemicals, weather and ultraviolet radiation.

Fabrication techniques are discussed including machining, cementing and finishing. A special section examines hot forming of rods and tubing, a relatively new process in this country. *Cadillac Plastic & Chemical Co., 15111 Second Avenue, Detroit, Mich., 48203*

CIRCLE 415 ON INQUIRY CARD

RADIO INTERCOM SYSTEM

An eight-page full-color catalog describes the new *Model 8409* deluxe radio-intercom system. Included in the new catalog is a complete description of the all-transistor system, with use photos, wiring diagrams, specifications, installation details and data on available accessories. *Fasco Industries, Inc., Rochester, N.Y.*

CIRCLE 416 ON INQUIRY CARD

ALL-PURPOSE CHANNELS SUPPORT EQUIPMENT

A wide range of galvanized steel Channel Bars for support of mechanical and electrical equipment is the subject of a new illustrated catalog.

Information contained in the catalog bulletin is supported by tables listing load deflections for simple spans, photographs and typical installation drawings. *Steel City Division, Midland-Ross Corp., 1207 Columbus Av., Pittsburgh, Pa., 15233*

CIRCLE 417 ON INQUIRY CARD

*Additional product information in *Sweet's Architectural File*



"Rather
primitive
heating,
what?"

There's no reason to get into a stew over heating problems when you can get all the facts about modern heating practice at the Heating & Air-Conditioning Exposition.

At the exposition you can obtain first-hand information and money-saving tips on new heating equipment as well as the latest developments in refrigeration, air conditioning and ventilation equipment.

Over 500 fact-filled displays, staffed by top executives and key technical personnel, will provide you with information concerning more efficient methods of installation, maintenance techniques, use of related equipment, and anything they know from which you can profit.

Keep up with new developments for domestic, commercial and industrial applications. *Plan your visit now!*

1113


17th International Heating & Air-Conditioning Exposition

HEATING • REFRIGERATION
AIR CONDITIONING • VENTILATION
Auspices Membership of ASHRAE
Management: International Exposition Co.,

JANUARY 25-28, 1965
McCORMICK PLACE - CHICAGO

For more data, circle 145 on Inquiry Card

If you like the look of wool,



specify Acrilan.[®]

Because Acrilan looks like wool. Even feels like it. But wool can only act like wool. While Acrilan acrylic fiber has been developed specifically to do what wool cannot. Acrilan is more resilient than wool. More durable. Tests prove that at a traffic level of 64,000 impressions, Acrilan loses only 15% of its pile height, while wool loses 30%.



Acrilan is easier to maintain than wool; stains cannot penetrate the fiber. Colors last longer. And Acrilan is inherently mothproof, mildew proof, non-allergenic. All of which wool is not. For more facts, figures, performance data on carpeting made with Acrilan in the pile, write Contract Carpet Merchandising, Chemstrand, 350 Fifth Ave., N.Y. 1, N.Y.

THESE ARE AMONG THE MILLS NOW LICENSED BY CHEMSTRAND: FOR ACRILAN: BARWICK, BIGELOW, CABIN CRAFTS, CALLAWAY, CORONET, CRESTLINE, DOWNS, FORREST, HARDWICK AND MAGEE, HIGHTSTOWN, KARAGHEUSIAN, JAMES LEES, LOOMWEVE, MAGEE, MASLAND, MONARCH, PHILADELPHIA CARPET, ROXBURY, WUNDA WEVE. IN CANADA: HARDING CARPETS. CHEMSTRAND • GENERAL OFFICE: 350 FIFTH AVENUE, NEW YORK 1 • DISTRICT SALES OFFICES: NEW YORK 1; AKRON, OHIO; CHARLOTTE, NORTH CAROLINA • CANADA: CHEMSTRAND OVERSEAS, S.A., TORONTO • CHEMSTRAND MAKES ACRILAN[®] ACRYLIC FIBER AND CUMULOFT[®] NYLON FOR AMERICA'S FINEST MILLS. CHEMSTRAND, A DIVISION OF **Monsanto**

...for elegance


monolithic
reinforced
concrete is the
architects' design
material


The coming of age of architecture in America lets architects exercise with complete freedom their artistic talents for highly creative building design.

In this architectural evolution, monolithic reinforced concrete is the preferred construction material. It can be molded freely into any contour and shape, and eliminates the many design restrictions imposed by all other construction methods for the achievement of architectural elegance, individuality, and sculptured form.

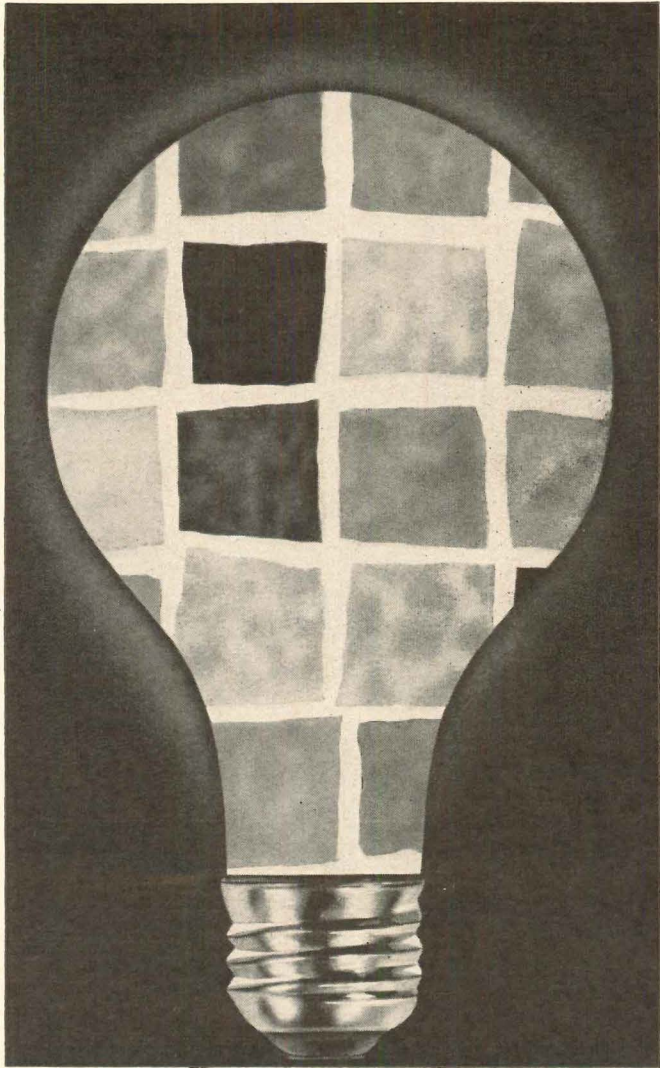
Decide now to utilize the great design opportunities of monolithic reinforced concrete in your next building. Through the use of this steel reinforced construction method, you can enjoy the same broad design latitudes of designers in all other creative fields.

North Shore Congregation Israel, Glenview, Illinois
Architects: Minoru Yamasaki & Associates, Birmingham, Michigan
Resident Architects: Friedman, Aischuler and Sincere, Chicago, Illinois
Structural Engineers: Worthington, Skilling, Helle & Jackson,
Seattle, Washington
General Contractor: George A. Fuller Company, Chicago, Illinois





CONCRETE REINFORCING STEEL INSTITUTE
228 North La Salle Street • Chicago, Illinois 60601



BRIGHT IDEAS IN TILE

NEED SOME bright ideas to make a new building sparkle ...to give it a touch of distinctive beauty and individuality? Why not let the Cambridge Design Staff suggest how permanent, colorful ceramic tile can do just that. This special Cambridge design service is available to all architects and decorators...without cost or obligation. Whether you need design suggestions for a special wall area or have an intricate mural that is ready for execution in ceramic tile, our design staff, under the direction of George Limke, is anxious and ready to serve you. Send us your plans or elevations for suggested tile applications or let us put your tile designs into layout form. Address your inquiry to Dept. AR-411.

THE CAMBRIDGE TILE MFG. CO.

P.O. Box 71
Cincinnati, Ohio 45215

Producers of SUNTILE wall and floor tiles, SUNTILE mosaics, HORIZON tile and CERATILE 800.

Member of
The Tile Council of America



For more data, circle 147 on Inquiry Card



The new look of luxury that speaks in a whisper

Low silhouette! Elongated bowl! Quieter by far! That's the new Case No. 4100 Silhouette. The price? Just \$123.95*! Yet what features! Positively will not overflow. Flushes on 14 quarts of water. Operates on as little as 15 pounds pressure. Comes in 50 colors, plus sparkling black. Want more details? See Sweet's (26A) or write direct.

*Suggested consumer price in white

CASE MANUFACTURING
Division of Ogden Corporation
Dept. AR-114, Robinson, Illinois




For more data, circle 148 on Inquiry Card

MAIN LINE

SHELVING

FOR EVERY PURPOSE

Main Line offers over 385 possible models and styles of shelving. Send for your free copy of the new 12 page, 2-color catalog, illustrating many models, assembly instructions and construction features—fill in the coupon below.



SOUTHERN EQUIPMENT CO. • P. O. Box 7115 • St. Louis, Mo. 63177

Please send the new MAIN LINE Catalog

NAME _____ TITLE _____
COMPANY _____
ADDRESS _____
CITY _____ STATE _____ ZIP CODE _____

For more data, circle 149 on Inquiry Card

SIMPSON BREAKS

THE SOUND BARRIER

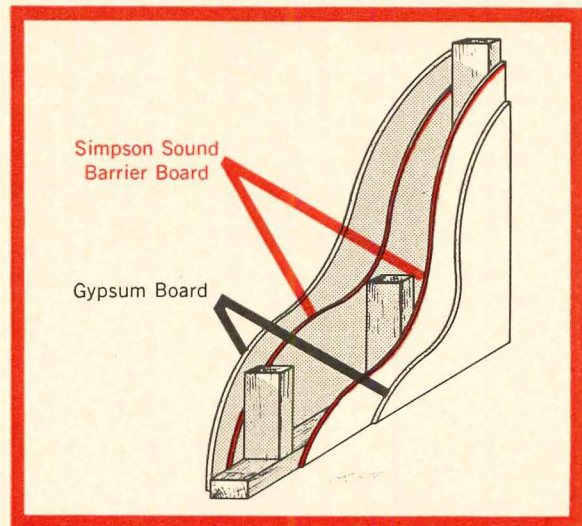
one hour fire rated

NEW **PyROTECT** SOUND BARRIER BOARD solves the problem of low-cost, fire-rated wall and partition systems with high sound deadening values.

Most 1-hour rated systems require nailing or clipping procedures which allow undesirable sound transmission, but with this new Simpson system, contractors and builders can achieve both desired ratings without prohibitive cost. Normal in-line wood stud wall construction (2' x 4's at 16" o.c.) can now attain a full 1-Hour Fire Rating plus Sound Transmission Class meeting most of the new requirements.

Application is Easy

PyROTECT Sound Barrier Board is applied directly to studs by nailing at 24" spaces on all studs. Gypsum joint compound is applied to the back of 5/8" Type X Gypsum board in 6" wide combed strips 2" in from edges around perimeter and vertically down the center line. The gypsum board is then laminated to the wall by face-nailing with 8-penny cooler nails at 24" intervals around edges and at third points on



intermediate studs. All vertical joints are finished in the normal way. This system gave an STC rating of 45 and when tested according to ASTM E119 achieved a 70-minute load-bearing fire rating plus the hose stream, double-load test. For full information on this remarkable new product, see your Simpson Building Products supplier or write to the address below.




SIMPSON TIMBER COMPANY

2041 Washington Building, Seattle, Washington 98101



For more data, circle 150 on Inquiry Card



**They put the heating and air conditioning on the roof
to save money.**

**They used multiple units
to save money.**

**They specified Janitrol
to save money.**

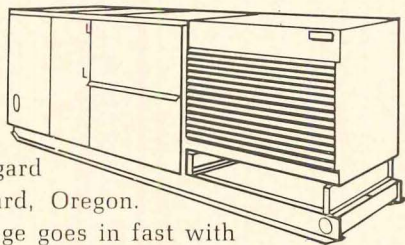


Saving money has always been part of the "specs" with us at Janitrol.

Case in point: Eight roof-mounted Janitrol Skyliners at the W. T.

Grant Company, Tigard Shopping Plaza, Tigard, Oregon.

The Skyliner package goes in fast with less labor. Equipment is shipped completely factory assembled, tested, charged, wired, ready to install. No water cooling towers, refrigerant piping or equipment rooms needed. Not a single cubic foot of usable inside space taken up. Conditioned air is circulated through a ceiling diffuser located beneath the unit or into a ducted system.



One or more Skyliner units can be used to provide zone-controlled comfort, with each Skyliner controlled by its individual thermostat.

A wide range of models fit the demands for each zone . . . allows more efficient utilization of heating and cooling capacity; cuts operating costs.

The Skyliner is completely enclosed in a weather-proof, insulated, low silhouette, aluminized steel cabinet.

Detailed information on Janitrol's complete line of heating and cooling equipment is available through your local Janitrol district manager or franchised Janitrol dealer. The name's in the Yellow Pages.

JANITROL DIVISION
Midland-Ross Corporation
Columbus, Ohio Phoenix, Arizona



Janitrol gives you more to work with

For more data, circle 151 on Inquiry Card

HOW WILL LABOR ATTACK RESEARCH FOR BUILDING?

For the British construction industry, one of the key questions about the Labor Government will be what attitude it will take toward the programs instituted during the last two years by the Conservatives following

their reorganization of the Ministry of Public Building and Works.

The object of the reorganization was to encourage the modernization of the building industry by ensuring that Government building projects—a major factor in British construction—were deliberately and consistently based on the most efficient and effective programming, planning, design and construction procedures. These efforts seemed to be leading to even more intensive coordination of an already rather impressive

building research program.

Charles Pannell, the new Minister, inherits the same problems as were faced by his predecessor, Geoffrey Rippon, but he also inherits a radically reorganized Ministry with which to tackle them.

In Britain, as in many other parts of the world, the construction industries are now facing the task of dramatically expanding their output, but with virtually no increase in the labor force. If they are successfully to meet this challenge, the industries and the professions associated with them must develop and make the maximum use of modern techniques and materials. Recognizing the scale on which modernization was needed, the Conservative Government decided that the initiative in the national effort must come from within its own organization. It was essential for the Government to give a strong lead by using the full "weight of its building operations to help make known and exemplify the best planning, contracting and constructional procedures."

In order to achieve this end, a much greater concentration of forces was necessary, and in 1962 the Government embarked upon a program of major reorganization of the departments concerned with construction. The first decisive step in the campaign was the appointment in June 1962 of Geoffrey Rippon, the youngest and most energetic Tory Minister, as Minister of Public Building and Works. Under the Minister's leadership, it was proposed to concentrate the efforts of the four largest government works organizations—the Works Departments of the three services and the Ministry of Public Building and Works—by merging them into one integrated Ministry, which would be responsible for carrying out the great bulk of the constructional work directly undertaken by the Government.

This merger, which took place in April 1963, in effect demanded the creation, within the Ministry of Public Building and Works, of a wholly new Works and Supplies Organization, with an annual expenditure of some 250 million pounds. Details of the policy and framework of the new organization were set out in a Government White Paper (Command No. 2233) which was presented to Parliament last December.

continued on page 312

FOR SAFER, MORE COMFORTABLE, ENJOYABLE
Living



NEW TALK-A-PHONE
ALL-TRANSISTOR
HOME INTERCOM-RADIO SYSTEM

Everyone in the family will enjoy the comfort, convenience, and peace of mind this system provides. From any room in the house you can...

- Listen-in on baby, children, or sick room.
- Answer outside doors without opening door to strangers.
- Talk to anyone—upstairs and downstairs, inside and out.
- Enjoy radio in every room with the simple flick-of-a-switch.

Distinctively styled. Beautifully finished in richly blended gold, polished and satin silver tones. Easily installed in any home. Built-in and surface-mounted models available.

TALK-A-PHONE . . . "Has Everything. Does Everything." The accepted standard of quality and dependability in Intercommunication for over a third-of-a-century.

IN OFFICE AND INDUSTRY . . . Talk-A-Phone fulfills virtually every Intercom need. Gives you instant and direct two-way conversation between any two points. Saves thousands of man-hours, simplifies office routine. Distinctively styled, ruggedly built to withstand continuous day and night use. Pays for itself many times over.


IN APARTMENT HOUSES . . . Provides instant and direct 2-way conversation between any Apartment and Vestibule in buildings of any size. Whispers, shouts and normal voice are heard clearly under any conditions. Greater performance with these exclusive Talk-A-Phone features:

- Ample volume without "boom" • Automatic privacy
- Individual volume selection for each apartment • Built-in buzzer • Naturalness of tone • Simplicity of operation.

Send for Free Catalogs... Dept. AR-11
TALK-A-PHONE CO., 5013 N. Kedzie Ave., Chicago 25, Illinois

For more data, circle 152 on Inquiry Card

NOW AVAILABLE!



1965 EDITION SPECIFICATIONS AND LOAD TABLES FOR HIGH STRENGTH OPEN WEB STEEL JOISTS

including:

- J-SERIES** joists made from 36,000 PSI minimum yield strength steel.
- LA-SERIES** longspan joists compatible with the J-Series
- H-SERIES** high-strength joists made from 50,000 psi minimum yield strength steel.
- LH-SERIES** longspan joists compatible with the H-Series

Here's all the information you need for fast and accurate specification of joists to carry uniform loads on spans up to 96 feet. Send coupon today for your copy of this practical, up-to-the-minute, 36-page reference manual from the Steel Joist Institute.

STEEL JOIST INSTITUTE

Washington, D. C. 20036



STEEL JOIST INSTITUTE

DuPont Circle Bldg., Washington 6, D. C.

Please send me a complimentary copy of the 1965 Edition of Specifications and Load Tables

NAME _____


FIRM _____

ADDRESS _____


CITY _____ STATE _____ ZIP _____

6410


For more data, circle 153 on Inquiry Card




1. To insulate masonry walls economically:




2. Remember Styrofoam® FR insulation board and specify it. It prevents moisture absorption and migration; keeps its low "k" factor (0.26) permanently.



5. Take wallboard. (No vapor barrier, no furring. You get a solid, insulated wall at almost the same cost as a furred, uninsulated wall.)




6. Styrotac goes on. Take your last look at Styrofoam FR.




3. Spot-apply Styrotac® bonding adhesive.



4. Press Styrofoam FR into place. It installs fast, stays dry for year-round comfort.




7. Wallboard goes up. Finished wall (8-in. concrete block, 1-in. Styrofoam FR) has "U" factor of 0.16.



8. OK. Now forget it. Styrofoam FR won't absorb water, won't let moisture pass, won't need attention—ever! Any questions? See Sweet's Arch. File 10a/Do. The Dow Chemical Company, Midland, Mich.



For more data, circle 154 on Inquiry Card



CONSULTING ENGINEER: MADLEY & WINANS, BROWNSVILLE, TEXAS • ARCHITECT: BURKHART, TANIGUCHI & FORD, HARLINGEN, TEXAS • GENERAL CONTRACTOR: HAROLD HENDRICKS CONTRACTING CO., MCALLEN, TEXAS
MECHANICAL CONTRACTOR: COASTAL ENGINEERING CO., SAN BENITO • SCHOOL ADMINISTRATOR: J. F. TOWNLEY, SUPERINTENDENT

New campus-type school in the old Rio Grande Valley...kept cool by Carrier Gas-powered air conditioning

Pharr, Texas, down in the Rio Grande Valley, boasts an unusual new campus-type high school. The diversity of individual building loads—and the extreme temperature range—presented a real heating and cooling challenge. Solution: Pharr-San Juan-Alamo Senior High School was equipped with Carrier Gas-powered absorption refrigeration and a Multi-Zone Weathermaker® system. The central plant furnishes efficient heating and cooling through a water distribution system to classroom buildings and auditorium.

Because the same Gas-fired boilers used for heating also power the refrigeration equipment, installation and operating costs were at a minimum. And Gas costs are lowest of all fuels. Once again, Gas is proved the most efficient, dependable and economical power source for year-round air conditioning. For more information, call your local Gas Company. Or write Carrier Air Conditioning Company, Syracuse 1, N.Y. AMERICAN GAS ASSOCIATION, INC. **For heating and cooling... Gas is good business**




SEE THE CARRIER GAS-POWERED ABSORPTION OPERATING EXHIBIT AT THE FESTIVAL OF GAS PAVILION—NEW YORK WORLD'S FAIR 1964-1965.

For more data, circle 155 on Inquiry Card

WHY ACCEPT STOCK PLYWOOD PANELS?

Eggers custom crafted plywood doesn't cost that much more. (In fact, Eggers may even save you money by eliminating the waste of cutting stock panels to size.) But Eggers custom crafted plywood panels give you so much more — look so much better — outwardly demonstrate the care and attention you've given to the entire building. Eggers offers you real design opportunity for interior expression that can't be obtained from stock panels. Discover how Eggers will custom craft just the paneling effect you want. Incidentally, if you insist on stock panels, we make them, too.

EGGERS
CAN
HIT
YOU
WHERE
YOU
LIVE




Write for Eggers Custom Craft Plywood Paneling Booklet (a useful reference guide for specifying the effects you want).

This booklet tells and illustrates how you can specify: that doors match panels; that transoms match doors; that panels match panels regardless of height of panels (up to 16 feet). How, with Eggers, you may specify the color, grain, texture of the filch for panels... the veneer match (book, slip, random, etc.)... the panel face match (running, center or balanced)... the panel construction. Why accept stock panels? Eggers will custom craft plywood to your exact design.


Eggers Plywood Company of Two Rivers, Wisconsin / Phone 414-793-1351

For more data, circle 156 on Inquiry Card



High above the lobby, Sylvania's Sylva-Lume System provides diffused, shadow-free illumination to the reception area below.


Sylvania Fixtures 'Light U




2' x 4' Sylva-Flo Troffers combine the functions of quality illumination and air-handling in general and private offices, and in other working areas of the building.



Well-lighted corridors also utilize Sylvania's Sylva-Flo Troffers.





General Telephone Company's New Marion, Ohio Building

Certainly it is not unusual for a firm to use the products of one of its subsidiaries. But when the application of the product results in a truly outstanding installation, it is worth talking about . . . and reading about.

Such is the case with the new General Office Building of General Telephone Company of Ohio, located in Marion, Ohio.



Sylvania's Sylva-Lume Lighting System adds to the beauty of this area in addition to providing excellent illumination.

Sylvania Lighting Fixtures and Lighting Systems provide the illumination for this attractive and functional building.

In 'public areas', such as the main lobby and reception rooms, Sylvania's Sylva-Lume System of area lighting provides soft, glare-free illumination. Sylvania's Sylva-Flo (air-handling) Troffers are utilized in general and private offices to control both lighting and air conditioning.

Sylvania's wide range of lighting equipment—both indoor and outdoor—allows you to select the model, type and price to fit all of your normal plans.

We'll be glad to send you complete information.

SYLVANIA LIGHTING PRODUCTS
A Division of SYLVANIA ELECTRIC PRODUCTS Inc.
One 48th Street
Wheeling, West Virginia

LIGHTING EQUIPMENT BY

SYLVANIA
SUBSIDIARY OF
GENERAL TELEPHONE & ELECTRONICS **GTE**

For more data, circle 157 on Inquiry Card

Labor and Building

continued from page 304

The new Works Organization was planned to a large extent on a regional basis, and for this purpose England was divided into seven regions with offices in Leeds, Manchester, Birmingham, Reading, Bristol, Tunbridge Wells and Cambridge. Except in cases where specialized handling was required, it was pro-

posed that responsibility for construction works up to the value of 100,000 pounds should be delegated to the regions. Works costing over 100,000 pounds would only be delegated to regional offices, if the particular region had the staff and the capacity to carry them out. Each region was allotted a number of area offices, to handle minor works and maintenance assignments costing up to 10,000 pounds. A large part of the works programs for Scotland and Wales was expected to be controlled

locally, but with close liaison with the London Headquarters. The Northern Ireland Government continued to have responsibility, on an agency basis, for a number of major construction works, but under the new organization, the Regional Office in Manchester would handle minor works and maintenance and some larger construction projects in Ireland. The regional pattern was planned on a similar basis overseas. It was estimated that by the time the new regional organization was fully operative, the value of contracts handled by offices outside London would have increased by 50 per cent.

The Government saw the main advantage of this policy of decentralization as having the effect of "broadening the responsibilities of the regional office, making it possible to exploit more fully the skills of out-stationed staff, reducing delays and expense of traveling and making use of locally available staffing resources." Complete decentralization was not, however, advocated as this might involve "undue dispersal of scarce professional skills and the loss of opportunities for useful specialization."

An important aspect of the new policy was the emphasis placed by the Minister on close co-operation at all levels between staff from the different professional disciplines and from administration. A group system of working was established throughout the Ministry organization with teams drawn from the relevant professions and administrative officers, working side by side. Special groups were set up to study particular building types. Directors of Works in particular fields were selected from the appropriate profession to share responsibility with assistant secretaries, representing the administration. This pattern of co-operation and team working was being repeated at all levels in headquarters and as far as possible in the regions as well.

Apart from its responsibility for the majority of Government building, the Ministry of Public Building and Works has additional and equally important responsibilities on the research and development side. These were described in the White Paper in the following terms:

(a) to be responsible for the develop-
continued on page 320

WHEN YOU SPECIFY DUMBWAITERS

... the name to remember is

Sedgwick

Sedgwick manufactures a complete line of dumbwaiter equipment for all types of service, including — schools and institutions, hospitals and hotels, restaurants and clubs, offices and banks, residences and public buildings, factories and stores.

There are nine distinct types of Sedgwick dumbwaiters, each individually engineered and designed for capacities of 5 to 500 pounds.

When you use Sedgwick engineering (based on experience since 1893)

and specify Sedgwick equipment, your clients will be assured of dumbwaiters that exactly fit the needs and will give many years of safe, dependable and trouble-free service.

Other Sedgwick Products

- ★ SIDEWALK ELEVATORS
- ★ FREIGHT WAITERS
- ★ RESIDENCE ELEVATORS
- ★ "STAIR-CHAIRS"®

Nationwide Service

Sedgwick

MACHINE WORKS

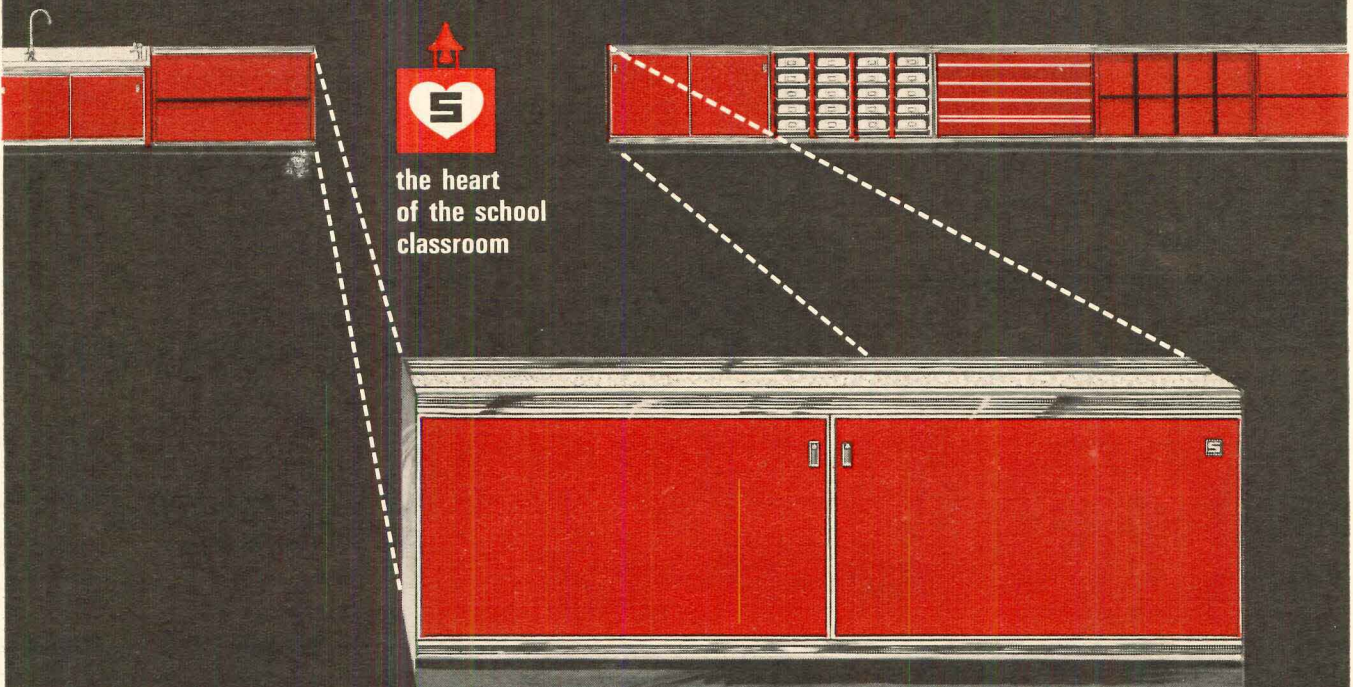
84 EIGHTH AVENUE
NEW YORK 11, N. Y.

See standard specifications and layouts in SWEETS 24a/Se



For more data, circle 158 on Inquiry Card

when it makes common sense to buy the best . . .



SCHEMENAUER CLASSROOM UNIT VENTILATORS

are the most thoughtfully engineered—*Heating or Cooling*. They last longer, perform better and cost less to operate and maintain *the entire life of the classroom*.

SEND TODAY FOR THESE
TWO IMPORTANT BULLETINS



Discover the 7 vital differences that can make or break your buying decision. See how price differentials can be misleading and actually result in wasted dollars and high expense.





A complete Buying Guide and a "must" in any up-to-date file. Eight full-color pages with sections on design, customized cabinets, color, mechanical specifications. A factual report.

"Guaranteed the finest Unit Ventilator any amount of money can buy."


SCHEMENAUER
manufacturing company
HOLLAND, OHIO


For more data, circle 159 on Inquiry Card

The Gold Bond difference in schools:

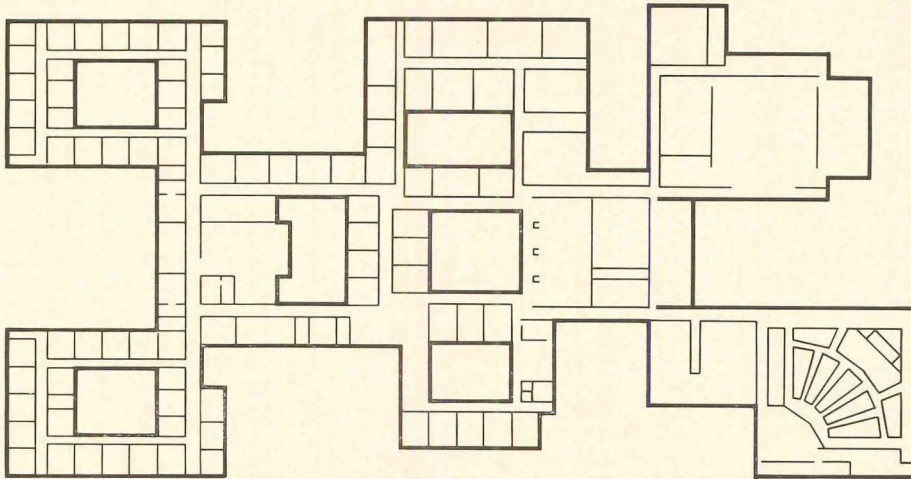



"Speed of erection, appearance and acoustical properties"... that's why Oshkosh High School used 260,000 square feet of Tectum

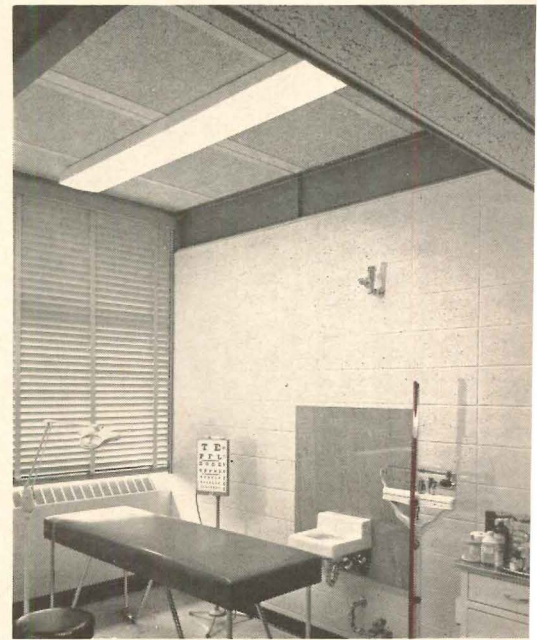




Building: Oshkosh, Wisconsin, High School
Architects: Perkins & Will, Chicago, Illinois
General Contractor: The Hoffman Company, Appleton, Wisconsin



Architects Perkins & Will designed rectilinear components around a central core to allow for simple, economical expansion. School has separate East and West academic wings to form two smaller schools under one roof. It is so big that floor plan maps are inserted in walls at corridor intersections.




Oshkosh High School is big (280,000 sq. ft.) and unusual (actually two-schools-within-a-school). Yet it's like every school ever built in that Architects Perkins & Will, Chicago, had to design the most school for the fewest dollars. A big factor in achieving the economy was Gold Bond Tectum. A total of 260,000 sq. ft. of Tectum was quickly and easily installed on bulb tees over junior steel beams to form both a structural roof deck and an attractive, fire-resistant finished ceiling. Tectum's warm, off-white texture was enhanced by painting structural beams terra cotta. This combination roof-ceiling also provided excellent insulating properties (U value of .15 for 3" planks) and acoustical control (noise reduction coefficient rating up to .90). One

quality material . . . one time-and-cost-cutting operation . . . one more example of the Gold Bond difference. • The architects state that "Tectum contributed to the economy of operation and provided aesthetic values in addition to meeting structural specifications." The firm has used Tectum in many schools and plans to use it in future school buildings. Before designing your next building, why not learn why more than 600,000,000 board feet of Tectum are now used in more ways than any other wood fiber building product? Call your Gold Bond Tectum representative or write National Gypsum Company, Buffalo, New York 14225, Dept. AR1164.



For more data, circle 160 on Inquiry Card



EVEN A FLOWER GROWS TOWARD THE LIGHT

Why? Why do simple house plants grow toward the window—toward the light? They will not turn their heads to follow artificial light. Nature knows best what her plants and her children need for health.



VENETIAN BLINDS FOR LIGHT CONTROL...

Regardless of the projector or student activity, any light level is possible with LEVOLOR Audio-Visual Venetian Blinds. And when the need for the projector is over, they can be opened to bring the glorious outside in again.

LEVOLOR BLINDS ARE FULLY ENGINEERED

Every component in a LEVOLOR Venetian Blind from the smallest tilter to the heavy bottom bar has been designed and manufactured from years of experience. Every part, right to the safety locking installation brackets are designed especially for schools. Why not get the facts on the LEVOLOR heavy duty (orange line) Venetian Blind? Write for The LEVOLOR Architects Manual.

School Specification Div.
LEVOLOR LORENTZEN, INC.,
720 MONROE ST., HOBOKEN, N. J.

LEVOLOR VENETIAN BLINDS

AUDIO-VISUAL • MOTORIZED • OSCILLATING ROLLER • SPECIAL DESIGNS

For more data, circle 161 on Inquiry Card

The Building:
Playa Del Oro Apartments
La Jolla, Cal.


Owner:
Florence Scripps Kellogg
Estate

Architect:
Homer Delawie
San Diego, Cal.


Engineer:
Merle Strum & Associates
San Diego, Cal.

Builder:
McKellar & Wyer
La Jolla, Cal.

Heating Contractor:
Emory Plumbing Co.
Pacific Beach, Cal.



THEY LOOKED AT ALL OTHERS... THEN SELECTED A B&G PRIMARY-SECONDARY SYSTEM WITH DUO-FLO VALVES



In Primary-Secondary Systems equipped with B&G Duo-Flo Controls, secondary zones are always positively controlled, even with high head primary pumps. Use of higher temperature drops permits sizable reduction in pump horsepower. A Duo-Flo Control eliminates 2 Flo-Control Valves, 2 shut-off valves, 2 or 3 tees and 6 nipples.

B&G DUO-FLO CONTROL VALVE




After the engineer and architect made an exhaustive study and comparison of other heating systems, a B&G Primary-Secondary System with baseboard radiation was selected for this deluxe apartment building. The evaluation of first cost, operating cost, comfort, appearance, life and other factors clearly indicated the system selected.

A typical B&G Primary-Secondary System consists of a continuously circulated primary main with smaller pumps drawing on the primary main to supply separate secondary heating zones. Each zone pump is under individual thermostatic control.

In the apartment building illustrated here, a primary loop runs from a boiler on the roof to ground level and returns to the boiler. Secondary zones are taken off to each apartment, each zone having its own B&G Pump, Duo-Flo Control Valve and thermostat. The temperature in each apartment is therefore directly controlled by the occupant.

For further information write to ITT Bell & Gossett Inc., a subsidiary of International Telephone and Telegraph Corporation, Morton Grove, Illinois, Dept. IG32.



B&G UNIVERSAL AND BOOSTER PUMPS


Designed specifically for quiet, dependable operation in forced hot water heating systems.



BELL & GOSSETT
a subsidiary of **ITT**

For more data, circle 162 on Inquiry Card

Everything in sight is



Herman Nelson classroom unit ventilator


TO TALK about quality is one thing; to *demonstrate* it is another. Herman Nelson not only warrants all unit ventilator parts for five full years but also the *labor* involved in repair!

It's a real, bona fide, nationally published, five-year warranty. In 162 simple words it provides you with the full protection your school should have.

After all, the bricks in your new school are *real*. The mortar is *real*. The unit ventilator equipment is *real*. *The money that pays for it all is real*. Doesn't it make good sense to protect that equipment with a *real* warranty?

Read the Herman Nelson warranty
Write for a copy of the Herman Nelson warranty

warranted for five years




warranty covers both parts and labor

(clearly marked "specimen only"). Compare its simple provisions with all the vague assurances you've ever heard.

Write School Products Department, American Air Filter Company, Inc., 215 Central Avenue, Louisville, Kentucky.

Do it now, while you're thinking of it.



Herman Nelson 
SCHOOL PRODUCTS DEPARTMENT

For more data, circle 163 on Inquiry Card

Labor and Building

continued from page 312

ment groups in the Ministry and for co-ordinating and extending the activities of the various building research and development groups throughout the Government service; (b) to encourage and develop generally the use of new and rapid methods of construction and to standardize the use and production of building

components to the greatest possible extent; and

(d) to act as a link with the construction industries and to secure widespread dissemination of the best modern practices.

To handle these responsibilities, a Directorate General of Research and Development was set up within the Ministry framework, under the leadership of Sir Donald Gibson, formerly Director General of Works at the War Office. In February 1964, when

responsibility for building control was passed from the Ministry of Housing to the Ministry of Public Building and Works, the task of formulating new national building regulations in England and Wales came within the auspices of the Research and Development Directorate.

The White Paper did not deal at length with the organization of the Research and Development side of the Ministry's work, except in so far as it is related to the Works and Supplies Services, but its effect has already been felt throughout the country. In the past year, more research and development work has been done by the Ministry than in the past half-century. In February of this year a National Building Agency, a semi-independent body, was set up to give a nation-wide advisory service on new methods of building. A. W. Cleeve Barr, previously Chief Architect to the Ministry of Housing, and an authority on industrialized building, has been appointed Deputy Chairman and Chief Architect. Proposals for another semi-independent body of national importance, a Building Research and Information Association, were discussed by the Minister and the building industry. It was recommended that this be established by means of compulsory levy on the industry of up to 5 million pounds per annum. If the builders had mixed reactions to this suggestion, they were undoubtedly heartened by Mr. Rippon's announcement that the formation of new national building regulations, to replace the intricacies and confusion of all the local bylaws would be completed before the end of the year.

Close links have been forged between the professional and administrative staff of the Works organization and their Research and Development colleagues at all levels. The Directorate General of Research and Development has undertaken a number of development projects on behalf of the Works organization, the lessons from which will be fed back to the Ministry as a whole and disseminated throughout Government departments and the construction industries. Experience gained by the Works Department from the execution of the Ministry's large annual construction programs will in turn be passed back to the Research and Development staff so that they can take it into account in the planning of new projects.

REDWOOD HELPS SURROUND A MOTEL WITH WELCOMING WARMTH.

An informative booklet, "REDWOOD COMMERCIAL STRUCTURES", is available for presentation to your clients and prospects. Write: Dept. 53-A, California Redwood Association, 617 Montgomery Street, San Francisco 11.



This is SANTA ROSA... a handsome new Certified Kiln Dried pattern with one side FactriSawn to provide interesting texture, the other side smoothly surfaced.

Santa Rosa® and FactriSawn® are registered trademarks of CRA, two of many used only by these member mills... UNION LUMBER COMPANY • THE PACIFIC LUMBER COMPANY • GEORGIA-PACIFIC CORPORATION • SIMPSON TIMBER COMPANY ARCATATA REDWOOD COMPANY • WILLITS REDWOOD PRODUCTS COMPANY MILLER REDWOOD COMPANY... which form the CALIFORNIA REDWOOD ASSOCIATION

For more data, circle 164 on Inquiry Card



A SUGGESTION FOR YOU FROM **SILENT GLISS**

the silent  *drapery tracks*

PROBLEM

How to cut down on **DRAPERY STACKING AREA** when space is limited or view is important?



SOLUTION

Use the revolutionary **GLISS PLEAT** with Silent Gliss Drapery Track and the exclusive **Gliss Pleat Sew-on Carrier**

This picture tells the story clearly . . . how Gliss-Pleated Draperies hung on Silent Gliss Track *stack in less than half the space* of ordinary triple-pleated draperies of equal yardage.

The secret is the exclusive Gliss Pleat Sew-on Carrier, which goes on *fast* with sewing machine or tacking machine, and *stays on* right through laundry, drycleaning, steam pressing with no parts to lose. It's translucent, and virtually invisible in use, so draperies look as good from the back as from the front. Because it's *centered* on the zig-zag pleats, and **no hooks are used**, headings stay erect and beautiful with never a tip-over or droop. And the stitched-in pleats are knife-sharp . . . make the trimmest, best-looking draperies windows can wear!

Gliss Pleat is shown here with S1016 Track, featuring the patented Silent Gliss traversing system that *won't let cords droop*. For complete fabrication instructions, and all descriptive material on Silent Gliss Tracks, write Dept. AR-11 . . .



S3575 Sew-on Carrier. Requires no hooks!

SILENT GLISS, INC.

Distributing Companies

Angevine Co.
Freeport, Illinois

Drapery Hardware Mfg. Co.
Monrovia, California

Three of the Newell Companies... first family in Drapery Hardware Since 1903

New York Showrooms in the Curtain and Drapery Market — 261 Fifth Avenue

For more data, circle 165 on Inquiry Card

AMELCO WINDOWS SELECTED FOR 1000 LAKE SHORE PLAZA

Distinction is the keynote in every feature of the new 1000 Lake Shore Plaza in Chicago . . . the ultimate in gracious, convenient high rise dwelling. Amelco windows contribute to this graciousness and convenience . . . dual glazing with venetian blind **between** the panes of glass reduce solar heat gain by 65% yet provide occupants with a picture window view. Amelco window vents pivot horizontally . . . the ideal ventilating position. In winter the Amelco window performs again . . . 2-inch air space, true thermal breaks in vent and frame and super-efficient weather seals reduce heat loss, eliminate "drafts" and reduce outside noise by more than 50%. You may want the entire Amelco story . . . write for the facts.

QUICK AMELCO FACTS

DOUBLE GLAZING . . . two panes of glass enclose 2" air space.


BUILT-IN VENETIAN BLIND . . . between panes of glass . . . virtually dust free . . . blind is concealed in top channel when raised.

THERMAL BREAKS . . . in vent and frame . . . no through metal.

FINISH & MATERIAL . . . heat treated, anodized and sealed aluminum alloy (.100") min. thickness.

SIZES . . . Available in sizes to 7' high and 10' wide not to exceed 46 sq. ft. per window.


HORIZONTAL PIVOTING . . . permits ventilation and cleaning of all glass surfaces from inside the building.




AMELCO

AMERICAN ELUMIN CO. • 1676 COMMERCE DR., STOW, OHIO

For more data, circle 166 on Inquiry Card





NEW INTER-PANE BLIND SYSTEM BY

Flexalum®

A large part of the esthetic and functional values of the windows of 1000 Lake Shore Plaza is the new Inter-Pane venetian blind system by *Flexalum*.


New, narrow louver *Flexalum* aluminum blinds control solar heat gain, substantially reducing air-conditioning costs, and offer perfect control of light and view.

Flexalum Mono-Control offers easy one-hand operation of blind with no visible blind cords in the room . . . new cable tape is virtually invisible from a few feet away.

Complete blind details, colors and types of controls are available from *Flexalum* c/o Bridgeport Brass Co., Bridgeport, Connecticut.


QUICK BLIND CONTROL FACTS

FLEXALUM MONO-CONTROL . . . brings control of blind within easy reach on tall windows. Control is extended crank to 'tilt' blind and to raise and lower. "Direct Drive" linkage assures fast, easy positioning of blind.




Consulting Architects: *Sidney H. Morris & Associates*
Developer: *Harold L. Perlman*
Amelco Rep: *P. C. Miller & Associates, Chicago*


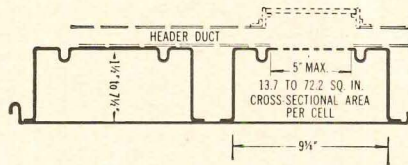


Mark of Mahon... CONVENIENCE



California Federal Plaza Building, Los Angeles, California. M-Floors go up simultaneously with the structural steel, eliminating the need for temporary safety platforms.



City-County Building, Indianapolis, Indiana. M-Floors are easily integrated into all types of non-residential low- or high-rise buildings.



Pure Oil Company General Office Building, Palatine, Illinois. High raceway capacity of M-Floors make them ideally suited for the extensive and complex cabling and wiring required by electronic data equipment.

Easiest Sub-Floors You Ever Electrified

M-Floors were designed specifically for use in electrified sub-floors and they were designed for your convenience . . . to make it easy for you to install and to save you time and labor costs.

Super-wide cells provide you with 70% to 160% more useful raceway space than similar structural products, depth for depth. The key to this usability is convenient accessibility. Man-sized hand holes (big enough for a man's fist) allow quick location of wires, wire pulling, and cable installation without fuss or muss. Snap-on grommets close holes instantly.

Supplied in variations and combinations of gages and depths, versatile M-Floor sections can be con-

veniently matched or mixed on any particular project to meet all practical design loads consistent with normal and long-span framing conditions.

The next time you want to save time and money on electrified sub-floors—and still have high strength to weight ratio, flexibility and compatibility in depths, realistically-sized cells, reserve capacity to meet future requirements as well as carry today's power—specify M-Floors. The R. C. Mahon Company, 6565 East Eight Mile Road, Detroit, Michigan 48234.

MANUFACTURING PLANTS


Detroit, Michigan and Torrance, California

MAHON

For more data, circle 167 on Inquiry Card

For more data, circle 168 on Inquiry Card →

New LPI air-handling troffer is the best way to control light and air



Some of the built-in values you can't see in these photographs of LPI's new air-handling fluorescent troffer are a host of mechanical, electrical, and photometric superiorities.

These LPI superiorities contribute unusual strength and rigidity; light-tight construction; ease of installation and maintenance; and efficient, controlled distribution of light and air.

LPI troffers are designed to operate in conjunction with Titus diffusers. They provide air supply and return and handle heat removal as well. Flange and

lay-in styles in all standard sizes and a full range of shielding media can meet all your needs.

To see all the hidden value from top to bottom, ask your LPI representative for a look at this new air-handling troffer, or write for full details.

LPI-4-211



Lighting Products Inc., Highland Park, Illinois 60036

For more data, circle 139 on Inquiry Card

For more data, circle 171 on Inquiry Card ➔

alpine oak *fireside birch*

*...two new ways to
cover a wall with beauty*



Any room benefits from Masonite hardboards. Above: office background of Fireside Birch. Below: beauty shop in Honeytone Cherry. Screen is Filigree; display fixtures hang on Masonite Peg-Board.

And widen your design horizons, too. For with the addition of Alpine Oak and Fireside Birch, you now have a choice of 10 Royalcote wood-grain hardboard panels. All are prefinished, ready to form tasteful backgrounds for every room, every decor.

Made by the exclusive Masonite explosion process, Royalcote offers the advantages of wood, with the defects actually engineered out. For instance, Royalcote hardboard panels won't split or crack. They're extremely dent and abrasion resistant. And what a pleasure to maintain — smooth, sealed Royalcote surfaces clean with a damp cloth.

All this and low cost, too. Certainly here's a panel line that's worth your consideration. May we show you Royalcote "in action"? Write for your copy of "New Fashions in Home Decor." Masonite Corporation, Dept. AE. Box 777, Chicago 90, Illinois.



MASONITE

*shows
the
way!*

Masonite and Royalcote are registered trademarks
of Masonite Corporation





alpine oak Crisp and clean as all outdoors—this newest member of the Royalcote family.

fireside birch A wall of warmth, designed to hold its good looks for years.





The beauty of marble

the durability of concrete...

TERRAZZO cuts yearly maintenance costs by as much as \$.50 p.s.f.

The striking beauty of terrazzo is only one reason for its growing popularity. Today, more and more architects are specifying terrazzo for its long-term economy as well.

One recent study of floor finishes, reported by the National Terrazzo & Mosaic Association, showed an annual per sq. ft. maintenance cost of \$0.875 for terrazzo, \$1.40 for asphalt tile, and \$1.085 for vinyl tile.

Terrazzo needs no waxing or buffing . . . and since it has no wax coating to hold dirt, it needs mopping far

less frequently. And terrazzo is a lifetime surface. When resilient tile floors need replacing in 8 or 10 years, the comparative cost advantages of terrazzo sharply increase.

To economy, add design versatility. Terrazzo can be laid in a wide range of colors and custom patterns. It goes beautifully with every style of architecture.

PORTLAND CEMENT ASSOCIATION

An organization to improve and extend the uses of portland cement and concrete

For more data, circle 172 on Inquiry Card

Furniture or millwork for dormitory built-ins?

Which to specify ...and why

Student housing is big business today. Are you up-to-date with the developments and advancements made in recent years? Specifically, have you truly evaluated furniture built-ins versus millwork construction?

For years, the use of millwork was the primary if not the only way to install built-in wardrobes, desk units, bookcases, chests and other units. Then furniture built-ins came along (Simmons introduced Dorm Line in 1957). This changed several long-standing concepts. Many progressive dormitory planners and architects promptly recognized the fact that furniture in dormitory rooms no longer had to be carpentry.

WHY THE TREND TO FURNITURE?

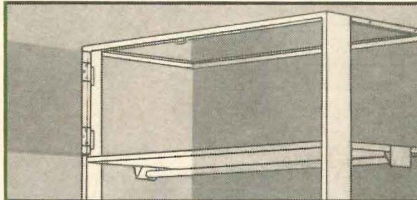
When you realistically compare furniture built-ins with millwork, you readily see the striking advantages that furniture offers.

Basically, there's one most important consideration: Furniture built-ins offer quality-controlled construction under strict production procedures which cannot be matched by jobsite construction. This is easily demonstrated by examining Simmons Dorm Line furniture in comparison to millwork.

Dorm Line furniture construction is quality-controlled by every conceivable process. Quality of the materials is prechecked, operation-checked and post-checked (never encountering problems such as the use of underaged wood, for example). Consistent quality of workmanship and materials does not allow variation.


FURNITURE ADVANTAGES DEMONSTRATED

There are several simple ways to see the superiority of furniture built-ins:




Check strength by examining corner joints. Here you see corner joints of Dorm Line wardrobes that are welded so securely that the front frame member could literally support the dormitory roof. Compare this with a millwork frame, with corners that are nailed, glued and possibly braced—but which possess only a fraction of the strength of Dorm Line frames.

Try the slam test for lasting utility—a Dorm Line wardrobe door has a precision-built tract assembly so well secured to the steel framework that constant, violent motion can't disturb continuing smooth operation.



Check durability and utility by comparing drawer construction—drawers and bases in a Dorm Line desk or chest quickly demonstrate their advantages over millwork. Fitted steel drawers ride on double suspension runners.



Compare service life by surface tests—try to abuse the quality-finished surfaces of Dorm Line units compared to millwork. Steel components with baked-on enamels over Bonderized steel are hard, durable, easy to maintain—not remotely duplicated by jobsite-applied finishes.

Go further if you'd like and compare the base units of Dorm Line and millwork wardrobes. Check desk features—no drawer pulls to drop off. Consider Simmons bed frames that withstand the weight of six hefty football players. Almost every feature of every Simmons Dorm Line unit will outcompare millwork unit features.

DORM LINE BUILT-INS COST LESS, TOO

You pay less for Dorm Line built-ins, generally from the beginning, and certainly to the end. When on-site labor costs are isolated for millwork construction, and you add materials costs, the installation costs most often favor Dorm Line built-ins. Over long term, Dorm Line comes out way ahead—with lowest maintenance, lowest replacement costs of any furniture available. When you consider that built-ins are financed over a long term (minimum 18 years), you should consider—and expect—the units to deliver full-term service. Dorm Line built-ins and furniture do so!

Without exaggeration, the advantages are so favorable to Dorm Line furniture that their selection and specification seem worth considering every time. But, you may have additional questions—or want more evidence. We'll be glad to supply this. Simply call or write, and we'll contact you promptly.



Simmons Dorm Line includes built-in wardrobes, desk units, bookcases, chests, beds and all free-standing furniture units.

Simmons Company, Contract Division
Merchandise Mart Dept. AR-11
Chicago, Illinois 60654

- Please send me copy of Simmons Dorm Line Catalog and Specification File.
 Have a representative contact me.

Name _____
Firm or Inst. _____
Street _____
City _____
State & Zone _____

SIMMONS COMPANY CONTRACT DIVISION • MERCHANDISE MART • CHICAGO, ILLINOIS 60654 • PHONE 312-644-4060

For more data, circle 173 on Inquiry Card

MEETING PLANNED ON ARCHITECTURE AND THE COMPUTER

A conference on "Architecture and the Computer" will be held Saturday, December 5, at the Sheraton-Plaza Hotel in Boston under sponsorship of the Boston Architectural Center.


Purpose of the conference is "to bring together architects working with the computer, and non-architects working in fields related to architecture, to explore the use of the computer as a tool to help architects make functional and visual decisions, and to discuss the limitations as well

as the potentials of this approach to design."

Dr. Walter Gropius will make an introductory statement. The morning and afternoon sessions will consist of informative presentations by individuals "foremost in the field of computer-aided design and in man-machine systems." Computer demonstrations, movies and exhibits will supplement these presentations. In the evening a panel of invited architects and others will discuss philosophical and practical implications of computer use in their practice.

This is the first conference of a series planned by the Boston Architectural Center on issues important to the architectural profession. It is hoped that members of other professions whose interests relate to the theme will also be interested.

Further information and registration material may be obtained from: The Boston Architectural Center Conference, 320 Newbury Street, Boston.



Provide ACADEMIC FLEXIBILITY with Multi-Purpose Areas

Instant classrooms from cafeteria space. This school is typical of so many, from elementary to university levels, which rely on FolDoor folding partitions to give them greater utility and flexibility from their floor space. Building dollars go further; plant and personnel are more efficient; students benefit directly (also taxpayers).

FolDoor's very high sound-retarding capabilities now make many different multi-purpose arrangements completely practical. The Super Soundguard X24 boasts an STC rating* of 44 . . . highest ever achieved by such a partition; higher even, than some more cumbersome

types of folding walls costing up to twice as much.

Teamed with a new Traveling Chalkboard, which rolls along its own track to the desired spot, FolDoor partitions contribute to increased freedom and adaptability in the planning and use of educational facilities. And FolDoor's Total Excellence of quality and service is backed by the strongest warranty program in the industry.

Send for informative brochure, FOLDOOR for Educational Systems, which explains the role of folding partitions in providing academic flexibility.

*Sound Transmission Class, in accordance with ASTM E90-61T.



FiliGrille—A unique concept in decorative styrene grillework for space dividers and screens . . . factory fabricated with customized framing.



HOLCOMB & HOKE MFG. CO., INC.
1545 CALHOUN ST. • DEPT. E37 • INDIANAPOLIS, IND. 46207

URBAN PROBLEMS ARE TOPIC FOR NEW YORK PROGRAM

Problems that plague urban areas around the world dominate the one-day program of the 19th annual Regional Plan Conference, to be held Monday, November 9 at the Statler-Hilton Hotel in New York.

Topics include: Capturing Open Space; Cluster Subdivisions to Regional Parks; Population Shifts and the Real Estate Market in the Older Cities and Inner Suburbs of the Region; Jobs for Unskilled Workers of the Region: How Many and Where; The Price of Remedies for the Cities' Ills; Constructing Complete Communities; Cultural and Commercial Centers for the Suburbs; and Public Transportation.

The larger roster of distinguished speakers includes the British economist Barbara Ward (Lady Jackson); Paul Ylvisaker, director of Public Affairs for the Ford Foundation; San Francisco builder Edward Eichler; William Ballard, chairman of the New York City Planning Commission; and Edward N. Bacon, executive director of the Philadelphia City Planning Commission.

For more data, circle 174 on Inquiry Card

specify MAHOGANY...natural background for fashion

For centuries mahogany has been to the world of wood what leather has been to men's clothing. Both materials have built lasting reputations for beauty, performance, and long life. Little wonder that both leather and mahogany are imitated. Mahogany by so-called Philippine Mahogany, which is not a Genuine Mahogany but may be one of 14 different species of wood.

Just as a top tailor wouldn't think of using an inferior cloth for a fine suit, today's architects should insist on Genuine Mahogany rather than substitutes. One way to be sure is always buy from Weis-Fricker, world's largest producers of Genuine Mahogany. Weis-Fricker imports and manufactures only *Swietenia Macrophylla* from Central and South America. It's yours quickly in any quantity at prices that will please you—and at lengths up to 20 feet, widths to 24 inches, and thicknesses to 4 inches!

From Weis-Fricker you'll get the same magnificent material that tests by the U. S. Forest Products Laboratory and Cornell University show superior over all other popular hardwoods in nearly all properties for mortising, boring, planing, warping, shaping, and turning. And you'll join some of America's top architects who chose Genuine Mahogany recently for the interior of the luxurious Hotel Sheraton in San Juan, the Professional Golf Association's (PGA) clubhouse in Palm Beach, and the Library at the University of Chicago.

For name of nearest dealer to you, write today. Free mahogany kit on request. Contains samples with finishes in red, yellow, green, blue, brown, and violet, plus mahogany fact book with mechanical stresses and other information.

For more data circle 10 on Inquiry Card.



QUALITY GENUINE

WEIS-FRICKER MAHOGANY

PENSACOLA, FLORIDA

for...

HOTEL


MOTEL

SCHOOL

HOSPITAL

HOME

complete
knock down
cabinets



send for literature



K-cabinet D-eluxe Wall Furniture


Tassell HARDWARE COMPANY

4135 Lake Michigan Drive, Grand Rapids Mich. 49504

FINISHED WITH TEXTOLITE LAMINATED PLASTIC
GENERAL ELECTRIC

For more data, circle 175 on Inquiry Card

Le Corbusier | Aalto | Schwartz



Over 60 churches designed by the greatest architects of our day are analyzed and strikingly illustrated in this first complete guide to the new trends in religious architecture. For descriptive circular, mail coupon now.

Holt, Rinehart and Winston, Inc.
Dept. D.D., 383 Madison Avenue,
New York, N. Y. 10017
Please send your illustrated circular
which will give me full details about THE
NEW CHURCHES OF EUROPE by G. E.
Kidder Smith.
Name _____
Address _____
City _____ State _____ Zip Code _____

For more data, circle 176 on Inquiry Card

NEWMAN ALUMINUM ACCESS DOORS



For electrical,
plumbing, heating
connections . . .
for all service
points. Will not
rust.

Note the wide
selection of styles
for every purpose:

- for installation in masonry
- for installation in plaster, with or without expanded metal
- for installation in acoustical tile ceilings
- for installation in acoustical plaster
- with louvered door where ventilation is desired.

WRITE TODAY FOR NEW BULLETIN AND PRICES



5611 Center
Hill Ave.
Cincinnati,
Ohio 45216

For more data, circle 177 on Inquiry Card

papi[®] MEASURES Up!

(POLYMETHYLENE POLYPHENYLISOCYANATE)

PROBLEM:

Produce 8-foot vertical rises with single injection rigid urethane foaming.

SOLUTION:

Try PAPI for size. Uniform cell size, that is. Forget cell stretching problems for good.

When you want to go from toe to top all in one shot, specify a PAPI polyisocyanate "one-shot" rigid foam formulation. The secret lies in its precise cellular formation, a built-in uniformity that leaves elongation on the outside trying to look in. Here at Upjohn, we've got foamed high rise panels down to a system. When you tell us your requirements, we'll deliver the polymer package to do the whole job. For example, Upjohn ISONATE[®] Foam Systems contain all the components ready to go (to eight feet). You simplify your inventory, are assured of consistent quality at economical prices, with technical service backed by the most specialized laboratories in the urethane field. Write us, or call us for help in getting your panels to measure up to your needs.

Upjohn

Polymer Chemicals Division

THE UPJOHN COMPANY


KALAMAZOO, MICHIGAN


PAPI[®] • CARWINATE* 125M • CARWINATE* 136T • CARWINATE* 390P •

PAPI[®].50 • CURITHANE* C126 • CURITHANE* M134 • ISONATE[®] SYSTEMS


*Trademark

For more data, circle 178 on Inquiry Card



A black and white photograph of a young girl with short, light-colored, wavy hair. Her mouth is completely covered by a piece of white tape. She is looking directly at the camera with a neutral expression. She is wearing a dark-colored sweater over a light-colored collared shirt with dark polka dots. Her hands are clasped together near her chest. In the background, a classroom setting is visible with other students seated at desks. A rectangular sign hangs from the ceiling by two thin wires, with the word "SILENCE" printed in bold, black, capital letters.

SILENCE



ACOUSTI-SHELL* The 3-dimensional, fiber glass, acoustical ceiling panel that adds height and interest to any room or area. Available in 24" x 24" and 48" x 48" units. N.R.C. spec range: .70-.80.

SOLO-TILE* Made of incombustible perlite and faced with aluminum. 12" x 12" tile available with random or diagonal perforations in white, silver, gold and copper finish. Wash or paint without loss of acoustical efficiency. N.R.C. spec range: .50-.60.

FIREDIKE* Qualities as necessary components for 2-hour or 3-hour fire-retardant ceiling assemblies as tested by U.L. It is sold in 12" x 12", 24" x 24" and 24" x 48" units. N.R.C. spec range: .65-.80.

SPANGLAS* Made of strong glass fibers, it is available in large (24" x 24" and 24" x 48"), decorative, "lay-in" panels. Low initial cost and speedy installation make it economically ideal for even the tightest budget. N.R.C. spec range: .80-.90.

PERMACOUSTIC* Fissured, non-combustible tile made of fibers spun from stone. It has a white, factory-applied finish available in three styles: textured, fissured and striated. Choose 12" x 12" or 12" x 24" units. N.R.C. spec range: .65-.80.

*TRADEMARKS

Five easier (and infinitely more subtle) ways to say s-h-h-h

Ears never had it so good. Or eyes! Because, no matter what the acoustical problem, there's a Johns-Manville ceiling that'll hush the noise. Beautifully! ■ The five products described above will give you some idea of the wide aesthetic and acoustical range of J-M ceilings. They're part of the most extensive line in the industry. You'll find all the details in a colorfully illustrated booklet that's yours free for the asking. Just write to Johns-Manville, Box 111, New York, N.Y. 10016. In Canada: Port Credit, Ont. Cable: Johnmanvil.

Johns-Manville 

For more data, circle 179 on Inquiry Card

NEW YORK GIVES 15 CITATIONS

Fifteen citations were awarded on a state-wide basis by Commissioner James W. Gaynor, at the 25th anniversary luncheon of the New York State Division of Housing and Community Renewal in New York City.

The Buffalo Housing Authority was cited for accomplishing the first conversion of a low-rent project to moderate income cooperative, in response to a changing housing market.

An outstanding record in the field of tenant relations was the basis for an award to the Binghamton Housing Authority.

A citation was given to the Kingston Housing Authority for outstanding achievement in two related areas of administration: excellent community relations and creative management.

The entire community of Rochester was honored for the joint effort of local leaders in business, civic affairs, and social welfare to develop and introduce a program to provide both jobs and housing for low-income families.

Joseph P. McMurray, commissioner of housing from 1955-58, was cited for his initiative in expanding and improving housing for the aging under the state's public housing program.

The New York City Housing Authority was honored for building the earliest housing for the aging, and for its continuing interest.

Also cited for its development in the field of housing for the aging was the Plattsburgh Housing Authority.

Also receiving citations were: Major General Thomas F. Farrell, former chairman of the New York City Housing Authority; the Isabella Home for the Aged in New York City; Abraham Kazan, president of the United Housing Foundation, New York City; George McCulloch, former director of urban renewal for the City of Syracuse.

Also John P. Riley, former director of development of the New York City Housing Authority; Herman T. Stichman, commissioner of housing from 1944-54; Roger Starr, executive director of the Citizens' Housing and Planning Council of New York City; and Edward Weinfeld, New York's first commissioner of housing.

more and more
great American architects
are using

M A R M E T

here are a few of the reasons:

Close liaison . . . between the architect's job captain, designers, the general contractor and MARMET's engineering staff, plant expeditors and field service men . . . from the moment of bid award to final execution.

Single source capability. As an engineering fabricator of all types of curtain wall, individual window units, entrance frames and doors . . . MARMET is able to render complete services and products for every fenestration need.

Laboratory checks on quality control. Full size sections are pulled from assembly lines for exhaustive testing in MARMET test laboratories. Components must exceed NAAMM standards for wind deflection, air or water infiltration before shipment.

More and more . . . experienced architects find that specifying MARMET is a long step toward successful execution of all fenestration components.

*design for
high living
in
Cincinnati*

INCLINE HOUSE

Curtain wall design at its bold, contemporary best. Simple, clean of line, the shimmering metal rises sixteen stories against the Cincinnati skyline. Erected with series 6302 and 6442 MARMET split mull grid systems. The smart entrances are executed with MARMET ultra slim 2200 series entrance frames and doors.

MARMET

corporation

SWEETS CATALOG
OR WRITE MARMET

$\frac{3a}{MAR}$

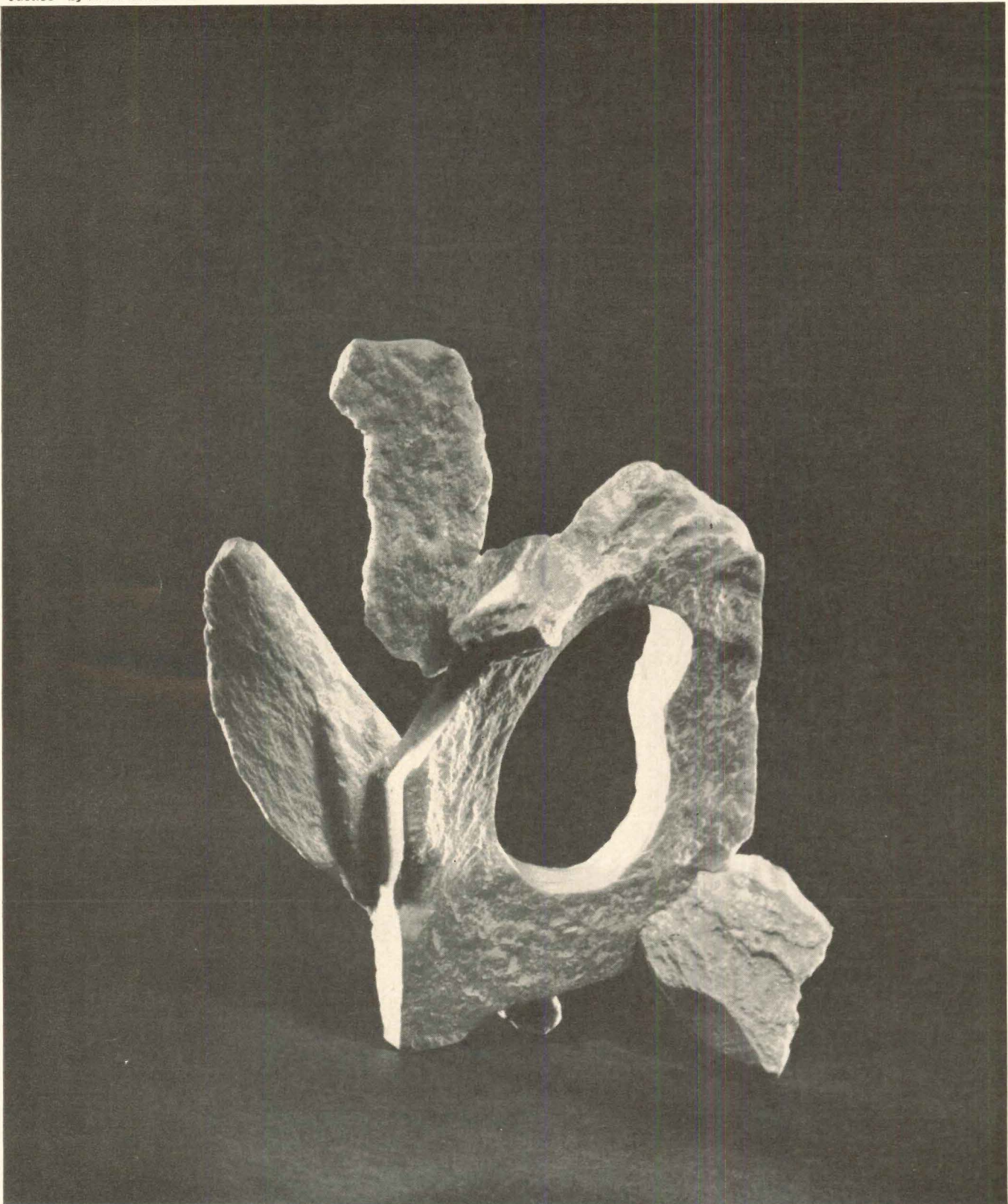
300-V Bellis Street
WAUSAU, WISCONSIN

For more data, circle 180 on Inquiry Card

ARCHITECT:
E. A.
GLENDENING
CINCINNATI, OHIO




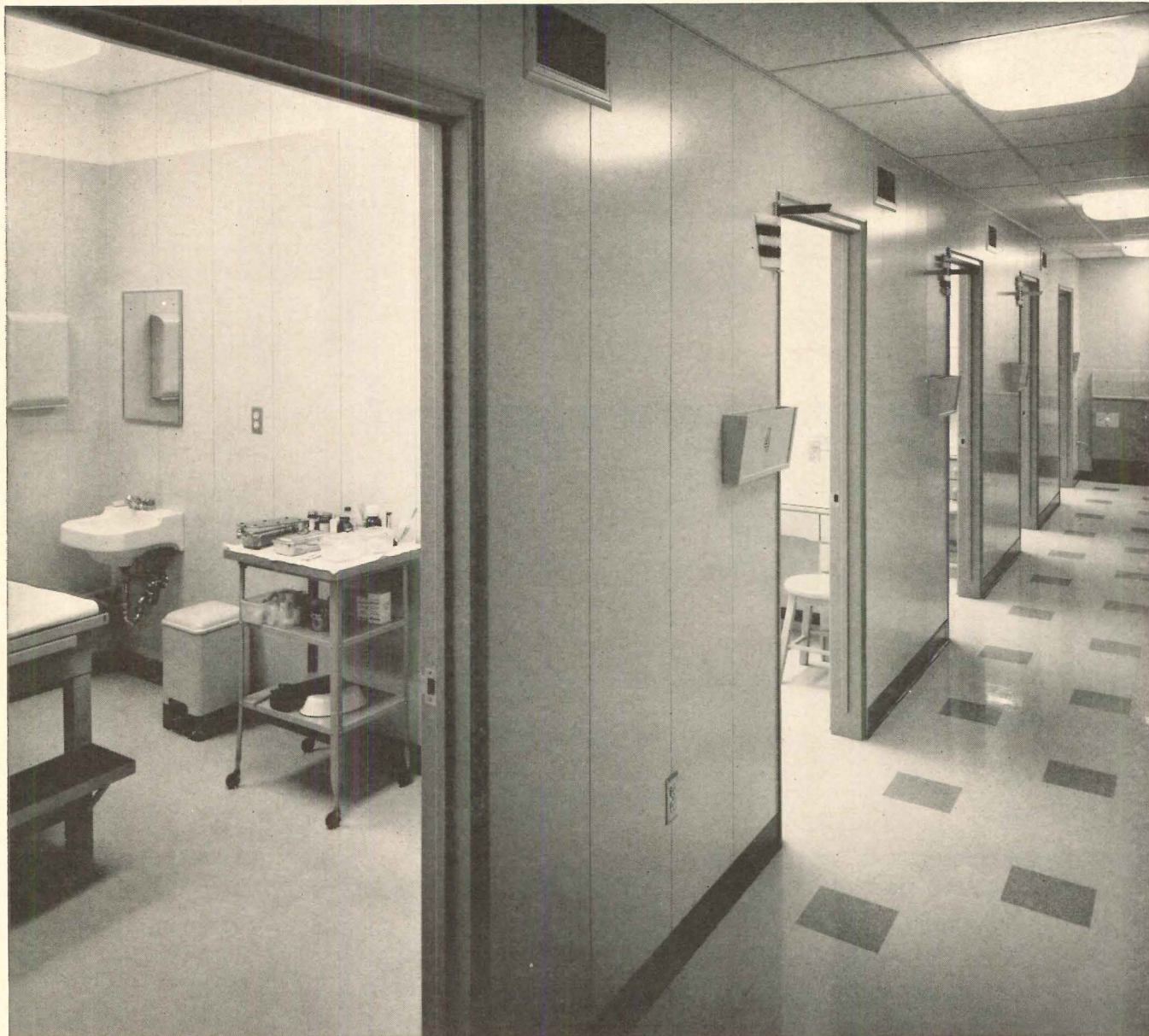
"Justice" by Anna Schuknecht



Thinking stone?

Dodge helps architects realize their ideas. The project information you give to your Dodge Reporter helps contractors and suppliers fit their skills and products to your requirements more accurately, at greater savings of everybody's time—and money.





Marlite paneling is used throughout the new Akron Orthopedic Clinic designed by Wagner and Luxmore. The corridor features beige Plank; treatment rooms are paneled in various colors of Marlite Plank.

6337

Specify Marlite for clean, modern interiors ...it's practically maintenance-free!

Any interior takes on a beautiful new look — and stays that way for years — when Marlite paneling is installed on the walls. That's because Marlite's soilproof baked finish resists heat, moisture, stains, dents. Marlite goes up fast, never needs painting or further protection . . . and most important, it wipes clean with a damp cloth . . . pushes maintenance costs to a new low! And

Marlite gives your clients a wide choice of distinctive colors, patterns and authentic Trendwood® reproductions for creating beautiful wash-and-wear interiors—anywhere. For complete information, see your building materials dealer, consult Sweet's Files, or write Marlite Division of Masonite Corporation, Dept. 1105, Dover, Ohio.

Marlite® plastic-finished paneling

ANOTHER QUALITY PRODUCT OF MASONITE® RESEARCH

MARLITE BRANCH OFFICES AND WAREHOUSES: 1721 Marietta Blvd., N.W., Atlanta, Georgia • 57 Smith Place, Cambridge, Massachusetts • 4545 James Place, Melrose Park, Illinois (Chicago) • 8908 Chancellor Row, Dallas 7, Texas • P. O. Box 3398, 777-139th Avenue, San Leandro, California • 3050 Leonis Blvd., Los Angeles 58, California • 39 Windsor Avenue, Mineola, L.I. (New York) • 2440 Sixth Avenue So., Seattle 4, Washington

For more data, circle 184 on Inquiry Card

N.A.A.B. GIVES ACCREDITATION TO 53 SCHOOLS

The 1964-1965 List of Accredited Schools of Architecture issued by the National Architectural Accrediting Board includes 46 fully accredited schools and seven provisionally accredited schools compared with 47 fully accredited and six provisionally accredited on last year's list. Kent State University, listed with provisional accreditation in 1963, is now fully accredited. The University of Notre Dame and Texas Technological College, fully accredited in

1963, are this year provisionally accredited. At Rice University the degree offered has been changed from Bachelor of Science of Architecture to Bachelor of Architecture.

The new list is as follows:

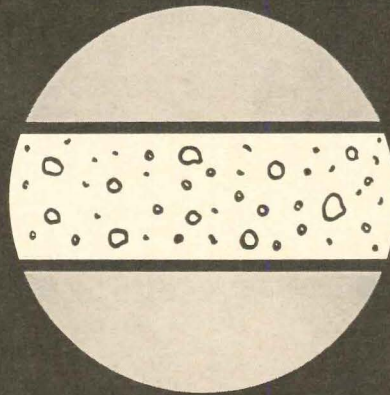
University of Arizona, Tucson, Arizona (provisional); Arizona State University, Tempe, Arizona; University of Arkansas, Fayetteville, Arkansas; Auburn University, Auburn, Alabama; University of California, Berkeley, California; Carnegie Institute of Technology, Pittsburgh, Pennsylvania; Catholic University, Washington, D.C.; University of Cincinnati, Cincinnati, Ohio.

Also Clemson University, Clemson, South Carolina; Columbia University, New York City; Cornell University, Ithaca, New York; University of Florida, Gainesville, Florida; Georgia Institute of Technology, Atlanta, Georgia; Harvard University, Cambridge, Massachusetts; University of Houston, Houston, Texas; Howard University, Washington, D.C.; Illinois Institute of Technology, Chicago, Illinois; University of Illinois Urbana, Illinois; Iowa State University, Ames, Iowa; Kansas State University, Manhattan, Kansas (provisional).


Also University of Kansas, Lawrence, Kansas; Kent State University, Kent, Ohio; Louisiana State University, Baton Rouge, Louisiana (provisional); Massachusetts Institute of Technology, Cambridge, Massachusetts; Miami University, Oxford, Ohio; University of Michigan, Ann Arbor, Michigan; University of Minnesota, Minneapolis; Montana State College, Bozeman, Montana; University of Nebraska, Lincoln, Nebraska; North Carolina State College, Raleigh, North Carolina; University of Notre Dame, Notre Dame, Indiana (provisional); Ohio State University, Columbus, Ohio; Oklahoma State University, Stillwater, Oklahoma; University of Oklahoma, Norman, Oklahoma; University of Oregon, Eugene, Oregon; University of Pennsylvania, Philadelphia; Pratt Institute, Brooklyn, New York; Princeton University, Princeton, New Jersey; Rensselaer Polytechnic Institute, Troy, New York; Rhode Island School of Design, Providence, Rhode Island.

Also Rice University, Houston, Texas (provisional); University of Southern California, Los Angeles, California; Syracuse University, Syracuse, New York; Texas A & M University, College Station, Texas; Texas Technological College, Lubbock, Texas (provisional); University of Texas, Austin, Texas; Tulane University, New Orleans, Louisiana; University of Utah, Salt Lake City; Virginia Polytechnic Institute, Blacksburg, Virginia; University of Virginia, Charlottesville, Virginia; Washington University, St. Louis, Missouri; University of Washington, Seattle, Washington; Yale University, New Haven, Connecticut.

You don't need this



...under this...any more!



■ No longer is a concrete foundation required under a Troy WX® Washer-Extractor. These highly-efficient units can now be installed on any type of floor strong enough to support them. First, second or twenty-second floor—it makes no difference.

The reason: 1) The Troy WX extracts at a moderate R.P.M. because live steam is introduced in order to raise load temperatures and reduce moisture retention to an optimum 42%. 2) Troy's heavy back-plate on the cylinder serves as a balancing wheel. 3) The

WX distributes its load evenly just prior to extraction by means of a special intermediate speed during drainage of water. 4) Troy's new, exclusive vibration isolation system is available to positively eliminate any and all vibration problems.

The significance: Troy designs power laundry equipment with interesting advantages. Complete planning service is available. For specific information write directly to Troy . . . call your Troy representative . . . see the Troy catalog in Sweet's.



TROY LAUNDRY MACHINERY
A DIVISION OF AMETEK, INC.

EAST MOLINE, ILLINOIS

For more data, circle 185 on Inquiry Card

THINK COPPER...



ALL-COPPER plumbing is best all around...cuts building costs, too!

Copper plumbing has many virtues. It speeds installation. It cuts assembly costs. It's durable. And it saves vital space on every floor.

In one 15-story hospital project, for example, architects saved **50,000 cubic feet** of space by specifying copper plumbing. And the mechanical contractor reported savings of **\$40,000** in construction costs due to the ease and speed of installing copper plumbing as opposed to ferrous piping.

You're the key man in achieving such savings. Plan on copper plumbing from the start. Capitalize on copper's assets... the rewards can be significant.

Anaconda plumbing products include Copper Water Tube, Copper DWV Drainage Tube, Copper Tube Fittings and Valves, Red Brass and Copper Pipe. For further information simply mail the coupon at right.

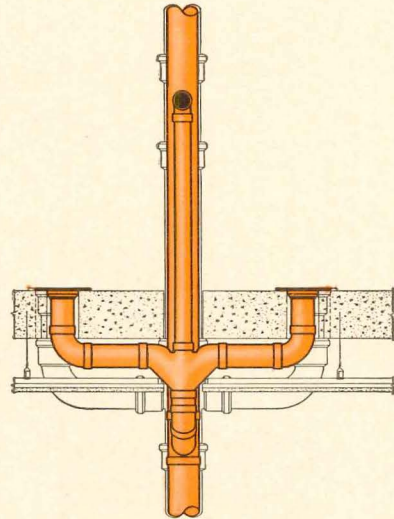
63-1186

ANACONDA
AMERICAN BRASS COMPANY

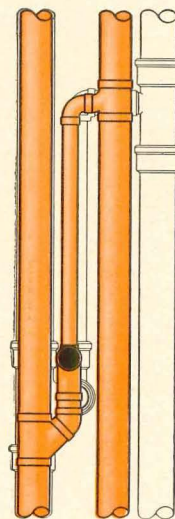
For more data, circle 186 on Inquiry Card

Here's proof copper cuts building costs

When you specify copper, you realize substantial savings... savings that can be compounded throughout the project and that provide added revenue throughout the life of the building. Here's how:



SAVES BETWEEN-FLOOR SPACE. In this layout, the use of compact, space-saving copper for the sanitary drainage system saves $5\frac{1}{2}$ " of building height per floor. In a multistory structure, this could mean thousands of dollars saved in construction materials and labor.



ADDS RENTABLE FLOOR AREA. This comparison of space required for the risers shows why copper gives you more usable floor space. This space saving may be repeated many times on each floor, adding hundreds of square feet to the income-producing areas of high-rise buildings.



Attach to your letterhead and
Check for descriptive booklet
Anaconda American Brass Company
Waterbury, Connecticut 06720

In Canada:
Anaconda American Brass Ltd., New Toronto, Ontario.

Please send booklet, "It Pays to Specify Copper"

For more data, circle 187 on Inquiry Card ➔

**Siding on this lake-front building
has a remarkable new finish
that outperforms baked enamel
3 to 4 times: Du Pont TEDLAR®**



Despite its location on the shore of Lake Erie, exposed to extremes of weather, the siding on this new Transit Building will stay fresh and new-looking for many years. It's surfaced with a new and amazingly tough finish: **TEDLAR* PVF film.**

Even though these panels with **TEDLAR** cost more than panels finished with baked enamel, maintenance costs will be lower because **TEDLAR** is three to four times more resistant to fading and chalking. **And TEDLAR** has a smooth, stain-resistant surface that does not trap dirt.

TEDLAR proved itself during construction of this building when strong winds spilled a bucket of tar over panels surfaced with **TEDLAR** as well as some painted parts

stacked on the site. Workmen were unable to remove the tar from the painted surfaces, yet the **TEDLAR** was easily cleaned and restored to original appearance.


The metal building panels, surfaced with **TEDLAR**, are made and erected by **Elwin G. Smith Co.** More and more architects are specifying **TEDLAR** as the finish on roofing and siding. **Du Pont Film Dept., Box 115A, Wilmington, Delaware 19898.**

Transit Building, Department of Port Authority, Cleveland, Ohio
Architect: Alexander A. Papesh, Cleveland, Ohio
Engineer: Osborn Engineering Co., Cleveland, Ohio
Contractor: Geo. A. Rutherford, Inc., Cleveland, Ohio

*Du Pont registered trademark for its polyvinyl fluoride film.



BETTER THINGS FOR BETTER LIVING...*THROUGH CHEMISTRY*



CAN THIS GOOD LOOKING WALL ALSO FOLD?

Indeed it can. The difference between a FAIRHURST FOLDING WALL and an "accordion door" is apparent. Quite evident is the beauty of its near-seamless facade of wood veneer, plastic or fabric. Less obvious is the real reason Fairhurst has been first in Folding Walls for over 35 years—the patented folding mechanism which assures ease of operation and positive closure without motors or exposed hardware. A FAIRHURST FOLDING WALL is always sound-retardant. It won't sag, warp or jam and can be made fire retardant if you wish. Check your SWEET'S FILE or WRITE DIRECTLY FOR COMPLETE INFORMATION.

TECHNOPLY CORPORATION Dept. A


Fairhurst FAIRHURST
DIVISION
TECHNOPLY CORPORATION

Mfrs of Folding Walls and Architectural Plywood
182-20 Liberty Avenue, Jamaica 33, New York

COLONIAL ROOM, ROOSEVELT HOTEL
Madison Ave., N.Y.C. (A Hilton Hotel.)



For more data, circle 188 on Inquiry Card



HAUGHTON


The quality name in passenger and freight elevator manufacture and maintenance for nearly a century



HAUGHTON ELEVATOR COMPANY
Division of Toledo Scale Corporation, Toledo 9, Ohio

West Coast Regional Office, Los Angeles 26
Offices in Principal Cities

For more data, circle 189 on Inquiry Card



Let Your Washroom Designs Reflect This New Concept

Bobrick Multi-Purpose Units eliminate that confused collection of accessories and enhance washroom appearance. Just one neat, recessed stainless steel cabinet now combines soap and towel dispensers, mirror, shelf, and light. Consult Sweets or write for AIA File 29-J showing other multi-purpose units and over 100 matching accessories. Bobrick architectural services available in United States, Canada, and overseas. Bobrick Dispensers, Inc., 503 Rogers Ave., Brooklyn, New York; 1839 Blake Ave., Los Angeles, California



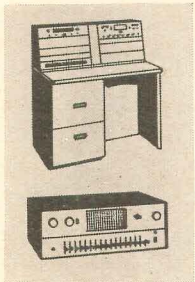
SINCE 1906 THE FIRST NAME
IN WASHROOM EQUIPMENT

For more data, circle 190 on Inquiry Card

Rauland

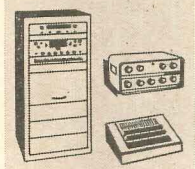
SOLID-STATE SOUND

is designed to your exact
application requirements for:



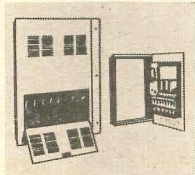
SCHOOLS

The widest selection of systems is available—with complete functional programming facilities—in a full variety of consoles, table turrets and racks—in every price range bracket.



INDUSTRY

Systems for all sound distribution needs available, including specialized paging and the new all-transistor Amplicall intercom.



CHURCHES • AUDITORIUMS

Unique in-wall transistorized amplifiers are available for inconspicuous, space-saving installations.

- **complete engineering help**
Expert RAULAND engineering help is at your command so that you can specify with confidence.
- **proof of reliability**
Thousands of RAULAND Sound Systems 10 years old or over, are still in satisfactory daily use—proof of quality and years-ahead design.
- **distributors everywhere**
There is an experienced RAULAND Engineering Distributor in your area, ready to work closely with you.

Rauland

ask for our

SPECIFICATIONS MANUAL

Detailed specifications of RAULAND Sound Equipment are available to you. Ask for our manual on your letterhead. We specialize in cooperation with architects and consulting engineers.

RAULAND-BORG CORPORATION
3535-R Addison St., Chicago, Ill. 60618

For more data, circle 191 on Inquiry Card

REYNOLDS TO GIVE \$25,000 AWARD

Nominations for the 1965 ninth annual R. S. Reynolds Memorial Award of \$25,000 are being received until December 31. The award is conferred annually on an architect who, in the judgment of his profession, has designed a significant work of architecture, in the creation of which aluminum has been an important contributing factor.

The jury, which will consist of five distinguished architects, will be appointed by the Executive Committee of the Board of Directors of The American Institute of Architects.

To be considered for the award, an architect should notify the A.I.A., or be nominated by others, using the nomination form which is available by writing The R. S. Reynolds Memorial Award, The American Institute of Architects, 1735 New York Ave., N.W., Washington D.C., 20006.

The A.I.A. will send a data binder directly to the nominee who will fill it himself with photographs, plans, and descriptive material on his structure. The data binder, to be submitted by March 9, 1965, should contain the maximum amount of appropriate information for the use of the jury. The jury review will be held in Washington on March 10-11, 1965.


TRAVEL GRANT OF \$2,000 OFFERED

Applications will be received until December 1 for the \$2,000 James Stewardson Traveling Fellowship by the New York Chapter of the American Institute of Architects. Candidates must be between the ages of 30 and 50 and must not previously have had a traveling fellowship. They must have been continuously employed—not as a principal—for at least one year immediately prior to the application in an architectural office in the territory of the New York Chapter. Copies of the application can be obtained from the office of the New York Chapter, A.I.A., 115 East 40th St., New York, New York, 10016.

HOLD EVERYTHING ...



FOOD SERVICE: KITCHEN STOREROOMS,
PREPARATION AREAS, UTENSIL STORAGE.



HOSPITALS: CENTRAL SUPPLY,
UTILITY ROOMS, MOBILE SUPPLY CLOSETS.



SCHOOLS: STATIONERY SUPPLIES,
BOOKS, ART SUPPLIES, LUGGAGE.

... WITH MARKETIER SHELVING

Modular Marketier Shelving and Modular Storage Systems are designed and built especially for institutional storage needs. **RUGGED**—Patented corner construction and double reinforced edges withstand years of use and abuse. **ADJUSTABLE**—Shelves may be instantly set at any desired spacing. Nine modular scientifically determined shelf sizes. Easy to install or relocate. **SANITARY**—Maximum ease of cleaning with solid crevice-free construction. Spills wipe up easily. Stainless steel or aluminized steel with wide variety of casters and accessories for mobile use and other applications.

Send for new brochure showing dozens of actual in-use photos.



Market Forge
EVERETT, MASSACHUSETTS 02149
SINCE 1897

For more data, circle 192 on Inquiry Card

THOUGHTS FROM A FOURTH GRADER ABOUT

“Teacher says a comfortable classroom makes it easier to learn. She says that’s why we have a Modine unit ventilator. It always knows just what temperature is best for us.”

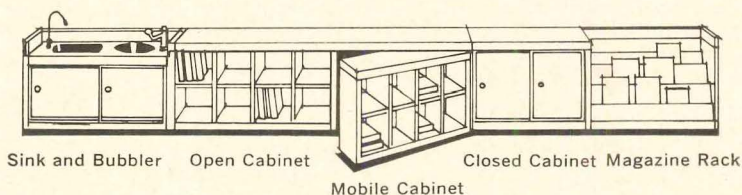
“It sure looks nice. Pretty colors and smooth, shiny edges. I can’t spell Valedictorian but teacher says it means highest honors.”



Modine Valedictorian unit ventilators are constantly alert, instantly responsive to students’ comfort needs. A unique “weather control center” dictates the total heating, cooling, ventilating and dehumidifying function of the Valedictorian.

Valedictorian units have vinyl-clad front panels in a wide variety of solid colors and wood grains. Panels are edged with sparkling chrome. Modine also offers a complete line of custom-designed storage cabinets and other matching accessories.

A full line
of attractive,
functional accessories.



Sink and Bubbler Open Cabinet Mobile Cabinet Closed Cabinet Magazine Rack

WRITE TODAY FOR
UNIT VENTILATOR
BULLETIN 1264

MODINE Valedictorian UNIT VENTILATORS

“Teacher musn't know how strong our Valedictorian is. She always scolds when I climb on it. But I never seem to hurt it any.”

“Oh, oh, here she comes. Everybody sure gets quiet when teacher comes in the room. She says we should be like the Valedictorian . . . it's *always* quiet.”



Valedictorian beauty is virtually student-proof. Heavily-reinforced, sturdy-steel construction! Durable, baked enamel finishes! Chip-resistant chrome! Scuff-resistant vinyl! Maintenance is further simplified by slide-out filters, pushbutton lubrication.

Quiet and vibrationless! Two-speed motor and low-speed centrifugal blower fans meet the most rigid acoustical requirements. And Modine design prevents small objects, such as paper clips, from falling into the fans, causing fan damage, or being hurled into the room.




Modine MANUFACTURING COMPANY

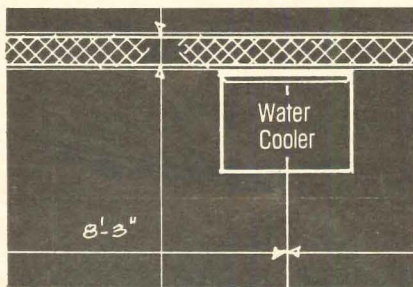
1510 DeKoven Avenue, Racine, Wisconsin

The Valedictorian is more sensitive to classroom comfort than the student body!

For more data, circle 193 on Inquiry Card



Westinghouse Wall Line Water Coolers... fit your plans



(and take 26% less space at that)

Compact design projects only 12" from wall . . . takes 26% less space. No exposed plumbing or dirt-catching space behind cooler. Easier and less expensive to install, too, because slip fitting eliminates pipe threading and soldering. Available in 6- to 20-gallon capacities plus "on-the-wall" models in 8-, 11-, and 15-gallon capacities. Full 5-year warranty on all functional parts as well as refrigeration system. Check the Yellow Pages for your local distributor or send in the coupon below.

You can be
sure if it's
Westinghouse



Westinghouse Electric Corporation
Water Cooler Department
Columbus 16, Ohio

Please send me details on Westinghouse Water Coolers.

Name _____

Company _____

Address _____

City _____ Zone _____ State _____

For more data, circle 194 on Inquiry Card

A.I.A. TO HOLD PLANNING SEMINAR

The Cincinnati Chapter of the American Institute of Architects will sponsor an urban planning seminar to be held in the Sheraton Gibson Hotel, Cincinnati, on December 4. The conference is part of a series intended to make governmental, professional, business and community leaders more aware of their esthetic responsibility in urban development.

Speaking at the seminar will be Robert Geddes of the Philadelphia renewal effort, Vincent Scully of Yale, Paul Spreiregen of the A.I.A. national staff and Richard Snibbe of New York, a member of the National Committee on Esthetics of the A.I.A.

The Secretary of the Interior, Stewart Udall, and Louis Kahn of the University of Pennsylvania will participate if their schedules permit.


LAND ACQUISITION TO BEGIN AT FIRE ISLAND

Secretary of the Interior, Stewart Udall, promised an immediate start on land acquisition for the new Fire Island National Seashore in a speech in Garden City, N.Y., October 21.

"We have already commenced work on appraising properties to be acquired and have conferred with officials in the Department of Justice concerning condemnation proceedings," Mr. Udall said. A land acquisition office was established in Patchogue, Long Island, on October 22, headed by the new seashore's superintendent, Henry G. Schmidt, former superintendent of Isle Royale National Park, Michigan.

Fire Island, one of the few remaining undeveloped segments of shoreline along the Atlantic Coast, was authorized for National Seashore status by President Johnson on September 11. It is one of four new National Seashores authorized by Congress since 1961. The others are Cape Cod, Massachusetts; Padre Island, Texas; and Point Reyes, California.

THIS SPACE CONTRIBUTED BY THE PUBLISHER



Tomorrow, scientists
may discover the
cause of leukemia.
But today
we need your help.

The American Cancer Society is devoting more research money to leukemia than to any other form of cancer. Many different possibilities are being explored—viruses, anticancer drugs, early diagnosis, immunology, bone marrow transplantation.

Progress is being made. Lives are prolonged by many months, sometimes by years, with drugs and other therapy. The course of leukemia has been slowed and even temporarily halted by chemicals and blood transfusions.

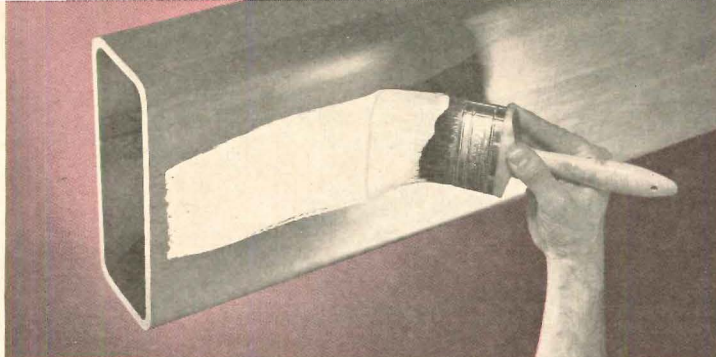
And today there is hope. Many research scientists believe that the next major breakthrough may be against leukemia. But much more could and should be done—now. This will take money—lots of money.

Your dollars will help bring closer the day of victory. Please give generously. Mail your check to CANCER, c/o your local post office.



AMERICAN CANCER SOCIETY

For more data, circle 195 on Inquiry Card



paint

Bethlehem Hollow Structurals

... and expose them for their beauty

We *cold-form* our hollow structural sections from blast-cleaned steel to make sure you get a smooth surface that paints beautifully. 146 sizes and gages from which to select the sections that fit your ideas exactly. Good reasons to specify Bethlehem.


Hollow structurals are ideal for exposed beams and columns . . . handrails, mullions, lintels . . . spandrels, roof trusses and joists, curtain wall systems, and space frame structures.




Steel for Strength

Bethlehem Steel Company, Bethlehem, Pa. Export Sales: Bethlehem Steel Export Corporation.

BETHLEHEM STEEL




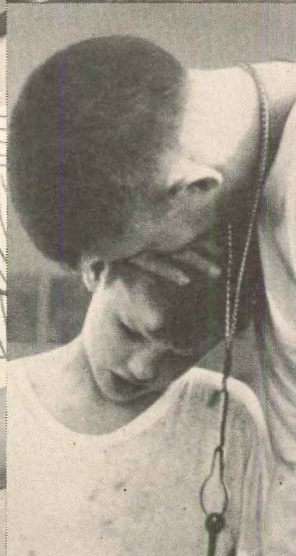

*One gift works many wonders
 For children,
 For the handicapped,
 For distressed families,
 For the sick, the aged,
 For our community,
 For our country. For you.
 Give the United Way.*



We are all brothers. We are all one family. When trouble strikes one of us, we are all diminished. The neglected baby, the homeless grandmother, the crippled father, the teen-ager in trouble; teachers, doctors, nurses, volunteer work-



ers, counsellors—we must join with them; for they are our family. Each year, through the United Way campaign, you can fulfill your responsibility to your family; to yourself. You can renew yourself by giving. Please give generously.



Space contributed as a public service by this magazine.

exciting **CHF** designs

One of new CHF
bases (984) and
chair by Denzler
Dresser Design

Custom Designing
CHICAGO
HARDWARE
FOUNDRY CO.
No. Chicago, Ill.



For more data, circle 181 on Inquiry Card

CARAM-MIRACLE LIQUID APPLIED SYSTEM

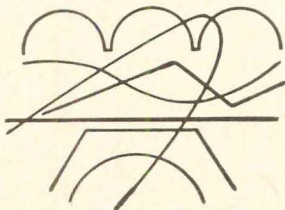
Formulated From Neoprene-Hypalon® (DuPont TM)

...THE ANSWER TO MODERN ROOFING

Check These Products—Sold Through Approved Applicators

- ✓ **KOLORPRENE**® for roofs
- ✓ **KOLORGRIT**® for traffic decks
- ✓ **PROMENADE**® for balconies
and foot traffic

For roofs of normal or unusual shape—curved, warped, folded plate, etc.—the Caram-Miracle Roofing System gives architects complete freedom in choice of color. Now being used extensively on monolithic reinforced concrete, light-weight aggregate concrete and exterior plywood.

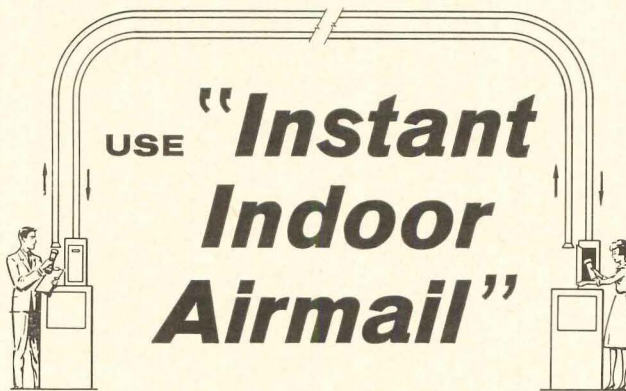


MIRACLE ADHESIVES CORPORATION
250 PETTIT AVENUE • BELLMORE, N. Y.

For more data, circle 182 on Inquiry Card

How to provide efficient internal communications:


USE **"Instant
Indoor
Airmail"**



A modern Pneumatic Tube System can often pay for itself in less than a year. Not only does it slash the cost of messengers—it also speeds communications, increases efficiency, eliminates verbal misunderstandings.

Ideal for hospitals, office buildings, libraries, banks, factories, warehouses, etc. We take start-to-finish responsibility . . . backed by a half-century of experience in the pneumatic tube business.

Get cost-saving facts. Write today for illustrated literature.




**Standard
Conveyor
COMPANY**




312-L Second St., North St. Paul, Minn. 55109 • Tel. 612: 777-1355

For more data, circle 183 on Inquiry Card

ANCHOR® RAILING SYSTEMS PROTECT BEAUTIFULLY



up on the sun deck . . .



Silver Spring House,
Wagman Construction Co.—Builders, Wheaton, Md.

and all the way down.

It is luxury appearance at low cost.

Anchor Railing Systems, made of rust-proof aluminum, are available in various designs featuring vertical square pickets, colored panels, and Modernmesh.

For beautiful protection . . . at low initial cost and with next-to-nothing maintenance . . . use Anchor Railing Systems for balconies, sun decks, and walkways. They provide security as well as good looks.

Our national network of company-employed erectors will install Anchor Railing Systems anywhere in the United States fast and efficiently.

You can get detailed information by calling your local Anchor man, or by writing: Anchor Post Products, Inc., 6690 Eastern Avenue, Baltimore, Md. 21224.

AP
**ANCHOR POST
PRODUCTS INC.**

Plants in Baltimore, Houston, Los Angeles

For more data, circle 196 on Inquiry Card



Modern Aluminum Racks Tailored to Fit Your Exact Specifications

- ★ Built to your specified length
 - ★ Models to fill your multiple shelf requirement
 - ★ All racks are adjustable in height
 - ★ Can be wall mounted, ceiling hung or floor to ceiling mounted
 - ★ Continuous inside or outside corners
 - ★ Models with hanger bar or double pronged hooks
- The coat racks chosen for the "John Deere Administration Center", Moline, Illinois

For complete information and specifications write for catalog. CL-52

VOGEL-PETERSON CO. • ELMHURST, ILL.

For more data, circle 197 on Inquiry Card

NEW! SOLVES YOUR PARKING DESIGN PROBLEMS

Mobile Parking Template

PAT. PENDING

DRAFTING INSTRUMENT DEVELOPED BY LEADING WEST COAST
ENGINEERING FIRM FOR THEIR OWN USE

Used directly on print to determine accurately accessibility of parking spaces, access, ramps, driveways, clearance from structural elements, etc. Scaled from standard large car dimensions. 2 sizes: $\frac{1}{8}$ " = 1'-0" & $\frac{1}{4}$ " = 1'-0". Accurately machined. Both in handsome instrument case. Postage paid. Set of 2, with case—\$9.50 (plus 50¢ sales tax & handling)

Mobile Parking Templates
P.O. Box 48685
Los Angeles 48, California

USE THIS HANDY ORDER FORM

Gentlemen: Please send _____ sets of Mobile Parking Templates.

Enclosed \$ in check or money order.

Name _____

Address _____

City _____ Zone _____

State _____

For more data, circle 198 on Inquiry Card



Dormitory Towers and Food Services Building, University of Nebraska, Lincoln. Architects: Davis & Wilson, Lincoln. Contractor: Lippert Bros. Inc., Oklahoma City. Concrete Panel Manufacturer, Nebraska Prestressed Concrete Co., Lincoln. Panel Erector: Electric Properties Co., Lincoln.




DAVIS & WILSON chose precast white concrete for the 150,000 square feet of panels enclosing this student-living project at the University of Nebraska. Made with ATLAS WHITE portland cement and a quartz aggregate, all concrete panels on the two 13-story towers are identical in size. This facilitated manufacture, delivery and erection of the units. The four 2-story panels between windows form rectangles which are the closets for the rooms. Largest panel on the towers is 5'1¼" x 20'2" x 3½"; largest on the 4-story building between them is 7'7" x 22'. Much of the erecting was done in dead winter, which would have been virtually impossible with other building materials. ■ Today, more architects are specifying precast white concrete for its ease of installation as well as the design freedom it offers. It can be cast in a great variety of sizes, colors, shapes and textures. ■ For specific information, consult your local precast concrete manufacturer. For literature, write Universal Atlas, 100 Park Ave., New York, N.Y. 10017.



**Universal Atlas Cement
Division of
United States Steel**

"USS" and "Atlas" are registered trademarks WF-71


For more data, circle 199 on Inquiry Card



Ceco Steelform Service (Steeldomes illustrated) includes (1) furnishing, erecting and removing shores and open wood framing (centering), and (2) supplying the necessary Steelforms and labor for their erection and removal. Ceco Service takes the guesswork out of floor forming. The architect, engineer, contractor and owner know the final cost before the job starts. A firm quotation from Ceco takes the variables out of cost estimating.

Another Ceco high-rise project, under construction (Ceco Steeldome, Longform and Centering Service) / Columbia Broadcasting System, Administration Headquarters, New York City / Eero Saarinen & Associates, architects / Paul Weidlinger, structural engineer / George A. Fuller Company, general contractors / Brennan & Sloan, Inc., reinforced concrete construction / This 38-story project was erected on a tight schedule—a floor completely poured every four days.

Typical high-rise Steeldome project (Ceco Steeldome and Centering Service) / One Charles Center Building, Baltimore, Md. / Mies van der Rohe, architect / Farkas & Barron, structural engineers / Metropolitan Structures, Inc., general contractors / Bollinger-Leland Construction Company, concrete contractors / This waffle flat-slab design, with high-strength bars and lightweight concrete, cost 50¢ per square foot less than the alternate structural steel design.



In the Southwest, still another high-rise building (Ceco Flangeform and Centering Service) / Petroleum Club, Tulsa, Oklahoma / Kelley & Marshall, architects / T. C. Bateson Construction Company, general contractors / Ceco also formed the flush beams for the floor system, and the beams around elevator shafts and stair openings. Further, Ceco did the shoring for the roof overhang (illustrated). Call on Ceco for experienced forming service.

up, up, up! with CECO Steelform Service

Look around the country at the new high-rise buildings. Everywhere you'll see monolithic concrete joist construction formed by Ceco Steelform Service. One Charles Center in Baltimore. CBS Headquarters in New York. The Petroleum Club in Tulsa. The Merchandise Mart in Atlanta. Kiewit Plaza in Omaha. Lamar Towers in Houston. These are only a few of the modern multiple-story buildings with floor systems formed by Ceco.

Your own design can be exciting and unusual . . . yet economical, because Ceco Steelforms are available in a broad range of standard sizes coast to coast. You can achieve the effect you want without costly special sizes.

Ceco Steelform Service keeps construction on schedule. Result: Buildings are completed on time—earn income quickly. Architects, engineers and contractors are sure of dependable service because Ceco has more than 52 years of Steelform experience, and has formed more than 500,000,000 square feet of monolithic concrete joist construction.

There are other advantages. Fill in coupon for Bulletin 4001-S, which gives full details.

extensive? yes!

expensive? no!



CECO Steel Products Corporation
5601 West 26th Street
Chicago, Illinois 60650
Sales offices and plants in principal cities

Please send Bulletin 4001-S,
entitled "Ceco Steelforms."

We are interested in studying the use
of monolithic concrete construction
for the following project:

name _____ title _____

firm _____

address _____

city _____ state _____ zip code _____


AR

For more data, circle 200 on Inquiry Card


from
the
Golden Gate

to
Montauk Light

you'll
find



..in
America's
finest
structures...



TOILET COMPARTMENTS / SHOWER STALLS / TOILET ROOM ACCESSORIES

WRITE FOR FREE CATALOG

GLOBAL STEEL PRODUCTS
CORP.
80H SMITH ST. • FARMINGDALE, N. Y.

See our catalog in Sweet's Architectural file 22b/GL


For more data, circle 201 on Inquiry Card

STATEMENT OF OWNERSHIP, MANAGEMENT AND CIRCULATION (ACT OF OCTOBER 23, 1962; SECTION 4369, TITLE 39, UNITED STATES CODE)

1. Date of Filing.—Oct. 1, 1964.
2. Title of Publication.—ARCHITECTURAL RECORD (combined with American Architect and Architecture).
3. Frequency of Issue.—Monthly.
4. Location of Known Office of Publication (Street, city, county, state, zip code).—10 Ferry Street, Concord, Merrimack County, New Hampshire—03302.
5. Location of Headquarters or General Business Offices of the Publishers (not printers).—330 West 42nd Street, City, County and State of New York—10036.
6. Names and Addresses of Publisher, Editor and Managing Editor.—Publisher: Eugene E. Weyeneth, 330 West 42nd Street, New York, N.Y.—10036; Editor: Emerson Goble, 330 West 42nd Street, New York, N.Y.—10036; Managing Editor: Miss Jeanne Davern, 330 West 42nd Street, New York, N.Y.—10036.
7. The owner is McGraw-Hill, Inc., 330 West 42nd Street, New York, N. Y.—10036. Stockholders holding 1 per cent or more of stock are: Donald C. McGraw, Elizabeth McGraw Webster, Donald C. McGraw, Jr. & Harold W. McGraw, Jr., Trustees under Indenture of Trust m/b James H. McGraw, dated 1/14/21 as modified; Donald C. McGraw & Harold W. McGraw, Trustees under an Indenture of Trust m/b James H. McGraw, dated 7/1/37 as amended; Donald C. McGraw, individually; Donald C. McGraw & Catharine McGraw Rock as executors of the Estate of Mildred W. McGraw, all of 330 West 42nd Street, New York, N. Y.—10036.
8. Known bondholders, mortgagees, and other security holders owning or holding 1 per cent or more of total amount of bonds, mortgages or other securities (if there are none, so state).—None.
9. Paragraphs 7 and 8 include, in cases where the stockholder or security holder appears upon the books of the company as trustee or in any other fiduciary relation, the name of the person or corporation for whom such trustee is acting, also the statements in the two paragraphs show the affiant's full knowledge and belief as to the circumstances and conditions under which stockholders and security holders who do not appear upon the books of the company as trustees, hold stock and securities in a capacity other than that of a bona fide owner. Names and addresses of individuals who are stockholders of a corporation which itself is a stockholder or holder of bonds, mortgages or other securities of the publishing corporation have been included in paragraphs 7 and 8 when the interests of such individuals are equivalent to 1 per cent or more of the total amount of the stock or securities of the publishing corporation.
10. This item must be completed for all publications except those which do not carry advertising other than the publisher's own and which are named in Sections 132.231, 132.232, and 132.233, Postal Manual (Sections 4355a, 4355b, and 4356 of Title 39, United States Code):
 - A. Total no. copies printed (net press run)—average no. copies each issue during the last 12 months, 45,714; single issue nearest to filing date, 44,376.
 - B. Paid Circulation. 1. To term subscribers by mail, carrier delivery or by other means—average no. copies each issue during preceding 12 months, 38,286; single issue nearest to filing date, 39,500. 2. Sales through agents, news dealers or otherwise—average no. copies each issue during preceding 12 months,—; single issue nearest to filing date. —.
 - C. Free distribution (including samples) by mail, carrier delivery, or by other means—average no. copies each issue during preceding 12 months, 5,925; single issue nearest to filing date, 4,373.
 - D. Total no. of copies distributed. (Sum of lines B1, B2 and C)—average no. of copies each issue during preceding 12 months, 44,211; single issue nearest to filing date, 43,873.

I certify that the statements made by me above are correct and complete.

McGRAW-HILL, INC.
By John J. Cooke,
Vice President & Secretary



This is **MOSAIC** Panel Wall*
It is 66% lighter than Pre-cast Panels.

IT IS A COMPLETE INTERIOR-EXTERIOR WALL SYSTEM.

... weighs only 10 to 16 pounds per square foot ... saves you money in structural framing ... saves installation time; two men can place 40 to 50 panels (average, 40 square feet each) per day ... saves cost of large rigging crews and heavy lifting equipment ... rig shown cost only \$450, required only two men to operate.

IT HAS A TWO-HOUR FIRE RATING.

... tested in accordance with the standard method of fire tests of building construction and materials, ASTM Designation E 119-61 ... meets the requirements for Class A construction by The New York City Board of Standards and Appeals ... saves the cost and weight of expensive back-up construction.

**IT IS PRE-FINISHED
IN A WIDE VARIETY OF SURFACE-MATERIALS.**

... ceramic mosaics, glass mosaics, stone mosaics, raised aggregates, flat aggregates, limestones, marbles, granites ... gives the designer unlimited variety in texture, pattern, color and scale ... all materials are set with special flexible, waterproof and frost-resistant materials, under strict quality-control at the factory.

ITS INTERIOR SURFACE CAN BE FINISHED.

... with gypsum wall board, gypsum lath and plaster or metal lath and plaster ... it even has a space to run conduit.

IT IS PRE-INSULATED.

... two layers of insulation give the wall a "U" Factor of .09 ... sound reduction qualities are excellent.

IT IS FLEXIBLE IN DESIGN.

... you specify the exterior and interior finish, the size ... can be furnished with or without window units, glazed or unglazed ... you can also specify matching column covers and thin veneering panels for remodeling work or new construction.

IT IS BACKED BY THE MOSAIC TILE COMPANY.

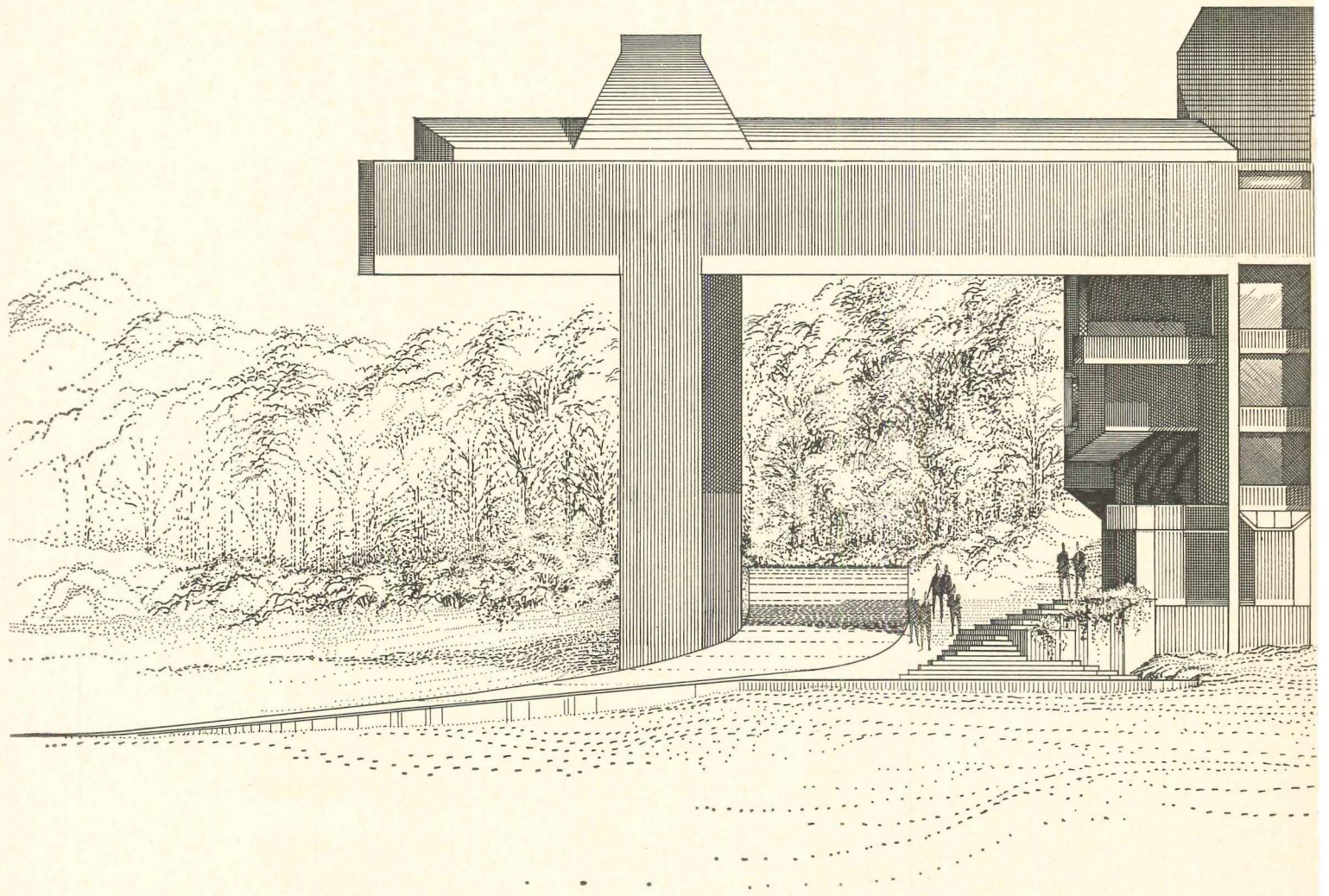
... a large, long time supplier to the construction industry who knows your problems and can supply you with on-the-spot assistance. If you are contemplating panel construction of this type, we would welcome an inquiry direct or through your nearest Mosaic representative. "Mosaic" is the trademark of The Mosaic Tile Company.

*(Patent Pending)




Mosaic Building Products, Inc.
Jordan Ave., Mooresville, Indiana
A Subsidiary of The Mosaic Tile Company

For more data, circle 202 on Inquiry Card



ARCHITECTURE IS CHANGING



Creative Arts Center, Hamilton, New York
Architect: Paul Rudolph
Drawing by Davis Bité

RAPIDLY...

... and Record editors use all the *exclusive* information sources at their command not only to keep abreast of the change, but to lead it.

For example — Dodge Reports provide Record editors with a stage-by-stage history of building projects from contemplation to completion. This means that Record editors are informed *first* on significant new projects and the responsible architects and engineers to contact. And also from Dodge Reports, a Cumulative Activity Record is maintained on the dollar volume of individual architectural and engineering firms. This aids Record editors in timing and balancing editorial content in terms of the actual practice of readers.

There are other examples... McGraw-Hill / Dodge Construction Statistics, Continuing Readership Research and Mills Shepard Editorial Research... all exclusive and all invaluable in helping Record editors deliver architecture's best-read magazine.

Want proof? — Write for your copy of the results of 207 independently sponsored readership studies.



**ARCHITECTURAL
RECORD** 330 WEST 42ND STREET
NEW YORK, N. Y. 10036

A MCGRAW-HILL / DODGE PUBLICATION  




Power failure can close a business!

That's why a Kohler Stand-by Electric Plant belongs in your plans and specifications!

More than the lights go off when electrical power fails. Everything from electric typewriters to digital computers grind to a halt. In modern business, loss of power virtually closes things up. That's costly...and the best reason there is for being Kohler-equipped in case power fails.

In your planning, keep this Kohler "Check List" in mind. It's the measure of value for electric plants.

1. Unitized design—perfect match of engine and generator fully assembled and tested at the factory.
2. Automatic voltage and speed regulation—maintain a steady level of power for best performance at all loads.



3. One source responsibility—the Kohler name, reputation and experience stand behind the complete plant.
4. Heavy duty design—job capabilities beyond their rated power protect Kohler Electric Plants from damage and abuse.

5. Nationwide sales and service—one source service easily obtained and performed by Kohler-trained distributors.

Every Kohler Electric Plant has a permanent record of performance behind it at the factory. And, of course, every plant carries a full-year warranty. See your Kohler Distributor or write Dept. EP4-511, Kohler Co., Kohler, Wisconsin.

KOHLER OF KOHLER

Kohler Co., Established 1873, Kohler, Wisconsin

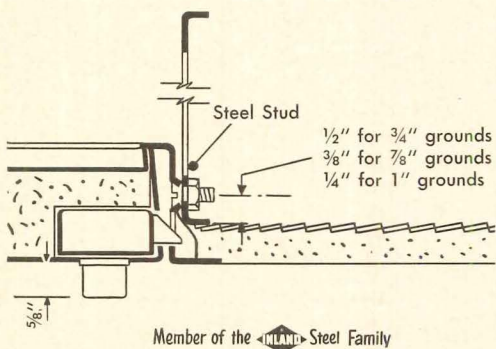
ENAMELED IRON AND VITREOUS CHINA PLUMBING FIXTURES • ALL-BRASS FITTINGS • ELECTRIC PLANTS • AIR-COOLED ENGINES • PRECISION CONTROLS

For more data, circle 206 on Inquiry Card



Entirely new
steel access
door has UL
1½-hour "B" rating

NEW MILCOR FIRE-RATED ACCESS DOOR



First access door to earn the Underwriters Laboratories 1½-hr. "B" Label — the Milcor Fire-Rated Access Door. You can specify it for service openings in plaster, masonry, tile, or wallboard construction. Sizes, 12" x 12", 16" x 16", 24" x 24", and 32" x 32".

Door has continuous hinge — and latches automatically. When closed and locked, door is semi-tamperproof, but unlocks easily with a screwdriver. The Milcor Fire-Rated Access Door is too new to be found in Sweet's now. Write for catalog page 734-4.

MILCOR®
BS-7

Inland Steel Products Company
DEPT. K, 4033 W. BURNHAM ST., MILWAUKEE, WISCONSIN 53201
BALTIMORE, CHICAGO, CLEVELAND, KANSAS CITY, LOS ANGELES,
MILWAUKEE, MINNEAPOLIS, NEW YORK, AND SAN FRANCISCO

For more data, circle 203 on Inquiry Card

Index to Advertising


PRE-FILED CATALOGS of the manufacturers listed below are available in the 1964 Sweet's Catalog File as follows: (A) Architectural File (green), (IC) Industrial Construction File (blue), (LC) Light Construction File (yellow).

- Addex Mfg. Co. 79
 Advance Transformer Co. 117
 Aerofin Corp. 244
 Air Devices, Inc. 254
 A-IC Allied Chemical Corp., Barrett Div. 120-121, 228-229
 A-IC-LC Aluminum Co. of America ... 250-251
 A-IC Amerada Glass Corp. 83-84
 American Air Curtain Corp. 262
 IC American Air Filter Co. 318-319
 A-LC American Biltrite Rubber Co. 271
 A American Elumin Co. 322-323
 American Gas Association 308
 A-IC-LC American Plywood Association 272-273
 A-IC-LC American Saint Gobain Corp. ... 42-43
 A-IC-LC American Sisalkraft 32
 A-LC American Telephone & Telegraph Co. 53
 A AMETEK, Inc., Troy Laundry Machinery Div. 344
 A-LC AMTICO FLOORING DIVISION 271
 A AMWELD Building Products 21
 Anaconda American Brass Co. 345
 A-IC Anchor Post Products, Inc. 356
 A-LC Andersen Corp. 268-269
 Architectural Record 362-363
 A Armc Steel Corp. 106
 A-IC-LC Armstrong Cork Co. 2nd Cover, 1, 280-281
 A Bally Case & Cooler, Inc. 132
 A-IC Barcol Overdoor Co., sub. Barber-Colman Co. 242
 A-IC Barrett Div., Allied Chemical Corp. 120-121, 228-229
 Barwick Mills, E. T. 109
 A-IC Bayley Co., William 57
 A-LC Bell Telephone System 53
 A Bencke Corp. 79
 A Benjamin Div., Thomas Industries, Inc. 133-134
 A-IC Bethlehem Steel Co. ... 275 to 278, 353
 A Bobrick Dispensers, Inc. 348
 A-IC Borden Metal Products, Co. 27
 A-IC Bradley Washfountain Co. 98-99
 Bryant Electric Co. 274
 A Buensod-Stacey Corp. 249
 A-LC California Redwood Association ... 320
 A Cambridge Tile Mfg. Co. 300
 A-IC-LC Carrier Air Conditioning Co. 308
 A Carthage Marble Corp. 253
 A-LC Case Mfg. Div., Ogden Corp. 300
 Cast Iron Soil Pipe Institute 60-61
 A Ceco Steel Products Corp. 358-359
 A-IC Celotex Corp. 264-265
 Chemstrand Co. 297
 Chicago Hardware Foundry Co. ... 355
 Concrete Reinforcing Steel Institute 298-299
 A-IC Cookson Co. 246
 Da-Lite Screen Co., Inc. 116
 A Day-Brite, Div. of Emerson Electric Co. 72-73
 A-IC-LC Devoe & Reynolds Co., Inc. 107
 Dodge Reports 342
 A-IC Donn Products, Inc. 110
 A-IC-LC Douglas Fir Plywood Association 272-273
 A-IC Dover Corp., Elevator Div. 2-3
 A-IC-LC Dow Chemical Co. 306-307
 A Dow Corning Corp. 28
 DuKane Corp. 294-295
 DuPont de Nemours & Co., E. I. 62, 346-347
 A-IC-LC Dur-O-Wal, Inc. 11
 A Eastern Products Corp. 3rd Cover
 Eastman Chemical Products, Inc., Plastic Sheeting Div. 30-31
 Eggers Plywood Co. 309
 A Electromode Div., Friden, Inc. 256
 A Elkirt Verticals, Inc. 49
 A Ellison Bronze Co. 266
 A-LC Engineered Products Co. 116
 A Fairhurst Div., Technopy Corp. ... 348
 A-LC Fiat Metal Mfg. Co., Inc. 79
 A Flexalum Div., Bridgeport Brass Co. 85
 A Floor Tile Div., Ruberoid Co. 19
 Ford Motor Co. 257 to 259
 A-IC-LC Frantz Mfg. Co. 108
 Fuller Co., H. B. 293
 A-IC-LC General Electric Co. 71, 222
 Glidden Co. 368
 A Glynn-Johnson Corp. 124
 A Global Steel Products Corp. 360
 A Haughton Elevator Co. 348
 A Haws Drinking Faucet Co. 82
 A Holcomb & Hoke Mfg. Co. 334
 Holophane Co., Inc. 16-17
 Holt, Rinehart & Winston, Inc. ... 336
 LC Honeywell 227
 Hooker Chemical Corp. 138
 A-LC Hunt Electronics Co. 111-112
 A-IC-LC Inland Steel Products Co. ... 260-261, 365
 A Insulrock Div., Flintkote Co. 22
 International Exposition Co. 296
 A-IC Irving Subway Grating Co., Inc. ... 290
 A-LC ITT Bell & Gossett, Inc. 317
 A Jamison Cold Storage Door Co. ... 232
 Janitrol Div., Midland-Ross Corp. 302-303
 A-IC-LC Johns-Manville .. 102-103, 267, 338-339
 A-IC-LC Jones & Laughlin Steel Corp. ... 224-225
 A Kaiser Aluminum & Chemical Corp. 75
 A-IC-LC Kentile, Inc. 7
 A-IC Kinner Mfg. Co. 226
 A-IC Kohler Co. 58, 364
 A-IC-LC Koppers Co. 65 to 70
 K-S-H Plastics, Inc. 287
 A LCN Closers, Inc. 128-129
 Leopold Co. 29
 A Levolor Lorentzen, Inc. 316
 A-IC-LC Libbey-Owens-Ford Glass Co. 105
 Lighting Products, Inc. 329
 A Lightolier, Inc. 24
 A Linnen Supply Assn. of America ... 44
 A Lockwood Hardware Mfg. Co. 215
 A Ludowici-Celadon Co. 55
 A Luminous Ceilings, Inc. 101
 A-IC Mahon Co., R. C. 324
 A Maple Flooring Mfrs. Assn. 54
 A Marble Institute of America, Inc. 243
 A Market Forge Co. 349
 A Marmet Corp. 340-341
 A-LC Marsh Wall Prod. Div., Masonite Corp. 343
 A-LC Masonite Corp. 330-331
 McKinney Mfg. Co. 270
 McQuay, Inc. 240-241
 A-IC Meadows, Inc., W. R. 234
 Medusa Portland Cement Co. 255
 A Metal Roof Deck Technical Institute 74
 Minnesota Mining & Mfg. Co. 45 to 48
 A-IC-LC Miracle Adhesives Corp. 355
 A-IC-LC Mississippi Glass Co. 285-286
 Mobile Parking Templates 356
 Modine Mfg. Co. 350-351
 IC Monsanto Co., Bldg. Prod. Dept. ... 97
 Mo-Sai Institute, Inc. 262-263
 A Mosaic Tile Co. 361
 A Muzak Corp. 233
 A-IC-LC National Gypsum Co. 314-315
 A National Plastic Prod. Co., Inc., Nevamar Co. Div. 136-137
 A Newman Brothers, Inc. 336
 Olin Mathieson Chemical Corp., Organics Div. 135
 A Osmose Wood Preserving Co. of America, Inc. 104
 A Otis Elevator Co. 87
 A Overly Mfg. Co. 56
 Pilkington Brothers Limited 59
 A-IC Pittsburgh Corning Corp. 50
 A-IC-LC Pittsburgh Plate Glass Co. 125, 325 to 328
 LC Portland Cement Association 94-95, 332
 Prestressed Concrete Institute 231
 Rauland-Borg Corp. 349
 A-LC Red Cedar Shingle & Handsplit Shake Bureau 90-91
 A Republic Steel Corp. 41
 A-IC-LC Revere Copper & Brass, Inc. ... 130-131
 A-IC Richards-Wilcox Div., Hupp Corp. 239
 A Robbins Flooring Co. 100
 A Rohm & Haas Co. 51
 A-LC Rolscreen Co. 291-292
 A Rowe Mfg. Co. 279
 A Ruberoid Co., Floor Tile Div. 19
 A Sanymetal Products Co., Inc. 245
 Schemenauer Mfg. Co. 313
 A Schlage Lock Co. 63
 Schokbeton Products Corp. 118-119
 A Sedgwick Machine Works 312
 A Silent Gliss, Inc. 321
 A Simmons Co. 333
 A-IC Simpson Redwood Co. 301
 A-IC Simpson Timber Co. 301
 Slater Electric Co. 296
 A-IC Sloan Valve Co. 4th Cover
 Smith-Gates Corp. 116
 A Southern Equipment Co. 300
 A Standard Coated Products, Inc. ... 230
 A-IC Standard Conveyor Co. 355
 Steelcase, Inc. 88
 A Steel Joist Institute 305
 A-IC Stic-Klip Mfg. Co. 367
 A-IC Super Sky Products, Inc. 113
 A-IC Surface Engineering Co. 218
 Sweet's Catalog Service 367
 A-IC Sylvania Electric Products, Inc. 310-311
 A-LC Symons Mfg. Co. 118
 Talk-A-Phone Co. 304
 A Tassell Hardware Co. 336
 A Titus Mfg. Corp. 216-217
 Torjesen, Inc. 64
 A Tremco Mfg. Co. 86
 A Trinity White, General Portland Cement Co. 8
 A Troy Laundry Machinery Div., AMETEK, Inc. 344
 A-LC United States Plywood 247-248
 United States Steel Corp. (subs.) 80-81, 282, 288-289, 357
 A Universal Atlas Cement 282, 357
 Upjohn Co., Polymer Chemicals Div. 337
 Vectra Co. 77-78
 A Vogel-Peterson Co. 356
 Weis-Fricke Mahogany Co. 335
 West Coast Lumbermen's Assn. 114-115
 A-IC-LC Westinghouse Electric Corp. 33 to 40, 235 to 238, 352
 A-LC Weyerhaeuser Co. (Wood Prod. Div.) 126-127
 A-IC-LC Wiegand Co., Edwin L. 25
 A-IC Wilson Research Corp. 252
 A-LC Yale & Towne 76
 A-IC-LC York Corporation 122-123

NEW YORK—James E. Boddorf, Advertising Sales Mgr., Sam H. Patterson, Promotion Mgr.; Joseph R. Wunk, Advertising Production Mgr., 330 W. 42nd St.; NEW YORK SALES OFFICE—John I. Howell, James B. Ryan, Donald T. Lock, 500 Fifth Ave.; ATLANTA—Shelden F. Jones, 1375 Peachtree St., N.E.; CHICAGO—Robert T. Franden, James A. Anderson, Robert Kliesch, 645 N. Michigan Ave.; CLEVELAND—John C. Jackson, Louis F. Kutcher, 55 Public Square; DALLAS—Bradley K. Jones, Vaughn Building; DENVER—John W. Patten, 1700 Broadway; DETROIT—Louis F. Kutcher, 856 Penobscot Bldg.; LOS ANGELES—Robert L. Clark, 1125 West Sixth St.; PHILADELPHIA—Michael J. Davin, John A. Teffy, 6 Penn Center Plaza; PITTSBURGH—John C. Jackson, Four Gateway Center; ST. LOUIS—Richard Grater, 7751 Carondelet Ave., SAN FRANCISCO—Tom Tredwell, 255 California St.

A-IC-LC*

TELLS YOU WHERE TO REACH
FOR BUYING INFORMATION!



*These symbols are used in the facing index to tell you which advertisers make their catalogs instantly accessible in Sweet's Catalog Files. The letters stand for the Architectural, Industrial Construction and Light Construction Catalog Files.




SWEET'S CATALOG SERVICE,
F. W. DODGE CO. 330 W. 42ND ST. NEW YORK 36, N. Y.
DIV. OF MCGRAW-HILL INC.

IN INDUSTRIAL PLANTS, HOSPITALS,
SUPERMARKETS, BAKERIES, WAREHOUSES

RUBBAIR FLEXIBLE DOORS OUTLAST ORDINARY DOORS BY AS MUCH AS 10 TO 1

Rubbair Doors are designed to take the punishment in an industrial operation from fast-moving motorized vehicles. They are constructed to absorb the shock which normally would splinter door frames, shear screws or fracture hinges.



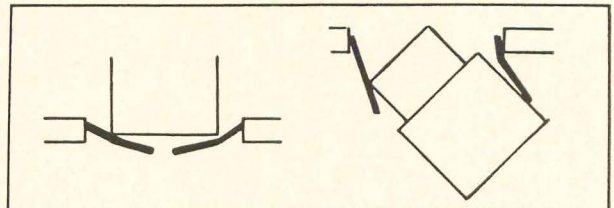
What's more, Rubbair Doors have been proved in use for the past 10 years in thousands of major industrial plants, in U.S. Post Office buildings, and other governmental installations.

Rugged V-Cam hinges reduce resistance of door to vehicles

Construction features are as follows:

1. Rubbair Doors are of a unit construction, made almost entirely of heavy-duty, durable rubber. The casings are $\frac{3}{4}$ " thick, 60-durometer natural rubber, doubly reinforced with 2-ply, 15.4-oz. duck (tensile strength is 3,000 lbs. per sq. inch). The casings are laminated, with high strength neoprene-coated, curled hair padding. Doors have good dimensional stability . . . door appearance and shape.
2. Rubbair Doors are supplied completely assembled and ready to mount. Simple, rugged V-cam hinges also supplied, provide smooth, easy opening on contact, and rapid, gravity-actuated recovery.
3. Safety-cushion nose, and shatterproof windows all contribute to extra-long service life and extra safety for personnel and equipment. Scuff resistant wear panels also available if required.

In addition to these features, Rubbair Doors also save the user substantial sums in maintenance . . . no painting . . . no scratching . . . no denting. Just hang them and forget them.



Door flexes under impact, absorbs shock: keeps maintenance to a minimum


Other Rubbair Door Advantages — Durability is only one of many Rubbair Door advantages. Here are others:

1. Flexible construction provides extra safety for personnel and equipment.
2. Positive air seal provides effective barrier against dust, moisture, odors, noise, etc.
3. Quiet operation. Ideal for hospitals, libraries, etc.
4. Smooth, rapid operation does not slow down high-speed traffic.

Write for detailed specification data. For price information on specific installations, please include size of door openings.

RUBBAIR DOOR DIVISION
STIC-KLIP MANUFACTURING COMPANY, INC.
20 Regent Street, Cambridge 40, Massachusetts

For more data, circle 204 on Inquiry Card



HOMEWORK!

Your Glidden paint consultant does it for you

He studies paint technology. Stays abreast of new products. Prepares paint system recommendations. Objectively probes competitor's capabilities.

All this can free your time for other work. That's the job of the professional Glidden consultant. He knows how to give your jobs "client pleasing" paint appearance and performance. He knows all paints—their advantages, their limitations.

Since Glidden makes all types of paints, this consultant

has no ax to grind for any one product. You'll get frank answers, and prompt technical solutions to any problem.

Homework is just part of this expert service. Ask for help on paperwork. Ask for "industry first" color devices. Get the help you've always wanted. Have your requirements met—not challenged. Call or write today.



THE GLIDDEN COMPANY

Coatings and Resins Group

Cleveland, Ohio 44114

For more data, circle 205 on Inquiry Card