



PRODUCT REPORTS 77: PRODUCT IDEAS FOR ARCHITECTS AND ENGINEERS, ALL ILLUSTRATED  
 ARCHITECTURAL BUSINESS: GRAPHIC TECHNIQUES FOR PRODUCTION SAVINGS  
 MANUFACTURERS' CASEBOOK: SEVEN PROJECTS THAT REVEAL PRODUCT INGENUITY  
 ARCHITECTURAL ENGINEERING: AUTOMATED TRANSPORT HELPS HOSPITALS SHARE SERVICES  
 FULL CONTENTS ON PAGE 3

# ARCHITECTURAL RECORD

MID-OCTOBER 1976



A MCGRAW-HILL PUBLICATION

FIVE DOLLARS PER COPY



**Quiet Zone® II flooring from Armstrong.  
A combination of cushioned comfort and vinyl practicality  
that adds up to one beautiful prescription.**

People who walk on it know it for the nice underfoot comfort. People who wheel equipment on it know it for the smooth, taut surface. And people responsible for the hospitals and nursing homes in which it's installed know it for the special characteristics that help meet all the requirements of the Hill-Burton Act regarding smoke-generation and flame-spread limits. And everybody who looks at it knows it's beautiful. That's

Quiet Zone II Vinyl Corlon® from Armstrong.

Start at the top, and Quiet Zone II gives you a hard-working vinyl wear layer that's built to take heavy traffic and embossed to help hide traffic scuffs. Go to the bottom, and Quiet Zone II gives you a vinyl foam backing with a refreshing resilience that makes standing or walking easier and quiets noise more effectively than any conventional vinyl floor covering.



623	316	798	687
428	373	417	255
111	205	658	253
882	63	822	773

Cover: Products featured on the cover are identified above by Reader Service number

**EDITOR**

WALTER F. WAGNER, JR., AIA

**MANAGING EDITOR**

HERBERT L. SMITH, JR., AIA

**SENIOR EDITORS**

ROBERT E. FISCHER  
MILDRED F. SCHMERTZ, AIA

**ASSOCIATE EDITORS**

GERALD ALLEN  
GRACE M. ANDERSON  
BARCLAY F. GORDON  
CHARLES E. HAMLIN  
CHARLES K. HOYT, AIA  
WILLIAM MARLIN

**ASSISTANT EDITOR**

JANET NAIRN

**PRODUCTION EDITOR**

ANNETTE K. NETBURN

**DESIGN**

ALEX H. STILLANO, Director  
ALBERTO BUCCHIANERI, Associate  
ANNA-MARIA EGGER, Assistant  
MURIEL CUTTRELL, Illustration  
J. DYCK FLEDDERUS, Illustration  
JAN WHITE, Consultant

**EDITORIAL CONSULTANTS**

EDWARD LARRABEE BARNES, FAIA  
JONATHAN BARNETT, AIA, Urban design  
GEORGE A. CHRISTIE, JR., Economics  
ERNEST MICKEL, Hon. AIA, Washington  
PAUL RUDOLPH, FAIA  
Foreign architecture:  
*L'Architecture d'Aujourd'hui*, Paris

**McGraw-Hill WORLD NEWS**

RALPH R. SCHULZ, Director  
9 domestic and 10  
international news bureaus:  
Bonn, Brussels, Buenos Aires,  
London, Milan, Moscow, Paris,  
Singapore, Tokyo, Toronto.

**SALES MANAGER**

LOUIS F. KUTSCHER

**CIRCULATION DIRECTOR**

HUGH S. DONLAN

**ASSISTANT TO THE PUBLISHER**

ELIZABETH HAYMAN

**PUBLISHER**

BLAKE HUGHES

## THE RECORD REPORTS

- 25 Editorial**  
Manufacturers are stepping up their design and engineering services

## ARCHITECTURAL BUSINESS

- 11 Graphic techniques workshop strives for production savings**  
West Coast architect Ned Abrams conducts a two-day seminar for professionals who want to cut drafting time and costs.

## FEATURE

- 15 Manufacturers' casebook: Seven projects that reveal product ingenuity**  
Skillful product applications—and special contributions made by manufacturers—are illustrated in seven distinctive new buildings.

## ARCHITECTURAL ENGINEERING

- 23 Automated transport helps hospitals share services**  
Two large Minneapolis hospitals, with the help of their architects and two manufacturers, have combined materials distribution in a unique conveyor system.
- 5 Manufacturers' Index**  
A listing of addresses for companies featured in the Product Reports section.

**9 Reader Service Inquiry Card**

**24 Record Impressions**

**37 Office literature**

**190 Advertising Index**

## PRODUCT REPORTS 77

- 27 Office supplies & equipment—UCI 1**  
Products to simplify practice
- 32 Sitework—UCI 2**  
Good design in the outdoors
- 36 Concrete—UCI 3**  
Formwork and materials
- 38 Masonry—UCI 4**  
Restoratives, mortars and block
- 40 Metals—UCI 5**  
Improved fabrications
- 47 Wood & Plastics—UCI 6**  
Lumber and laminate news
- 53 Thermal & moisture protection—UCI 7**  
New claddings
- 71 Doors & windows—UCI 8**  
Security, automation ideas
- 89 Finishes—UCI 9**  
Emphasizing performance
- 114 Specialties—UCI 10**  
Graphics and storage ideas
- 122 Equipment—UCI 11**  
Security in banking
- 132 Furnishings—UCI 12**  
Products for interiors
- 148 Special construction—UCI 13**  
Solar energy options
- 154 Conveying systems—UCI 14**  
Moving people and materials
- 157 Mechanical—UCI 15**  
Energy improvements
- 169 Electrical—UCI 16**  
Increasing lighting efficiencies

Of particular assistance to the editor in the preparation of this issue were:  
Joan Blatterman  
Alex White  
Anne Ting

ARCHITECTURAL RECORD (Combined with AMERICAN ARCHITECT, ARCHITECTURE and WESTERN ARCHITECT AND ENGINEER) Mid-October 1976, Vol. 160, No. 6. Title reg. in U.S. Patent Office copyright © 1976 by McGraw-Hill, Inc. All rights reserved. Copyright not claimed on front cover and editorial four-color separations. Indexed in Reader's Guide to Periodical Literature, Art Index, Applied Science and Technology Index, Engineering Index, and The Architectural Index. Published monthly except May, August, and October when semi-monthly, by McGraw-Hill, Inc. Quotations on reprints of articles available. Every possible effort will be made to return material submitted for possible publication (if accompanied by stamped, addressed envelope), but the editors and the corporation will not be responsible for loss or damage. EXECUTIVE, EDITORIAL, CIRCULATION AND ADVERTISING OFFICES: 1221 Avenue of the Americas, New York, N.Y. 10020. Other Editorial Offices: 425 Battery Street, San Francisco, Cal. 94111. PUBLICATION OFFICE: 1221 Avenue of the Americas, New York, New York 10020. Second-class postage paid at New York, New York 10001 and at additional mailing offices.

OFFICERS OF MCGRAW-HILL PUBLICATIONS COMPANY: Gordon L. Jones, president; Paul F. McPherson, executive vice president; Gene W. Simpson, group vice president; senior vice presidents; Ralph Blackburn, circulation; John B. Hoglund, controller; Ralph R. Schulz, editorial; David G. Jensen, manufacturing; vice presidents: James E. Boddorf, planning and development; Edward E. Schirmer, marketing administration. CORPORATION OFFICERS: Harold W. McGraw, president, chief executive officer and chairman of the board; Robert N. Landes, senior vice president and secretary; Ralph J. Webb, treasurer. SUBSCRIPTIONS: Subscriptions solicited only from architects and engineers. Position, firm connection, and type of firm must be indicated on subscription orders. Please allow 4-12 weeks for shipment. CHANGE OF ADDRESS or subscription service letters should be forwarded to Fulfillment Manager, ARCHITECTURAL RECORD, P.O. Box 430, Hightstown, N.J. 08520. Provide old and new addresses, zip code or postal zone number. If possible, attach issue address label. Annual subscription prices: U.S., U.S. possession: \$15.00 for architects, engineers and other individuals in the fields served; others

\$24.00. Canada: \$17.00 for architects, engineers and other individuals in the fields served; others \$26.00. Other countries: \$30.00 to architects, engineers; others \$40.00. Single copies \$5.00. GUARANTEE: Publisher agrees to refund that part of subscription price applying to unfulfilled part of subscription if service is unsatisfactory. ASSOCIATED SERVICES/McGraw-Hill Information Systems Co.: Sweet's Catalog Files (Architectural, Engineering, Interior Design, Industrial Construction and Renovation, Light Construction, Plant Engineering Extension, Canadian Construction), Dodge Building Cost Services, Dodge/Reports and Bulletins, Dodge/SCAN Microfilm Systems, Dodge Management Control Service, Dodge Construction Statistics, Dodge regional construction newspapers (Chicago, Denver, Los Angeles, San Francisco). THIS ISSUE is published in national and separate editions. POSTMASTER: PLEASE SEND FORM 3579 TO Fulfillment Manager, ARCHITECTURAL RECORD, P.O. Box 430, Hightstown, N.J. 08520.



Architectural Record presents...

**fifteen  
issues  
a year  
for  
architects  
& engineers** | **one  
each  
month...  
and three  
spotlight  
issues**

The editors of Architectural Record regularly throughout the year present a wide variety of editorial content specifically geared to the known interests of architects and engineers.

In addition, responding to the need of architects and engineers for in-depth presentations of significant trends and developments in major areas of interest, the editors of Architectural Record each year publish three Spotlight issues. Each is an expansion of a continuing feature in the regular issues of the Record.



**RECORD HOUSES  
AND APARTMENTS**

The annual mid-May issue devoted to the year's best architect-designed houses and apartments. More than 45,000 architect and engineer subscribers . . . plus distribution to 20,000 Sweet's-qualified builders and 4,000 Sweet's-qualified interior design offices.




**ENGINEERING  
FOR ARCHITECTURE**

The annual mid-August issue, devoted to a comprehensive survey and analysis for architects and engineers of the most significant current developments in engineering for buildings. Bonus coverage of newly active building engineers.



**PRODUCT REPORTS**

The annual mid-October round-up of the most interesting new and improved building products. Organized by the Uniform Construction Index, this "product file on the drawing board" provides a quick up date of out-of-date catalogs and literature.





MANUFACTURER'S INDEX

Folger Adam Co. 244  
700 Railroad St., Joliet IL 60434

Forms & Surfaces 145, 253, 254, 256, 292, 346  
Box 5215, Santa Barbara CA 93108

Fortress Inc. 636, 637, 643  
8801 Beverly Blvd., Los Angeles CA 90048

Fouro Glass Company 240  
P.O. Box 2230, Clarksburg WV 26301

Franciscan Tile 378  
2901 Los Feliz Blvd., Los Angeles CA 90039

Friedrich Air Conditioning and Refrigeration Co. 851  
4200 N. Pan Am Expressway, San Antonio TX 78295

Fry Reglet Corp. 186  
801 W. Millford St., Glendale CA 91203

Samuel Furness Mat Co., Inc. 579  
Inman Ave. & Progress St., Edison NJ 08817

**G**

GAF Corp. 31  
140 W. 51 St., New York NY 10020

Gail Ceramics 366  
1201 Douglas Ave., Redwood City CA 94063

Gamewell/Alartronics 825  
91 Bartlett St., Marlborough MA 01752

Gardco Mfg. Inc. 892, 895  
2661 Alvarado St., San Leandro CA 94577

General Bathroom Products Corp. 447  
2201 Touhy Ave., Elk Grove Village IL 60007

General Binding Corp. 15  
1101 Skokie Blvd., Northbrook IL 60062

General Electric Co. 519, 523, 524, 525, 526, 528, 529, 530, 533, 534, 535, 852, 856, 857, D69  
Appliance Park, Louisville KY 40225

General Electric, Sheet Products Section 241  
1 Plastics Ave., Pittsfield MA 01201

General Products Co. 259  
P.O. Box 887, Fredericksburg VA 22401

The Gerber Scientific Instrument Co. 2  
P.O. Box 305, Hartford CT 06101

Gold Bond Bldg. Products, Div. of National Gypsum Co. 345  
325 Delaware Ave., Buffalo NY 14202

B.F. Goodrich General Products Co. 383  
P.O. Box 657, Marietta OH 45750

Gould, Inc. 1  
3631 Perkins Ave., Cleveland OH 44114

W. R. Grace & Co., Construction Products Div. 191, 361  
62 Whittemore Ave., Cambridge MA 02140

GraphiCraft 21  
P.O. Box 509, Westport CT 06880

Greenstreak Plastic Products 68  
3400 Treecourt Ind. Blvd., St. Louis MO 63122

Gretchen Bellinger Inc. 571, 573, 574, 575  
979 Third Ave., New York NY 10022

Grohe—A Division of Flygt Corp. 773, 775  
1591 Elmhurst Rd., Elk Grove Village IL 60007

Grunau Co., Inc.—Sprinkler Mfg. Div. 752  
2211 12th Ave., Box 220, South Milwaukee WI 53172

GTE Sylvania 920  
21 Penn. Fall River MA 02724

GTE Sylvania 919, E01, E02  
1704 Barnes, Reidsville NC 27320

GTE Sylvania 924, 938, 940, 941  
100 First, Waltham MA 02154

GTE Sylvania D77  
1 Stamford Forum, Stamford CT 06904

The Gunlock Co., Inc. 621  
Wayland NY 14572

Guth Lighting, Div. of Sola Basic Industries 906, 907  
P.O. Box 7079, St. Louis MO 63177

**H**

Halstead & Mitchell 706  
Scottsboro AL

Hamilton Industries 10  
1316—18th St., Two Rivers WI 54241

HANSA International, Inc. 531, 532  
10 Kearney Rd., Needham MA 02194

Hanseatic Furniture Co. 633, 670  
3005 Commercial Ave., Northbrook IL 60062

HAPCO 13  
P.O. Box 1205, Boulder CO 80302

Harter Corp. 662  
Prairie Avenue, Sturgis MI 49091

Hastings Tile 357, 369, 370, 371, 372  
410 Lakeville Rd., Lake Success NY 11040

Hastings Tile & "Il Bagno" Collection 373, 374, 438, 439, 566, 768, 769, 770, 771, 772  
410 Lakeville Rd., Lake Success NY 11040

Hauserman Educators Div. 476, 477  
5711 Grant Ave., Cleveland OH 44105

Hauserman, Inc. 423, 595, 887, 930, 933, 936, D64, D65, D66  
5711 Grant Ave., Cleveland OH 44105

Haworth, Inc. 589  
545 E. 32nd St., Holland MI 49423

Haws Drinking Faucet Co. 798  
4th & Page Sts., Berkeley CA 94710

Helikon Furniture Co., Inc. 602  
315 E. 62 St., New York NY 10021

Herman Miller, Inc. 427, 596, 640, 663, 664, 665, 838  
Zeeland MI 49464

Hill-Rom Co., Inc. 513  
Highway 46, Batesville IN 47006

Hobart Corp. 483, 484, 485, 486  
World Headquarters, Troy OH 45374

Hoist & Crane Division of Acco 723  
1110 East Princess St., York PA 17403

Home Metal Products Co., Div. Mobex Corp. 518  
750 Central Expressway, Plano TX 75074

Honeywell Commercial Division 765  
Honeywell Plaza, Minneapolis MN 55408

Hoover Systems 429  
12118 Corporate Drive, Dallas TX 75228

Hotpoint 521  
600 Third Avenue, New York NY 10016

Howe Furniture Corp. 597, 601  
155 E. 56th St., New York NY 10022

Hunt & Moscrop (Canada) Ltd. D80  
P.O. Box 355, Granby, Quebec J2G 8E5, Canada

Hunter Associates 12  
792 Partridge Drive, Bridgewater NJ 08807

**I**

IKG Industries 159  
P.O. Box 479, 201 Fatherland St., Nashville TN 37202

Imperial Glass Structures Co. 207  
2222 South Foster Ave., Wheeling IL 60090

Inclinor Co. of America 726  
2200 Paxton St., Harrisburg PA 17105

Industrial Air, Inc. E09  
P.O. Box 215, Amelia OH 45102

Industrial Products Div., Johns-Manville D99  
P.O. Box 5705, Denver CO 80217

INRYCO, Inc. 199  
P.O. Box 393, Milwaukee WI 53201

In-Sink-Erator Div., Emerson Elec. Co. 482  
4700—21st St., Racine WI 53406

Insta-Foam Products, Inc. D37  
2050 N. Broadway, Joliet IL 60435

Integrated Ceilings, Inc. 912, 913, 915, E11  
2231 Colby Ave., Los Angeles CA 90064

International Dynetics Corp. 543, 544  
4 Taft St., So. Norwalk CT 06856

Intertherm Inc. 853  
3800 Park Ave., St. Louis MO 63110

The Ironmonger 440  
446 N. Wells Street, Chicago IL 60610

I-T-E Imperial Corp. E39, E41  
Spring House PA 19477

ITT Fluid Handling Div. D94  
4711 Golf Rd., Skokie IL 60076

ITT Landmark Lighting 877, 878, 879, 881  
Southaven MS 38671

ITT Nesbitt 744  
State Rd. & Rhawn St., Philadelphia PA 19136

**J**

JACLO Inc. 784  
162 Carlton Ave., Brooklyn NY 11205

Jamison Door Co. 269  
Box 70, Hagerstown MD 21740

Jenn-Air Corp. 539  
3035 Shadeland Ave., Indianapolis IN 46226

Jensen-Thorsen Corp. 787  
301 Interstate, Addison IL 60101

Jewett Refrigerator Co., Inc. 497  
2 Letchworth St., Buffalo NY 14213

Joanna Western Mills Co. 673  
2141 S. Jefferson St., Chicago IL 60616

Johns-Manville 190, D16  
Greenwood Plaza, Denver CO 80217

Johns-Manville Sales Corp., Holophane Div. 334, 687, 896, 898, 899, 900, 901, E13, E14, E15, E37  
P.O. Box 5108, Denver CO 80217

Johns-Manville Sales Corporation 179, D54  
Ken-Caryl Ranch, Denver CO 80217

Johnson Controls, Inc. 844  
P.O. Box 423, Milwaukee WI 53201

H & R Johnson, Inc. 368  
State Highway 35, Keyport NJ 07735

L.E. Johnson Products, Inc. 268  
2100 Sterling Ave., Elkhart IN 46514

Jordan Commercial Refrigerator Co. 489  
2200 Kennedy St., Philadelphia PA 19137

Joy Mfg. Co. E11  
Oliver Building, Pittsburgh PA 15222

Just Mfg. Co. E05  
9233 King Street, Franklin Park IL 60131

**K**

Kalwall Corp. 205, 271, 275, 704  
1111 Candia Rd., Manchester NH 03105

Karl Mann Associates 386, 584, 639  
232 E. 59 St., New York NY 10022

Kawneer Architectural Products 235, 262, D42, D43, D44  
1105 N. Front St., Niles MI 49120

Keene Corp. D23  
Route 1, Box 14, Vienna WV 26105

Keene Corp. 265  
50 Keeler Ave., Norwalk CT 06856

Keene Corp., Porta-Fab Div. 692  
2319 Grissom Drive, St. Louis MO 63141

Keene Lighting, Div. of Keene Corp. 510, 888, 889, 891  
2345 Vauxhall Rd., Union NJ 07083

Keller Products, Inc. 146  
41 Union St., Manchester NH 03105

Kelley Co., Inc. 504  
6720 N. Teutonia Ave., Milwaukee WI 53209

Kemlite Corp. 148  
P.O. Box 429, Joliet IL 60434

Kemos Carpet Mill 316  
1135 Shallowford Rd., Marietta GA 30060

Kentile Floors Inc. 352  
58 Second Ave., Brooklyn NY 11215

Kim Lighting, Inc. 904, 905  
16555 E. Gale Ave., City of Industry CA 91749

Kinneary-Division of Harco Corp. 507  
P.O. Box 598, Columbus OH 43216

Kirsch Co. 674  
Sturgis MI 49091

Knoll International 600  
745 Fifth Ave., New York NY 10022

Kohler Co. 793, 794, D27, D81, D96, E04  
Kohler WI 53044

KoolShade Corp. D62  
722 Genevieve St., Solana Beach CA 92075

Koppers Co. 160, 161, 192  
1900 Koppers Bldg., Pittsburgh PA 15219

Kreonite, Inc. 472  
715 E. 10th St., Wichita KS 67201

Krueger 623, 624  
1056 West Mason St., Green Bay WI 54303

**L**

LCN Closers 249  
Princeton IL 61356

L & M Const. Chem. Inc. 220, D07  
8316 Blondo, Omaha NE 68134

Lake Shore Industries 260  
2806 N. Reynolds Rd., Toledo OH 43615

Landscape Forms, Inc. 57, 58, 59, 60, 61, 62, 63, 64, 65, 66  
Rt. #3, Kalamazoo MI 49001

H. Lawrence Carpet Mills, Inc. 321, 322, 323  
150 E. 58th St., New York NY 10022

Lear Siegler, Inc./Automated Systems Div. 720  
280 E. Riley St., Zeeland MI 49464

Lee/Jofa 576  
979 Third Ave., New York NY 10022

Lees Carpet Div., Burlington Industries, Inc. 309  
1000 Adams Ave., Valley Forge Corp. Center, King of Prussia PA 19406

Lennox Industries Inc. 748, 758, 855, 859, 860  
200 S. 12th Ave., Marshalltown IA 50158

Leviton Mfg. Co., Inc. 949, 950  
59-25 Little Neck Pkwy., Little Neck NY 11362

Levolor Loretzen Inc. 672  
720 Monroe St., Hoboken NJ 07030

LFE Fluids Control Div. 801  
100 Skiff St., Hamden CT 06514

Lightolier Inc. 894, 897  
346 Claremont Ave., Jersey City, NJ 07305

Lithonia Lighting 863, 864  
Box A, Conyers GA 30207

Robert Long, Inc. 865  
950 Linden Ave., S. San Francisco CA 94080

Lord & Burnham, Div. Burnham Corp. 688  
Irvington St., New York NY 10533

Louisiana-Pacific Corp. 150  
1300 S.W. Fifth Ave., Portland OR 97201

Ludell Mfg. Co. E08  
5200 West State Street, Milwaukee WI 53208

Lundia, Myers Ind., Inc. 435  
200 Capitol Way, Jacksonville IL 62650

Lutron 847, 848  
Box 205, Suter Rd., Coopersburg PA 18036

Lyon Metal Products, Inc. 434, 569  
51 Monroe St., Aurora IL 60607

**M**

MFG Water Treatment Products Co. 764  
1315 W. 47th St., Ashtabula OH 44004

MacMillan Bloedel Ltd. 144  
1075 West Georgia St., Vancouver, B.C. V6E 3R9  
Canada

The Malta Co. 277  
P.O. Box 397, Malta OH 43758

Mannington Mills, Inc. 353, 354  
Salem NJ 08079

Mansfield Sanitary, Inc. 767  
Perrysville OH 44864

Marathon Carey-McFall Co. 581, 671  
Montoursville PA 17754

Marble Furniture 626  
89 Willis St., Bedford OH 44146

Markel Electric Products Inc. 850, 854  
601 Amherst St., Buffalo NY 14207

Marlite Brand Paneling 340, 362, 448  
Dover OH 44622

Mars Air Doors 745  
114 Sheldon St., El Segundo CA 90245

Masonite Corporation 343, 344  
29 N. Wacker, Chicago IL 60601

Master Lock Co. D63  
2600 N. 32nd St., Milwaukee WI 53210

Jas. H. Matthews & Co., Architectural Division 417  
1315 W. Liberty Ave., Pittsburgh PA 15226

The Maytag Co. 522  
Newton IA 50208

McDonald Products Corp. 583  
721 Seneca St., Buffalo NY 14210

McQuay Group McQuay Perfex Inc. 481, 487, 760, 805, 806, D69, D70, D90, D91, D92, D93, D97, D98  
P.O. Box 1551, Minneapolis MN 55440

Mebac, Inc. 117, 120  
3900 River Rd., Pennsauken NJ 08110

Medeco Security Locks 248  
P.O. Box 1075, Salem VA 24153

Metal Awning Components, Inc. 432  
1177 W. Maple, Clawson MI 48017

Metalwash Machinery Corp. 480  
901 North Ave., Elizabeth NJ 07207

Metropolitan Furniture Corp. 654  
950 Linden Ave., S. San Francisco CA 94080

Michael Business Machines Corp. 20  
145 West 45th St., New York NY 10036

Micro Design 14  
857 West State St., Hartford WI 53027

Milcor Div., INRYCO, Inc. 206  
P.O. Box 393, Milwaukee WI 53201

Minolta Corp. 24  
101 Williams Drive, Ramsey NJ 07446

Model Parts, Inc. D02  
212 Murray Rd., Dept. P, Newark DE 19711

Modernfold—An American Standard Co. D60  
P.O. Box 310, New Castle IN 47362

Modulo 3 Inc. 618  
100 Progress Parkway, Maryland Heights MO 63043

Moen, A Division of Stanadyne 776, 779, 780, 781, E13  
377 Woodland Ave., Elyria OH 44035

Mobawk Carpet Mills 306  
57 Lyon St., Amsterdam NY 12010

Moldcast Lighting 908, 910, 911, E07, E08, E09, E10  
I-80 at Maple Ave., Pine Brook NJ 07058

Molded Fiber Glass Concrete Forms Co. 50  
P.O. Box 675, Ashtabula OH 44004

Monitor Products, A Div. of Comerco Inc. 564  
3000 South Alaska, Tacoma WA 98409

Morrison Molded Fiber Glass Co. 152  
400 Commonwealth Ave., P.O. Box 508, Bristol VA 24201

The Monroe Co., Inc. 194, 219  
30801 Carter St., Cleveland OH 44139

The Mosler Safe Co. 465, 466, 467, 468, 469, 470, 471  
1561 Grand Blvd., Hamilton OH 45012

The R. C. Musson Rubber Co. 350, 578  
1320 E. Archwood Ave., Akron OH 44306

Mutschler—A Triangle Pacific Co. 561, 562  
320 South Madison, Nappanee IN 46550

Myrtle Desk Co. 603  
Taylor & Millis, High Point NC 27261

**N**

Nabco Glazed Products, Inc. 93, D18  
Terra Cotta, Washington DC 20011

Nalco Chemical Co. 808  
2901 Butterfield Rd., Oak Brook IL 60521

Napco, Inc. 127, 128  
Rt. 8 at McFann Rd., Valencia PA 16059

National Center for a Barrier Free Environment D03  
8401 Connecticut Ave., Washington DC 20015

National Partitions, Inc. 691  
340 W. 7th Rd., Hialeah FL 33014

Neenah Foundry Co. 124  
P.O. Box 729, Neenah WI 54956

Neo-Ray Lighting Systems, Inc. 861  
537 Johnson Ave., Brooklyn NY 11237

Nevamar Div., Exxon Chemical Co. 155, 156  
Odenton MD 21113

E.A. Nord Co. 270  
Third and Norton Ave., Everett WA 98206

Nor-Lake, Inc. 494, 804  
Second & Elm, Hudson WI 54016

Notifier Co. 826  
3700 North 56th St., Lincoln NE 68404

Nutone Div., Scovill 443, 829, 830  
Madison & Red Bank Roads, Cincinnati OH 45227

**O**

Olsonite Corp. 449  
8801 Conant Ave., Detroit MI 48211

Omega Lighting, Emerson Electric Co., Inc. 886  
270 Long Island Expwy, Melville NY 11746

<b>Anon Div.—Anon Corp.</b> .....	846, 926, E04	1400 73rd Ave., N.E., Minneapolis MN 55432	<b>Reading Door Closer Corp.</b> .....	257	Main St. & Boose Rd., Reamstown PA 17567	<b>Steelcase Inc.</b> .....	599	1120-36th St. S.E., Grand Rapids MI 49501	<b>Universal Restoration Inc.</b> .....	90	Box 248, Lancaster PA 17604
<b>Onward Hardware Ltd.</b> .....	251	932 Victoria St., N., Kitchener, Ontario	<b>Red Dot Lighting, Div. L.E. Mason Co.</b> .....	918	98 Business St., Boston MA 02136	<b>Stendig Inc.</b> .....	651, 652, 653, 656, 657, 658, 659	410 E. 62 St., New York NY 10021	<b>Universal-Rundle Corp.</b> .....	795, 796	217 North Mill St., New Castle PA 16101
<b>Otis Elevator Co.</b> .....	722	750 Third Ave., New York NY 10017	<b>Reflector Hardware Corp.-EPD</b> .....	503	1400 North 25th Ave., Melrose Park IL 60160	<b>Stephen-Leedom</b> .....	319	919 Third Ave., New York NY 10022	<b>UOP Inc.</b> .....	807	700 S. Flower St., Burbank CA 91502
<b>Overyl Mfg. Co.</b> .....	475	West Otterman St., Greensburg PA 15601	<b>Regal Tube Co.</b> .....	129	7401 S. Linder Ave., Chicago IL 60638	<b>Sterner Lighting Systems</b> .....	902, 903	351 South Ave. W., Winsted MN 55395	<b>The Upco Co.</b> .....	378	4805 Lexington Ave., Cleveland OH 44103
<b>Owens-Corning Fiberglass Corp.</b> .....	338, 421, 422	Fiberglas Tower, Toledo OH 43659	<b>Republic Steel Corp., Drainage Products Div.</b> .....	54	4416 Louisville Road, N.E., Canton OH 44705	<b>Stow Davis</b> .....	570, 585	25 Summer Ave., N.W., Grand Rapids MI 49504	<b>Upton Co.</b> .....	189	Stevens St., Lockport NY 14094
<b>Oxford Pendaflex Canada Ltd.</b> .....	22, 591	200 Norseman St., Toronto, Ontario M8Z 5M7 Canada	<b>Republic Steel, Industrial Products Div.</b> .....	473	1038 Belden Ave. N.E., Canton OH 44705	<b>Structural Stoneware Inc.</b> .....	53	P.O. Box 119, Minerva OH 44657	<b>V</b>		
<b>P</b>			<b>Revere Copper and Brass Inc.</b> .....	701, 702	P.O. Box 151, Rome NY 13440	<b>Structures Publishing Co.</b> .....	D01	Box 423, Farmington MI 48024	<b>Vecta Contract</b> .....	611, 615, 616, 617, 627, 630, 634, 635	740 W. Mockingbird Lane, Dallas TX 75247
<b>Page Fence Division of Acco</b> .....	D05	First & River Sts., Monessen PA 15062	<b>Rheem Heating &amp; Air Conditioning Div.</b> .....	E40	5600 Old Greenwood Rd., Fort Smith AR 72901	<b>Sunar Ltd.</b> .....	647	Sunshine Ave., Waterloo, Ontario N2L 1X2 Canada	<b>Velo-Bind, Inc.</b> .....	17	650 Almoner Ave., Sunnyvale CA 94086
<b>Panel Concepts, Inc.</b> .....	428	11140 Talbert, Fountain Valley CA 92708	<b>Ribbon Technology Corp.</b> .....	73	6270 Bowen Rd., Canal Winchester OH 43110	<b>Sunroc Corp.</b> .....	791, E12	Rt. 452, Glen Riddle PA 19037	<b>Versatec</b> .....	5	2805 Bowers Ave., Santa Clara CA 95051
<b>Patcraft Mills, Inc.</b> .....	323	Dalton GA 30720	<b>Richards-Wilcox Mfg. Co.</b> .....	263	116 Third St., Aurora IL 60597	<b>Symons Corp.</b> .....	69	200 E. Touhy Ave., Des Plaines IL 60018	<b>Vertex Furniture</b> .....	648, 649, 650	1519 S. Bundy, Los Angeles CA 90025
<b>The Pate Co.</b> .....	187	2625 S. 21st Ave., Broadview IL 60153	<b>Rison</b> .....	606, 660	River St., N. Grosvenordale CT 06255	<b>Systonetics, Inc.</b> .....	D04	600 N. Euclid St., Anaheim CA 92801	<b>Vilter Mfg. Corp.</b> .....	E01	Milwaukee WI 53207
<b>S. Parker Hardware</b> .....	252	27 Ludlow St., New York NY 10002	<b>Rite-Hite Corp.</b> .....	506	6001 S. Pennsylvania Ave., Cudahy WI 53110				<b>Vincent Brass &amp; Aluminum Co.</b> .....	196, D38	724 24th Ave., S.E., Minneapolis MN 55414
<b>Patterson-Kelley Co.</b> .....	E06	East Stroudsburg PA 18301	<b>Rixson-Firemark, Inc.</b> .....	250	9100 W. Belmont Ave., Franklin Park IL 60131				<b>Vinyl Plastics, Inc.</b> .....	358	3123 S. 9th Street, Sheboygan WI 53081
<b>PBS, Inc.</b> .....	183	6918 Gage St., Riverside CA 92504	<b>Robertshaw Controls Co.</b> .....	840, 841, 842	P.O. Box 27606, Richmond VA 23261				<b>Vogel-Peterson Co.</b> .....	424, 425	Rte. 83 & Madison St., Elmhurst IL 60126
<b>Peerless Electric Co.</b> .....	921, 922	747 Bancroft Way, Berkeley CA 94710	<b>H. H. Robertson Co.</b> .....	200, 201, 202, 932, D54	400 Holiday Drive, Pittsburgh PA 15220				<b>The Vollrath Co.</b> .....	490	1236 N. 18th St., Sheboygan WI 53081
<b>Pella Rolscreen Co.</b> .....	276	100 Main St., Pella IA 50219	<b>Roblin Building Products Systems</b> .....	333	1971 Abbott Rd., Buffalo NY 14218				<b>V'Soske, Inc.</b> .....	622	155 E. 56th St., New York NY 10022
<b>Pellerin Milnor Corp.</b> .....	500	P.O. Box 400, Kenner LA 70063	<b>Roll Form Products, Inc.</b> .....	113	140 Federal St., Boston MA 02110				<b>W</b>		
<b>Penco Products Inc.</b> .....	116, 419	Brower Ave., Oaks PA 19456	<b>Roll Form Products, Inc.</b> .....	931	220 Seegers, Elk Grove Village IL 60007				<b>Walker Parkersburg Textron</b> .....	937	P.O. Box 1828, Parkersburg WV 26101
<b>Penn-Virginia Materials Corp., Mktg. Hdq.</b> .....	D17	200 Erie Rd., Eastlake OH 44094	<b>Roper Eastern</b> .....	324	9325 Snowden River Pkwy., Columbia MD 21046				<b>Wall Trends International</b> .....	387, 388	979 Third Ave., New York NY 10022
<b>Permapost Products Co.</b> .....	46	P.O. Box 121-P, Hillsboro OR 97123	<b>Roper IBC</b> .....	208	P.O. Box 100, Wheeling IL 60090				<b>Walton Laboratories</b> .....	E07	One Carol Place, Moonachie NJ 07074
<b>Philadelphia Carpet Co.</b> .....	315, 317	Cartersville GA 30120	<b>Roseburg Lumber Co.</b> .....	349	P.O. Box 1088, Roseburg OR 97470				<b>Wang Laboratories, Inc.</b> .....	3	836 North St., Tewksbury MA 01876
<b>Phillips Products, Inc.</b> .....	580	Box 466, Bartlett IL 60103	<b>Roseline Products, Inc.</b> .....	514, 515	120 Schmitt Blvd., Farmingdale NY 11735				<b>Waste King Commercial Equipment Group</b> .....	488	5119 District Blvd., Los Angeles CA 90040
<b>Plastic Building Products Corp.</b> .....	212	2206 Frankfort Ave., Louisville KY 40206	<b>Rusco Electronic Systems</b> .....	929	1840 Victory Blvd., Glendale CA 91201				<b>Waupaca Elevator Co. Inc.</b> .....	721	P.O. Box 1746, Wausau WI 54401
<b>Plasticoid Products Inc.</b> .....	9	P.O. Box 526 North Rd., Warehouse Point CT 06088	<b>Rust-Oleum Corp.</b> .....	339, 340	2301 Oakton, Evanston IL 60204				<b>Wellco Carpet Corp.</b> .....	301, 302	P.O. Box 281, Calhoun GA 30701
<b>Poggenpohl/USA</b> .....	520	222 Cedar Lane, Teaneck NJ 07666	<b>S</b>						<b>Welsbach Lighting Prod. Co., Inc.</b> .....	914	240 Sargent Dr., New Haven CT 06511
<b>Polite Seat Co.</b> .....	450	12 Wilmot Ave., White Plains NY 10605	<b>Salem Carpet Mills</b> .....	297, 300	P.O. Box 12429, Winston-Salem NC 27107				<b>Wenger Corp.</b> .....	696	58-P Wenger Bldg., Owatonna MN 55060
<b>Pope &amp; Talbot</b> .....	381	1700 S.W. 4th Ave., Portland OR 97201	<b>Sargent &amp; Co.</b> .....	243	100 Sargent Dr., New Haven CT 06509				<b>Western Drinking Fountains</b> .....	792	Box 47, Glen Riddle PA 19037
<b>H.K. Porter Co., Inc.</b> .....	845	Porter Bldg., Pittsburgh PA 15219	<b>Scott Plastics Co.</b> .....	414	P.O. Box 2958, Sarasota FL 33578				<b>Western Fireplaces/A.R. Wood Mfg. Co.</b> .....	412	Box 218, Luverne MN 56156
<b>Portland Cement Association</b> .....	D11	Old Orchard Rd., Skokie IL 60076	<b>Scott Mach. Dev. Corp.</b> .....	D59	Walton NY 13856				<b>Westinghouse Architectural Systems</b> .....	607, 610	4300 36th St., S.E., Grand Rapids MI 49508
<b>Potlatch Corp.</b> .....	149	P.O. Box 916, Stuttgart AR 72160	<b>Seamloc Carpet Co.</b> .....	320, 384	165 W. Putnam Avenue, Greenwich CT 06830				<b>Westinghouse Commercial, Industrial Air Conditioning Div.</b> .....	757	Box 2510, Staunton VA 24401
<b>Powers-Fiat</b> .....	D89	3400, Skokie IL 60076	<b>Sears Contract Sales</b> .....	786	Sears Tower, Chicago IL 60684				<b>Westinghouse Electric Corp., Decorative Micarta Div.</b> .....	158, D29	Hampton SC 29924
<b>Powers Regulator Co.</b> .....	727, 823	3400 Oakton St., Skokie IL 60076	<b>Sears, Roebuck &amp; Co.</b> .....	499, 516	Sears Tower, Chicago IL 60684				<b>Westinghouse Electric Corp., Lighting Div.</b> .....	E03, E05, E06	Vicksburg MS 39180
<b>PPG Industries</b> .....	238, 361	One Gateway Center, Pittsburgh PA 15222	<b>Season-all Industries, Inc.</b> .....	261	Indiana PA 15701				<b>Westinghouse-IXL</b> .....	536, 537	Route 1, Elizabeth City NC 27909
<b>Precast Systems, Inc.</b> .....	D09	10400 W. Higgins Rd., Rosemont IL 60018	<b>James Seeman Studios, Inc.</b> .....	389	50 Pose Place, Garden City Park NY 11040				<b>West-on-Letters, Inc.</b> .....	D57	969 N. LaBrea Ave., Los Angeles CA 90038
<b>Precision Air Products Co.</b> .....	742, 743	15132 Summit Ave., Suite 301B, Oakbrook Terrace IL 60181	<b>Serco Engineering Corp.</b> .....	D71	Box 5060, London, Ontario N6A 4M4, Canada				<b>Weyerhaeuser Co.</b> .....	D30, D34, D41	Tacoma WA 98401
<b>ProSoCo, Inc.</b> .....	89, D15	1040 Parallel Parkway, Kansas City KS 66104	<b>Shakertown Corp.</b> .....	215	Box 400, Winlock WA 98596				<b>Whirlpool Corp.</b> .....	540	Adm. Center, Benton Harbor MI 49022
<b>Prescolite, A U.S. Industries Co.</b> .....	883	1251 Doolittle Drive, San Leandro CA 94577	<b>Shure Brothers Inc.</b> .....	E35	222 Hartrey Ave., Evanston, IL 60204				<b>Whitton Corp.</b> .....	699	Cape Rd., Mendon MA 01756
<b>Harvey Prober Inc.</b> .....	609	Fall River MA 02722	<b>Sika Chemical Corp.</b> .....	51, 71, 217, 364	P.O. Box 297, Lyndhurst NJ 07071				<b>Wide-Lite Corp.</b> .....	849	P.O. Box 606, San Marcos TX 78666
<b>Progress Lighting Div. of LCA Corp.</b> .....	E33	Erie Ave. & G St., Philadelphia PA 19134	<b>Sim-Kar Lighting Fixture Co.</b> .....	862	D & Tioga Sts., Philadelphia PA 19134				<b>Wilson Art</b> .....	153, 154, 157	600 General Bruce Drive, Temple TX 76501
<b>The Proudfoot Co., Inc.</b> .....	96	Box 9, Greenwich CT 06830	<b>Slater Electric Inc.</b> .....	945, 946, 947, 948	45 Sea Cliff Ave., Glen Cove NY 11542				<b>Wilson Lighting</b> .....	325	2001 Peninsula Drive, Erie PA 16506
<b>Pryton Inc.</b> .....	115	P.O. Box 390, New Rochelle NY 10802	<b>Solaron Corp.</b> .....	703	4850 Olive, Denver CO 80022				<b>The Wine Vault Co.</b> .....	698	909 Park Ave., San Jose CA 95150
<b>R</b>			<b>Solartron Corp.</b> .....	204	401 Bayshore Blvd., San Francisco CA 94124				<b>The Wiremold Co.</b> .....	934, 935	West Hartford CT 06110
<b>Rain Bird</b> .....	47, 49	7045 North Grand Ave., Glendora CA 91740	<b>Somat Corp.</b> .....	541, 542, D68	Pomeroy PA 19367				<b>Wood Fabricators, Inc.</b> .....	162	Iron Horse Park, N. Billerica MA 01862
<b>Rally Inc.</b> .....	55	316 Miller Ave., Mill Valley CA 94941	<b>Southworth Machine Co.</b> .....	508, 725	30 Warren Ave., Portland ME 04103				<b>Wood Mosaic</b> .....	142, 390, 391	P.O. Box 21159, Louisville KY 40221
<b>Ranging, Inc.</b> .....	11	90 Lincoln Rd., East Rochester NY 14445	<b>SpaceSaver Corp.</b> .....	436, D67	1450 Janesville Ave., Ft. Atkinson WI 53538				<b>X</b>		
<b>Rapperswill Corp.</b> .....	290	305 E. 40th St., New York NY 10016	<b>Square D Co.</b> .....	511, 835, 943	987 Primrose Court, Lexington KY 40511				<b>Xerox Corp.</b> .....	30	Xerox Square, Rochester NY 14644
<b>Rauland-Borg Corp.</b> .....	831, 832, 833, 836	3535 W. Addison St., Chicago IL 60618	<b>Staff Lighting Corp.</b> .....	868	103 Dutchess Turnpike, Poughkeepsie NY 12603				<b>Z</b>		
<b>Ray Proof Div., Keene Corp.</b> .....	694	50 Keeler Ave., Norwalk CT 06856	<b>Standard Conveyor Co.</b> .....	D79	North St., St. Paul MN 55109				<b>J. Zeluck, Inc.</b> .....	274	2 Preston Ct., Brooklyn NY 11234
<b>Raymond Engineering Inc.</b> .....	452	704 Vandalia, St. Paul MN 55114	<b>Standby Systems, Inc.</b> .....	882, 925	322 Mystic Ave., Medford MA 02155				<b>Zip Brick, Inc.</b> .....	95	10439 Garibaldi, St. Louis MO 63131
<b>The R.C.A. Rubber Co.</b> .....	355	1833 E. Market St., Akron OH 44305	<b>Stanley Door Operating Equip. Div., of The Stanley Works</b> .....	233, 247	Route 6 and Hyde Park, Farmington CT 06032						

# ARCHITECTURAL RECORD READER SERVICE

## Product information for the asking:

Use these handy Inquiry Cards to obtain more information on the products and services described in this issue including . . .

- Advertised materials, equipment and services.
- Products and literature described in the "Product Reports" pages.
- Entire product categories. (This will save you the trouble of writing individual product numbers, when you wish information on all products in a particular category below.)

### OFFICE EQUIPMENT & SUPPLIES

B01 Computers  
B02 Information Systems  
B03 Operational  
B04 Office Machines  
B05 Office Supplies  
B06 Reproduction

### SITWORK

B07 Fences & Gates  
B08 Irrigation Systems  
B09 Marine Work  
B10 Paving & Surfacing  
B11 Site Drainage  
B12 Site Furnishings

### CONCRETE

B13 Cementitious Decks  
B14 Concrete Formwork  
B15 Concrete Materials  
B16 Concrete Reinforcement  
B17 Precast Concrete

### MASONRY

B18 Masonry Accessories  
B19 Masonry Restoration  
B20 Mortar  
B21 Unit Masonry

### METALS

B22 Expansion Control  
B23 Fasteners & Supports  
B24 Metal Decking  
B25 Metal Fabrications  
B26 Metals & Alloys  
B27 Railings & Handrails  
B28 Structural Metal

### WOOD & PLASTICS

B29 Architectural Woodwork  
B30 Connectors & Supports  
B31 Laminated & Processed Sheets  
B32 Lumber  
B33 Plastic Fabrications  
B34 Plastic Laminates  
B35 Structural Plastics  
B36 Structural Wood

### THERMAL & MOISTURE PROTECTION

B37 Cladding/Siding  
B38 Composite Building Panels  
B39 Flashing  
B40 Insulation  
B41 Membrane Roofing  
B42 Metal Roofing  
B43 Preformed Wall & Roof Panels  
B44 Roof Accessories  
B45 Roofing Specialties  
B46 Sealants  
B47 Shingles & Roofing Tiles  
B48 Waterproofing

### DOORS & WINDOWS

B49 Entrances & Storefronts  
B50 Glazing  
B51 Hardware & Specialties  
B52 Metal Doors & Frames  
B53 Metal Windows

B54 Special Doors  
B55 Window/Curtain Walls  
B56 Wood & Plastic Doors  
B57 Wood & Plastic Windows

### FINISHES

B58 Acoustical Treatment  
B59 Carpeting  
B60 Ceiling Suspension Systems  
B61 Painting Materials  
B62 Prefinished Panels  
B63 Resilient Flooring  
B64 Special Coatings & Surfacing  
B65 Tile  
B66 Wall Covering  
B67 Wood Flooring

### SPECIALTIES

B68 Chalkboards & Tackboards  
B69 Compartments & Cubicles  
B70 Fireplaces  
B71 Flagpoles  
B72 Identifying Devices  
B73 Lockers  
B74 Partitions  
B75 Postal Specialties  
B76 Protective Covers  
B77 Storage Shelving  
B78 Telephone Enclosures  
B79 Toilet & Bath Accessories  
B80 Wardrobe Specialties

### EQUIPMENT

B81 Bank and Vault Equipment  
B82 Commercial Equipment  
B83 Darkroom Equipment  
B84 Detention Equipment  
B85 Education Equipment  
B86 Food Service Equipment  
B87 Laboratory Equipment  
B88 Laundry Equipment  
B89 Library Equipment  
B90 Loading Dock Equipment  
B91 Medical Equipment  
B92 Residential Equipment  
B93 Waste Handling Equipment

### FURNISHINGS

B94 Artwork  
B95 Cabinets & Storage  
B96 Fabrics  
B97 Floor Mats  
B98 Furnishing Accessories  
B99 Furniture  
C01 Rugs  
C02 Seating  
C03 Window Treatment

### SPECIAL CONSTRUCTION

C04 Integrated Ceilings  
C05 Prefabricated Buildings  
C06 Radio-Frequency Shielding  
C07 Special Purpose Rooms  
C08 Swimming Pools  
C09 Total Energy Systems

### CONVEYING SYSTEMS

C10 Conveyors & Chutes  
C11 Dumbwaiters

A53 Acoustics Development Corp.  
A61 All-Steel Inc., One of the C.I.T. Companies  
A82 Aluminum Co. of America  
A16 American Institute of Timber Construction  
A42 American Olean Tile Company  
A74 American Standard, Plumbing & Heating Div.  
A35 Andersen Corp.  
A24 Apache Foam Co.  
A86 Appleton Electric Co.  
A01 Armstrong Cork Co.

A03 Bolta Wallcoverings  
A04 Bruning Division—Addressograph Multigraph Corporation

A30 Caradco Division of Scovill Mfg. Co.  
A44 Carson Pirie Scott & Co.  
A26 Certain-Teed Corp.  
A67 Chester Products Inc.  
A07 Chevron Asphalt Co.  
A05 Clearprint Paper Co.  
A79 Columbia Lighting Inc.  
A77 Composite Shower Pan  
A46 Conwed Corp.  
A12 Crown Metal Mfg. Co.

A40 DeSoto Inc.  
A87 Detex Corp.  
A45 The Diller Corp.  
A22 Dryvit Systems  
A66 DuPont de Nemours & Co., E.I., Elastomers  
A36 DuPont de Nemours & Co., E.I., Lucite

A73 Elkay Mfg. Company

A48 Flexiwall-Systems Div. of Wall & Floor Treatments Inc.

A31 General Electric Co., Plastics Div.

A51 Glasflex Corp.  
A41 Goodrich General Products Co., B.F.  
A47 Grace & Co., W.R., Construction Products

A02 GeneralPortland Inc., Trinity Division

A55 Heatilator Fireplace  
A84 Honeywell Inc.

A19 Inryco, Inc.  
A81 ITT American Electric Corp.

Johns-Manville  
A68 Building Systems Division  
A88 Holophane Division

A59 Kelley Co., Inc.  
A52 Kemlite Corp.  
A21 Koppers Company

A65 Lazarus Fabrics  
A09 L & M Construction Chemical Inc.  
A28 Ludowici-Celadon Co.  
A62 Lyon Metal Products Inc.

A72 Macton Corp., The  
A49 Mannington Mills  
A33 Marvin Windows  
A17 Masonite Corp.  
A89 Jas. H. Matthews & Co.  
A70 O.O. McKinley Co., Inc.  
A76 McQuay Group, McQuay—Perflex, Inc.  
A71 Montgomery Elevator Co.  
A58 Mutschler—A Triangle Pacific Co.

A13 Neenah Foundry Co.  
A81 Nutone Division of Scovill Mfg. Co.

A83 Onan Division, Onan Corporation

A50 Pennwalt Chemicals Corp.  
A75 Powers Regulator Co.  
A14 Power Strut Div. of Van Huffel Tube Corp.  
A39 PPG Industries Inc.

A06 Rally Inc.  
A37 Raynor Mfg. Co.  
A23 Roll Form Products Inc.  
A43 Roper Eastern Bldg. Systems  
A54 Rosemount Partitions Inc.  
A63 R-Way Furniture Co.

A29 Schlage Lock Co.  
A57 Scott Plastics Co.  
A56 SGL Industries Inc.  
A18 Smith, Elwin G., Div. Cyclops Corp.  
A38 Stanley Works  
A10 Stark Ceramics Inc.  
A64 Stendig Inc.  
A78 Sterner Lighting Systems Inc.

A27 Thiokol Corp.  
A85 3M Co., Electrical Markets  
A02 Trinity Division, General Portland Inc.  
A15 Trus Joist Corp.

A20 U.S. Steel Corp.

A25 Vincent Brass & Aluminum Co.  
A60 Vollrath Co.  
A32 Von Duprin Inc.

A69 Wenger Corp.  
A34 Weyerhaeuser Company  
A11 Wheeling Corrugating Co.  
A08 Whitacre-Greer

C12 Elevators  
C13 Hoists & Cranes  
C14 Lifts  
C15 Pneumatic Tube Systems

### MECHANICAL

C16 Air Distribution Equipment  
C17 Air Treatment Equipment  
C18 Fire Protection Equipment  
C19 Heat Generation  
C20 Heat Pumps  
C21 HVAC Terminal Units  
C22 Liquid Waste Equipment  
C23 Mechanical Controls  
C24 Plumbing Fixtures & Trim

C25 Pumps & Compressors  
C26 Refrigeration Equipment  
C27 Water Supply & Treatment

### ELECTRICAL

C28 Communications  
C29 Electrical & Electronic Controls  
C30 Electrical Heating-Cooling  
C31 Lighting  
C32 Motors & Controls  
C33 Power Generation  
C34 Protective Systems  
C35 Raceways  
C36 Service & Distribution  
C37 Wiring Devices



## Graphic techniques workshop strives for production savings

Ned Abrams' Design Production Techniques Workshop (Deprotech) is a two-day learning marathon where architects are instructed in the cost economies, time-saving and improved quality that graphic arts techniques can bring to their project drawings. Deprotech's workshop takes place at Mr. Abrams' architectural offices in Sunnyvale, California; the basic course is \$350, exclusive of accommodations. (The mailing address is: Deprotech, 845D Stewart Drive, Sunnyvale, California 94088.)

"We've found as much as 20 to 30 per cent of a typical drafting job to be repetitive," Mr. Abrams explains. "Obviously, the elements are not always identical. But from a graphic arts standpoint, they are the same—easily and quickly reduced, enlarged, photocopied and duplicated.

### Architects work on their own projects in the workshop

At Deprotech, architects are introduced to techniques of opaque drafting media, photocopying, enlarging/reducing equipment and offset duplicating, learning first hand how to make the workshop's objectives work for them individually. Mr. Abrams describes those objectives as fourfold: To 1) increase efficiency in contract drawing while cutting operating costs, 2) reduce tedious redundancies in contract drawing production, 3) increase time which can profitably be spent on design with greater control over completion times, and 4) reduce errors and omissions while adding both detail and readability.

Participants bring plans of jobs they are currently working on, including schematics, preliminaries, construction and presentation drawings. The bulk of the workshop involves "hands-on" experience. In fact, several hundred dollars worth of work can be done during the two-day period.

Participants are shown how base drawings are developed and how, through the use of overlays, additional information can be added without replicating previously developed information. (See RECORD, July 1976, pages 55-58, for an overlay drawing technique.)

How these techniques apply to each participant's own plans is reviewed during the next segment of instruction. "It's important for a designer to develop an eye for recognizing redundancies, so that when he starts planning his next project, he'll think graphically as well," Mr. Abrams notes.

An analysis of how drawings should be organized is done before any drafting takes place. A system of base sheets and overlays is then established by determining what information is common to certain drawings.

Once conceptual sketches have been completed, then large-scale drawings of key elements that will appear repeatedly throughout the plans can be made. These elements usually include floor plans, bays, elevations and general systems: heating, air conditioning, electrical and plumbing.

### A photo enlarger/reducer is essential

Conceptual sketches then are reproduced to large scale by use of an enlargement/reduction camera. Mr. Abrams employs an A.B. Dick *Design Master* camera (Figure 1) that can enlarge drawings up to 120 per cent or reduce them to as small as 45 per cent. (A number of manufacturers make similar self-contained cameras, according to Mr. Abrams. Also suitable are the process cameras that most reproduction houses use.) The camera reproduces images to desired scale on paper which in turn can be reproduced on photocopying and offset duplicating equipment.

The automatic camera system



Figure 1



Figure 2



Figure 3



Figure 4

also enlarges or reduces to the desired scale by dialing in the proper percentage figure. With a touch of a button, enlargement or reduction is made. The entire operation takes place in less than a minute, and requires about the same amount of space as a drafting table. The system accommodates documents up to 24 by 36 inches.

Once enlarged and reproduced, conceptual sketches then become base material from which base sheets are made. This is accomplished by using a *nuArc* light table on which key elements are drafted on sheets that have been laid over enlarged conceptual sketches. It is at this point key elements are delineated using chart tape (which produces sharp, black lines for high quality reproduction later on) or by traditional drafting methods.

After key elements have been drawn, they are reduced, usually by 50 per cent. They are then photocopied on a dry toner copier (Figure 2). A "Model 695 Dry Copier," also from A.B. Dick Company, which by nature of its process produces very black copy for sharp line and screened reproduction, is used.

"We use the 695 not only because it produces remarkably black copy, but also because it is one of the few copiers available which reproduces to exact size," Mr. Abrams explains.

Once key repetitive elements have been photocopied, they are cut out and ready to be aligned in various clusters to determine what the best options and combination of options are (Figure 3).

After these key elements have been pasted down (Figure 4) on base sheets, dimensioning, notations and structural framing can be put together using overlays; they can then be reproduced in quantity by offset duplicating or by diazo printing. If more than 50 plans are needed, it is wise to offset duplicate because of the economies involved.

Bolta Wall

Bolta Wall

Bolta Wall

Bolta Wall

Bolta Wall

Bolta Wall

Bolta Wall™

vinyl wall covering

# Manufacturers' casebook: seven projects that reveal product ingenuity



Ron Testa

## A tile roof responds to esthetic and service needs

Last May, RECORD asked many building product manufacturers to suggest their most memorable product applications for publication. The result of that survey was many more significant examples than we could accommodate in these nine pages, all instances of extraordinary architect-manufacturer collaboration.

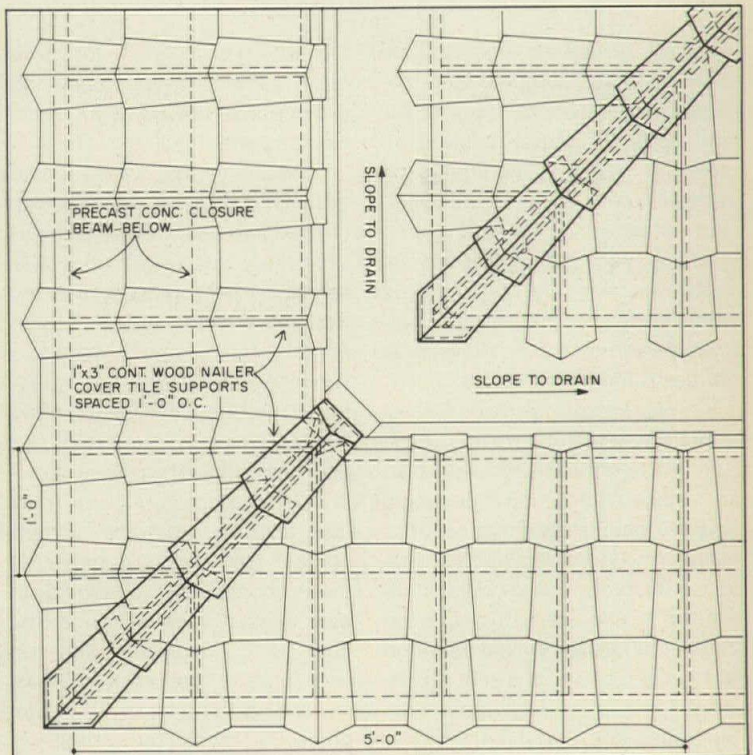
Among those projects selected from this "manufacturers' casebook" of exceptional product applications is the Basking Ridge (New Jersey) Complex, offices designed by The Kling Partnership for the American Telephone and Telegraph Company (above and on the next two pages).

Assuring that this 1,350,000-square-foot complex would have a minimum impact on the surrounding residential community was a primary design consideration. The concept is low horizontal elements comprising terraced parking and two interconnected two-, three- and four-story office wings with horizontal bands of precast concrete and bronze reflective glass, capped with 22-degree pitched roofs.

Of the few materials that could satisfy the client's stipulation of a 50-year roof, tile provided the strong three-dimensional appearance that the architects felt was necessary on a roof that is this building's most prominent design feature. Clay roofing tile manufactured by the Ludowici-Celadon Company in a Greek pattern was chosen for two reasons: its serviceability and the esthetic interest it achieves on large-scale roofs. The pattern has been custom-manufactured by the company for 50 years.

Ludowici is credited with an adaptation made at the architects' request. A special vertical return tile extending into the built-in gutter was created to facilitate flashing and to provide a handsome resolution of the eave line.

By virtue of its weight, clay roofing tile tends to be manufactured for local use and may be suited to local climates only. Ludowici points out that it "burns" its tile at one temperature for all climatic conditions, and installation of this product can be accomplished by roofing contractors.





Tim McCarthy photos (above)

## A systems ceiling achieves lighting, VAV and partition integration goals

Ceilings for the office areas at the Basking Ridge Complex were designed for systems bidding of the ceiling panel, lighting fixture, variable air volume terminal, and temperature controls. The consulting engineers, Kling/Lindquist, wrote a specification that did not limit the bidders to just one method of air distribution, but permitted various combinations of air diffusers and VAV devices.

The designers provided a distribution system of medium pressure ductwork to distribute the air to ceilings above the occupied spaces, and capped connections were provided on the ducts at specified intervals for the ceiling contractor's use (see drawing far right). The designers also provided a typical layout of each of the three types of systems under consideration for one typical office area for which alternate proposals were received.

It was each bidder's responsibility to demonstrate the ability of his system to meet specified requirements for air motion, temperature control and sound criteria.

He also had to fulfill the architects' esthetic requirements and provide the flexibility for tenant rearrangement.

Many ceiling systems were considered, with 18 mockups created in rented trailers at the job site; three successful ones were selected for more complete testing. The winning system fulfilling entirely the design criteria was submitted by Carrier and Day-Brite Lighting Division, Emerson Electric Company, and took two-and-one-half years to develop.

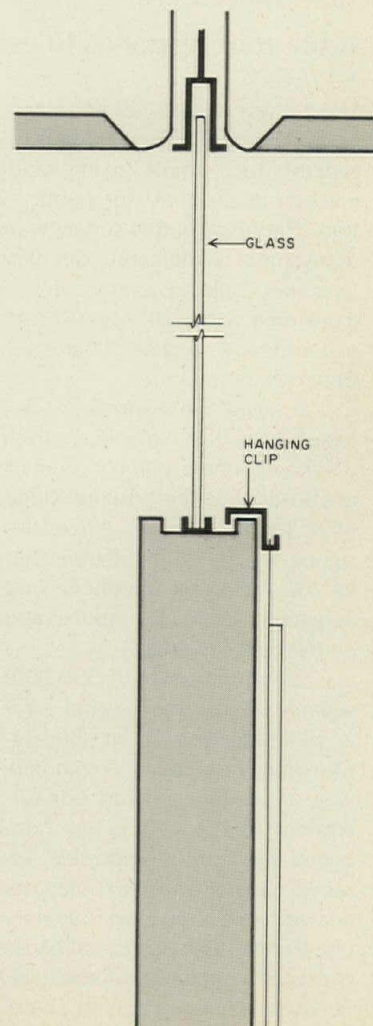
The system consists of modified Carrier *Moduline* variable volume terminals and linear diffusers connected to the distribution ductwork with flexible ducts, and supported from rods which also support the 5-foot-square ceiling panels (small photo, far right). The virtually simultaneous installation of finished ceiling and air distribution systems was designed to facilitate the fast track construction process.

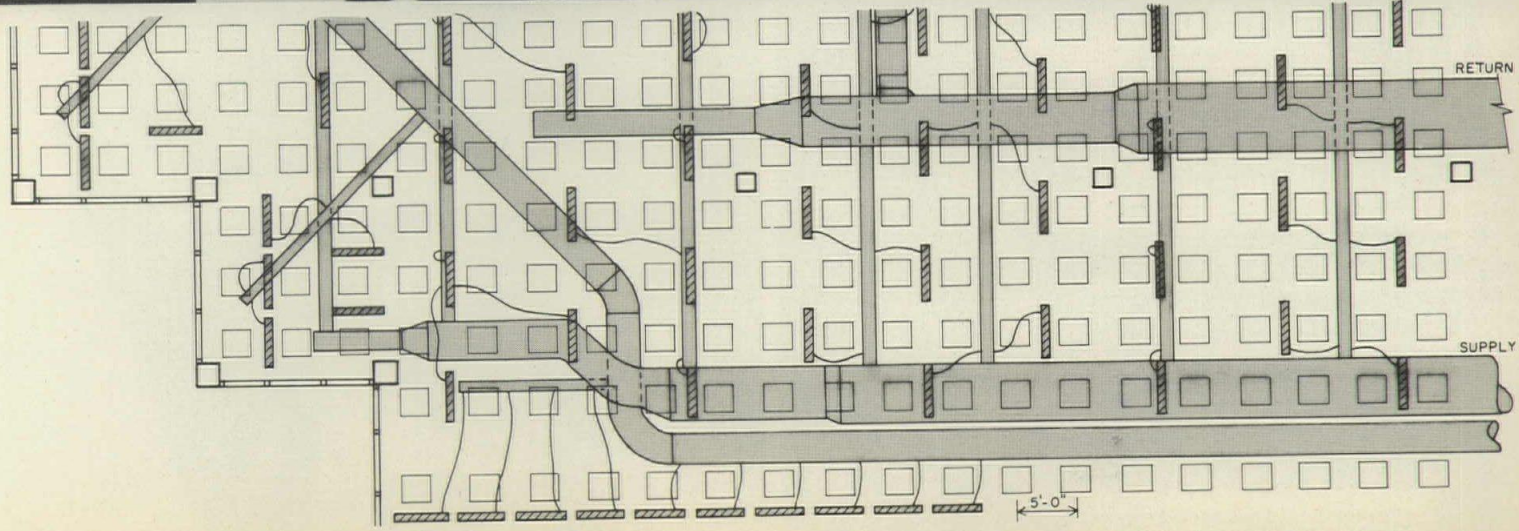
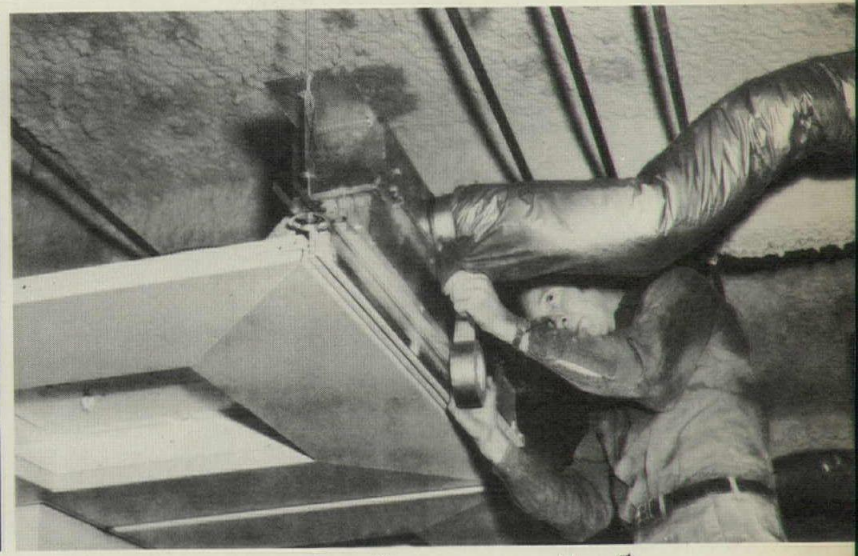
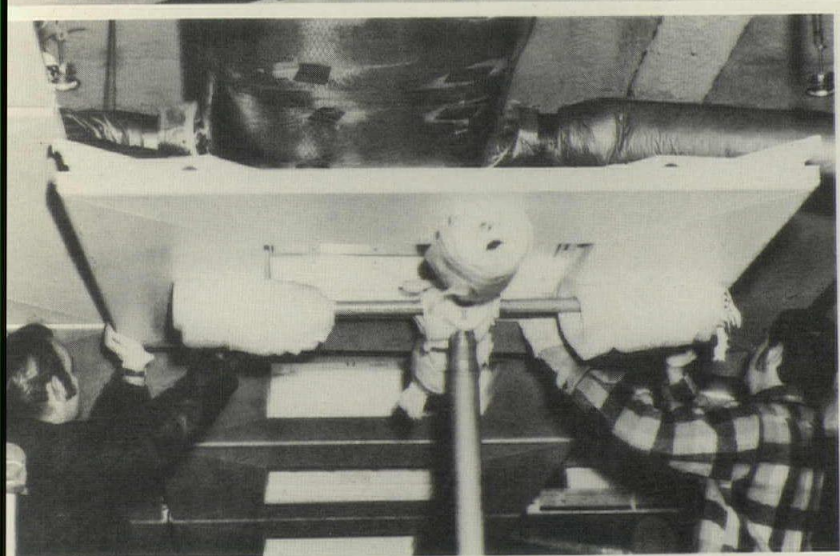
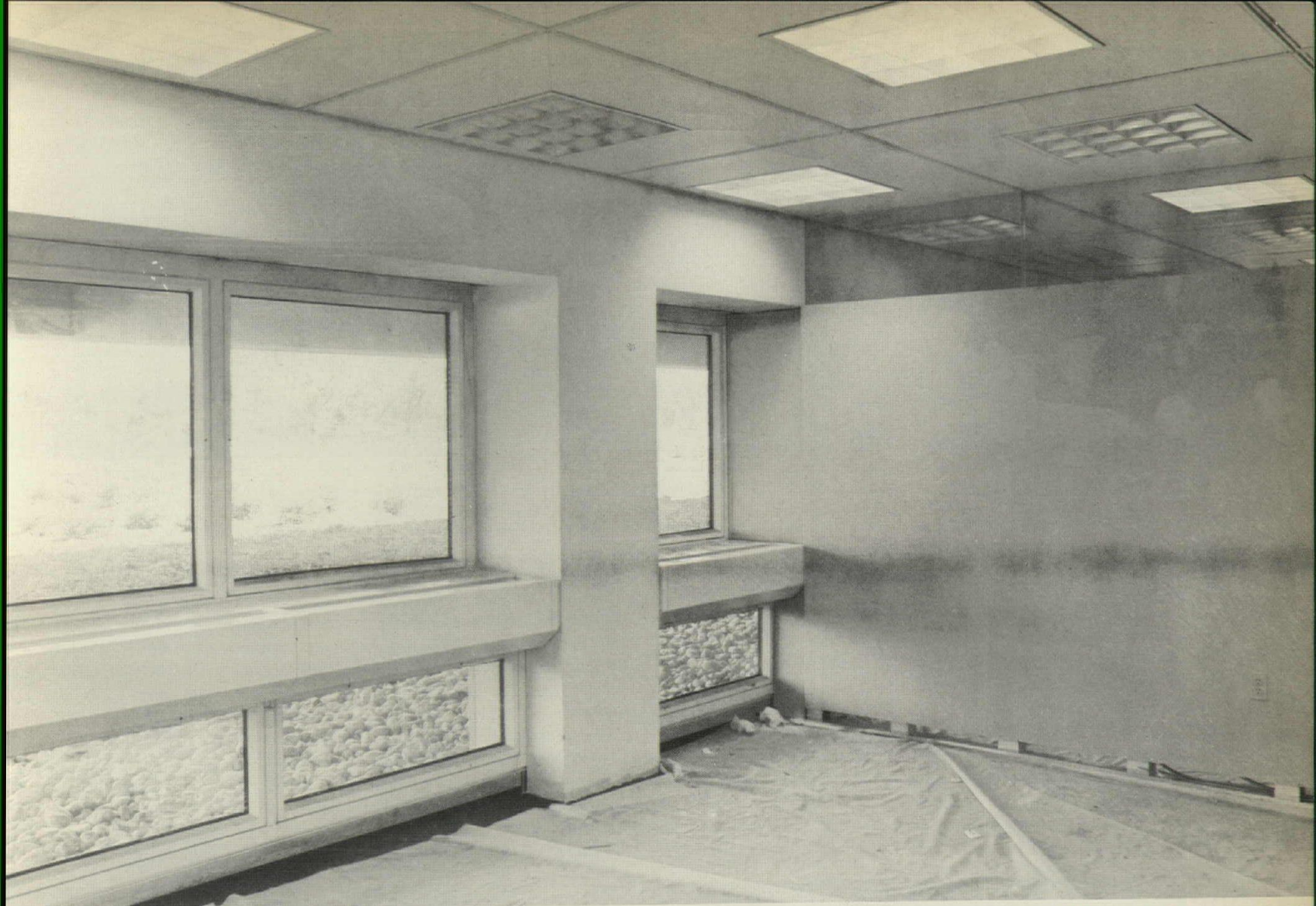
In modifying the *Moduline* unit for this project, Carrier removed the normal diffuser apparatus;


Day-Brite in turn, incorporated the diffuser in its ceiling panel, adding a recessed slot that accepts the glass panels that complete the movable partitioning (see drawing right and photos above). This enables the Carrier units to send a normal air stream pattern to each side of the partition, with individually controlled air options. *Moduline* controls installed on one unit can control up to six "slave" units. If partitions are changed, the controls can be relocated or an additional control can be installed to divide the zone, a task that is said to be easily accomplished by building maintenance personnel.

In this installation, the Carrier unit is fed air from the side of the plenum. The usual configuration is end feed, with most variable volume units in end-to-end runs, feeding air through into adjacent units. This system achieves a 3.2 cfm per square foot in the perimeter offices.

Special aluminum extrusions for the partition tops, posts, runners and hanging clips were manufactured by Vaughan Walls, Inc.







## Acrylic skylights satisfy architects' desire for lightweight, insulated enclosure

Within the new National Air & Space Museum in Washington, D.C., all major exhibits are housed in a series of enclosed and open, skylighted, glass-fronted galleries with open steel trusses. Architects for this new component of The Smithsonian Institution, Hellmuth, Obata & Kassabaum, Inc., selected Rohm & Haas *Plexiglas* skylight material for the three 120-foot square glass-fronted galleries for several reasons.

The 10-foot square domed *Plexiglas* units required no sup-


port members. Since tubular steel trusses were used at the ceiling, this factor was important in presenting an unobstructed appearance (photo, above right). The trusses, L-shaped bent sections with a web pattern, carry the heavy loads of suspended exhibits. The architects looked for a roofing solution that would allow maximum openness and light, and through which the exhibits would relate to the outdoors.

A second reason for this selection was that the skylights fur-

nished certain desirable construction qualities. Comprised of two layers of *Plexiglas*, with an air space in-between, the domes needed no insulation. Light and sun filtration was achieved by using a bronze tint on the outside layer of material and clear material on the inner layer.


Super Sky Products, Inc., a custom fabricator of monumental skylights, produced the aluminum-framed skylights. Prior to installation, the company constructed a 20-by-60-foot mock-up

that was subjected to accelerated weather testing. Due to the area of these skylights, a major problem was expansion and contraction control, and water removal. Super Sky, which offers professional design services to the architect, developed the expansion controls and the gutter system that permits drainage to the sides of the building and to some interior drains. Adjustable supports enabled interfacing of the skylight with the trusses at proper drainage angles pitched in two directions.





Barbara Martin photos



Mac Mizuki photos



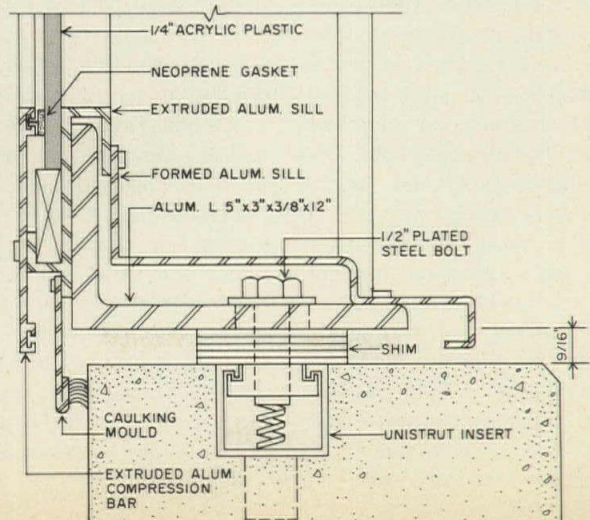
## Standard components build an architectural bridge


The Eugene J. Mackey & Associates design of the Euclid Avenue Pedestrian Bridge in St. Louis—linking two research facilities of the Washington University Medical Center—resulted from the architects' desire to use a manufacturer's standard components as much as possible to meet performance and esthetic requirements.

In this case, O. O. McKinley Company was called upon to furnish the material, labor and equipment to fabricate and erect aluminum and plastic elements of the enclosed 200-foot passageway. Of prime esthetic importance was the 4-foot radius of the walkway

which emphasizes the stone arch of the hospital building (see photo, left).

O. O. McKinley began offering this type of structure as a standard product after erecting one six years ago to the design of architect Evans Woollen. In the case of the Euclid Avenue Pedestrian Bridge, a company engineer aided the architects in re-working the basic shapes to accommodate new loading conditions created at the steps. Every mullion, each 4 feet on center, provides an expansion and contraction point of  $\frac{1}{2}$  inch for the 4-foot tinted acrylic panels.





### Services/structure integration relies on forms and . . .


The Dallas, Texas, Municipal Center, designed by Associated Architects, I. M. Pei & Partners/Harper & Kemp exemplifies an unusually demanding concrete job in terms of design, specifications and required performance. The result is a building with concrete work of unusual quality.

The structure is based on a 56-inch square coffer formed on fiber glass domes molded to the architects' specifications by Molded Fiber Glass Concrete Forms Company. The architects insisted on near-perfect concrete since it was to be exposed inside and out. Joint lines between dome flanges were required to be no more than  $\frac{1}{16}$ -inch wide and only  $\frac{1}{16}$ -inch tolerance was permitted in matching adjoining lines. The 1700 domes purchased for the project were molded with special flanges to produce these tolerances, and to produce those dimensions through seven uses.

In placing and nailing the forms to the plywood deck, not only were the domes carefully aligned, but the nails were positioned in a uniform pattern to avoid a random look when the


forms were stripped. All joints were sealed with a silicone compound and to prevent the leakage of concrete materials during pouring operations, gaskets were provided under all coffer form joints. The result of this procedure—and the fineness of the form itself—is the monolithic expanse of coffered ceiling, void of the more usual reveals created by cruder, butted forms. (In the upper right-hand photo, the concrete has not yet been sandblasted to remove the bead).

To save time and labor, the domes were attached to flying units, the largest 14-foot wide and 40-foot long. This permitted handling as many as 24 domes as a single unit. Finished beams, 10½-inches wide at the bottom, sloping to 16½-inches wide at the top permitted clear spans up to 65 feet 4 inches (see drawing at bottom, right). The stiffening ribs across the width of the bay are 4½-inches wide at the bottom, and the concrete is 3-inches thick over the domes. Trapezoidal fiber glass units bolted to the top of the domes voided a tapered air slot to a plenum.



Ken Nolan





Mel Armand Associates photos

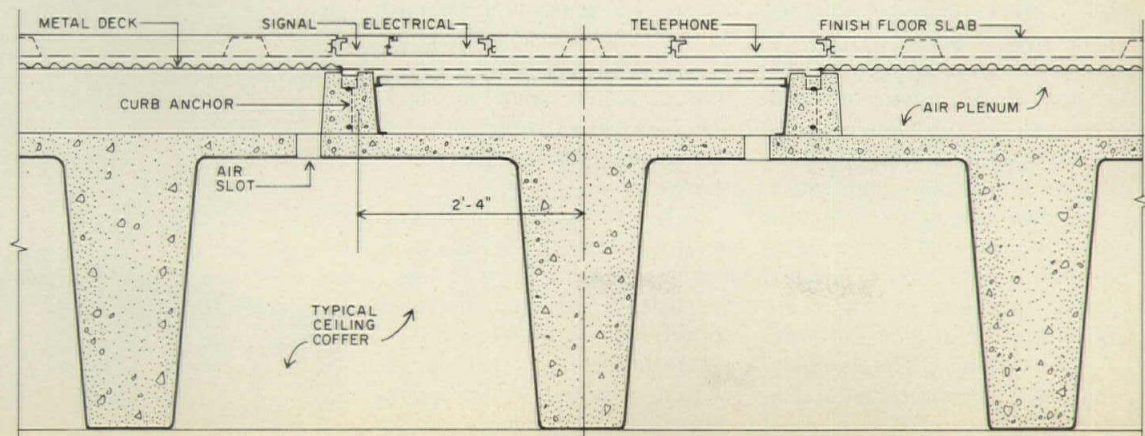
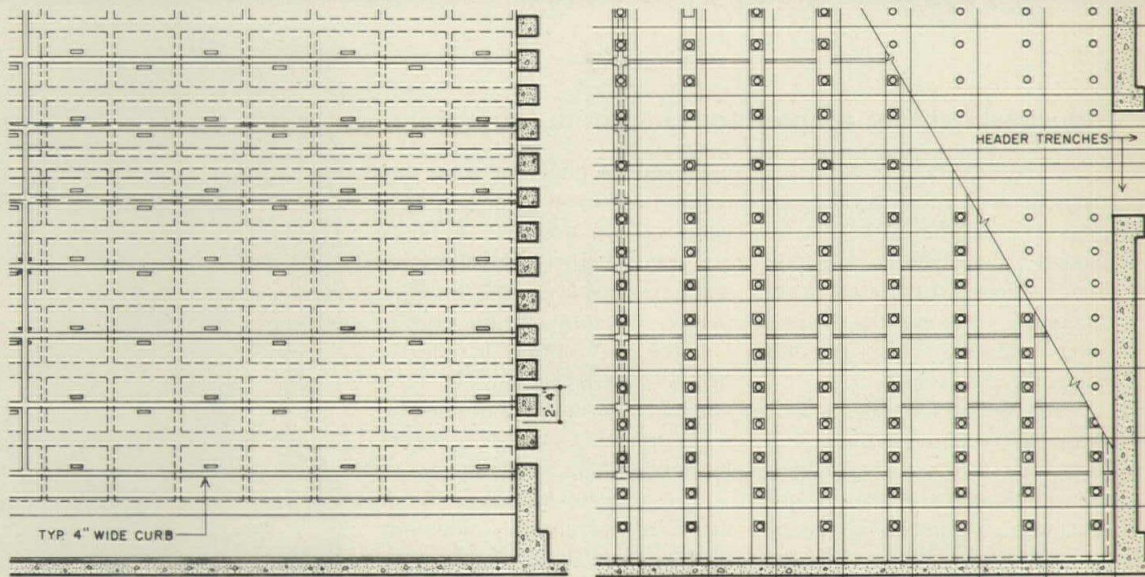
### ... concept refinement


The floor system was designed to integrate electric and communications and air distribution, a concept which the Pei firm has been refining through application in a number of their major buildings. With deep-coffered long span structures of this type, the "air floor" eliminates ductwork concealed in suspended ceilings.

For this building, Mac-Fab Products, Inc. furnished the metal decking and the triple-cell metal cellways that were installed across 4-inch concrete curbs poured the length of the bays.

One of the primary concerns in structures of this type is the air leaking that can occur between supply and return plenums if the slab sags slightly after a number of years. In this application, neoprene gaskets were installed on the top of the curbs, and sealed by the downward curve of the corrugated metal decking.

The alternation of air slots in the top of coffers assures that no matter what office partitioning arrangement the owner might chose, air supply and return functions are provided. The grid cannot be violated.





### Automated transport helps hospitals share services

The sharing of central stores, food preparation and laundry facilities for a 1200-bed, five-building medical complex in Minneapolis is made possible by an 8200-foot transport system, designed by Close Associates and Harty, Elving & Associates, architects of the

remodeled Metropolitan Medical Center which now adjoins Hennepin County Medical Center, by Smiley, Glotter and Associates and Thorson & Thorshov Associates.

Based on a performance specification, the system was de-

veloped by American Chain & Cable Company's Chain Conveyor Division, working with Herman Miller, Incorporated. This is the first installation automating the handling of the Herman Miller *Co/Struc* lockers.

The scheduled delivery sys-

tem comprises: horizontal track, transporters and monitoring controls; five vertical lifts (photo left); and two cart washes.

Upon receiving the contract, ACCO engineered a transporter that would hang vertically, no matter what the load of the C-

### Industrial lighting adapted for classroom use

Previous experience with the manufacturer's engineering services and the product led the architects of this middle school in Irvine, California, to propose lighting based on industrial fixtures using efficient, color-corrected mercury vapor lamps.

The Venado Middle School, designed by William Blurock & Partners is a loft space building with small seminar spaces located on a mezzanine threading through the gable roof structure. Because of intersecting exposed ducts and truss joists—and a California earthquake law—full-swivel pendant fixtures provided an esthetic alternative to surface-mounted, continuous strip fixtures.

Having used these industrial fixtures in another school and in their own offices, the architects selected 250-watt deluxe white mercury vapor lamps in industrial fixtures supplied by the Holophane Division of Johns-Manville.

Holophane engineers, working with lighting engineer Frederick Brown and Associates,

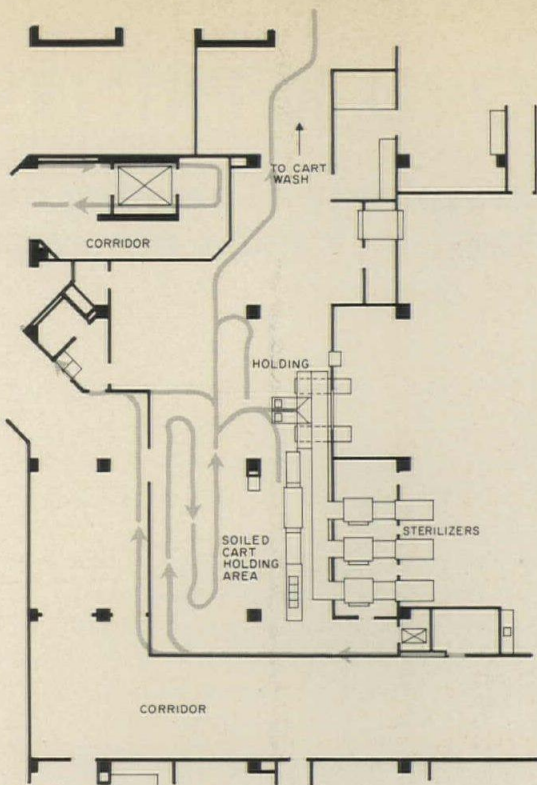
reworked the photometrics of this fixture to provide a batwing light pattern at the task level; the normal application of this fixture is in high-ceiling spaces and the light pattern is narrow at the source, causing hot spots. Mounting heights (not lower than 12 feet) and locations were determined by a Holophane computer program for uniform light distribution.

Holophane incorporated in the fixture a refractive grid lens blocking light above 60 degrees to minimize glare. The lens was regressed 1½ inches and mounted in a frame with torsion springs for easy relamping. Extra quiet encapsulated ballasts were specified. The 24,000-hour lamps provided the required 70 footcandles for the classrooms.

The architects caution that because of the long mercury lamp starting time (up to three minutes), this type of lighting is not well suited to audio-visual areas. Where this lighting is used, the architects provided a fast-starting quartz light for emergency use.



Janet Isbell photos



locker it carried. This required considerable experimentation with the suspension point.

Supplies in the lockers are carried by overhead (7 ft 2 in.-high) powered and gravity mono-rail from central service areas to patient floors, where the *Co/Strucs*

are unloaded for floor distribution by cart. Each transporter has a dial dispatch control and carries two lockers. Before lockers are returned to their original stations (middle photo), they pass through automatic washers (see plan and photo right).

### Manufacturer aids architect in casework layouts

Among the findings of the 1976 Architectural Record "Annual Survey of Building Product Manufacturers" is the fact that a growing number of producers are offering free, professional design services to architects.

The McKennan Hospital in Sioux Falls, South Dakota, is an example of how architects can use these design services of a manufacturer. The architects in this case are Caudill Rowlett Scott, and The Spitznagel Partners Inc., and the manufacturer is Monitor Products.

The architects' design goal was to achieve casework that would complement the Hill-Rom medical services head wall (right) selected for the patient rooms. It contains reading lights, examining lights and outlets for oxygen and suction. Monitor manufactured the custom-designed wardrobes, storage casework; on one side of the bed is a swing-out cabinet for storing wash basin, toiletries and other personal care items. On the other side is a board containing the intercom controls.


Dimensionally and detail coordinated with the Hill-Rom unit, the Monitor units are constructed of particle board, finished in high pressure laminate in primary colors—the finishes of the Hill-Rom patient wall.

Monitor, 50 per cent of whose business is in the health care casework field, provided the final layout for the laboratory in this instance, based on the work of a full-time licensed architect employed by the company. His plans were incorporated in the architectural drawings.

Also manufactured by Monitor to the architects' design were central nursing stations comprising medications work compartments, central communications desk, ward clerk's work space and other charting desks. Mobile carts made by Monitor hold patients' charts, and carrels located with the core are provided for physicians. The company is credited with skillful development of the relatively new concepts here in movable task casework.



Hedrich-Blessing



# ARCHITECTURAL RECORD REPRINTS

**"RECORD IMPRESSIONS"** is a convenient way of ordering reprints, reports, and back issues. All are printed on glossy stock and many are printed with color illustrations.

\$1, 2, 2.50, AND 5\*

NO. OF  
COPIES  
WANTED

## RECENT LISTINGS

_____	53 Campus Architecture—22 Pgs. 4 Color .....	<b>\$2.00</b>
_____	57 Discrimination in Housing Design—22 Pgs. 4 Color .....	<b>2.00</b>
_____	58 Stores & Shops—16 Pgs. 4 Color .....	<b>2.00</b>
_____	59 Schools that Nurture an Understanding for the Dimensions of Life—16 Pgs. 4 Color .....	<b>2.00</b>
_____	60 Vocational Schools—16 Pgs. B & W .....	<b>2.50</b>
_____	61 Design for Recreation—16 Pgs. 4 Color .....	<b>2.00</b>
_____	62 Productive Elegance for Industry—16 Pgs. B & W	<b>2.00</b>

## INTERIORS

_____	3 Record Interiors of 1971—20 Pgs, 4 Color .....	<b>\$2.00</b>
_____	25 Record Interiors of 1972—20 Pgs. 4 Color .....	<b>1.00</b>
_____	40 Record Interiors of 1973—16 Pgs. 4 Color .....	<b>2.00</b>
_____	54 Record Interiors of 1975—18 Pgs. 4 Color .....	<b>2.00</b>

## BUILDING TYPE STUDIES

_____	4 Museums '72—16 Pgs. 4 Color .....	<b>\$1.00</b>
_____	6 Design For Merchandising—16 Pgs. 4 Color .....	<b>2.00</b>
_____	8 Airports '70—16 Pgs. B & W .....	<b>2.00</b>
_____	11 Correctional Architecture—16 Pgs. 2 Color .....	<b>1.00</b>
_____	13 Campus Design—24 Pgs. 2 Color .....	<b>2.00</b>
_____	15 Health Care—16 Pgs. B & W .....	<b>2.00</b>
_____	20 Low-Income Housing—16 Pgs. 2 Color .....	<b>2.00</b>
_____	24 Contemporary Schools—14 Pgs. B & W .....	<b>1.00</b>
_____	25 Campus Lifestyles—18 Pgs. 4 Color .....	<b>1.00</b>
_____	27 Shopping Malls—16 Pgs. 4 Color .....	<b>2.00</b>
_____	28 Suburban Office Buildings—16 Pgs. 4 Color .....	<b>2.00</b>
_____	34 Industrial Buildings—16 Pgs. 4 Color .....	<b>2.00</b>
_____	35 Hospital Planning—18 Pgs. 4 Color .....	<b>2.00</b>
_____	36 Housing—16 Pgs. 4 Color .....	<b>2.00</b>
_____	37 Resort Hotels—16 Pgs. 4 Color .....	<b>2.00</b>
_____	41 Development Housing—12 Pgs. 2 Color .....	<b>2.00</b>
_____	43 Museums For Today—16 Pgs. 4 Color .....	<b>2.00</b>

NO. OF  
COPIES  
WANTED

_____	44 Corporate Offices—16 Pgs. 4 Color .....	<b>2.00</b>
_____	45 Stores & Shops '73 .....	<b>2.00</b>
_____	47 Flexible Religious Buildings—16 Pgs. 4 Color .....	<b>2.00</b>
_____	48 Convention Hotels—16 Pgs. 4 Color .....	<b>2.00</b>
_____	49 High-Rise Office Buildings—16 Pgs. 4 Color .....	<b>2.00</b>
_____	50 Airports '73—18 Pgs. B & W .....	<b>2.00</b>
_____	51 Public Administration Buildings—18 Pgs. B & W ..	<b>2.00</b>
_____	52 Religious Buildings—16 Pgs. B & W .....	<b>2.00</b>

## SPECIAL REPORTS

_____	5 Clinical Techniques—8 Pgs. 4 Color .....	<b>\$1.00</b>
_____	19 Audio-Visual Facilities—16 Pgs. 4 Color .....	<b>2.00</b>
_____	21 Six Interiors—12 Pgs. 4 Color .....	<b>1.00</b>
_____	23 Energy Conservation—8 Pgs. B & W .....	<b>1.00</b>
_____	31 Lighting Systems—8 Pgs. 2-Color .....	<b>1.00</b>
_____	33 Curtain Walls—8 Pgs B & W .....	<b>1.00</b>
_____	38 The Young Architects—56 Pgs. 4 Color .....	<b>2.00</b>

## PRACTICAL REFERENCE

_____	9 Air Conditioning: A New Interpretation Updated Reports From 1967, 1969, 1970—64 Pgs. 2 Color Softbound .....	<b>\$4.95</b>
-------	--	---------------

## BACK ISSUES

_____	10 Record Houses 1968 .....	<b>\$5.00</b>
_____	18 Record Houses 1971 .....	<b>5.00</b>
_____	39 Record Houses 1972 .....	<b>5.00</b>
_____	42 Product Reports 1973 .....	<b>5.00</b>
_____	46 Record Houses 1973 .....	<b>5.00</b>
_____	56 Product Reports 1974 .....	<b>5.00</b>
_____	63 Product Reports 1975 .....	<b>5.00</b>

\*(10% Discount on Orders Over \$20.00)

## PRE-PAID ORDERS ONLY

## ARCHITECTURAL RECORD

Mr. C. J. Geiger  
c/o Record Impressions  
P.O. Box 501  
Hightstown, New Jersey 08520



Cost of Order \$ \_\_\_\_\_  
\*(10% Discount on Orders  
over \$20.00) \$ \_\_\_\_\_  
Sales Tax \$ \_\_\_\_\_  
Total Enclosed \$ \_\_\_\_\_

Check  Money order

Send descriptive catalog

Name \_\_\_\_\_ Please Print  
Firm Name \_\_\_\_\_  
Address \_\_\_\_\_  
City \_\_\_\_\_ State \_\_\_\_\_ Zip \_\_\_\_\_

Allow two to three weeks for delivery

# product reports 77

## EDITORIAL

This issue of RECORD's Product Reports issue represents something of an anniversary—it is the fifth edition of what we described back in October 1972 as "a new effort by the editors of RECORD to show—in an organized, easy-to-use-for-reference fashion—the most important new products. . . ."

The editorial of that first issue described why we had started this new program: "The continuous and continuing outpouring of new and better and more efficient and more flexible and more colorful products—often interrelated with other new products in 'packages' or sometimes 'systems'—has a continuous and continuing impact on efficient and economical building design. And so architects and engineers need to know about new products—and as quickly as possible."

That remains an important goal. The importance of the dialogue between architects and engineers and the manufacturer was reinforced for us only months ago, when we held a Round Table on Technical Backup for Architecture (RECORD, mid-August)—subtitled "where is the expertise, how do we get it out, and how does it get paid for?"—during which it became obvious again that designer and manufacturer alike can benefit from a close working relationship. The symbiotic advantages of that "working together" are further reinforced by the case examples of effective designer-manufacturer collaboration shown beginning on page 15. But what is most important and most basic is that the manufacturer continue to bring to the market a flow of new products that not only suggest new ways to solve design problems, but indicates a clear faith in the future of our industry and its established marketing patterns. And the proof of that is in every page. . . .

### **How to use this issue**

This year Product Reports is organized, as usual, on the 16-division UCI format. The page number for each division can be found on the Contents page, page 3, and more information on any product or service in this issue can be easily obtained by using the Reader Service section that begins on page 8. Inquiry cards are provided for reader convenience on page 9 and 10. An index to manufacturers whose products appear editorially may be found on page 5, while advertisers in this issue are indexed on page 190.

A special feature of this issue should be noted. Again this year, readers will be able to circle one number on the Reader Service Card to receive manufacturers' literature on entire product sections within any of the 16 divisions. Of course, information on individual products may still be requested by circling the product's number in the case of advertisers, or by writing the number in the space provided, in the case of products featured editorially. However, if you wish to use the Reader Service Cards on page 9, we think you will find them useful as you read this issue.

# The sweet smell of success.

**Bruning's PD80  
is America's most popular  
for the same reasons  
you should have it.**

This is the original Bruning "daisy machine." Designed to be ideal in more situations than any other engineering convenience copier. With the exclusive quality PD<sup>®</sup> development process—the one that made

ventless and odorless mean it. Energy-saving, instant on-off, 110-volt, delivers dry prints of engineering drawings in seconds.

For all those good reasons, the PD80

is America's most popular copier. For all the same reasons, it could very

well be just the one you need. A convenient way to find out is with Bruning's rent-with-option-to-buy plan.


Call your Bruning man for a demonstration of the PD80, or one of the other "fresh as a daisy" machines. Or write Bruning, 1834 Walden Office Square, Schaumburg, Illinois 60196.

We help architects communicate.




**BRUNING**

DIVISION OF  
ADDRESSOGRAPH MULTIGRAPH



# uci 1

# office supplies and equipment



1



2



3

## COMPUTERS

**1 PRINTER/PLOTTER** / The model "5105" produces clean, high-density images and smooth line contours from computer-generated graphics and alphanumeric. The unit can plot standard D-size (22- by 34-in.) drawings in approximately 11 seconds. / Gould, Inc.

**2 PLOTTING SYSTEM** / "Model 42" with a plotting speed of 42 in. per second has a plotting area of 36 by 48 in. Several off-line data plotting applications include: land use maps; subdivision layouts; piping diagrams; structural design; motion fill analysis. / The Gerber Scientific Instrument Co.

**3 WORD PROCESSING** / Three CRT, diskette-based word processing systems can be expanded by "plugging in" more electronics, work stations, and capabilities. Operational features include: large CRT display screens; uncluttered keyboards; and built-in power options. / Wang Laboratories, Inc.



4



5




6

**4 DRAFTING SYSTEMS** / The "Auto-Draft" system consists of input stations, a minicomputer controller, and a plotting device. The system's plotter is a flatbed design with a 40- by 60-in. plotting area, capable of pen speeds up to 22 inches per second. / Auto-trol Corp.

**5 ELECTROSTATIC PLOTTERS** / Eight units offer a choice of 22 or 24 in. paper width, vertical plotting speed of one or two in. per second, and resolution of 100 or 200 dots per in. Four models offer character generator and simultaneous print/plot option for display of captions, legends, and other alphanumeric data while plotting. / Versatec.


**6 TIMESHARING COMPUTER** / Called the "Decsystem-20," the 36-bit word length system features a full complement of high-level languages, and a newly designed systems architecture. The system offers concurrent timesharing and batch and transaction processing capabilities. / Digital Equipment Corp.



7



8



9

## INFORMATION SYSTEMS


**7 TRUSS DESIGN MICROFICHE** / This microfiche library of 16,000 wood truss designs contains design conditions for asymmetrical and inverted designs, extended top chord bearing, double stub ends, umbrella, and truss lengths up to 100 ft. / Automated Building Components, Inc.

**8 PROFESSIONAL MANUAL** / "Untangling the Web of Professional Liability" is a 200-page illustrated guide intended to assist the design practitioner toward a more claims-free professional career. / Design Professionals Insurance Co.


## OPERATIONAL

**9 STRAIGHT EDGE** / A floating action parallel straight edge has sizes from 30- to 72-in. long. The ruling edges are made of clear Plexiglas for drafting and drawing and stainless steel for cutting, editing, and drawing. / Plasticoid Products Inc.

COMPUTERS  
INFORMATION SYSTEMS  
OPERATIONAL  
OFFICE MACHINES  
OFFICE SUPPLIES  
REPRODUCTION




10



13



16



19



11




14



17



20




12



15



18



21

**10 DRAFTING TABLE** / Power operation gives 20 in. of vertical travel (from 50% in. down to 30% in.). "VR 20" tables also feature a counter-balanced board tilt control mechanism allowing adjustment of the board to any angle, from zero to 90 degrees. / Hamilton Industries.

**11 OPTICAL TAPEMEASURE** / The *Optical Tapemeasure* measures distances from 50 to 600 ft. The unit is hand-held and measures 8½ by 4 by 1½ in. and weighs 16 ounces. Accuracy is claimed within 3 in. at 50 ft, 6 in. at 100 ft, 5 ft at 200 ft, and 20 ft at 600 ft. / Ranging, Inc.

**12 ELLISOGRAPHS** / These instruments draw mathematically true ellipses up to 30 in. major axis and a minimum of 4 in. minor axis. The large linkage in the "Model 25" is mounted in ball bearings for free movement and accuracy. / Hunter Assocs.

**13 DRAFTING INSTRUMENT** / The "Pentaflex" is made of clear *Lexan* plastic, and incorporates five drafting instruments in one: three snap-in scales; protractor; triangle; compass; and beam compass. / HAPCO.

#### OFFICE MACHINES

**14 MICROFICHE READER** / The "930" unit is recommended for applications where documents have been photographed at random angles, because the image rotation control rotates the 11-in.-sq screen a full 360 degrees. Magnification is from 24x to 48x. / Micro Design.

**15 BINDING SYSTEM** / "Therm-A-Bind 200" binds any loose papers, photos, cards or other literature, and operates on standard 115-volt ac power. Weighing less than 22 lbs, its dimensions are 12 by 19 by 7 in. / General Binding Corp.

**16 OFFICE BINDER** / A portable, mechanical binding unit called "The Clincher" will bind almost any collection of materials up to 11 in. wide and one inch thick in hard or soft cover. It punches and binds documents in minutes, according to the company. / 3M Co.

**17 BINDER** / "Model 123" is a manually-operated punch-and-bind office machine that makes a patented, flush bind. Books can be de-bound and re-bound for last-minute page changes. Both punching and binding are done with the same U-shaped control bar. / Velo-Bind, Inc.

**18 METRIC CONVERTER** / This calculator features pre-programmed metric conversion for length, weight, speed, liquid or dry volume, and temperature. Each unit comes with an ac adapter and carrying case. / Better Ideas.


**19 PRINT FOLDER** / Prints are stacked on a tray and hand fed, one at a time. Folded prints from 11 by 17 in. to 36 by 72 in. emerge in seconds, according to the company. Two models are available for a completely automated one-pass print folding system. / Bruning Div., Addressograph-Multi-graph Corp.

**20 COLLATOR** / "Gather-8" gathers eight sheets at one point and then a finger-tip pull is all that is needed for collating. It can handle a variety of stocks, according to the company. / Michael Business Machines Corp.

#### OFFICE SUPPLIES

**21 TWO-DIMENSIONAL SCALES** / These transparent grid scales are overlay/underlay guides for measuring and construction. The two versions available are a ¼ in.:1 ft architectural grid, with 10 by 12½ in. (40 by 50 ft) capacity; and a metric grid, with 24 cm by 30 cm capacity. / GraphiCraft.





22




25



28



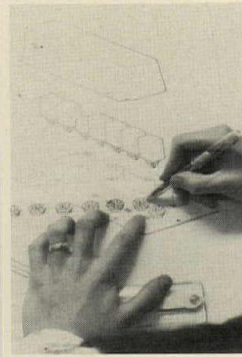
31




23



26




29



32



24



27



30



33

**22 SELF-STACKING FILE** / The steel supports of each "Interstak" file unit permit flexible self-supported stacking arrangements without tools or hardware. / Oxford Pendaflex Canada

**23 ADHESIVE LABELS** / A new size (11 by 17 in.) plain bond self-adhesive label for large document copiers is as easily copied as is regular plain bond paper, and the silicon-treated backing paper is divided into several strips for convenient removal by the user. / Avery Label.

### REPRODUCTION

**24 COPYING MACHINE** / The "Electrographic 1824," designed to accept single sheet or bound originals up to 18 in. wide by any length, also produces gray-scale tonal renditions on prints of full-color or black-and-white illustrations. The unit operates on standard 115-volt, 13-amp ac power. / Minolta Corp.

**25 HIGH-VOLUME PRINTER** / The "Model 600" high-volume engineering copier uses no ammonia and requires no venting. It prints up to 75 ft per minute. An adjustable tracing tray can be expanded to receive larger tracings. / Bruning Div., Addressograph-Multigraph Corp.

**26 DOCUMENT PROCESSOR** / A triple-purpose document processing machine combines imprinting/numbering, photocopying and microfilming into one operation. The "Docu-print 900" produces 60 copies per minute and microfilms 60 documents per minute. / AES Technology Systems, Inc.

**27 WHITEPRINTER** / A tabletop whiteprinter, the "Mark III" can produce copies up to 53 in. wide by any length. A separate heater switch for instant-on operation, a built-in pump switch and forward-reverse switches are other features. / Teledyne Rotolite.

**28 FILM PROCESSOR** / "Model 344" accepts Kodak films and papers fed from the back and processes dry-to-dry in 90 seconds. All processed materials are delivered to the receiving basket in the front. Graphics arts materials up to 44 in. wide and 18 ft long can be used. / Eastman Kodak Co.

**29 GRAPHIC TRANSFER** / A photomechanically imageable transfer material, which enables users to make sheets of dry transfer letters and symbols from any line original, is processed by a simple one-chemical, roomlight procedure. Images adhere to most surfaces used by graphic professionals. / 3M Co.

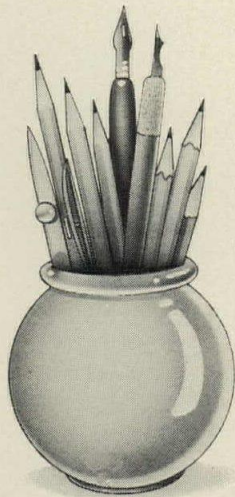
**30 COPIER** / A new cassette accessory now available for this portable large document copier produces copies of material up to 14- by 25-in. using ordinary unsensitized paper. / Xerox Corp. A, E, ICR/PE \*

**31 MICROFICHE DUPLICATOR** / The "105 D1" microfiche duplicator is designed to automatically produce flat, high-quality cut-card fiche duplicates on standard diazo microfilms, from 105mm roll film at speeds of up to 900 copies per hour. / GAF Corp.

**32 WHITEPRINTER** / Formerly available only as a console-model, with adjustable legs, paper-storage compartment and roll stock attachment, the "Model 350" machine can now be purchased for tabletop use, producing at speeds of up to 30 ft per minute. / Blu-Ray, Inc.

**33 PRESSURE DIAZO COPIER** / The "PD 80" copier delivers large-size prints with no ammonia fumes or chemical mixes. With instant-on operation, the copier needs no warm-up. The desk-top 42-in. unit plugs into a normal 110-volt outlet. / Bruning Div., Addressograph-Multigraph Corp.

# THE TEST NO OTHER PAPER CAN PASS.

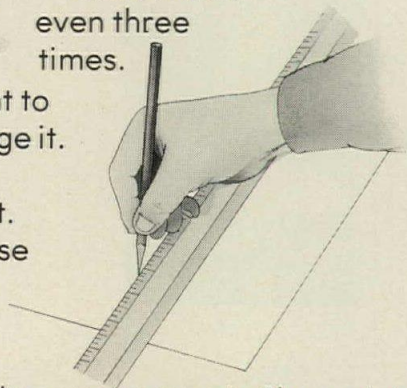


The test is a basic one. There are no special tools required, just a drafting pencil or pen, an eraser and a light source.

What you do is draw, erase and redraw a line — on the same line. Do that once, twice, even three times.

You might even want to fold it or try to smudge it.

Then hold your paper up to the light. Look for ghosts, those erasures that will appear in reproductions.



Unless your paper is Clearprint, you will see ghosts, so will your reproduction equipment.

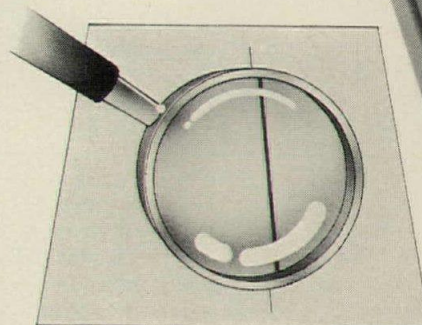
There are several good reasons why no other paper performs as well as Clearprint. Our paper is made from 100% new cotton fibers. Then treated with a special process, not just on the surface, but through the paper.

That process is why we can be so sure our drafting papers will always outperform anyone else's.

That same process is also why our drafting papers withstand repeated


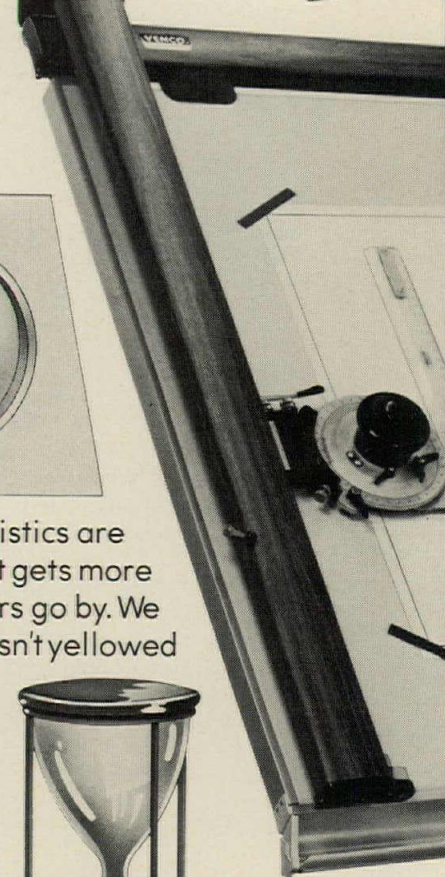



pencil and ink erasures with a Pink Pearl or Ruby. But what about drawing on Clearprint drafting paper? Let's just say you can lay down a crisp, clean line no other paper quite matches. And Clearprint keeps that clean look by resisting day to day handling.




Aging characteristics are important, too. And it gets more important as the years go by. We can say Clearprint hasn't yellowed yet. Or, cracked. Or, torn. And, we've been supplying it since 1933. We can show you samples to prove it.

Draftsmen have counted on Clearprint for consistency for over 40 years. Each new sheet performs exactly



the same way as the previous one did. We guarantee it. You can be sure you are getting that kind of quality by looking for the Clearprint watermark on whatever Clearprint drafting paper you use.



You'll find our watermark on our tracing paper, Fade-Out™ sheets, graph paper—highest

quality drafting papers for every requirement. Title and border sheets are something we offer through our distributors. They supply them to every important industry in the country.

APPROVED BY		DRAWN BY	
		REVISED	
		DRAWING NUMBER	

So, send for your free catalog. We know a fair test on your own board will do more to convince you than anything we might say. Of course there's no obligation—except to yourself and your company.

**We perfected paper in 1933**



### •Free Catalog•

Please send us your catalog of samples and suggested price lists. We use drafting paper

for: \_\_\_\_\_

Name \_\_\_\_\_

Title \_\_\_\_\_

Firm Name \_\_\_\_\_

Address \_\_\_\_\_

City \_\_\_\_\_

State \_\_\_\_\_ Zip \_\_\_\_\_



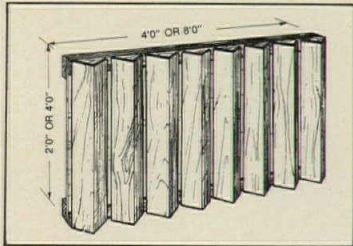
**CLEARPRINT PAPER CO., 1482-67th STREET  
EMERYVILLE, CALIFORNIA 94608**

AR600


For more data, circle A05 on inquiry card

# uci 2


# site work



46



47



48


## FENCES & GATES

**46 NOISE BARRIER** / The "Perma-Delta" sound barrier is a specially engineered sound absorbing system made almost entirely of plywood. It uses a series of vertical, triangular-shaped resonance chambers into which traffic sounds are compressed, entrapped, delayed and reduced. / Permapost Products Co.


## IRRIGATION SYSTEMS

**47 CONTROLLER** / An automatic controller schedules the independent operation of 11 sprinkler stations. It can be programmed to provide varying daily watering schedules over a two-week period. The UL-approved controller can be wall- or pedestal-mounted. / Rain Bird.

**48 AUTOMATIC WATERING** / A watering and sprinkler control system is a solid state quartz crystal, which is battery-operated. At the owner's option it can easily be converted to house current by means of an ac/dc transformer. / Aqua Brain.



49



50



51

**49 POP-UP SPRINKLER** / "Model 1800" has a pop-up height of 2<sup>3</sup>/<sub>16</sub> in. When not in use, the nozzle retracts flush with the top, which is completely closed to prevent debris from collecting around the nozzle and stem. A heavy stainless steel retract spring provides positive pop-down. / Rain Bird.


## MARINE WORK

**50 MARINA PONTOONS** / Matched-die molded fiber glass floating pontoons are said to be unaffected by rust, rot, salt, gasoline. The 3- by 6-ft modules are 23 in. deep and weigh 72 lb. Color is molded in. / Molded Fiber Glass Co.


**51 EPOXY SYSTEM** / This product is said to protect concrete and steel in splash/tidal zones and under water. The two-component system mixes with special filler, and applies by hand to pilings, sea walls. The coating is free of joints. / Sika Chemical Corp.



52



53



54

## PAVING & SURFACING


**52 PAVING** / The use of Grasscrete concrete forms produces a parking lawn capable of carrying cars and trucks. A steel-reinforced slab is poured on the forms over a prepared bed; the concrete paving will have evenly spaced holes, which are then filled with soil and planted with sod or seed. / Bomanite Corp.

**53 THIN PAVERS** / The "3A Individual Control Joint Paving System" is a combination of 5/8-in. or 3/4-in. frost-proof thin pavers bonded to a wet screed bed in one operation. The system can be applied in vehicular traffic areas as well as in pedestrian areas. / Structural Stoneware Inc.


## SITE DRAINAGE

**54 SECTIONAL SPANS** / "Maxi-Span" sectional plate structures are recommended for bridge replacement, stream enclosure, and culvert problems. They are available in spans to 40 ft and water area of 927 ft. / Republic Steel Corp. E, ICR/PE\*


FENCES & GATES  
IRRIGATION SYSTEMS  
MARINE WORK  
PAVING & SURFACING  
SITE DRAINAGE  
SITE FURNISHINGS



55




56



57




58



59




60




61



62




63



64



65



66

## SITE FURNISHINGS

**55 MOTORCYCLE STAND** / Constructed of steel plate and boron alloy chain, the "Moto-Safe" stand accepts all styles of motorcycles. The stand lends itself to cluster parking. / Rally Inc.

**56 DRIVE-UP CONTAINER** / The heavy-duty galvanized metal top is coated with a baked enamel finish. The chute top may be used on either the company's 55 or 30 gallon litter receptacles, providing a 17½ by 11 in. opening. / Clean City Squares, Inc.

**57 TRASH RECEPTACLES** / Fiber glass receptacles are available in 12 colors and finishes. Units are suited for both interior and exterior usage and come with an epoxy-coated metal liner. / Landscape Forms, Inc. A, ID\*

**58 TABLE & SEATS** / *Forum* series tables and seats are available in redwood, pressure-treated pine, and purpleheart wood. Tables are 40 in. square by 29 in. high. Seats are 19 in. square by 16 in. high. Units are available with a choice of two pedestals. / Landscape Forms, Inc. A, ID\*

**59 SITE FURNISHINGS** / *Strata* series of planters, modular seating, and trash receptacles are from 15 to 63 in. Series is available in redwood, oak, and purpleheart wood. / Landscape Forms, Inc. A, ID\*

**60 PLANTER-BENCH** / *Promenade* planter bench is 91 in. square by 21 in. high. The wood frame is available in redwood or oak, and fiber glass planter and bench inserts are available in 12 colors and two finishes. / Landscape Forms, Inc. A, ID\*

**61 TRASH RECEPTACLES** / Fiber glass trash receptacles are available in 12 colors and two finishes. Units are suited for both interior and exterior usage and come with a metal liner. / Landscape Forms, Inc. A, ID\*

**62 BENCH** / *Forum* series bench is available with or without a back and has a choice of two pedestal styles. Available woods are redwood, pressure-treated pine or purpleheart wood. / Landscape Forms, Inc. A, ID\*

**63 PLANTERS** / *Timberwall* is a series of planters, modular seats, and trash receptacles. Planters are available from 17 to 60 in. Wood choices are redwood, pressure-treated pine, and purpleheart wood. / Landscape Forms, Inc. A, ID\*

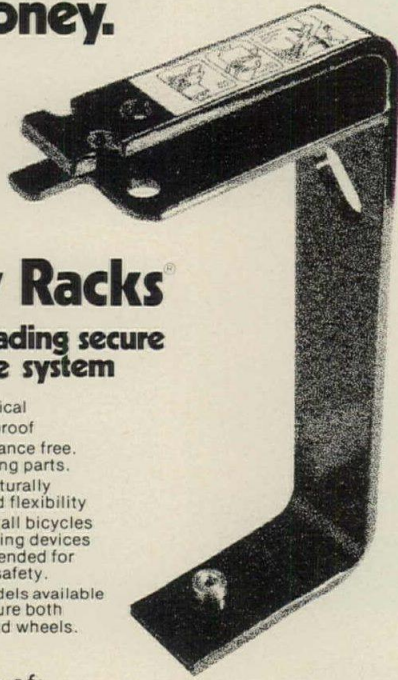
**64 PLANTERS** / The *Meridian* series of planters, modular seating, and trash receptacles is available in redwood or oak. / Landscape Forms, Inc. A, ID\*

**65 TRASH RECEPTACLES** / *Agora* series trash receptacles are available with design coordinated planters and modular seating. Units are available in redwood or oak. / Landscape Forms, Inc. A, ID\*

**66 PLANTERS** / *Cleft* is a series of planters, modular seating, and trash receptacles. Planters are available in square, cylindrical, and rectangular shapes up to 63 in. Wood choices are redwood, oak, and purpleheart wood. / Landscape Forms, Inc. A, ID\*

**most bikeracks  
are a waste  
of money.**

**"we've  
never  
lost a  
bike"**



**Rally Racks®**

**the leading secure  
bicycle system**


- Economical
- Vandal proof
- Maintenance free.  
No moving parts.
- Architecturally  
designed flexibility
- Accepts all bicycles  
and locking devices  
recommended for  
bicycle safety.
- Five models available  
that secure both  
frame and wheels.

A Division of:

**Rally Inc,** Box 779  
Mill Valley, CA 94941

*For more data, circle A06 on inquiry card*

**When one advertising value leads to  
another . . .  
and another . . .  
and another . . .**



A MCGRAW-HILL MARKET-DIRECTED PUBLICATION

**ARCHITECTURAL RECORD**

1221 Avenue of the Americas New York 10020

**. . . you've located the leader!**



**How to specify a**

**Tennis  
Court.**

If you're an architect or anyone who specifies tennis courts, you need the best source material available.

That's where we come in.

We've put together a brochure that provides complete information for the preparation of detailed construction specifications, and gives you facts on a variety of surfacing products.

For example, do you know what surface is best for tournament play? Or for heavy public use? What are the specs for slope, subgrade and base requirements? What you need to know about resurfacing is all there.

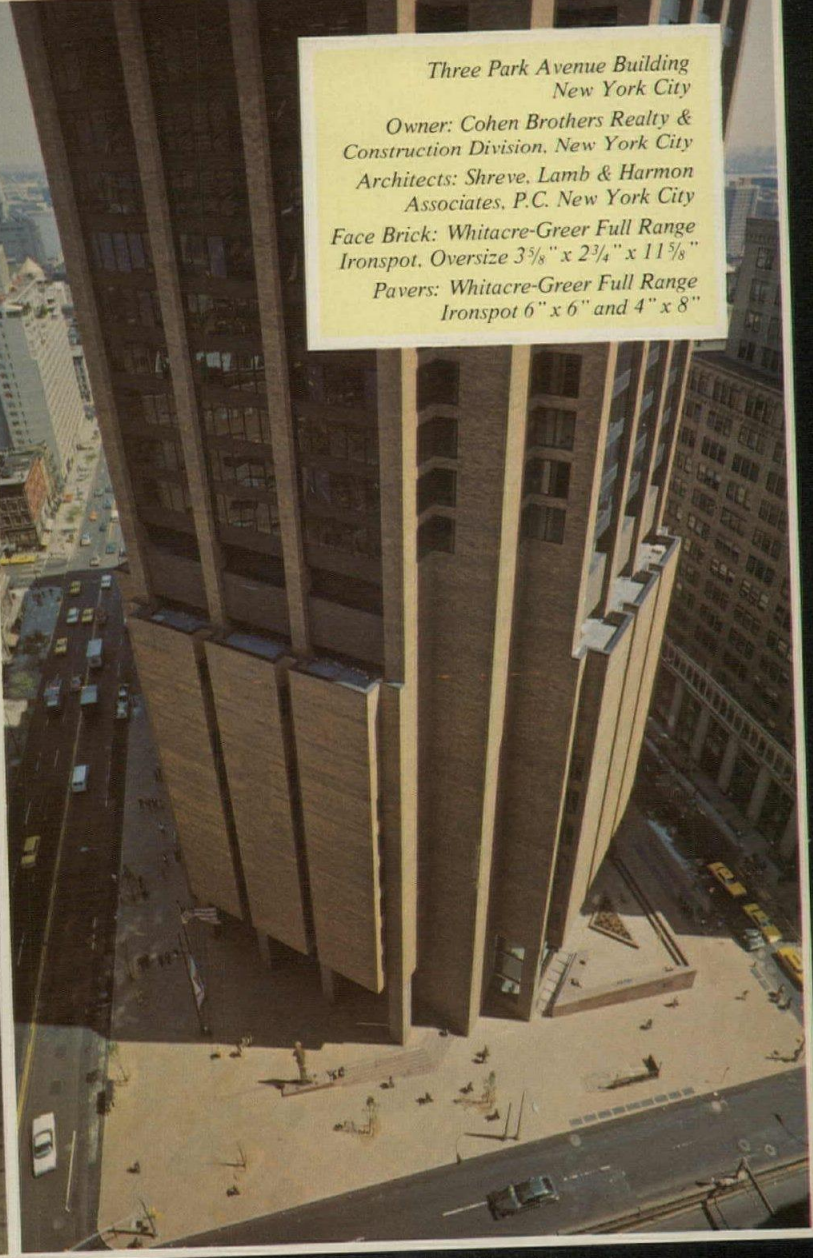
You can find this indispensable information in your Sweets catalog, or Spec Data, or just drop us a line. We'll send you a copy at no cost . . . and promptly, too.



**Chevron Asphalt  
Company**

Mr. Jack Goldschmidt, Dept. O 194  
P.O. Box 7643, San Francisco, CA 94120.  
(415) 894-4682.

*For more data, circle A07 on inquiry card*



Three Park Avenue Building  
 New York City  
 Owner: Cohen Brothers Realty &  
 Construction Division, New York City  
 Architects: Shreve, Lamb & Harmon  
 Associates, P.C. New York City  
 Face Brick: Whitacre-Greer Full Range  
 Ironspot, Oversize 3 3/8" x 2 3/4" x 1 1/8"  
 Pavers: Whitacre-Greer Full Range  
 Ironspot 6" x 6" and 4" x 8"

## For Distinctive Earth Tones Depend On Whitacre-Greer Architectural Face Brick And Pavers

Whitacre-Greer Architectural Pavers and Face Bricks are products of one of the country's richest clay areas — east central Ohio. The character and wide appeal of this attractive, unique range of earth tones is due to these rich Ohio deposits, processed with a variety of additives under rigidly controlled firing conditions. Finishes shown here are

available in a variety of shapes and sizes. All are designed for severe weather use. For name of your nearest Whitacre-Greer representative, call SWEETS BUYLINE. Or, write or call collect to Whitacre-Greer, Waynesburg, Ohio 44688 Phone (216) 866-9331



All of the brick shown are available in standard size. Most are available in 11 3/8" length, plus 8 and 12-inch squares. The 8-square and 12-square shapes meet ASTM Designation C-652 Type HBS, or C-212 Type FTS. Others meet ASTM Designation C-216 Type FBS.

Most of the pavers shown are available as squares, hexagons and rectangles. Compressive strength 10,500 psi. Maximum average absorption Rate 4%. Freeze-thaw cycles 100 minimum. Size and distortion tolerance and color variations on pavers will meet ASTM Designation C-216, Type FBS.




**WHITACRE-GREER**  
 WAYNESBURG, OHIO 44688

# uci 3


# concrete



67



68



69

## CEMENTITIOUS DECKS

**67 REINFORCED PLANK** / The channel reinforced "PetriCal" has tongue-and-groove longitudinal sides, reinforced on one side with a 3/4-in., 16-gauge galvanized steel channel, bonded to the plank at the manufacturer's plant. The allowable span is 60 in. / Cornell Corp. A,E,ICR/PE\*

## CONCRETE FORMWORK

**68 FORM LINERS** / The trapezoidal liners are extruded from *Cycolac* brand ABS engineering thermoplastic. Unlike styrene, *Cycolac* does not separate from forms as temperatures vary and will not warp, absorb moisture or discolor the concrete. It also produces a smooth surface. / Greenstreak Plastic Products.

**69 PIER REPAIR** / "Z-Bead," available in both round and square versions, is designed to meet all marine construction applications as they apply to repair of wood, steel or concrete pilings. The new form is made of corrosion-resistant fiber glass. / Symons Corp. A, LC, ICR/PE\*



70



71



72


## CONCRETE MATERIALS

**70 GLASS-REINFORCED CEMENT** / Glass-fiber reinforced cement (GRC) can be easily formed into intricate, thin-wall shapes with either a decorative or a smooth surface. The key engineering properties of GRC products are fire-resistance, weather-resistance, and shatter-resistance. / Cem-Fil Corp.


**71 CONCRETE STRENGTHENER** / "Plastocrete 161" series of strength-producing admixtures controls set, improves workability, finishing, and quality of concrete. Three chloride-free formulations are offered. / Sika Chemical Corp.

## CONCRETE REINFORCEMENT


**72 REBAR COATING** / Three epoxy coatings tested by the National Bureau of Standards have demonstrated the required flexibility, resistance to corrosion from road salts, bond strength to concrete, and resistance to abrasion and impact in bridge construction. / Armstrong Products Co.



73



74



75

**73 REINFORCEMENT** / "Ribtec" stainless steel fibers have been especially developed for use in concrete where applications demand a high degree of rust and corrosion resistance. The finished concrete panels may be much lighter weight than when ordinary mesh or bar reinforcement is used. / Ribbon Technology Corp.

## PRECAST CONCRETE


**74 MAUSOLEUM CRYPT** / With this modular crypt system it is said to be possible to set up 100 smooth-finish modular crypts per day economically. The interlocking modular units are designed to be self-supporting, and crypt banks are actually the superstructure for the mausoleum building. / DUWE Modular Crypt Corp., A,ICR/PE\*

**75 INSULATED PANELS** / *Corewall* insulated wall panels constitute a simple wall cladding that is durable, fire-resistant and capable of spanning 30 ft or more between foundation and roof or floor structure. Modular panels are available in 8 and 10 ft widths. Panel thickness varies 5 to 11 in. inclusive. / Licensor, Butler Mfg. Co.



**OFFICE EQUIPMENT**

**D01 METRIC HANDBOOK** / The "American Metric Construction Handbook," contains both basic information and detailed, application-oriented discussions of the various areas to be affected by American usage of the metric system. It is available for \$14.95 from Structures Publishing Co., Box 423, Farmington, Mich. 48024.



**D02 MODEL SUPPLIES** / The catalog contains drawings and photos of the parts, suggested uses, information on ways to modify parts for specific applications, as well as facts on tools, modelmaking equipment, paint and cement and part storage units. The book also contains metric conversion tables, working tips, safety rules for power tools and a recap of the functions of engineering scale models. / Model Parts, Inc.

**D03 BARRIER-FREE DESIGN** / The National Center for a Barrier Free Environment, including The American Institute of Architects, the President's Committee on Employment of the Handicapped, and the National Easter Seal Society, publishes a bimonthly *Report*, dealing with barrier free design topics. A complimentary copy of *Report* is available. / National Center for a Barrier Free Environment.

**D04 AUTOMATED GRAPHICS** / Three brochures describe a completely automated graphics system which provides comprehensive management reports concerning status, cost and resources throughout the planning, scheduling and control phases of a project. / Systonetics, Inc.

**SITework**

**D05 CHAIN LINK FENCING** / An aluminized steel chain link fence fabric is said to have up to five times the weather-resistance of galvanized-coated fencing. A full-color brochure gives test data, as well as details on eight types of fence, and three grades of fittings and gates. / Page Fence Div. of Acco.

**D06 FENCING** / A 16-page architectural catalog explains why "Colorbond" pre-galvanized vinyl-bonded steel mesh fence carries a 15-year warranty against rust and corrosion. In-

cluded are on-site photos of industrial, maximum security, 3-gauge "Elephant" mesh, and redwood-picket privacy-fencing. / Colorguard Corp. A,E,ICR/PE\*

**CONCRETE**

**D07 CONCRETE CHEMICALS** / A 1977 product data guide provides a brief description, application methods, coverage, specification compliance and cost estimating information on form coatings, cures, concrete floor treatments, masonry corrective and protective compounds, grouts and bonding agents. / L & M Construction Chemicals, Inc. A,E,ID,ICR/PE\*



**D08 ROOF DECKS** / Energy, fuel and thermal data on the insulating advantages of poured gypsum/concrete roof decks are given in a six-page illustrated folder. / United States Gypsum Co. A\*

**D09 PARKING GARAGES** / "Metro-Space" multi-story parking structures offer fast construction time, security, parking efficiency and convenience, according to a new brochure describing the prefabricated system. / Precast Systems, Inc.

**D10 CONCRETE FORMS** / An illustrated data sheet presents the properties and benefits of "Pour-Form 107" phenolic-treated plywood forming panels. These forms are guaranteed against delamination of either inner plies or overlay surface. / Evans Products Co., Ltd.

**MASONRY**

**D11 SPLIT-FACED MASONRY** / This literature describes a single-wythe load-bearing split-faced concrete block combined with foamed insulation and gypsum board to form the walls of an apartment complex in a particularly noisy location. Detail drawings, resistance ratings and sound transmission data are included. / Portland Cement Assn. A\*

**D12 TILE COST** / Material, installation and overall in-the-wall costs for a variety of wall materials, including structural glazed facing tile, are given in a cost comparison chart. Information is based on the "Means" Cost Data Book 1976 and other company sources. / Stark Ceramics, Inc.

*more literature on page 45*

# the right decision

Construction demands sound judgements...to win the bid, to do the job right and to finish with a profit. L & M helps in all three places. Our products exceed those demanding specs., ease job site problems with lasting beauty.


- FORM COATINGS • CURES
- SEALERS • FLOOR TREATMENTS
- NON-SHRINK GROUTS
- MOISTURE PROOFERS



the right decision...

**L&M Construction Chemicals, Inc.**  
8316 BLONDO—OMAHA, NE 68134 402/393-3371

*For more data, circle A09 on inquiry card*



**HOUSES ARCHITECTS DESIGN FOR THEMSELVES** makes a rich and dazzling source of professional ideas.

In the profusely illustrated pages of this handsome volume you are taken inside and around the immediate grounds of 61 homes 61 architects built for themselves! Intriguing? Indeed. Idea-creating? Immensely so.

Just what kinds of houses *do* architects design for themselves? You'll get some of the answers to this open-ended question in this gorgeously illustrated volume showing the best ideas which 61 architects put into their very different individual houses. They talk about how they solved for themselves problems of site and location, budget (both great and small), the desire to blend traditional and contemporary approaches, renovating the city dwelling, meeting family needs, tastes, and personalities, designing special custom features, and finding solutions to a host of unique problem situations. Altogether, here's an architect's architecture book you don't want to pass up.

**HOUSES ARCHITECTS DESIGN FOR THEMSELVES**  
Edited by Walter F. Wagner, Jr., and Karin Schlegel. 9x12. 222 pp., WITH HUNDREDS OF ILLUSTRATIONS, 8 pp. in color.




**MAIL COUPON TODAY!**

**Architectural Record** PR-77  
1221 Avenue of the Americas, N.Y., N.Y. 10020  
Send me **HOUSES ARCHITECTS DESIGN FOR THEMSELVES** (002214-3), \$16.95, for 10 days' examination. I will either remit—plus local tax, postage, and handling costs—or return the book within ten days. (Remit in full with coupon plus local tax, and McGraw-Hill pays postage and handling costs.)  
*This offer good only in the U.S. and subject to acceptance by McGraw-Hill.*

Name	
Address	
City	
State	Zip
23K 129-4000-3	

# masonry uci 4



88



89



90


## MASONRY ACCESSORIES

**88 CONCRETE ANCHOR** / The *TAPCON* anchor taps threads in concrete to generate holding power and a tool drills the required pilot hold while driving the anchor. This assures fast installation of a wide variety of components directly to concrete. / Buildex Div., Illinois Tool Works, Inc.


## MASONRY RESTORATION

**89 MASONRY CLEANER** / "Sure Klean No. 101," a heavy-duty masonry detergent is designed to remove excess mortar, job dirt, and stains from red brick, concrete block, and other dark colored new masonry surfaces. / ProSoCo, Inc. A\*


**90 RESTORATION** / Preservation and restoration of deteriorated stone and brick can be accomplished by impregnation capable of producing in-depth structural reinforcement. Missing and decomposed details are said to be faithfully restored with composite material. / Universal Restoration Inc.



91



92



93


## MORTAR

**91 SURFACE-BOND CEMENT** / *Surewall* bonding cement, available in a range of non-fading, pastel colors, reduces mottling and discoloration associated with integrally colored cement products; and eliminates the need for painting in decorative colors. It is also available in finish coat. / W.R. Bonsal Co. A\*

## UNIT MASONRY

**92 GLAZED MASONRY** / Units for interior and exterior use feature a variegated color texture of 24 earth-tone and natural hues with permanent soft satin finish. These through-wall load bearing units meet Federal specifications, OSHA and USDA requirements. / The Burns & Russell Co.


**93 FACE MASONRY** / *TREND-STONE* ground face masonry units are concrete block ground to expose the aggregates. Various aggregates, mineral pigments and tinted coatings provide a selection of variegated colors for interior or exterior use. / Nabco Glazed Products, Inc.



94



95



96

**94 UTILITY BRICK** / "Du-Wall" utility brick, an 8-in. through-the-wall brick featuring a ceramic glazed interior face and a Rushmore textured exterior face, comes with square corners only. "Du-Wall" conforms to ASTM specifications for clay tile and needs no steel framing. / Stark Ceramics, Inc. A\*

**95 MORTARLESS BRICK** / "Zip Brick" is a concrete brick, manufactured in 4 and 8 in. widths. Interlocking horizontal joints provide a strong, self-aligning wall. Each brick is manufactured with  $\frac{3}{8}$  in. simulated mortar joint. / Zip Brick, Inc.

**96 ACOUSTICAL BLOCK** / Type Q *Soundblox* uses metal septa to acoustically divide the cavity volumes and funnel-shaped slots to improve acoustical coupling to the resonator cavities. *Soundblox* has a NRC of .50-.60 / The Proudfoot Co., Inc. A, ICR/PE\*



Interior and exterior installations of Stark textured tile.

## Textured Structural Tile... the quality look that lasts

Consider the colors and textures now available in structural clay tile from Stark. They offer new design possibilities with the functional benefits found only in load-bearing clay masonry walls.

Energy is conserved ("U" factor for a 10" insulated cavity wall is only 0.072 BTU/hr./sq. ft./ degree F). Wall colors are permanent and non-fading for the life of the building. The ceramic coating simplifies cleaning, provides abrasion and impact resistance . . . just as with structural glazed facing tile.

Zero flame spread, a minimum compressive structural strength of 1,500 PSI, and sound transmission coefficient (STC) rating of 45 are additional benefits.

Investigate the *ultimate* cost and value of a Stark textured structural tile wall system for high abuse and minimum


maintenance areas as well as for pure beauty and endurance inside or out.

For further information, refer to our catalog in SWEET'S 4.4/St, or call TOLL FREE 800-321-0662. In Ohio, call collect (216) 488-1211. **Stark Ceramics, Inc.**, P.O. Box 8880, Canton, OH 44711.

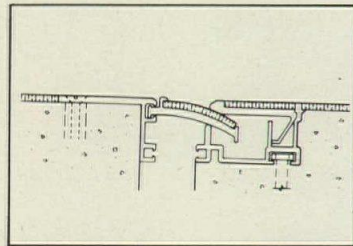
**stark**

For more data, circle A10 on inquiry card


# uci 5 metals



109



110



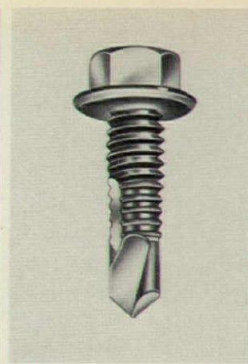
111

## EXPANSION CONTROL


**109 JOINT CLOSURE** / This floor joint closure system is said to almost disappear when covered with vinyl tile. In addition, the curved center-plate, which does not require any filler strips, is totally functional at all movement extremes. / Balco, Inc. A\*

**110 JOINT CLOSURE** / Designed to cover expansion joints between new to existing construction, this closure is applied directly over the existing floor slab, eliminating the need to cut back old concrete. / Balco, Inc. A\*


**111 SLIDE BEARINGS** / Available in standard and custom configurations, these *Teflon* slide bearings offer reduced resistance to friction compared with conventional steel or brass bearing pads. / Balco, Inc. A\*



112



113



114

## FASTENERS & SUPPORTS


**112 MECHANICAL FASTENERS** / *Teks* selfdrilling fasteners drill through deck and structural metal up to 1/2 in. thick. A "Stitch *Teks*" provides for the positive fastening of light gauge side-laps. Diaphragm action approvals have been obtained for this system. / Buildex Div., Illinois Tool Works Inc.

## METAL DECKING

**113 STEEL ROOF DECK** / The full 36-in. wide "Type B" steel roof deck panels reduce the number of sheets to be handled on job site. The welding pattern remains the same as the one used on company's original 30-in. wide panels. / Roll Form Products, Inc.

## METAL FABRICATIONS


**114 CHURCH STEEPLE** / The all-aluminum frame affords a maintenance-free steeple available in two styles: traditional or contemporary. / Ameray Mfg., Inc.



115



116




117

**115 FLOOR PLATES** / Steel anchor floor plates are offered in 1- or 1 1/2-ft plates and conform to Federal specifications. When imbedded in a concrete base, the steel plates form a permanently-anchored floor surface. / Pryton Inc.


**116 STORAGE DECKING** / The system consists of a basic starting module, to which the user may add an outside-edge railing; pre-assembled framework; and a heavy duty channel-lock safety grating for the deck floor. The weight capacity of the assembled modules is 150 lbs per sq ft. / Penco Products Inc.

**117 STAIR TREADS** / Designed to meet OSHA safety requirements, these reversible channel treads have a patented, metal-bonded surface that offers slip-resistance and permanence. The treads are available in a range of sizes. / Mebac, Inc.

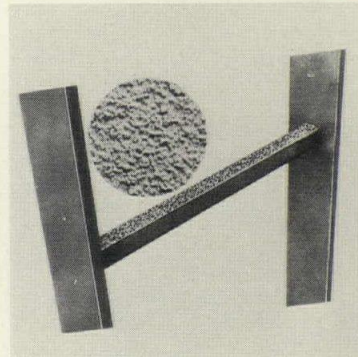
EXPANSION CONTROL  
FASTENERS & SUPPORTS  
METAL DECKING  
METAL FABRICATIONS  
METALS & ALLOYS  
RAILINGS & HANDRAILS  
STRUCTURAL METAL



118



119




120


**118 STAIR SYSTEM** / *SafeTreads* are completely covered with a heavy epoxy finish which results in a foot-grabbing, non-slip, wear-resistant surface. They are manufactured in either steel or aluminum, and can be bolted or welded to the stringers, and ordered with open or closed risers. / Derrico, Inc.

**119 URINAL CARRIER** / With more than 30 different types of urinals currently available, manufacturers have offered carriers with as many different plates to fit them. This universal urinal carrier, with slotted hanger support plate, can be used for any installation, even for dry wall construction. / Tyler Pipe.


**120 LADDERS** / The rungs of these fixed ladders have a slip-resistant coating of abrasive grit permanently bonded with aluminum metal to the steel or aluminum surface. Ladders are made with 1 1/2 in. wide strut rungs or with 3/4-in.-square rungs. / Mebac, Inc.



121



122



123


**121 LIGHT SPACE FRAME** / Developed with the assistance of Carr Smith and Associates, engineers and architects, this all-aluminum space frame is corrosion-resistant and lightweight. It is suggested for carports, covered storage and outdoor gyms. / Alcan Building Products.

**122 RESILIENT STUD** / Sound attenuation partitions consist of 25-gauge galvanized studs installed 24 in. on center with resilient flanges facing in alternate directions. Gypsum board panels are attached to the non-resilient flanges. Wall cavities are filled with mineral fiber insulation batts. / Allied Structural Industries, Inc. A\*

**123 ARCHITECTURAL MESH** / For wall panels, room dividers, elevator entrances, etc., 24 standard types are fabricated from stainless steel, brass, and/or aluminum, and furnished in rigid panels. / Cambridge Wire Cloth Co.



124



125



126


**124 TREE GRATES** / The company has expanded its tree grate line from 29 sizes and styles to 50 designs. Cast iron tree grates are available in square, rectangular, round, hexagonal or oval styles. Each assembly consists of two or more sections with removable grids. / Neenah Foundry Co. A\*

## METALS & ALLOYS


**125 GALVANIZED STEEL** / An improved galvanized steel offering atmospheric corrosion resistance features a coating appearance that is the same as regular galvanized metal. It fabricates and has the mechanical properties of a normal galvanized product. / Armco Steel Corp.

## RAILINGS & HANDRAILS


**126 RAILING AND HANDRAIL** / *RigidRail* is especially suited for water and waste treatment plants, power plants, petrochemical installations and industrial facilities. Clear anodized finish is standard. *Duranodic* bronze is suggested where color and maximum abrasion resistance are required. / Construction Specialties, Inc.



127



128



129

**127 MUNICIPAL RAILING** / The railing, which can be used in sewage and water treatment plants, is aluminum, pre-assembled, anodized, with toe plate if required. "1" beam posts are 6063-T6 (30,000 psi). The design includes rectangular top and mid-rails and 2-in.-square posts. / Napco, Inc. E\*

**128 COMMERCIAL RAILING** / The company is adding a newly designed wall bracket to its line. Finishes will be in black, white or dark bronze thermosetting acrylic enamel or clear anodized. / Napco, Inc.

## STRUCTURAL METAL

**129 STEEL TUBING** / This cold formed, welded structural steel tubing in wall thicknesses of 9/16 in. (.5625) in perimeters from 6 in. to 10 in. sq—as well as other dimensions—is available in continuous lengths up to 60 ft. The new thicknesses are offered in accordance with the physical and chemical characteristics of ASTM Specification A-500, Grade B. / Regal Tube Co.

# The revolution is over in Boston,

There's nothing revolutionary any more about building with Wheeling® Steel Framing. Across the land more and more architects are specifying it.


Wheeling Steel Framing is always available, so you avoid costly delays.

Once started, the building goes up fast and costs are held to a minimum. Construction crews working with

steel framing get more done in less time.


You can specify the proper insulation and finishing material to achieve the required heat loss and sound ratings you need.

No matter where the building is built, you're free from shrinking, swelling, rotting or warping. And, of course, Wheeling Steel Framing is non-combustible.



The cavity created by steel framing allows for continuous insulation of the walls. This was important to Architect Elam Denham in designing a unique hospital/nursing home in Bella Vista, Ark. State law requires nursing homes be heated as high as 80°. Steel frame structures insulate well.

Architect W. J. Evans designed a beautiful 3-story plantation-style sorority house for the campus of Louisiana State University. 13 tons of steel framing provided substantial savings over a similar, previous design with solid masonry walls.



# Baton Rouge and Bella Vista.

You don't have to be a revolutionary to call for Wheeling Steel Framing. The ground has already been broken at Boston, Baton Rouge, Bella Vista and many other places.

We've got a catalog full of all the information you need to know: gauges, and sizes (we've more than anyone else), load tables, etc.

Write for it. Wheeling Corrugating Company, Division of Wheeling-Pittsburgh Steel Corporation, Dept. GC-17, 4 Gateway Center, Pittsburgh, PA 15222.



 **Wheeling<sup>®</sup>  
Steel Framing**

*For more data, circle A11 on inquiry card*



Viviendas La Victoria is a Boston housing project by John Sharratt Associates. There are 151,000 sq. ft. of steel framing in the wall areas; 83,000 sq. ft. of floor joist framing and 20,000 sq. ft. of specially-designed fabricated steel trusses in the roof framing systems.

Architect John Guarino, AIA, chose Wheeling Steel Framing for the Fernald School, also located in Massachusetts. The exterior is brick veneer over gypsum sheathing. The versatility of steel framing makes it ideal for school construction.



FOR VIRTUALLY INVISIBLE  
SLOTTED STANDARD INSTALLATION

SPECIFY **YOCA**™

**STUD WALL SYSTEM**

PATENT NO. 3562970

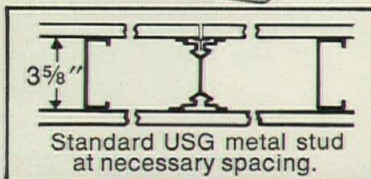
MANUFACTURED ONLY BY **Crown Metal**

The slotted standard is practically invisible and takes brackets for shelves, cornices, hang rail and other devices, all of which are available in our complete line of shelving.

Combining slotted standard and metal stud in ONE sturdy unit used in conjunction with standard metal studs for installing dry wall.

YOCA™ studs offer the perfect solution for in-store merchandise display or off-the-floor storage for commerce, industry, institution or school.

For complete specifications, please write, and we'll send you our complete catalog of other display hardware too.



Dept. AR-10-76

**Crown Metal** MANUFACTURING CO.

5925 South Lowe Avenue, Chicago, Illinois 60621

312/873-3833

For more data, circle A12 on inquiry card



**YOU NOTICE  
NEENAH  
CASTINGS  
AROUND  
THE  
WORLD**

Architects, designers and planners know Neenah castings are found in Pakistan, Kuwait, Turkey, South Africa, Argentina, Bahamas . . . and from Paris to Pittsburgh.

They know Neenah makes the finest quality castings: from gray iron manhole covers . . . to ductile iron airport drainage grates . . . to decorative tree grates . . . and a complete line of building castings.


But did you know Neenah has thousands of design variations to choose from? Over 100 years of experience? Three modern plants?

Write or call for the most complete construction castings catalog, Neenah's Catalog "R", 6th edition.

**NEENAH**   
FOUNDRY COMPANY

NEENAH, WI 54956 Phone: 414-725-3041  
Jobbers in most principal cities

When one advertising value leads to  
another . . .  
and another . . .  
and another . . .



**EDITORIAL SUPERIORITY**  
More editors. More editorial pages. More  
photographs. More editorial awards (82).

. . . you've located the leader!

For more data, circle A13 on inquiry card



continued from page 37

**D13 TILE CATALOG** / A 12-page color catalog features a complete line of structural glazed facing tile, structural textured and acoustical tile, High Brick and utility brick. Each product is shown in a variety of installations. / Stark Ceramics, Inc. A\*

**D14 TEXTURED TILE** / Complete technical data, including wall sections and fire-rated wall diagrams, are given in a 10-page folder covering structural textured clay tile. / Stark Ceramics, Inc. A\*

**D15 RESTORATION CLEANER** / A complete line of chemical cleaners for all masonry, granite, marble, sandstone and other older building surfaces is presented in a four-color brochure. Many "Sure Klean" compounds utilize a cold-water rinse, said to be less costly or damaging than sand-blasting or steam cleaning. Graffiti-removal products are included in the catalog. / ProSoCo, Inc. A\*

**D16 PREFINISHED PANELS** / "Splitwood II" lightweight exterior masonry panels are described in a new fact sheet. These mineral-fiber cement panels come in sizes up to 4 ft by 11 ft 6 in., and are able to span from floor to floor without intermediate horizontal joints. / Johns-Manville.



**D17 LIGHTWEIGHT MASONRY** / Pennavalite lightweight aggregate is featured in a new architectural brochure. The fly-ash product's energy-saving properties as an admixture in concrete block are discussed. / Penn-Virginia Materials Corp.

**D18 GROUND FACE MASONRY** / A color folder presents the performance and cost advantages of *Trendstone* concrete block. These masonry units have one face ground to expose the colors of the aggregates; the surface is then finished with a satin gloss coating. Test data, limitations, and manufacturer's standards are included in the brochure. / Nabco Glazed Products, Inc.

## METALS

**D19 STEEL JOISTS** / A manufacturer-sponsored survey compared *Super-C* steel joists and wood joists as to initial construction and annual floor-related maintenance costs. A 12-page illustrated brochure summarizes the findings, and includes a breakdown of typical life-cycle savings reported. / U.S. Steel Corp. A\*

\*In 1977 Sweet's Catalog File(s).

**D20 STRUCTURAL STEEL** / A new "Code of Standard Practice for Steel Buildings and Bridges" has been published by AISC. Effective September 1, the revised code clarifies responsibility for design details, expands erection tolerances, and discusses contracts and contract changes. There are new sections on quality assurance and on architecturally-exposed structural steel. Copies at \$1.50 each from The American Institute of Steel Construction, 1221 Ave. of the Americas, New York, N.Y. 10020.

**D21 STRUCTURAL JOINTS** / The Research Council of Riveted and Bolted Structured Joints of AISC has published a new specification for joints using ASTM A325 or A490 bolts. Allowable stresses have been significantly increased for many applications, including friction-type connections under certain conditions. The new specification brings all allowable design stresses to a uniform safety factor of 2. Copies are \$1.50 each from The American Institute of Steel Construction, 1221 Ave. of the Americas, New York, N.Y. 10020.

**D22 FLOOR JOISTS** / Detailed product and assembly information on 14- to 20-gauge steel joists for residential and apartment construction is given in an eight-page brochure. Span dimensions are shown in a table; cost-reduction benefits are outlined. / United States Gypsum Co.

**D23 EXPANSION JOINTS** / These joints can save money and improve architectural appearance by stopping damage due to internal and external wall expansion and contraction, flexing, or settling, according to an illustrated manufacturer's brochure. Application detail drawings are included. / Keene Corp. A\*

more literature on page 113


## *design flexibility* The Key to Power-Strut's Grid Ceiling Support System

Easily moved internal partitions allow for seasonal expansion or contraction

Adjustable track lighting fixtures hidden by baffles, spotlight merchandise

Hanging baffles hide open ceiling, electrical and mechanical equipment

A criss-cross grid of Power-Strut continuous slot channel is hung from unfinished ceiling or building's steel structure



### A unique concept in functional esthetic effects . . .

The Power-Strut Modular Grid Ceiling Support System is simple in design and easily installed. A criss-cross grid of Power-Strut continuous slot metal framing is hung from the rough unfinished ceiling or the building's steel structure.

Decorative baffles or fins are hung vertically from this grid. The decorative baffles hide all mechanical, heating and cooling ducts, sprinkler systems, etc.

Adjustable "track" lighting spotlights merchandise displays.

Since walls and divider panels are easily attached to the grid, seasonal or department expansion or contraction can be reduced to an overnight project.



POWER-STRUT

For more information write . . .  
**VAN HUFFEL TUBE CORP.**  
WARREN, OHIO 44481

For more data, circle A14 on inquiry card



# Imagination like yours needs ingenuity like ours.

Consider no plan **impractical** until you talk with a Trus Joist field consultant. He's got the inside story on the greatest design flexibility, best strength-to-weight ratios, the most precisely-engineered profiles in the business. He's qualified to offer sound engineering advice.

Our typical open-webbed designs deliver unsupported spans up to 70 feet. Got an eye for the unusual? That's business-as-usual for us: We'll come up with all the right joists for your job — curves and crescents if necessary, or

ingenious new roof and floor structures.

**Individual computer design** assures exactness. On-time delivery saves on-

site exasperation. When you want a job done right, call up some modern technology. Call your local Trus Joist field consultant, and take a load off your mind.

**Specify Trus Joist.  
We've got our system  
down to a science.**



For more data, circle A15 on inquiry card

 **TRUS JOIST CORPORATION**  
Boise, Idaho 83707

# uci 6

# wood and plastics



142



143




144

## ARCHITECTURAL WOODWORK


**142 WOOD PANELING** / Solid hardwood 1/2- or 3/4- in.-thick is available as tongue-and-groove paneling in random or specified widths. Domestic and foreign wood species may be ordered, all pre-sanded for on-site finishing. / Wood Mosaic, A, ID\*

**143 WOOD VENEER** / Made from the African Ayous tree, replicas of such wood veneers as rosewood (shown), teak, English oak, and burl are marketed under the name "Lerix." / Balfour, Maclaine International Ltd.

**144 WOOD-WAFER PANELS** / ASPENITE multi-purpose building panels come in various patterns. Standard 4- by 8-ft panels are made from hardwood wafers permanently bonded with waterproof phenolic resin. / MacMillan Bloedel Ltd.



145



146



147

**145 CARVED PANELS** / The "Corduroy" 1500 series offers a collection of modular panels for walls, doors and fixtures. Carved in vertical grain redwood, oak or Honduras mahogany, panels are 9 in. wide and up to 96 in. long. / Forms & Surfaces.

## CONNECTORS & SUPPORTS

**146 MOLDINGS** / Moldings that exactly match the finish and thickness of paneling (or any available covering) consist of finishes laminated on a plastic substrate often with the exact same material the panel manufacturer uses. / Keller Products, Inc. A\*

## LAMINATED & PROCESSED SHEETS

**147 WALL COVERING** / "Homopal" metal laminate with asbestos substrate is suitable for a variety of interior furnishings and fixtures. It is traffic-resistant; has a flame spread rating of 17.95; and a zero fuel contribution and smoke factor. Forty styles in four finishes are available. / The Diller Corp. A, ID\*



148



149



150

**148 REINFORCED PANEL** / Fiber glass reinforced plastic GLASBORD paneling has a pebble-like, embossed surface. Available in 1/8- and 3/16-in. thick panels, in white and beige, the panels can be fabricated into curtain wall or spandrel panels. Sizes are standard 4 by 8 ft and 4 by 10 ft. / Kemlite Corp.


## LUMBER

**149 RED CEDAR BOARD** / "Trojan Board," a solid red cedar board is supplied unfinished 1/2-in. thick, in face widths of 3 and 5 in. and lengths of approximately 1 to 6 ft. / Potlatch Corp.

**150 REDWOOD PANELS** / Manufactured from clear or clear all-heart grades of kiln dried redwood lumber, panels are available in edge glued or finger jointed end and edge glued panels, in widths up to 36-in. and lengths from 4 to 22 ft. / Louisiana-Pacific Corp.

ARCHITECTURAL WOODWORK  
CONNECTORS & SUPPORTS  
LAMINATED & PROCESSED SHEETS  
LUMBER  
PLASTIC FABRICATIONS  
PLASTIC LAMINATES  
STRUCTURAL PLASTICS  
STRUCTURAL WOOD


\*In 1977 Sweet's Catalog File(s): Products for General Building (A); Interiors (ID); Light Residential Construction (LC); Engineering (E); Industrial Construction & Renovation/Extension (ICR/PE).



151



152



153

## PLASTIC FABRICATIONS

**151 MOLDING** / A line of dimensional grained wood and cellular PVC moldings is available in a variety of colors in standard molding profiles and lengths. Impact-resistant, the "Centennial" line is prefinished. / DG Shelter Products.


**152 FRP PULTRUSIONS** / Structural and custom-shaped pultrusions are available in safety colors of orange, red, yellow and virtually any other color on special order. These pultrusions are recommended for walkways, railings, and platforms. / Morrison Molded Fiber Glass Co.

## PLASTIC LAMINATES


**153 METALLIC LAMINATES** / Aluminum or copper metallic laminates in 12 patterns are available with brushed or hammered finishes. / Wilson Art.



154



155

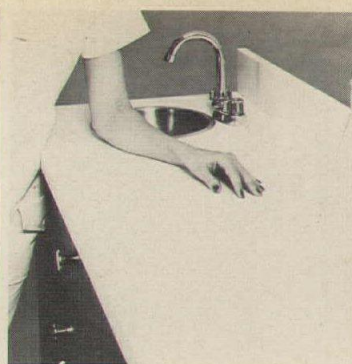


156


**154 RESISTANT PLASTIC** / *Tuf-Surf* promises durability for extra high-traffic, high-use surfaces as checkout stands, service counters, and cafeteria tables. Over 30 solid colors, patterns, and woodgrains are available. / Wilson Art.

**155 PLASTIC LAMINATES** / "Beechwood" features a fine, wavering grain design and light woodtones. There is no gloss or sheen. Like real wood, the surface can be waxed to enhance the grain design. / Nevamar Div., Exxon Chemical Co. U.S.A.


**156 PLASTIC LAMINATES** / Identified as "Vintage Cane" and "Classic Cane," the two new special dimensional designs duplicate the look and feel of octagonal woven cane. Both laminates meet or exceed all NEMA standards. / Nevamar Div., Exxon Chemical Co. U.S.A.



157



158




159

**157 RESISTANT LAMINATE** / *Chem-Surf*, a chemically resistant laminated plastic in 14 colors is suggested for hospital nurses' stations as well as many other institutional and commercial applications. Self-edging to match all 14 shades of *Chem-Surf* is available. / Wilson Art.


**158 DECORATIVE LAMINATE** / The line's total of 99 grades include two solids, a nondirectional parquet (shown), and an African wood species. *Micarta* is a high-pressure laminate available in standard construction and sizes. / Westinghouse Electric Corp., Decorative *Micarta* Div.

## STRUCTURAL PLASTICS


**159 GRATING** / This line of fiber glass reinforced gratings is especially designed to resist chemical corrosion and to be electrically non-conductive. A high strength-to-weight ratio with minimum deflection is claimed for the lightweight gratings. / IKG Industries. A, ICR/PE\*



160



161



162

## STRUCTURAL WOOD

**160 WOOD BRIDGES** / These laminated-wood pedestrian bridges are suitable for parks, golf courses and other natural areas. The low-maintenance spans are constructed in both arched or straight designs, and may be factory-stained in a variety of colors. / Koppers, Inc. A\*

**161 PREFABRICATED DOMES** / The clear-span *Triax* dome can be fabricated in sizes up to 600-ft in diameter. A network of curved laminated wood segments is arranged in triangular modules connected by a steel hub system. Various roofing membranes can be applied to the beams and decking. / Koppers Co., Inc.

**162 LIGHTWEIGHT FRAME** / The "Timbergrid," a lightweight system for framing industrial/commercial buildings consists of joists combined with glulam beams to provide bay sizes from 20 by 30 ft to 35 by 50 ft. / Wood Fabricators, Inc.



Rimrock Mall, Billings, Montana

Architect: Charles Kober Associates

# Beautiful is expensive, right?

**GLULAM—Structural Glued Laminated Timber**—offers architects as much in cost efficiency appeal as it does in aesthetic qualities. And that's an established fact! Yet, some specifiers still aren't convinced that glulam can be both appealing and economical.

If you routinely think of certain structural materials as being for certain type projects, here's a different line of reasoning to consider:


- Glulam is a stress-rated structural framing material that's competitive for most types of construction projects
- Engineered glulam installation is fast and efficient
- Exposed glulam is creatively attractive and eliminates expensive drop ceilings
- And, the fact that glulam can be manufactured to

## Wrong!

virtually any size or shape presents you with design opportunities limited only by your creative imagination. Cost efficient glulam? Right!

AITC's comprehensive "Glulam Systems" catalog details glulam use in a variety of applications. Extensive technical design information will convince you that your recommended specifications should call for structural glued laminated timber—glulam.

Write for your copy.



American Institute of Timber Construction  
333 West Hampden Avenue  
Englewood, Colo. 80110  
303/761-3212  
Call **800/525-1625**—Toll Free!


Write for information on AITC's Architectural Design Award Program.

For more data, circle A16 on inquiry card



**Travertine without the masons, money and mess.  
That's the beauty of Masonite.**

Brand Paneling





When a room calls for the beauty of marble, new Masonite brand Marbletone® hardboard paneling is a natural. It's grained and veined to book-match like the real thing, but it's lighter in weight, easier to

install, and far less costly.

Discover Masonite's many exciting styles and finishes in Sweet's Catalog section 9.12.

Man-made finish on real Masonite brand hardboard.

For more data, circle A17 on inquiry card



Room design by Larry Deutsch, A.S.I.D.


# for new product ideas in metal walls and roofs simply specify **SMITH!**



Design with DYNA SPAN for a striking roof.



Create a new visual dimension with curved sheets.



Specify FOAMWALL for a beautifully insulated building . . . like this coal prep plant.



Use acoustical panels outdoors . . . control crowd noise.

If you are looking for new and unusual ways to use metal wall and roof panels in your next building project, investigate our varied product mix early in the design stage. For full details, write for Catalog WP.



Dare to be different with color.




**ELWIN G. SMITH DIVISION**

100 WALLS STREET, PITTSBURGH, PENNSYLVANIA 15202



# uci 7

# thermal and moisture protection



176



177



178

## CLADDING/SIDING

**176 SIDING** / A new addition to the "Roughtex" siding line, "Great Divide" fir plywood panels have a striated batten-and-groove design. The 5/8-in.-thick siding is available in sizes up to 4- by 12-ft, in a choice of 26 factory-finished colors. / U.S. Plywood. A, LC\*

**177 SIDING/CLADDING** / This hardboard lap siding has a woodgrain pattern with drip edge; "Yorktown" panels are factory-primed for paint or stain. The hardboard is 7/16-in.-thick; meets FHA standards; and is produced in 8-in.-wide by 16-ft-long panels. / U.S. Plywood. A, LC\*


**178 SIDING** / "Roughtex West" panels feature random V-grooves or 5/8-in.-thick textured plywood. Manufactured in sizes up to 4- by 12-ft, the long edges of each panel are ship-lapped for smooth butt joints. Siding may be painted, stained, or left to weather naturally. / U.S. Plywood. A, LC\*



179



180




181

**179 VINYL SIDING** / *Driftgrain* solid vinyl siding is available in three colors: gold, gray and buckskin. A smooth finish has also been added. Combined with the line's original colors (white, yellow, green) and grain finish, these additions are resistant to fire, corrosion, scratching and denting. / Johns-Manville Sales Corp.

**180 REDWOOD PLYWOOD** / Shown as siding on a suburban office building, redwood is said to offer durability, dimensional stability, insulation qualities and ease of finishing. / California Redwood Assn. A, LC\*


**181 REDWOOD** / The tongue-and-groove pattern shown is applied diagonally; it can be left to weather naturally or finished with a water repellent or a lightly pigmented stain. / California Redwood Assn. A, LC\*



182



183



184

## COMPOSITE BUILDING PANELS


**182 ENCLOSURE PANEL** / A 4-in.-thick core of pre-cast and grooved *Styrofoam* is laminated to exterior and interior panels (4-by-8-ft) to form the basic panel. After erection, the panels are pressure filled with a specified mix of concrete. The concrete honey combs the panel, and provides the structural frame. / Beata Corp.

**183 INSULATING PANELS** / Combination panels have either metal, plywood, gypsum wallboard, perlite board or rockwool on one side; a rigid closed-cell core of insulation; and an outer surface of glass-reinforced felts, aluminum foil, polyethylene or other materials. / PBS Inc.

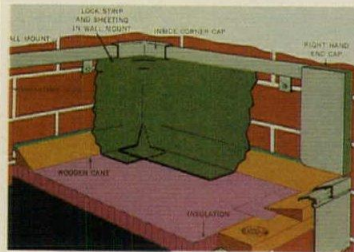
**184 EXTERIOR WALL** / The *GRAN-OSTRUCT* system of exterior wall components uses steel stud framing, asbestos cement board and portland-cement based surfacings to create pre-fabricated components. In addition to flat wall units, a range of shaped, contoured units can be fabricated. / Cement Enamel Development, Inc. A, ICR/PE\*

CLADDING/SIDING  
COMPOSITE BUILDING PANELS  
FLASHING  
INSULATION  
MEMBRANE ROOFING  
METAL ROOFING  
PREFORMED WALL & ROOF PANELS  
ROOF ACCESSORIES  
ROOFING SPECIALTIES  
SEALANTS  
SHINGLES & ROOFING TILES  
WATERPROOFING

\*In 1977 Sweet's Catalog File(s): Products for General Building (A); Interiors (ID); Light Residential Construction (LC); Engineering (E); Industrial Construction & Renovation/Extension (ICR/PE).




185




188




191



194




186




189



192




195




187



190



193



196

**185 PANEL** / An insulated wall and roof panel with certified .05 U value (R-20) achieved a UL-flame spread rating of less than 25 and has been subjected to "guarded hot box" tests. The panel is listed by Factory Mutual as both a "Class I Wall" and a "Class I Insulated Roof Deck Panel System." / Butler Mfg. Co.

## FLASHING

**186 FLASHING RETAINER** / "Vinyl-lok" allows flexible flashing to be installed in contact with reglet. The "P" flashing retainer is inserted to engage the bottom of the reglet and thus provide a positive retainer for the flexible flashing. / Fry Reglet Corp. A, LC\*

**187 PIPE SEAL** / The product weathersproofs pipes that penetrate roofs. The spun aluminum base flashes into any roof system, and a stepped neoprene rubber boot clamps to pipe and base making a flexible, weathersproof connection. Two sizes fit all pipes 1/2- to 6-in. / The Pate Co. A\*

**188 ROOF FLASHING** / Consisting of aluminum extrusions and an elastomeric sheeting, the product forms a weather-tight seal between the roof membrane and adjacent parapets or walls. / Tremco. A\*

**189 SOFFIT-TRIM** / The soffits are available in six builder widths, ready-to-paint with matching plowed fascia and accessories. Produced of laminated fiberboard, waterproofed and pre-cut, the soffits are available in three finishes, ready to paint or stain with a treated face. / Upson Co.

## INSULATION

**190 INSULATION** / *Insul-Liner* metal building insulation consists of 5 1/2-in.-thick fiber glass batt, vinyl-faced board and a special "C" shaped plastic extrusion. The vinyl-faced board section seams are finished with an aluminum cross-purlin tee section. / Johns-Manville.

**191 WALL SYSTEM** / An interior wall insulation system, *ZONOLITE THERMOSTUD*, consists of a rigid styrene foam insulation board in which a U-shaped metal furring channel is embedded at the factory. The insulation board and the furring channel are fastened as a unit to the masonry wall. / W.R. Grace & Co. A, LC, ICR/PE\*

## MEMBRANE ROOFING

**192 ROOFING/WATERPROOFING** / Low fume evolution at application temperatures is a worker health benefit claimed for this roofing compound: coal tar bitumen. In-use testing results showed the formulation to have excellent waterproofing properties and corrosion resistance. / Koppers Co., Inc. A\*

**193 ROOFING SYSTEMS** / Two UL listed roofing systems contain *Flame Gard*, a fire retardant. The manufacturer also states that the systems require no heating or mixing and resist cracking and peeling. They are for asphalt gravel roofs with a pitch of 3 in. per horizontal ft or less. / Tropical Paint Co.

**194 ROOF REPAIR** / The two elements of this program are: a network of lightweight, simply installed, urethane foam body roof vents; and a cold-process, tar-based roof resaturant. The program offers an alternative to "tear-off" and replacement. / The Monroe Co., Inc.


## METAL ROOFING

**195 METAL ROOFING** / A pre-formed ribbed roofing panel in single panel lengths up to 20 ft 9 in. long, this product eliminates end laps or joints. Side laps are achieved by a snap lock feature incorporating a sealant which makes it watertight. / Childers Mfg. Co., Div. of OHD Corp. A\*

**196 STANDING SEAM ROOF** / *ColorKlad* pre-painted architectural steel, for standing and batten seam roofs, fascia, coping, gravel stops, flashing and special effects, is now available in dark bronze, plus eight standard colors. All nine colors can be specified in smooth or textured "T" finish. / Vincent Brass & Aluminum Co.




197




200



203




206



198



201



204




207




199



202



205



208

**197 STANDING SEAM ROOF** / The roof system, with a 90 UL listing, features factory-caulked sidelaps, ease of installation; because it uses no on-site seaming machine, it can be offered in a variety of colors in 24-gauge finishes. / American Buildings Co.

### PREFORMED WALL/ROOF PANELS

**198 INSULATING PANELS** / Porcelain-on-steel panels with polyurethane cores come in 60 standard colors that will not fade, according to the company. / AllianceWall Corp. A\*

**199 INDUSTRIAL WALL PANEL** / For panels used in corrosive atmospheres, *Duofinish 700* combines an oven-cured finish coat of corrosion-and-abrasion-resistant urethane and an epoxy prime coat, both factory-applied over hot-dipped, 1 1/4 oz. zinc galvanized steel. / INRYCO, Inc. A, ICR/PE\*

**200 PANELS** / Available only in the West, "Forma2wall," a factory-assembled, honeycomb core wall with the flat face is now fabricated in modular widths up to 60 in., in a 3-in. thickness in coated, anodized and stainless finishes. / H. H. Robertson Co.

**201 FACING/PARTITION WALL** / This slimmer version of "Forma2wall" is 1 1/4 in. thick. The flat-faced, factory assembled honeycomb core wall unit is suited for use as interior partitions or for applications such as uninsulated soffits, fascia or column and beam wraps. / H. H. Robertson Co.

**202 INSULATED WALL** / A choice of two insulation values is offered with "Vara2wall," a factory-assembled insulated wall with fluted exterior and flat interior face. Designers have a choice of either 0.13 or 0.10 U-value. / H. H. Robertson Co.

**203 ALUMINUM WALL** / "Cedarib" siding and the "Drill-Kwick" fastener are the key components of the system, available in white, red, green and gold. / Aluminum Co. of America.

### ROOF ACCESSORIES


**204 SKYLIGHTS** / Energy conservation, economy and low-glare uniform visual comfort are claimed for the *Solartron* line of insulated skylights. Two reinforced acrylic sheets form a sandwich around a grid-divided, 3/8-in.-thick dead air space; a plastic curb flashing bonds to the exterior skin to prevent condensation. / Solartron Corp. A, LC\*

**205 SKYROOF SYSTEM** / This insulating skyroof system has been tested by UL 790 (ASTM E-108) and passed the Class A Built Up Roof Covering requirements. It is composed of translucent fiber glass and aluminum sandwich panels with U = .24, and a weather sealing installation system. / Kalwall Corp. A\*

**206 ROOF HATCH** / Now available in 2 ft 6 in. by 4 ft 6 in. and 2 ft 6 in. by 8 ft sizes, this hatch has steel cover exterior and liner bonded to an inner core of rigid foam-type insulation. The cover load carrying capacity is 70 psf. / Milcor Div., INRYCO, Inc. A, ICR/PE\*

**207 TUBULAR SKYLIGHT** / This skylight system conceals fasteners and connectors, covering the clamping bar fasteners, which prevents loosening and removal of glazing, while providing added resistance to the elements. / Imperial Glass Structures Co. A\*


**208 SKYLIGHTS** / Geometrical differences between a circular head condition and rectangular base condition of skylight structure at Peachtree Plaza tower (Atlanta) resulted in this approach. All four sides of acrylic panels are formed on different planes. The visually warped effect is produced by the increasing and decreasing projected horizontal dimension of framing members in conjunction with equal radial angles. / Roper IBC. A\*



209



210




211

**209 DOME SKYLIGHTS** / Double dome insulated skylights are manufactured of high impact, weatherable PVC. The inner dome is permanently sealed to the outer dome to provide a 2-in. dead air space. Both domes are clear. / APC Corp.

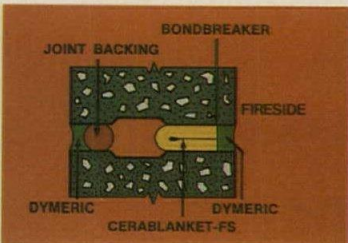
**210 SKYLIGHT PANEL** / "Solar-White" prefabricated glass block panels have been strengthened with thicker aluminum extrusions and the use of notching dies that interlock the grid members. This assembly technique forms a monolithic grid immovable even under wide temperature variations. / Circle Redmont Corp. A\*

### ROOFING SPECIALTIES

**211 PRE-FORMED FASCIA** / The *Microzinc 70* pre-packaged, pre-formed batten fascia system can save 60 per cent labor over conventional sheet metal installation practices, according to the company. It comes in 5 or 9 ft interlocking sections. / Ball Corp., Metal and Chemical Div. A\*



212



213



214

**212 GUTTER SYSTEM** / This industrial grade, heavy-duty gutter system of solid vinyl (PVC), is designed especially for use in chemical, processing and in other industrial plants. "Vinyl Craft" is unconditionally guaranteed for 10 years. / Plastic Building Products.

### SEALANTS


**213 JOINT SEALING** / The newly-developed fire-resistive joint sealing system can be used to achieve fire endurance at the joints of precast concrete panels, beyond the desired fire endurance as determined by ASTM E-119. / Tremco. A\*

### SHINGLES & ROOFING TILES

**214 ASPHALT SHINGLE** / Six color blends are available in "Sierra" shingles, classified UL Class C fire-resistant, and carrying the UL wind-resistant label. Weight: 340 pounds per square. Average exposure: 4½ in. / The Flintkote Co. A\*



215



216



217

**215 SHINGLES** / Individual Western red cedar shakes and shingles are bonded to a 4-ft-long wood backing to form "Easy Panel" siding. The panels are nailed—directly over sheathing or existing siding only at studs, saving installation time. Special corner pieces eliminate mitering. / Shakertown Corp. A, LC\*


### WATERPROOFING

**216 WATERPROOF HIGHWAY** / "Membrane 125" is a hot-applied, self-healing waterproofing material that fills and seals bridge surfaces. No cure time is required. Stress cracks up to 1/16 in. will self-heal automatically. / Uniroyal, Inc.

**217 WATERPROOF MEMBRANE** / A one-component, modified-urethane elastomer waterproofs above- and below-grade concrete. The membrane may be reinforced with fabric for superior protection. Tack-free in eight hours, it exceeds FHA, BRAB, BRI permeance specifications. / Sika Chemical Corp. ICR/PE\*



218



219



220

**218 EXTERIOR WATERPROOFING** / *TREMproof 90W* two-part, quick breaking, rubberized emulsion is specially developed for interior and exterior waterproofing applications such as sandwich slab construction, as well as foundation walls. It is adaptable to insulated or non-insulated decks or plazas. / Tremco. A\*

**219 WATERPROOFING** / A pressure-sensitive adhesive can be applied simply by pressing tape from a roll onto the desired surface. Because it is made of 100 per cent butyl rubber, the sealer is resilient, non-oxidizing and water-resistant. / The Monroe Co., Inc.

**220 WATERPROOFING** / "Hydro Pel" is a blend of vinyl toluene, methyl and butyl methacrylate copolymers and stearates forming an in-depth moisture barrier to block capillary action. It prevents moisture penetration for a minimum of five years and retards efflorescence. / L&M Construction Chemicals, Inc. A, E, ICR/PE\*

# Announcing a new super-tough finish for industrial walls



## It's Inryco Duofinish 700™

Now the same coating that protects offshore drilling rigs, refinery structures and chemical processing equipment is adapted to steel wall panels pre-finished with new Duofinish 700™: a urethane finish coating over epoxy-primed, galvanized steel (hot-dipped with full 1¼ oz. zinc).

**Duofinish 700 is super-tough.** It resists the corrosive, abrasive atmospheres of industrial areas—the hot sun and salt air of coastal sites. **It looks good right from the start and stays looking good longer,** because its smooth surface continues to shed grime and dirt.

Sometimes a corrosive atmosphere is **inside** a building. Duofinish 700 is available on **both exterior and interior** Inryco wall panels.

Duofinish 700 has been subjected to **recognized accelerated testing.** You can evaluate the results yourself in Catalog 22-16. Send for yours now with the handy coupon at the right.

Duofinish 700 is one of many new Inryco developments in building enclosure systems.

INRYCO, Inc., Building Panels Division  
Dept. K, 4033 W. Burnham Street, P.O. 393  
Milwaukee, Wisconsin 53201

I'd like to know more about Inryco Duofinish 700™  
Please send me Catalog 22-16.

Name \_\_\_\_\_

Title \_\_\_\_\_ Company \_\_\_\_\_

Address \_\_\_\_\_

City \_\_\_\_\_ State \_\_\_\_\_ Zip \_\_\_\_\_




**Inryco**

an Inland Steel company

General Offices: Melrose Park, Illinois  
Formerly Inland-Ryerson Construction Products Co.

For more data, circle A19 on inquiry card



# Super-C Steel Framing can make your whole job go up faster.



Super-C Steel Joists and Studs, developed by U.S. Steel, are pre-cut and pre-engineered for quick erection.

They're strong, so you can use fewer members—and spacings can be wider (usually 24" O.C.). Wall sections can be pre-fabricated, on or off the site, and set into place as a unit.

Both joists and studs are pre-punched at specified intervals to speed wiring and plumbing. With less labor cost and virtually no

waste in the field, your in-place costs can be lower than with other framing systems.

What's more, you should cut your callbacks to nearly zero—since Super-C members don't shrink, warp, or rot. They're also non-combustible—and Super-C Steel Framing assemblies can have 1-hour and 2-hour fire resistance ratings.

They work well with any form of construction. Use them separately—or as a complete framing system.

For more information, see our catalog in Sweet's Architectural File (5.3/Uni). Or mail this coupon for a detailed booklet on both Super-C Steel Joists and Steel Studs—plus the name of an independent licensee-fabricator serving your area.

**United States Steel**



*For more data, circle A20 on inquiry card*

**Super-C  
Steel Joists  
and Studs**

United States Steel, P.O. Box 86 (C 548-1)  
Pittsburgh, Pa. 15230.  
Please send me information on Super-C Steel Joists and Studs.


Name \_\_\_\_\_

Title \_\_\_\_\_ Firm \_\_\_\_\_

Address \_\_\_\_\_

City \_\_\_\_\_ State \_\_\_\_\_ Zip \_\_\_\_\_

Phone (include area code) \_\_\_\_\_



## Koppers presents: KMM.™ A premier roofing material.

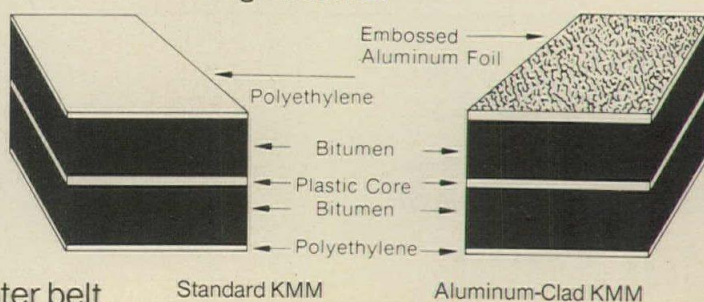
The building: famed Heinz Hall, Pittsburgh. The hall's renovated roof: Koppers Aluminum-Clad KMM.

KMM™ (Koppers Multi-purpose Membrane) is a new roofing, reroofing and waterproofing concept from Koppers. It's a factory-made material, produced in Koppers own plant under strict quality control.

### Triple-belted.

Standard KMM has a tough plastic center belt

locked between two belts of bitumen. Aluminum-Clad KMM adds an additional layer of heavy, embossed aluminum sheet and is recommended for roofs too steep for an aggregate surface. It is also recommended as flashing material.




### Rolls on. Irons down.

KMM is simply rolled out over the prepared subsurface. One roll alongside the other, with each roll overlapping the other by four inches.

The adjoining rolls are then fused together along the overlap, using an ordinary torch and round-nosed trowel to "iron" the softened bitumen laps together. The seal is fast and simple. Secure. (Aluminum-Clad KMM is rolled out over a coating of KMM™ Adhesive, but is sealed in the same fashion.)





Architects: Stotz, Hess, MacLachlan & Fosner; General Contractor: Mellon-Stuart Co.; Roofing Contractor: Miller-Thomas-Gyekis, Inc.

On flat roofs, either a loose gravel or bound-aggregate topping is applied directly on Standard KMM.

**Koppers KMM: offered with a renewable guarantee.**

The triple-belted KMM system has been used successfully in Europe 18 years. We've tested it in our Research Center for 5 years—and have field tested KMM around the country. We are convinced of its quality. Koppers quality. So convinced, that we offer KMM with a renewable 5-year guarantee—so that you can specify it with confidence.

Koppers KMM Information Center  
1900 Koppers Building  
Pittsburgh, PA 15219

I would like additional information and detailed specification literature on Koppers KMM triple-belted roofing system.

Name \_\_\_\_\_

Architectural Firm \_\_\_\_\_

Street Address \_\_\_\_\_

City \_\_\_\_\_


**KOPPERS**

Architectural and  
Construction Materials

State \_\_\_\_\_

Zip \_\_\_\_\_

# good looking with massive insulation!



the affordable wall insulation and finish system for all types of construction

When it's your challenge to come up with a design that's distinctive, different . . . within a budget . . . consider *dryvit*. It's the remarkable exterior wall insulation and finish system that lets you create expensive looking effects while providing the exceptional insulation values you require.


If total building responsibility is yours, you'll also be interested in *dryvit's* other features.

Permanent integral colors. Crack resistance. Minimal maintenance. Simple application. Space saving. Lower initial investment in heating/cooling plant. Energy economizing.

It costs less installed than any other maintenance-free exterior system.

**DRYVIT SYSTEM, INC.**

420 Lincoln Ave., Warwick, Rhode Island 02888



# dryvit®

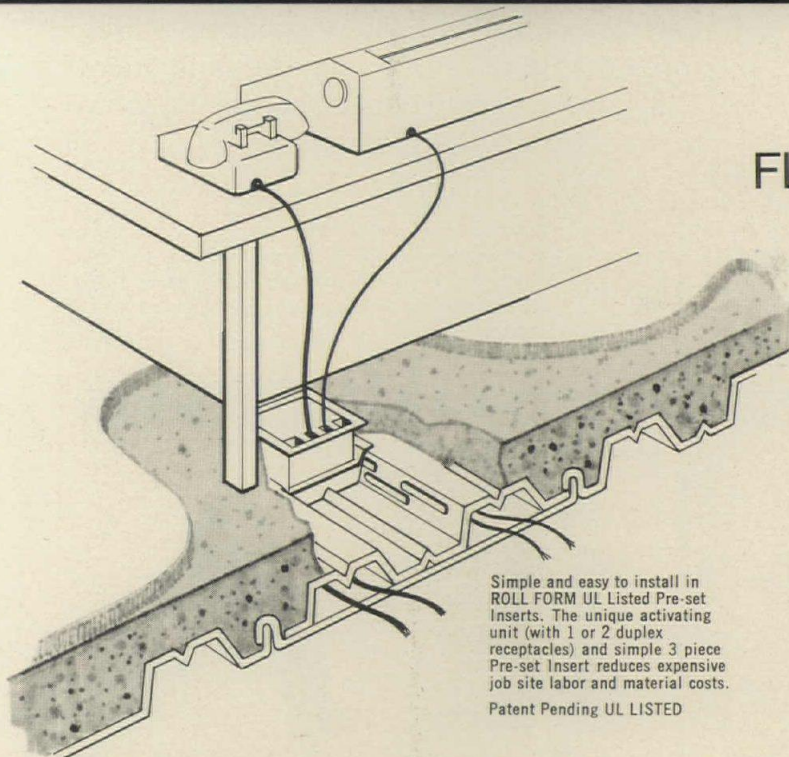
permanent exterior wall system does it better!



**Now  
you see it...**



**Now you don't**



Simple and easy to install in ROLL FORM UL Listed Pre-set Inserts. The unique activating unit (with 1 or 2 duplex receptacles) and simple 3 piece Pre-set Insert reduces expensive job site labor and material costs. Patent Pending UL LISTED

## NEW FLUSH SERVICE FITTING RISES TO THE OCCASION

Roll Form's Dual Flush Service Fitting, with the exclusive Flip-top, provides easy access to electrical receptacles and communication services.

The fitting is designed for use with Roll Form's fully integrated in-floor distribution systems and provides complete office flexibility. The unit is easily installed, activated, or deactivated and moved, saving expensive on-site labor and material costs. Office changes are quick, easy and economical with no telltale carpet holes or cover plates.

Installed flush with the floor surface, it permits maintaining the smooth, handsome appearance of the floor covering. Carpeting raises with the unit's Flip-top and does not have to be peeled back for access to the unit, which allows easy placement and removal of electrical plugs.

See Sweet's Arch. File Section 5.5/Rol or write for Bulletin FSF-1 with complete information.




**ROLL FORM  
PRODUCTS, INC.**

600 REED ROAD  
BROOMALL, PA. 19008

Manufacturers of Complete Floor Systems and Roof Decks


For more data, circle A23 on inquiry card

**If you're involved with  
roofing insulation,  
there are two facts you should know.**



**Rigid urethane foam is  
the #1 roof insulation.**

**APACHE** is the #1  
source for laminated  
urethane panels.



**Big Energy Saver**—Urethane has a "K" factor of .13 and its high thermal efficiency can save thousands of dollars in heating and cooling costs every year.

**Big Labor Saver**—Rigid urethane is supplied in large, lightweight sheets which are easily handled by one man.

**Insurance Approvals**—Rigid urethane roof insulation meets both FM and UL requirements.

**Long Lasting**—The strong, closed-cell structure of urethane foam assures its insulation values for the life of the roof.

**Longest Experience**—We've been producing this top quality roof insulation for 11 years. Today, there are almost 500,000,000 sq. ft. of APACHE urethane insulation in industrial and commercial buildings.

**Urethane Specialist**—Rigid urethane foam panels are the only product we make, so we concentrate all our resources on continually improving our urethane insulation.

**Fast Delivery**—We're the only company with three plants for producing urethane foam. They're strategically located across the country for swift service on all orders.

**FREE CATALOG. Write today for a  
12-page data-packed brochure on  
APACHE rigid foam roof insulation.**

"Rigid foamed polyurethanes are organic materials, which decompose at 450°F., and will ignite and burn at 600°-700°F., or when exposed to open flame. These products should not be used in exposed applications."

---

# APACHE

**FOAM PRODUCTS COMPANY**

Millmaster Onyx Group

2025 E. Linden Avenue, Linden, New Jersey 07036 (201) 486-6723

ANOTHER **kewanee** INDUSTRY

*For more data, circle A24 on inquiry card*



# ColorKlad

## The Y's Choice

YWCA, Minneapolis, Minnesota  
 Freerks Sperl Flynn, Architects,  
 St. Paul, Minnesota  
 Hoyt Construction Company,  
 Sheet Metal Contractor,  
 Bloomington, Minnesota



**Vincent**

**BRASS & ALUMINUM CO.**

Building Products Division  
 724 24th Ave. S.E.  
 Minneapolis, Minn. 55414

Dial Direct Without Charge

**MINN ONLY 800-552-1202**  
**NATIONWIDE 800-328-7772**

When the architect chose ColorKlad for the Minneapolis YWCA, he had good reasons—the same good reasons which make ColorKlad the most visible—and exciting—roofing and flashing metal on the market today.

Nine attractive colors and two textures blend well with any architectural style or building material. New textured ColorKlad "T" eliminates glare and hides seams, further expanding the architect's design flexibility. And ColorKlad's maintenance-free finish is backed by a written 20 year warranty, guaranteeing maximum performance—at lowest possible cost to your client.

Specify the aesthetics, integrity and cost performance of ColorKlad for **your** next project—you'll make a wise choice.

SEND FOR OUR NEW **COLORKLAD** BROCHURE AND COLORCHART TODAY!

Name \_\_\_\_\_

Title \_\_\_\_\_

Company \_\_\_\_\_

Address \_\_\_\_\_

City \_\_\_\_\_ State \_\_\_\_\_ Zip \_\_\_\_\_

For more data, circle A25 on inquiry card

# See it our way.



**Specify Glasstex\*—the only Class "A" textured surface fiber glass shingle in the business. (From CertainTeed, who else.)**


You've never had it so good! Beautiful, fiber glass, self-sealing, wood-grain-textured shingles. For added protection against fire and wind.

Glasstex textured fiber glass shingles are now available in 5 versatile colors that will last the life of the roof. And that life is backed by our 25-year limited warranty against defects. Practically speaking, that's  $\frac{2}{3}$  longer than conventional shingles, because our Glasstex shingles are made to last longer.

But the more you find out about Glasstex textured fiber glass shingles, the more we think you'll see it our way.

For a complete product description write:  
Glasstex, CertainTeed Corporation,  
P.O. Box 860, Valley Forge, PA 19482


\*Glasstex is the registered trademark for textured fiber glass shingles from CertainTeed Corporation.



# Glasstex

**Textured fiber glass shingles. (From CertainTeed, who else.)**

*For more data, circle A26 on inquiry card*



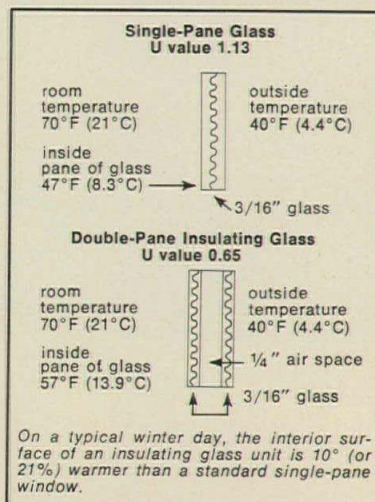
Copyright © 1976 Thiokol Corporation

## Insulating glass. The heating and cooling system you don't even have to plug in.

What's more, there are no wearing parts. And the only maintenance is an occasional washing.

The point is that once purchase and installation costs are paid, double-pane insulating glass throughout a building is a year-round system to help keep in the heat all winter and not lose your client's cool in the summer. Saving energy. Saving money.

This diagram, for example, shows that on a typical winter day, the interior surface of a double-pane, double-hung unit of insulating glass can be 21% warmer than its single-pane counterpart\*. Resulting in a heat transfer coefficient (U value) slashed from 1.13 to 0.65. Add a metalized coating to the glass and the U value



drops to a highly efficient 0.50.

In addition to lower heat loss are the many years of service you can expect from insulating glass units, particularly when they are manufactured with sealants based on our LP<sup>®</sup> liquid polysulfide polymer. Fact is, over 80% of IG manufacturers use polysulfide base sealants.

We think that simple fact speaks for itself.

For more information on insulating glass units and the polysulfide base sealants that give them long life, write Marketing Communications, Thiokol/Chemical Division, P.O. Box 1296, Trenton, New Jersey 08607.

Based on calculations from the ASHRAE (American Society of Heating, Refrigeration and Air Conditioning Engineers, Inc.) Guide and Data Book.

# Thiokol

Specialty Polymers • Off-the-Road Vehicles • Synthetic Fibers • Sprayers • Propulsion • Educational Services  
Friction Materials • Ski Lifts • Pyrotechnics • Closures • Rubber and Rubber Chemicals • Radiation Curable Polymers and Coatings

*For more data, circle A27 on inquiry card*





Russet Red

The beauty of a bygone day  
captured in a heritage for tomorrow.

# AMERICANA Roofing Tile by Ludowici.

Derived from the rugged hand-hewn character of split shakes used during our country's colonial period, Americana has become one of the most versatile tile patterns in the portfolio of today's architects. Bold butt lines and a simulated wood surface combine to provide an interplay of light and shadow, and soft but rich colors create varying moods with every change of light.

As with all Ludowici Tile, Americana colors are permanent, gently mellowing with time. Earth Gray, Russet Red, Forest Green, Beach Brown, Lava Black, Hawaiian Gold, Sunset Red (weathered surface) and two-tone glaze Pacific Blue make up the Americana spectrum.

And the tile itself can be expected to outlast the buildings it

beautifies and protects, requiring little or no maintenance. It's fungus and decay proof. Defies fires. And resists the effects of storm and weather throughout the years.

Ludowici Tile stands out, handsomely and gallantly, in any climate.

Beautiful and lasting as Americana and other Ludowici tiles are, they often cost no more—and frequently less—than fire-resistant wood shakes, slate or other premium priced roofing materials.

For further information on the design versatility offered with Ludowici Tile, look in the Yellow Pages for your local Ludowici distributor, or refer to Sweet's Catalog. Or, mail the coupon.



**LUDOWICI-CELADON COMPANY**

111 E. Wacker Drive, Chicago, IL 60601 • (312) 329-0630


Send me a color brochure.  I'm interested in custom-made tile.

NAME \_\_\_\_\_

FIRM \_\_\_\_\_

ADDRESS \_\_\_\_\_ COUNTY \_\_\_\_\_


CITY \_\_\_\_\_ STATE \_\_\_\_\_ ZIP \_\_\_\_\_



Design: 11 x 712  
Bright Chromium




Design: 61 x 422  
Oil Rubbed Bronze




Design: 22 x 422  
Satin Chromium




Design: 17 x 422  
Oil Rubbed as Cast Bronze



Design: 68 x 422  
Satin Brass




Design: 44 x 712  
Bright Brass




51-001 Hinge  
Iron as Cast Blackened

# the design line


Knob and lever mortise locks which neatly become a part of any design theme. A heavy duty mechanism, engineered to meet or exceed accepted commercial standards, with a minimum of moving parts to provide economy, reliability and long life.



Design: 32 x 430  
Bright Bronze



Design: 70 x 422  
Iron as Cast Blackened



Design: 42 x 422  
Oil Rubbed as Cast Bronze



Design: 22 x 715  
Satin Bronze


**G**  
**general lock company**

244 WEST SHEFFIELD, PONTIAC, MICHIGAN 48055 • (313) 338-7193 • A DIVISION OF SCHLAGE LOCK COMPANY

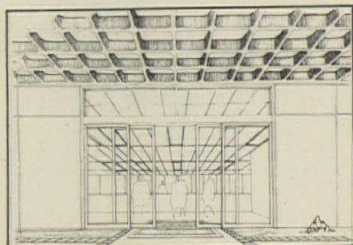
For more data, circle A29 on inquiry card

# doors and windows

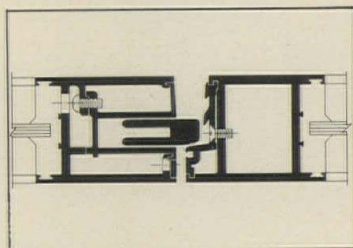
ENTRANCES & STOREFRONTS  
GLAZING  
HARDWARE & SPECIALTIES  
METAL DOORS & FRAMES  
METAL WINDOWS  
SPECIAL DOORS  
WINDOW/CURTAIN WALLS  
WOOD & PLASTIC DOORS  
WOOD & PLASTIC WINDOWS



233



234




235

## ENTRANCES & STOREFRONTS

**233 AUTOMATIC DOOR** / *Auto-Slide* standard 4000 and custom 8000 series door packages provide two models with single sliding doors, and three models with biparting sliding doors designed to fit standard entranceways, ranging in width from 7 to 14 ft. / Stanley Door Operating Equipment Div., The Stanley Works. A\*

**234 SLIDING DOOR** / The "Astro-Slide II" is a self-contained automatic sliding door system with built-in emergency breakaway panels. Pushing action against doors or side panels converts them into swinging doors. / Dor-O-Matic, Div. of Republic Industries, Inc. A\*

**235 EMERGENCY EXITS** / The *Entara System* features a security astragal mechanism completely concealed in the door stile, needing no mullions or other devices for proper panic exit functioning. This *Panic Guard* device also blocks the insertion of wire hooks; UL-listed. / Kawneer Architectural Products. A\*



236



237




238

## GLAZING


**236 SPANDREL GLASS** / Called "Col-R-Span," the product achieves a uniform appearance between spandrel and vision glass areas of buildings. "Col-R-Span" in standard and custom colors can be furnished with approved applied insulation or with safety backing to GSA standards. / EGP Div., Shatterproof Glass Corp. A\*

**237 STRENGTHENED GLASS** / Strengthened glass with reflective appearances approaching ordinary annealed float glass, according to the company, reduces the "banding effect" of alternating vision and spandrel panels. / EGP Div., Shatterproof Glass Corp. A\*


**238 THIN REFLECTIVE** / For windows and doors of homes and light commercial buildings, "Solarcool" bronze reflective glass is 1/8 in. (3mm) and 3/16 in. (5 mm) thick, and can be single glazed in wood or aluminum sash. The reflective coating is said to resist weathering, and the glass can be handled and cut like tinted flat glass. / PPG Industries. A\*



239



240

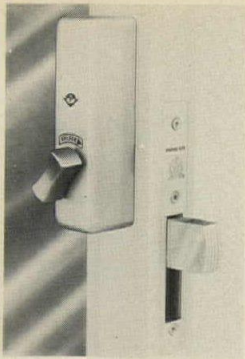


241


**239 GLAZING OPTIONS** / The company now offers a range of glazing options in most "Perma-Shield" windows and gliding doors, which feature a rigid vinyl sheath over preservative-treated wood core sash and frame. Options are clear, environmental, spandrel, decorative and safety glazing. / Andersen Corp.

**240 THERMAL GLAZING** / Both *Clearlite* and *Cleartemp* insulating glazing units are now available in float glass of varying thicknesses. / Fourco Glass Co. A\*


**241 GLAZING** / Company-sponsored fire-testing showed *LEXAN F-2000* polycarbonate sheet (at right in photo) to have superior combustion characteristics compared to acrylic sheet. The product is said to meet new toxicity standards. / General Electric Co., Sheet Products Section. A, ICR/PE\*




242




243



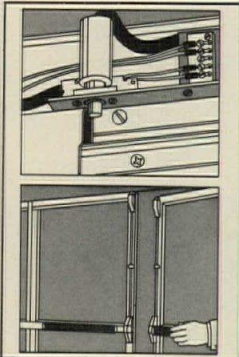
244




245



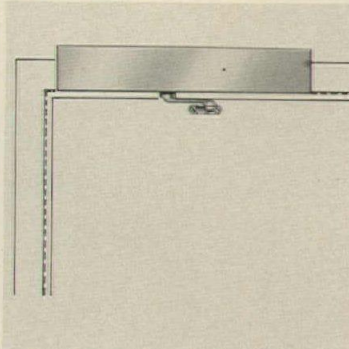
246




247



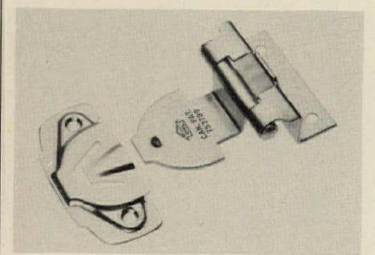
248




249




250



251



252



253

## HARDWARE & SPECIALTIES

**242 LOCK ACTUATOR** / Electric actuator uses 24 volt DC current to operate the M.S. deadlock, shown with an optional mechanical thumbturn. The security system can include keyboard or card-actuated access control, and timer switches for automatic relocking. / Adams Rite Mfg. Co. A\*

**243 ACCESS CONTROL** / "Restrict-A-Card" is a mechanical system that can be operated by a credit card-type "key," a conventional key, or both depending on the control desired. No electricity is required. / Sargent & Co. A\*

**244 ELECTRIC HINGE** / Designed for use on hollow metal or wood doors equipped with electric locks in medium security institutions or hospitals, the hinge contains chases to hold up to five wires and is non-handed, operating at 24 VAC or less. / Folger Adam Co.

**245 SAFETY HARDWARE** / For pivoted windows, the device allows the pivoted sash to open approximately 5 in. to a "fail safe" ventilating position. A special key releases the retaining arm for complete rotation of the sash. It is available in finishes to match the window. / Wausau Metal Corp. A\*

**246 DOOR CONTROL** / This electronic "DFE III" fire/smoke door control is a combination hydraulic door closer, electric hold-open, and smoke detector. The built-in ionization detector can operate independently. / Dor-O-Matic, Div. of Republic Industries, Inc. A\*

**247 DOOR CONTROL** / *Auto-Slide* access control package prevents manual sliding of the doors during operating hours with a power solenoid bolt in the door header. The package can also be wired to remote monitoring stations. / Stanley Door Operating Equipment Div., The Stanley Works. A\*

**248 LOCK** / The "Ultra 700" lock design prevents prying or twisting off door due to construction and method of attachment. It may be mounted on wood or steel doors. / Medeco Security Locks. A\*

**249 DOOR CLOSER** / A rack and pinion hydraulic closer, plug-in ionization detector, and a double-lever arm are features of the "4430-MED" automatic door closer/holder. Hold-open positions are unlimited up to 160 deg. / LCN Closers. A, E\*

**250 PIVOT SWITCH** / A magnetically-sensitive reed switch concealed in the CS-M19 pivot activates an alarm when the door is opened even a slight amount. Precise adjustments may be made with a Phillips screw driver, without removing the door or pivot. / Rixson-Firemark, Inc. A\*

**251 HINGE** / The "Jiffy Clip" and "Snap-on Hinge" permit quick and easy assembly of cabinets, panel doors, vanities, etc.; no skilled labor is needed. / Onward Hardware Ltd. LC\*

**252 SPRING HINGE** / The same size as standard hinges, this completely reversible and adjustable spring hinge is UL-listed for use with A- and B-label fire doors. Chrome, prime coat, and *Duranodic* finishes are available. / S. Parker Hardware Mfg. Corp. A, LC\*


**253 CABINET PULLS** / The smooth surface of these colorful solid-nylon drawer pulls is non-static and easy to keep clean. / Forms & Surfaces.



254



255



256


**254 DOOR HARDWARE** / Bronze, nickel silver and aluminum are sculptured by artist Joy Verner into hand-finished doorpulls. The series includes flush and see-through doorpulls. / Forms & Surfaces.

**255 CASEWORK HINGE** / Available in eight configurations for cabinets, as well as for doors up to 7/8-in.-thick, hinges have an interleaf feature, which allows a close fit for a finished appearance and improved dustproof effectiveness. / Stanley Hardware. A\*


**256 DOORPULLS** / These non-static doorpulls are 10 1/4-in.-long. Handles are available in non-fading white, black, blue, orange and yellow. / Forms & Surfaces.



257



258



259

**257 PNEUMATIC CLOSER** / Heat/smoke sensors activate a switch to release the air in this life-safety door-control system, closing the door automatically. One unit locks the closer spring in a loaded position, allowing the door to swing freely during normal use. / Reading Door Closer Corp.


**258 DEADLOCK** / Five deadbolts and two dog-bolts are operated with one key on the "Vertibar," which is surface-mounted reinforcement for the entire door and jamb. The heart of the unit is a 10-lever system capable of numerous combinations. The mortise cylinder accepts standard cams. / Fichet Inc.

#### METAL DOORS & FRAMES


**259 STEEL DOORS** / "Cordoba" entrance doors have an 18-panel design on both steel faces, with an insulating core of high-density polyurethane. Weather-sealing and frost thresholds are included; a Class B 1 1/2 hr-label door is available. / General Products Co.



260



261




262

**260 STEEL DOORS** / Diamond-pattern lights are optional features of this line of traditional-styled steel doors for homes and apartments. Four- and six-paneled units, some with matching sidelights, are included in the "Therma-Tru 400 Series." / Lake Shore Industries.


#### METAL WINDOWS

**261 THERMAL WINDOW** / Double-, triple, or quadruple-glazed for maximum protection against conduction losses, "Model 535" commercial replacement windows also feature an insulating thermal barrier around frame and sash. Extruded aluminum frames are said to be maintenance-free. / Season-all Industries, Inc. A\*


**262 METAL WINDOWS** / Both thermal and non-thermal glazing systems incorporate the *Seamless Mullion*, said to lower installation costs, reduce energy consumption, and provide air- and waterproof frontal framing. / Kawneer Architectural Products. A\*



263



264



265


#### SPECIAL DOORS

**263 ACOUSTICAL DOORS** / This door system has a STC rating of 47 dB, producing average office sound levels even in areas directly adjacent to very high-noise machinery. The 4-in.-thick steel-faced door is hung from heavy-duty track. / Richards-Wilcox Mfg. Co. ICR/PE\*

**264 AIRPORT PIT DOOR** / The steel cover and frame of this utility pit door are designed to provide uniform support for the heaviest aircraft wheel. Compression springs permit easy manual opening; a hold-open arm locks the door at 90 deg. / The Bilco Co. A,E, ICR/PE\*

**265 BLAST-PROOF DOORS** / Able to withstand extreme seismic and tornado loads, the "Ray Proof" series of special doors is designed to maintain shielding and functional integrity in nuclear power plants and other vital areas. / Keene Corp. A,E\*

\*In 1977 Sweet's Catalog File(s): Products for General Building (A); Interiors (ID); Light Residential Construction (LC); Engineering (E); Industrial Construction & Renovation/Extension (ICR/PE).



266



267




268


**266 PATIENT ROOM DOOR** / Providing a constant view of the patient room, these two-, three- and four-door aluminum units are from 7- to 14-ft wide. Two side doors swing open, while the two center doors slide, except when unlatched to operate as swing types. / Century Institutional Products.

**267 CURTAIN DOOR** / "Clearstrip" is a doorway and area closure composed of a series of hanging 1/8-in.-thick PVC strips, partially or fully overlapped. Traffic can flow smoothly through the entrance. / Clark Door Co., Inc. / A,E, ICR/PE\*


**268 BI-FOLD DOORS** / This panel jacket kit comes with stiles and rails in either white, gold or woodtone finish; mirrors or hardboard panels up to 1/4-in.-thick may be used with the bi-fold door unit. / L. E. Johnson Products, Inc.



269



270




271

**269 COLD STORAGE DOOR** / The company has introduced a line of insulated cold storage fire doors carrying a UL Class A 3-hour rating. The doors are offered with either galvanized or stainless steel cladding, in models for: sliding or swinging use, with power- or manual-operation. / Jamison Door Co. A\*

**270 BI-FOLD DOORS** / The "Americana" series of two- and four-section wooden bi-fold doors are 1 3/8-in.-thick, sized to fit openings up to 8-ft wide. There are louvered, spindle, and solid paneled style doors; all come complete with necessary installation hardware. / E. A. Nord Co. LC\*

#### WINDOW/CURTAINWALLS


**271 INSULATED PANEL** / "Double-Wall" consists of a 1 9/16-in.-thick insulating panel that is faced with fiber glass reinforced plastic. The standard 30- by 96-in. or 48- by 120-in. panels fit in an aluminum track framing system. / Kalwall Corp. A\*



272



273




274

**272 CURTAIN WALL** / "CWT-550" is a thermally improved curtain wall system designed for medium- and high-rise buildings. A reverse-type pressure wall system, the "CWT-550" eliminates metal-to-metal contact between exterior and interior and ensures against water infiltration. / Amar-lite/Anaconda. A\*

**273 ALUMINUM WALL** / "Uniflat," shown in the Citicorp building (designed by Hugh Stubbins and Associates) in New York, is a custom panel that can be fabricated up to 5 by 20 ft. Any type of glazing may be specified for the fiber glass insulated panel which achieves a flat uniform appearance. Paint or hardcoat finishes are offered. / Flour City Architectural Metals. A\*

#### WOOD & PLASTIC DOORS


**274 WOOD DOORS** / Chrome or brass accents are design features of these prefinished flush doors, available in white, black or walnut finishes. Similar treatments may be ordered in fireproof B-label doors for commercial applications. / J. Zeluck, Inc. ID\*



275



276



277

#### WOOD & PLASTIC WINDOWS

**275 MARINE GLAZED WINDOW** / This unit has a thermally broken operating sash for marine glazing. Sashes are factory-assembled to insulated translucent panels as window replacements and wall systems. / Kalwall Corp. A\*

**276 WOOD WINDOWS** / Suitable for large fixed window applications, the unit pivots for washing. The wooden frame has an exterior aluminum skin with an acrylic enamel finish. Double-glazing has a 1 3/16-in. dead air space; thermal glass and solar screening are options. / Pella Rol-screen Co. A\*

**277 CASEMENT WINDOWS** / Vinyl glazed insulating glass and complete dual weatherstripping provide the weatherproofing qualities, according to the manufacturer, of these unitized casement and awning windows. Concealed sliding hinges permit removal of sashes without removing screens. / The Malta Co.

Caradco  
wood casement  
windows save  
enough in energy to  
buy a lot of extra  
luxury.

*Create a custom look  
with Caradco's  
casement bow windows*

*Use Caradco casement  
windows generously...  
capture the outside view  
while conserving energy  
inside.*



You can offer extra luxury in your homes by using Caradco wood casement windows and still save energy costs. Here's why: wood frame and sash insulate hundreds of times better than metal. Caradco's double weatherstripping system far exceeds normal infiltration standards. Insulating glass set in vinyl gaskets cuts heat loss in half. And Caradco's unique triple glazing offers even more energy savings. Create the window style you want from the total Caradco package, including four widths, six heights, picture windows, bows and bays. And don't overlook the beautiful Caradco sculptured doors. They add even more luxury to a home.

# Caradco

Saves  
energy  
naturally

Caradco Window and Door Division

Scovill

Rantoul, Illinois 61866



**LEXAN<sup>®</sup> is**  
SHEET  
**guaranteed against  
breakage.**

**What do you  
make of that?**

Whatever you make of it will withstand the worst punishment possible. LEXAN sheet is guaranteed against breakage,\* even under the blows of a sledgehammer or the onslaught of a steamroller. That means lower replacement costs, more economy. LEXAN sheet is UL listed Burglar Resistant, complies with the Safety Glazing A.N.S.I. (Z97.1) standard and OSHA requirements. And new F-2000 flame-retardant grade meets the highest standards for reduced flammability.

There's LEXGARD<sup>®</sup> bullet-resistant laminate which meets UL ballistic level ratings up to a .44 Magnum (UL 752 standard).

For industrial glazing PROTECT-A-GLAZE<sup>™</sup> sheet offers an attractive, clear and tinted, translucent glazing for durability with economy.

And architects are finding more and more applications. LEXAN sheet is being used for lighting panels and lenses which are light weight and provide high light transmission.

#### **Tough skylights.**

LEXAN sheet's high impact resistance, clarity, and weather resistance make it ideal for durable, attractive skylights.

Photo: Nashville House  
Nashville, TN  
Architect: Robert Lamb Hart/HKS


#### **NOTICE:**

LEXAN<sup>®</sup> SHEET IS THE LEAST COMBUSTIBLE SAFETY GLAZING PLASTIC SHEET BUT WILL IGNITE WHEN EXPOSED TO AN IGNITION SOURCE IN EXCESS OF 800°F (426°C).

#### **FOR MAXIMUM SAFETY...**

- Advise local fire officials of LEXAN glazing installations.
- Consider sprinkler systems for additional safety.
- Check local codes for construction applications.
- Observe fire precautions similar to wood.
- Consider emergency access sash construction.





### Safe school windows.

In school systems throughout the USA, LEXAN sheet secures buildings against vandalism and theft, with LEXAN sheet providing up to 25% more insulation than comparable thicknesses in glass.


Photo: Walt Disney Magnet School  
Chicago, IL  
Architect: Perkins & Will



### Long lasting enclosed walkways.

Domes and enclosed walkways of LEXAN sheet are weather resistant, color stable, and offer high light transmission.

Photo: Provincial Court & Remand Centre  
Calgary, Alberta, CANADA  
Architects: Long Mayell & Associates



### Light weight solar collector panels.

LEXAN sheet .040 and .080 mils thick offers high light transmission, physical toughness, high heat stability, and environmental resistance.

Photo: Grover Cleveland Junior High School  
Dorchester, MA



### Strong passenger shelters.

Durable passenger shelters with LEXAN MR-4000 mar resistant panels protect passengers from the weather, and resist damage by vandals.

Photo: TRI-MET System  
Portland, OR  
Architect: Skidmore, Owings & Merrill

Whatever you design that needs to be transparent, tough, and attractive—and safe—there's a grade of LEXAN sheet to design it with.

**LEXAN<sup>®</sup>**  
SHEET  
**Get behind it.**

**GENERAL ELECTRIC**

General Electric Plastics: What the world is coming to.


See Sweet's Architectural Catalog Ref. 8.26/GE

® Registered Trademark of General Electric Company  
TM Trademark of General Electric Company

\*Guaranteed by General Electric against breakage. If at any time during a three-year period from date of purchase, LEXAN sheet when used for glazing is broken, General Electric, as its sole responsibility under this guarantee, will give the purchaser a new LEXAN sheet.

GENERAL ELECTRIC CO.  
Sheet Products Section  
1 Plastics Avenue  
Pittsfield, MA 01201

For more data, circle A31 on inquiry card



*Beautifully  
versatile*

Now there are two ways to use Von Duprin 33 vertical rod exit devices . . . surface mounted or concealed in the stile. Both feature the unique factory-assembled touch bar, one point positive dogging with only one-eighth turn of a key, push button outside operation, and three aluminum finishes that will enhance any opening decor . . . clear anodized, bronze anodized or duranodic dark bronze. Further, the 33 devices can be equipped for electric

latch retraction so that a control station operator can flip a switch to retract the latch bolts and immediately change a locked door to push-pull condition. For complete catalog details, write for Bulletin 762.

**Von Duprin®**

Von Duprin, Inc. • 400 West Maryland Street • Indianapolis, Indiana 46225 • In Canada: Von Duprin Ltd./Ltée.

For more data, circle A32 on inquiry card

Introducing the first Marvin patio door to combine the advantages of V-groove closing and double weatherstripping. In high velocity wind and rain tests, air infiltration was the lowest ever recorded for a Marvin door. Now check the other assets

of this door. Warm, wood frame and 5/8-inch insulating glass.

Handsome, heavy duty hardware.

Attractive screen door

with a strong aluminum frame.

Marvin's famous workmanship.

Available in three sizes

—5, 6, and 8-foot

wide. Units shipped with

KD frames may be set up with

the operating door on either

the right or the left. Write or

call for literature. Marvin

Windows, Warroad, MN 56763.

Phone: 218-386-1430.

*For more data, circle A33 on inquiry card*

# A classic door: Craftsmanship and V-groove closing



**Marvin  
Windows**



# There are times when you want a feeling of warmth.



Weyerhaeuser wood doors warm up any room.

We manufacture the broadest line of architectural wood doors in the industry. Stave lumber core. Particle core. Fire. Sound retardant. X-ray. All with the natural warmth of domestic hardwood veneers. Or you can specify MDO or plastic laminate faces.

Our complete line of custom serv-

ices includes factory finishing, special detailing and beveling, machining for hardware and security devices, moisture protection, computerized estimating and coordinating production to your job schedule.

And for warm doors that also stay cool, specify Weyerhaeuser wood fire doors.

After 30 minutes in a fire, a hollow-core metal door can reach al-

most 1000°F on the side opposite the fire.

Under the same conditions, a Weyerhaeuser wood fire door will increase in temperature less than 250°F. That's a 750-degree margin of safety.

Our wood fire doors are rated at 90, 60, 45, 30 and 20 minutes. They meet or exceed all major building codes. And have been independently

# And there are times you don't.



tested by Underwriters Laboratories, Inc.

Every architectural door we make carries a full performance warranty and, where applicable, the U.L. label.

There's no better guarantee in the industry.

So, when you're thinking doors, think warm. Or think cool. But think Weyerhaeuser.

## Architectural Doors

**Weyerhaeuser Company, Box B-3021, Tacoma, WA 98401**

Send us this coupon for complete information on our entire line of wood doors. We'll also send you our new door poster. It provides a comprehensive look at our line, plus valuable code information at a glance.

Name \_\_\_\_\_ Firm \_\_\_\_\_

Address \_\_\_\_\_

City \_\_\_\_\_

State \_\_\_\_\_ Zip \_\_\_\_\_ Phone ( ) \_\_\_\_\_



**Weyerhaeuser**



## The beautiful ways

Whether your style is contemporary or conventional, progressive or traditional, Andersen suits it beautifully.

With a full line of beautiful to look at, beautiful to work with Perma-Shield® Windows and Gliding Doors.

There's the crisp, clean contemporary lines of Perma-Shield Gliding Windows.


And the flexible, functional design of Perma-

Shield Awnings and Casements. In white or our earth-tone color Terratone.

You can also take advantage of the charming, traditional character of Perma-Shield Narroline® Double-Hung Windows.

Or the slender, dramatic profile and walkout luxury of Perma-Shield Gliding Doors.

All Perma-Shield units, except the sash of the double-hung window, have the added beau-



Essex County Technical Careers Center, Newark, N.J. Robert Moran, Architect

# gets tough on vandalism soft on abrasion.

solar tints to reduce air conditioning loads. Its low heat conductivity (K 1.2) reduces winter heat loss. It is thermoformable and easily fabricated to meet your design requirements.

"Lucite" AR complies with ANSI Z97.1 1966/72 performance specifications for safety glazing used in buildings. It is finding increasing application as security glazing in banks, public institutions, and in bus


shelters, animal enclosures, door lights, partitions and hockey rinks.

Look for us in Sweet's Catalog (8.26/Du) or check "Lucite" AR abrasion resistant sheet yourself. Let us send you a test kit that demonstrates the abrasion resistance of "Lucite" AR. Write: Du Pont Company, Room 24940, Wilmington, DE 19898, or call (302) 774-2629.

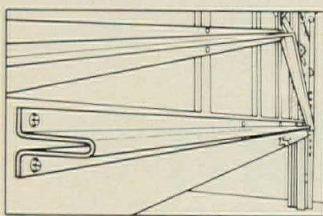
The difference is clear with  
**LUCITE® AR**  
ABRASION RESISTANT SHEET



For more data, circle A36 on inquiry card




## At Raynor we give it to you straight ...and that's the way it stays!



Most overhead type doors look great when they're first installed. But given some time and plenty of ups and downs they begin to sag in the middle.

Raynor doors won't sag . . . and for a very good reason: U-Bar reinforcement. We engineer and fabricate this special reinforcement in our own plant for all extra-wide doors.



It's this extra concern for quality that's made Raynor a brand you can depend on for residential, commercial and industrial doors made of wood, aluminum, fiberglass or steel.

Call us for more specifics.  
815/288-1431.

Or write Raynor Manufacturing Company, Dept. AR, Dixon, IL 61021 for the name of the Raynor factory-trained distributor/installer near you.



**RAYNOR™**

Raynor Manufacturing Company, Dixon, Illinois 61021

*For more data, circle A37 on inquiry card*




# finishes


# LCI 9



290



291



292

## ACOUSTICAL TREATMENT


**290 THERMOSETTING FOAM** / *Rapco-Foam* is a modified urea-formaldehyde resin with good thermal and acoustical insulation characteristics demonstrated in ASTM tests. Recent UL ratings for the exposed foamed-in-place material are: flame spread, 10; smoke density, 35; and fuel contributed, 0. / Rapperswill Corp. A\*

**291 BARRIER PANELS** / *TEC* noise-barrier panels can be easily assembled into enclosures, walls/partitions and plant offices which meet OSHA requirements. The 2-in.-thick and 32-in.-wide panels come in several lengths; a connector batten provides an integrated power raceway. / Eckel Industries, Inc.


**292 ACOUSTIC GRILLES** / A line of wood and metal fiber glass-backed grilles provide noise-dampening properties and an attractive appearance. Rated systems are available in redwood, oak, stainless steel, bronze and copper. / Forms & Surfaces.



293



294



295

## CARPETING


**293 CARPET BACKING** / Secondary carpet backing, *ActionBac* is woven entirely of polypropylene in a construction that combines flat monofilament warp with a spun filling in a tight mesh effect. It features mildew-resistance, stability, and strength; it is available in 12-ft widths, and four colors. / Amoco Fabrics Co.

**294 COORDINATED CARPET** / Designed to complement "Regent's Row" contract carpeting are these new striped, checked and square pattern styles. All are made of *Antron* nylon with static protection, with a densely woven cut and loop fabric to withstand heavy traffic areas. / Bigelow-Sanford, Inc. ID\*


**295 CONTRACT CARPET** / "Regiment" is a textured level-loop with a handmade-looking surface. The anti-static *DuPont Antron III* nylon fabric is available in a wide range of solid and heather colorations. / Bigelow-Sanford, Inc. ID\*



296



297



298


**296 HOSPITAL CARPETING** / A tufted level-loop of *Anso X* in a soft pattern, "Projection" carpet is intended especially for hospitals and health-care facilities and offices. Twelve colors are in stock. / Bigelow-Sanford, Inc. ID\*

**297 GRID PATTERN** / A cut pile *Anso* nylon carpet, "Departure" features a tri-color, three-dimensional grid pattern. Suitable for commercial applications, the carpet is warranted for five years' wear. / Salem Carpet Mills.


**298 VELVET PLUSH NYLON** / Eight different patterns, in 36 color combinations each, are available in the "Designer's Matrix" series from the Royal Scot Collection. Pile is *Enkalure II* soil-hiding nylon with static control, fusion bonded to heavy-duty backing. / Carson Pirie Scott & Co.

ACOUSTICAL TREATMENT  
CARPETING  
CEILING SUSPENSION SYSTEMS  
PAINTING MATERIALS  
PREFINISHED PANELS  
RESILIENT FLOORING  
SPECIAL COATINGS & SURFACING  
TILE  
WALL COVERING  
WOOD FLOORING

\*In 1977 Sweet's Catalog File(s): Products for General Building (A); Interiors (ID); Light Residential Construction (LC); Engineering (E); Industrial Construction & Renovation/Extension (ICR/PE).



299




302



305




308




300



303




306



309



301



304



307



310

**299 CONTRACT CARPET** / "Mac-tor" is a fusion-bonded acrylic/nylon carpet said to resemble wool, with excellent wear qualities. This Royal Scot carpet comes in 33 solid colors. / Carson Pirie Scott & Co.

**300 ROPE DESIGN** / Two-tone printed cut-pile Anso nylon, "Cross-tyne" is a woven rope design available in five colors. Carpet has a five-year guarantee. / Salem Carpet Mills.

**301 PRO-SHOP CARPET** / Manufactured of heat-set staple nylon, "Club Champion" golf shop carpeting is guaranteed for five years against tuft pull-out or damage caused by spiked shoes. Carpet can be ordered in any of ten colors. / Wellco Carpet Corp.

**302 EARTH-TONE CARPET** / A 1/8-gauge cut-loop carpet made of Antron nylon, "Design XII" has the look of woven velvet, but with a heavy wear rating. It is available in a dozen earth-tone colors. / Wellco Carpet Corp.

**303 CORD PATTERN** / "Office Park" contract carpeting is made of DuPont's Dacron III polyester, said to offer durability, ease of maintenance and static protection. / Deering-Milliken, Inc. A\*

**304 CONTRACT CARPET** / Coordinated stripes and solids in a range of heather yarns, "Ironsides" carpeting is made of DuPont's Antron III nylon with static protection. / Stratton Industries, Inc.

**305 PEBBLE TEXTURE** / "Cablecord" has a pebbly texture composed of heather colored Antron III nylon by DuPont. The heavy-duty carpeting has built-in static control. / Stratton Industries, Inc.

**306 CUSTOM PATTERNS** / The "Texturecraft III" collection is a completely custom series woven in DuPont's Antron III nylon. Shown are two suggested patterns. / Mohawk Carpet Mills.

**307 DIAGONAL WEAVE** / Eight-ply Antron III nylon fiber is woven in a diagonal direction for Interweave heavy-duty contract carpeting. The anti-static weave is slow to soil; twelve colors are available. / Bigelow-Sanford, Inc. ID\*

**308 AIRPORT CARPET** / Quotation cut and loop Antron III carpeting should stand up even to the foot traffic of airport terminals. Twelve new colors are available in this soil-hiding fabric. / Bigelow-Sanford, Inc. ID\*

**309 HEATHER CARPET** / This commercial grade carpet is manufactured by the Unibond back coating system. "Precedence" has a cut/uncut pile of DuPont's Antron III static-resistant nylon fabric. / Lees Carpet Div., Burlington Industries, Inc. A, ID\*

**310 COMPUTER CARPETING** / "COMPU-CARPET" is guaranteed to meet strict standards for electrical resistance in floor covering materials. Made of Zefran nylon filament yarn over Statex-II conductive jute backing, COMPU-CARPET comes in a range of colors and styles. / United Technical Products. A, ID\*



311



314




317



320



312



315




318




321




313



316



319



322

**311 COORDINATED CARPETS** / Thick plush acrylic/nylon pile is available in six heathered solids and three complementary stripe patterns. "Jewel Crest III" carpet by Roxbury carries a five-year heavy-duty wear warranty. / Carson Pirie Scott & Co.

**312 BERBER CARPET** / This domestic-made all-wool carpet from the Royal Scot Collection features natural colors. The carpet is fusion-bonded for good wear and appearance characteristics in commercial applications, according to the manufacturers. / Carson Pirie Scott & Co.

**313 NYLON CARPET** / A new construction method is said to give the look of woven carpet to "Starting Point/Break Away" Antron nylon carpeting from the Royal Scot Collection. The cut and loop pattern comes in 12 color combinations, with custom shades available. / Carson Pirie Scott & Co.

**314 COMMERCIAL CARPETING** / Two-tone colorways of Antron III anti-static yarns are featured in "First Magnitude" carpeting from the Royal Scot Collection. With a face weight of 34 oz, this cut and loop pattern provides a tuft bind of over 20 lbs. / Carson Pirie Scott & Co.

**315 MAZE DESIGN** / This textured level-loop Antron nylon carpet is intended for heavy-duty use. A geometric maze design is overprinted on any of seven tri-tone colormixes. The 12-ft-wide carpet, "Item III," is anti-static treated. / Philadelphia Carpet Co.

**316 PRINTED CARPET** / A fusion bonding system is used to manufacture "Arcosanti" heavy-duty carpeting. Jute backing is coated with liquid PVC; the Dow Badische Zefran fabric is embedded in the vinyl; and the carpet is heat-cured. The easily-maintained carpet is available in a wide range of colors. / Kemos Carpet Mill. A, ID\*

**317 WILTON WEAVE** / Four authentic Berber patterns are included in the "Shawmont" Collection of Zefran acrylic carpeting. Supplied in 12-ft widths, the carpet has been treated with an anti-static agent. / Philadelphia Carpet Co.


**318 SAXONY CARPET** / Certified for both residential and commercial purposes in extra-heavy-traffic areas, "Grand Slam" saxony-pile carpeting is also warranted against damage by golf shoe spikes. Carpet is made of 100 per cent Zefran nylon, a Dow Badische fiber. / Century Carpet Mills, Inc. A, ID\*

**319 EXTRA-HEAVY** / This line of cut and loop carpeting is intended for extra-heavy commercial traffic. "Claridge" fabric is 100 per cent Dow Badische Zefran nylon, and has a five-year carpet-wear warranty. / Stephen-Leedom Carpet Co., Inc. A, ID\*


**320 SPIKE RESISTANT** / "Golftrend II" is a 70-ounce dense plush carpeting insured by a five-year warranty against fiber loss or break caused by golf spike damage. It is made of Dow Badische's Zefran blend CR-4 acrylic-nylon yarn. / Seamloc Carpet Co. A, ID\*

**321 WOOL CARPET** / Suitable for both contract and residential use is this cutpile velvet finish carpet available in two-color combinations of 100 per cent wool tweed. / H. Lawrence Carpet Mills, Inc.

**322 LOOP/SHEAR CARPET** / This all-wool loop and partial shear carpet features a subtle diamond pattern, shown here in russet colorways. / H. Lawrence Carpet Mills, Inc.



323



324




325

**323 HEAVY-DUTY CARPET** / "Cordilan +" is a two-level ribbed pattern carpet of *Acrilan* nylon. Available in nine colorations including two-tone stripes as well as solids, the carpet is recommended for medium to heavy contract use. / Patcraft Mills, Inc.


#### CEILING SUSPENSION SYSTEMS

**324 CEILING GRID** / "Snaplock" ceiling grid features a simple method of joining cross tees and beams: tees are located in the ceiling grid through routs in the beam, and attach to one another. The grid is rigid before acoustical panels are laid in. / Roper Eastern Building Systems. A\*

**325 MODULAR CEILING** / Available in a variety of colors and shapes, "Contempo 8" square modules are shipped pre-assembled in 2-ft-square panels that fit standard grid systems. Made of Rohm and Haas Class 1 acrylic, the panels may also be used as soffits, wall dividers, or store displays. / Wilson Research Corp. A, ID\*



326



327



328

**326 INTEGRATED CEILINGS** / An acoustical noncombustible mineral ceiling panel, "Rockrimmon" is available in a 24-in.-square size. The edges are rabbeted so that, when installed in an exposed grid system, the ceiling surface drops below the face of the grid. / Armstrong Cork Co. A\*

**327 CEILING PANEL** / A monolithic image is achieved by "Grid Shapes" ceiling panels, that offer the look of tile with the economy of 2- by 4-ft panels. / Armstrong Cork Co. A\*


**328 CEILING PANEL** / "Textured Squares" ceiling panels provide a continuous surface effect in 2- by 4-ft panels with sound absorbing perforations hidden in the textured areas. / Armstrong Cork Co. A\*



329



330



331

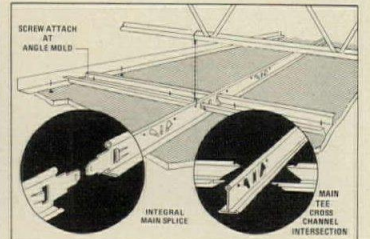
**329 CEILING PANEL** / "Circles 'n Squares" offers the look of tile in 2- by 4-ft panels. The grid is effectively disguised by the geometry of the pattern. / Armstrong Cork Co. A\*

**330 CEILING SYSTEM** / The company's "Synercon 60" system uses a new grid, specially designed lighting fixtures, air handling options and a new high efficiency acoustical board for applications primarily in open office spaces. / Armstrong Cork Co. A\*

**331 ACOUSTICAL CEILING** / "Silok" low-density mineral fiber-board acoustical ceiling panels have a Noise Reduction Coefficient of .85 in 1-in. thickness; .95 for 2-in. thickness; and .90 for 1½-in.-thick material. The Noise Isolation Class is 20 for 2-in. thickness. / Armstrong Cork Co. A\*



332



333



334

**332 CEILING PANEL** / Envelite "S" series 2- by 2-ft modules in four patterns, are ready to drop into standard ceiling grids. Handcrafted fiber glass castings that match stained glass in weight are said to be shatterproof. / ENVEL-Design.

**333 SUSPENSION SYSTEM** / This UL-listed system is a new approach to installing rated drywall suspended ceilings. Cross-tees are actually drywall screw channels formed like suspension tees; tee design is said to provide good membrane fastening qualities. / Roblin Building Products Systems. A\*

**334 ACOUSTICAL CEILING** / *Open Plan SpanAcoustic* ceiling panels are said to provide design freedom and acoustic privacy for open-plan offices. The lightweight vinyl-faced fiber glass panels are available in sizes up to 5- by 5-ft; up to 5- by 10-ft on custom order. / Holophane Div., Johns-Manville Corp. A, ID, ICR/PE\*



335



336



337

**335 METAL-FACE PANELS** / Lay-in installation and plenum accessibility are combined with humidity- and vapor-resistance in these improved metal-face panels. Ceiling panels meet USDA requirements for food handling installations and are UL-listed. / Conwed Corp. A, ICR/PE\*

**336 CEILING SYSTEM** / The "Accent Ceiling System" is based on a 4- by 6-ft module, said to be accessible, demountable, and economical to install. Coordinating tile is edged with a black line of exposed grid which eliminates lipping. / Conwed Corp. A, ICR/PE\*


**337 ACOUSTICAL CEILING** / "Module V" is a Class A noncombustible board with a NRC value of .95. Said to be impervious to humidity, the ceiling system allows for flexible lighting and HVAC placement with reduced grid members. / Owens-Corning Fiberglas Corp.



338



339



340

#### PAINTING MATERIALS

**338 RUST PREVENTATIVE** / The non-lead "9000 High Build Vinyl System" offers weather-, moisture-, and abrasion-resistance within fast-drying time, according to the company. It is available in a wide range of colors and is applicable to most surfaces and is suggested for severe chemical conditions. / Rust-Oleum Corp. ICR/PE\*


**339 INDUSTRIAL COATING** / A water-reducible acrylic USDA-approved coating, the *RUST-O-CRYLIC* 5700 system offers corrosion control, labor savings, durability and weather resistance. It adheres to a variety of surfaces, and is available in six "deep tone" colors as well as pastel finish coats. / Rust-Oleum Corp. ICR/PE\*

#### PREFINISHED PANELS


**340 PANELING** / Available in a variety of colors and simulated wood-grain, "Fire-Test" paneling is manufactured with flame-spread ratings of 30 and under or 25 and under. / Mar-lite Brand Paneling.



341



342



343

**341 PANELING** / "Weldwood High Ridge" interior paneling is available in 4- by 7-ft and 8-ft sizes and is fire-rated by Underwriters Laboratories with a Class A label. The random-planked, printed woodgrain with an oven-baked top on tropical lauan hardwood veneers is produced in three rustic birch tones. / U.S. Plywood. A, ID, LC\*

**342 PANELING** / "Weldwood Barn-board" interior paneling features regular spaced planks 8 in. apart to simulate old boards. It is produced in six colors and is available in 4- by 8-ft panels, 1/4- and 5/32 in. thick; the product is fire-rated with a Class C label by Underwriters Laboratories. / U.S. Plywood. A, ID, LC\*

**343 BRICK-DESIGN PANELS** / "Used Brick" is a staggered brick design reproduced on 4- by 8-ft sheets of 1/4-in.-thick hardboard. The easily installed and maintained paneling is available in tan, red, and white. / Masonite Corp. A, ID, LC\*



344



345



346


**344 PANELING** / Travertine marble is the design motif for "Marbletone" hardboard panels. The smooth wall panels come in 4- by 8-ft-boards, in either green or gray marble tones. / Masonite Corp. A, ID, LC\*

**345 GYPSUM WALLBOARD** / Five new patterns of *Durasan* prefinished gypsum board include contemporary stripes and white and gold solid tones. / Gold Bond Building Products. A\*


**346 BRONZE PANELS** / A new series of textures and designs has been added to this line of 1/8-in.-thick bonded bronze panels for large spaces, doors and other fixtures. The panels, some plywood-backed, are 3-ft wide by 8- or 10-ft high; aluminum, nickel, silver and copper castings are also available. / Forms & Surfaces.



347



348

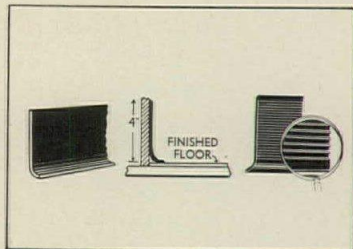


349


**347 PREFINISHED PANELS** / "Custom Granada Cork" is a new addition to the *Textone* line of vinyl-faced gypsum panels. The embossed pattern is available in saddle tan and pearl gray scuff-resistant surfaces. / United States Gypsum Co. A\*

**348 BACTERIA RETARDANT** / "Vitriform 90" porcelain-on-steel panels have a nonporous, glass-like surface which retards bacterial growth. No molding is needed, and minimal grouting requirements make the panels suitable for hospitals, doctors' offices, etc. / AllianceWall Corp. A\*

**349 WOOD VENEER PANELS** / Cedar, pine, oak and fir faces are now available in this line of 7/16-in.-thick fire-rated wall panels. The natural wood veneers come in 17 colors. / Roseburg Lumber Co. LC\*



350



351




352

## RESILIENT FLOORING

**350 RUBBER BASE** / Made of non-shrinkable non-porous rubber, this cove base has a permanently polished surface that will not wear or peel. Offered in 4, 6, and 2½ in. heights, it is available in smoke grey, brick red, black, dark brown, light brown, sand and light avocado. / The R.C. Musson Rubber Co. A, ICR/PE\*

**351 VINYL-CORK TILE** / "Cork-O-Plast" tiles from Sweden use natural cork permanently bonded between a vinyl moisture barrier and a transparent vinyl wearing surface. Sound deadening and resilient, it is available in dimensions of 300 by 300mm (11.8 in. sq), and 150 by 900mm (5.9 by 35.4 in.). / ARCO Chemical Co. A, ID\*


**352 ACCENT TILE** / "Architectural Accents" vinyl-asbestos floor tile comes in two commercial gauges: ⅛- and ⅜2-in. "High intensity" colors may be used alone for a single-color floor, or to define store areas, as traffic direction lines, etc. / Kentile Floors Inc. A, ID, LC\*



353



354




355


**353 SHEET FLOORING** / A 20-mil wear layer protects the "Roman Square" design of this heavy-duty sheet floor covering. Six colors are available in 6- and 12-ft widths. / Mannington Mills, Inc. LC\*

**354 NO-WAX FLOORING** / Shown is "Briarcliff" resilient flooring, which has a no-wax, low-maintenance traffic layer. The wear-guaranteed sheet product comes in six colors. / Mannington Mills, Inc. LC\*


**355 STAIR TREADS** / Pre-sanded backs and noses are a new feature of this line of molded rubber stair treads. Eliminating on-site tread preparation, the pre-sanding assures a stronger tread-to-surface adhesion. / The R.C.A. Rubber Co. A\*



356



357




358

**356 RUBBER FLOORING** / *Nora-*ment rubber floor tiles, manufactured in 12 colors, are said to meet the most demanding requirements for very high traffic areas. Water, chemical and cut resistant, the flooring is non-static and easy to maintain. / Trans-Continental Distributors, Inc.

**357 RUBBER UNIT PAVING** / "Traffic Tread" rubber flooring comes in several sheet sizes and a wide selection of colors. A raised burl—100 to a 11¼-in.-sq—gives the paving material good non-slip qualities. / Hastings Tile.

**358 SMOKE-RETARDANT** / *Vinylast* and *Terralast* solid-vinyl tile are now manufactured in smoke-retardant formulations to meet fire safety regulations, including those for Federally-funded health care facilities. There is a choice of ten colors, all with NBS smoke generation ratings of less than 450. / Vinyl Plastics, Inc. A\*



359



360



361

**359 VINYL FLOOR TILE** / "Custom Cortina" pattern vinyl-asbestos tile now comes in colors. For commercial and institutional use, the tiles can be installed on, above or below grade over concrete or wood subfloors; all are alkali, fire, and stain resistant. / Azrock Floor Products. A,LC\*

### SPECIAL COATINGS & SURFACINGS

**360 METAL COATING** / ENVIRON III water-borne coil coatings are designed for factory application on galvanized steel building products. The system consists of primer, finish coat, and optional backer. Finish coats and backers are supplied in a wide range of medium-gloss colors. / PPG Industries, Inc. A,ICR/PE\*

**361 CONCRETE COATING** / Zonolite Stak-N-Bond is a machine- or trowel-applied 1/8-in. glass-fiber reinforced cement-based coating, which when applied to both sides of concrete walls, eliminates the need for mortar. In white or gray, it can be painted or left unpainted. / W.R. Grace & Co. A, E,LC,ICR/PE\*



362



363




364


**362 WALLCOVERING** / "Coverall," a gypsum-based wallcovering that can be applied to any rigid surface, provides a permanent finish that becomes part of the wall. It features acoustical qualities, fire resistance, and easy application according to the company. / Marlite Brand Paneling.

**363 TEXTURED COATING** / "Del-Plex" is a flexible, weatherproof, high-build coating for masonry, prepared wood and primed metal surfaces. It is manufactured in three textures: fine, medium, or coarse (shown). Standard white color may be tinted; custom colors are available. / Del Paint Mfg. Co. A\*


**364 SLAB SEALANT** / Stress-resistant topping seals and protects ramps, decks and other above-grade slabs. Three-part coating consists of self-leveling sealant; fabric reinforcement; and epoxy top finish. Slight substrate movement will not crack surface. / Sika Chemical Corp. ICR/PE\*



365



366



367

### TILE


**365 CERAMIC TILE** / "Romany Sea Foam," decorative wall tile, is a 4 1/4-by 4 1/4-in. bright glaze tile featuring a white glaze over the surface of blue, olive, gold or beige. / United States Ceramic Tile Co. A\*

**366 QUARRY TILE** / Textured "Colonial Flash Brickplate" unglazed tile has high abrasion resistance and non-slip properties, and is frostproof, acid- and alkali-resistant. A wide color variety is offered in the 4- by 8-in. tiles. / Gail Ceramics. A,ID,ICR/PE\*

**367 SKID-RESISTANT TILE** / The dot texture on "Terrestra" ceramic tile is obtained by sanding the surface after glazing, but before the tile is fired. No-slip dot design is by Golding/Meyer. (Photo shows tiles before installation.) / Artec Ceramic Surfaces.



368



369



370


**368 SELF-ADHESIVE TILE** / Newly-introduced "self-stick" ceramic tile features "spacer lugs" for accurate installation. It is intended for application on smooth wall surfaces; border and trim tile are available. / H & R Johnson, Inc. A\*

**369 GLASS TILE** / "Module 42" is a round (1 3/8-in.-dia) vitrified colored glass tile. The French-made tile is suitable for commercial floors and walls, and is frostproof for either interior or exterior use. / Hastings Tile. A\*


**370 HAND-PAINTED TILE** / These vitreous china tiles are hand-painted in Italy in many floral and vine designs. Each tile is 8-in.-sq; four form a complete design suitable for residential and commercial floors and walls. / Hastings Tile. A\*



371




374



377




380




372




375




378



381




373



376



379



382

**371 CERAMIC TILE** / Dozens of linear, square and dot patterns in the "Serie Elementare" tile collection make possible a wide variety of special effects. These 8-in.-sq tiles come in blue/white and brown/white; they are not recommended for heavy commercial floor traffic. / Hastings Tile. A\*

**372 HEAVY-TRAFFIC TILE** / From Canada, "Frontenac" is a high-fired vitrified clay tile for floors and walls. The tile is frost-proof, acid- and stain-resistant, and does not show wear from heavy foot traffic. / Hastings Tile. A\*

**373 BATH TILE** / "System Modula" is a series of floor and wall tiles designed to coordinate with "T" shelves and other bath fixtures. Colors are red, orange, blue, white, and brown; mirrors and similar accessories are available. / Hastings & "Il Bagno" Collection. A\*

**374 FLOOR TILE** / These 9- and 12-in.-sq ceramic floor tiles are available in a choice of heavy-glaze colors. / Design-Technics Ceramics Inc. A\*

**375 CERAMIC MOSAICS** / Three colors have been added to this line of unglazed tile: dark brown; beige; and soft gold. The frost-proof tiles are small (largest is 2- by 2-in.) permitting a variety of abstract, graphic or pictorial designs for floors and walls. / American Olean Tile Co. A\*

**376 MATTE GLAZE** / "Espresso"—a deep black-brown—is a new color available in both matte and crystalline glazes. Tile is manufactured in a variety of shapes; some may be ordered in 2-ft-sq pregrouted sheets. There are matching ceramic soap dishes, towel bar holders, etc. / American Olean Tile Co. A\*

**377 EPOXY MORTAR** / *Upoxy/WD* is a 3-part, water-dispersed epoxy suitable for setting bed and grouting of quarry tile, ceramic mosaics, slate, brick, marble, pavers and pre-cast terrazo. Stain-resistant compound can be applied over plywood and concrete; six colors are available. / The Upco Co. A\*

**378 TEXTURED TILE** / A special process produces a finely-textured surface on ceramic floor tile. This non-slip surface is said to be very resistant to wear. / Franciscan Tile. A, ID\*

## WALL COVERING

**379 WALLCOVERING** / "All-Plastic" wallcovering features a sheet-vinyl surface and a substrate of spun-bonded polyester. The collection includes 123 contemporary floral and striped patterns, color-keyed to the look of cane, bleached wood and bamboo furnishings. / United-DeSoto.

**380 WALLCOVERING** / The "Koro-seal" vinyl wallcovering line consists of 45 textures and 46 colors; all materials are permanent in color, washable, and resistant to abrasion. "Koro-seal" is designed to resist scraping, chipping, or cracking in all high traffic areas. / Boyd Architectural Wallcoverings. ID\*


**381 WALLCOVERING** / "Cedar Woodstrip," thin (1/10-in. thick) pieces of real Western Red Cedar, 37/16-in. wide, in four different lengths (1, 2, 3, and 4 ft), comes packaged in clear plastic. Each package weighs 7 lbs and contains material to cover 33 1/2 sq ft; it can be applied with standard paneling adhesive. / Pope & Talbot. A\*

**382 WALLCOVERINGS** / *Vicrtex T* is surfaced with a 1/2-mil. *Tedlar* film which makes the wallcovering totally stainproof and kills staph 100 per cent on its surface within 24 hours maximum according to the company; it is available in various patterns. / L.E. Carpenter & Co. A\*





383



386




389




392



384



387




390



393




385



388



391



394

**383 WALLCOVERING** / Medium in weight, 26 ounces per linear yard, and 53-54 in. wide, "Trinidad" vinyl wallcoverings are available in 25 deeply textured colorways. / B.F. Goodrich General Products Co. A, ID\*

**384 WALL CARPET** / The "Exstic Wall System" is a latex-backed Zefran acrylic-nylon wall covering. Its use in hospitals is said to reduce airborne bacteria. The material has a Class A flame rating and good acoustical properties. / Seamloc Carpet Co.

**385 MARBLE PATTERN** / Heavy-duty fabric-backed vinyl wallcoverings are now available in "World Marble." The wallcovering conforms to FS CC-W-408A; it is abrasion-resistant and easy-to-clean. / Stauffer Chemical Co. ID\*

**386 WALLCOVERING** / "Basketry" is a stylized, non-directional geometric pattern, based on a Japanese woodblock print. It is available in brown on white; sand/white; and gold/yellow. / Karl Mann Assocs.

**387 VINYL WALLCOVERING** / Fabric-backed vinyl wallcovering is scrubable and easily removed. The vivid zig-zag pattern has a 7-in. repeat; it also comes in a blue, white, light and dark beige combinations. / Wall Trends International.

**388 WALLCOVERING** / Tone-on-tone colors and two different textures produce a three-dimensional effect. The fabric-backed vinyl covering is washable and strippable; this pattern also comes in shades of light beige and greenish gold. / Wall Trends International.

**389 TILE LOOK** / "Alhambra" is a small-scale pattern of diagonally-placed gravure-printed tiles. The wallcovering is paper-backed vinyl laminate, pretrimmed and washable; it is available in four three-toned colorways. / James Seeman Studios, Inc.

## WOOD FLOORING


**390 PARQUET** / "Singapore Teak" parquet features 12- by 12-in. blocks of genuine teak in the classic Haddon Hall design. It is available either unfinished with a squared edge or prefinished in natural or walnut finishes. / Wood Mosaic. A, ID\*

**391 PARQUET** / "Princess Anne" teak parquet features 12- by 12-in. blocks of moisture-resistant teak surrounded by single-mitered pickets. It is available either unfinished with a squared edge or prefinished in natural or walnut finishes. / Wood Mosaic. A, ID\*

**392 HARDWOOD FLOORING** / "Cumberland Oak" is an economically-priced hardwood parquet flooring. The 6- by 6-in. prefinished blocks are installed with adhesive over almost any subfloor, including concrete. / E. L. Bruce Co., Inc. A, ID\*

**393 OAK PARQUET** / Both smooth and wire-brushed finishes are available in "Stone" pattern oak parquet flooring. The 12-in.-sq blocks can be installed over almost any subfloor. / E. L. Bruce Co., Inc. A, ID\*

**394 TEAK FLOORING** / "Tiger Stripe" is a new variety of teak parquet flooring, available in colors ranging from honey to deep brown. The prefinished 5/16-in.-thick blocks have a basketweave pattern of solid teak slats. / Bangkok Industries. A\*



# Will your structures meet their esthetic demands when they're old enough to express them?

The design and construction of public utility buildings and power plants represent a unique architectural challenge: these structures are private as well as public assets that must meet both the economic needs of business and the esthetic demands of the community.

During the past ten years, Fluropon<sup>®</sup> has made a major contribution to the architectural design and economics of public utility buildings. Fluropon<sup>\*</sup> is the leading Kynar 500<sup>®</sup> fluorocarbon coating formulated full-strength to assure maximum longevity of the metal panel finish.

There are many practical reasons to specify Fluropon: low-cost maintenance, long-life color stability for matching building additions, superior adhesion to the substrate and long-term resistance to corrosion and to many common atmospheric pollutants.

But beyond the economic benefits, a public utility can make an enduring statement: we want to help preserve the esthetic values of the community.

## DeSoto, Inc.




Chemical Coatings Division  
1700 South Mt. Prospect Road  
Des Plaines, Illinois 60018  
(312) 296-6611

Write for complete information on Fluropon Architectural Coating, including technical product specifications, colors and uses.


\*Fluropon meets Pennwalt license requiring 70% Kynar 500, Pennwalt's registered trademark for its polyvinylidene fluoride resin.

## Fluropon<sup>®</sup>: Helping public utilities make an enduring statement to their communities.

For more data, circle A40 on inquiry card



**And you thought that  
B.F. Goodrich  
only made whitewalls.**



But we can make red walls, green walls, or gold walls. Barnboard walls. And grasscloth walls. Walls that have a look of leather. Full rich vinyl textured walls of all kinds.

And the B.F. Goodrich name is your assurance that they're quality vinyl wallcoverings. The very best we can manufacture.

Each pattern and design stands out because we've added a bit more to the textures. They're thick. Deep.

And because our wallcoverings are made of fabric backed vinyl, they're strong. And tough too.

So the beauty never fades.

B.F. Goodrich vinyl textures can take a lot more wear and tear than paint can. And you won't face the cost and hassle of regular repainting.

Think about it. And when it's time to cover your walls, specify B.F. Goodrich.

Get a hold of our Koroseal® swatch book. Check Sweets for your nearest BFG distributor or call Sweets Buyline (800) 255-6880.

B.F. Goodrich. Our name says it's the best.



*For more data, circle A41 on inquiry card*



8" x 8" Ember Flash—Plate No. 689

**The floor? 8x8 Murray® quarry tile available only from**

CERAMIC TILE  
**American  
Olean**

A Division of National Gypsum Company

2217 Cannon Avenue, Lansdale, Pa. 19446  
West Coast:  
216 S. Reservoir Street  
Pomona, CA 91766

For more data, circle A42 on inquiry card

Sears, Roebuck and Co. chose Roper Eastern's Tablock ceiling grid system for this store in suburban Dallas. Tablock, our original exposed grid design, features the exceptional durability and reliability necessary to accommodate the many different lighting fixtures and HVAC outlets required in such a large building.

By selecting this Roper Eastern system, the architects and contractors were assured of simple, quick initial installation and future flexibility as the store requires rearrangement to accommodate new departments and product lines.

Roper Eastern has five distinctive ceiling grid systems, including one that is classified by UL as fire resistant. And our demountable wall system offers architects and contractors even more versatility for interior design. Ask for details about the Roper Eastern systems that are right for you. Write us on your com-



pany's letterhead for a free copy of our full color publication "Insight—A Report on Ceilings and Walls for National Accounts" plus a copy of our specification insert for the 1976 Sweet's catalogue.

Contact: Marketing Director

**ROPER**

**EASTERN**  
BUILDING SYSTEMS



9325 Snowden River Parkway  
Columbia, Maryland 21046  
301/730-8800



Architect: Gordon Sibeck & Associates, Inc., General Contractor: McCord-Condron & McDonald, Inc., Ceiling Contractor: Southwestern Enterprises - Dallas, Ceiling: Roper Eastern Tablock

**At this Sears store in Texas,  
Roper Eastern's ceiling grid  
system provides flexibility  
and economy.**

For more data, circle A43 on inquiry card



## THE GRAND VOYAGER COLLECTION

Patterns inspired by Mythology transformed  
into Carpet meeting the demands of Reality

Carpet that can satisfy your strictest commercial specifications:

- Anso® soil hiding nylon
- Static control. Dense, cut pile
- Super-high twist, autoclave heat-set yarns
- 5-year commercial wear warrantee
- ASTM E-84 - FS-70, SD-85, FC-40
- Four patterns and 18 colorways
- Recommended usage — anywhere! Hotels, airports, restaurants, department stores, schools . . .
- Moderately priced at under \$13. per sq. yd. installed

When your next installation demands carpet with brilliant colorations and unique patterns, specify: THE GRAND VOYAGER COLLECTION.

another ROYAL SCOT Carpet from



FLOOR COVERING DISTRIBUTORS

13-127 MERCHANDISE MART • CHICAGO, IL

Distribution Centers: Chicago • Cincinnati  
• Cleveland • Columbus, OH • Elmwood Park, NJ  
• Ft. Wayne • Indianapolis • Miami • Milwaukee  
• Minneapolis • Pittsburgh

For more data, circle A44 on inquiry card



Building: First International Building, Dallas, Texas, completed and occupied late 1974. Architects: Helmut-Jobart & Kassabaum, Inc., Harwood K. Smith & Partners, Inc., Dallas; Consulting Engineers: Ellis & Tanner, Dallas; General Contractor: Henry C. Beck Co., Dallas; Fireproofing Contractor: Carpenter Plastering Co., Dallas.



# Why Zonolite<sup>®</sup> Monokote<sup>®</sup> fireproofing is as basic as the steel it protects.

The optimum fire protection system still remains the subject of much research and debate. But one fact is recognized: no matter what combination of sprinklers, smoke detectors and other devices are used, there should be no trade-off in basic structural protection. Zonolite<sup>®</sup> Monokote<sup>®</sup> fireproofing provides the basic protection needed to maintain the structural integrity of your building.

- Monokote protects steel columns, beams and decks, which can buckle and fail at 1100° F, and minimizes the chance of costly structural steel repairs.
- Monokote helps contain fire by minimizing the passage of heat through steel decks and concrete floors.
- Monokote becomes an integral part of your structure, sheathing supporting members with a permanent, durable, protective, monolithic surface.
- Monokote is quickly and safely spray applied to desired thicknesses for up to four hours of protection.

Monokote is a proven product, backed by the long and extensive fireproofing experience of W. R. Grace & Co. For complete information on fireproofing that is as basic as the steel it protects, contact your local Zonolite Monokote representative or write Construction Products Division, W.R. Grace & Co., 62 Whittemore Avenue, Cambridge, Massachusetts 02140. In Canada, 66 Hymus Road, Scarborough, Ontario M1L 2C8.

## GRACE

# Plaster in a Roll™ the no problem heavy-duty wallcover that covers problem walls

Plaster in a Roll™ goes up like wall paper over every conceivable surface including *poured masonry, concrete block, plaster, gypsum board, expanded foam, metal, glass, wood and plastic.*

Easily installed by any wall covering applicator, this unique *gypsum impregnated jute* product bridges small voids, hides blemishes and bumps. An optional *anti-graffiti* protective coating provides a tough, clear, low-gloss finish, highly resistant to most common stains.

If you're involved in renovation or construction in *hospitals, hotels, motels, schools, apartments, public buildings* or any *high traffic area*...if you're looking for *lead paint hazard elimination* or want a one-step process that takes you from a problem to a finished wall...take a look at *Flexi-Wall* covering systems.

We're a one-step time and money saver which can turn your problem walls into a decorator's dream. Specify Flexi-Wall Plaster in a Roll™ wherever you would use Type III heavy duty vinyl wall-covering.

**FLEXI-WALL®**  
Plaster in a Roll™

- Comes in a roll
- A one-step process to cover problem walls
- Cost competitive
- Class A flame spread
- Lead paint hazard elimination
- Exceptionally durable
- Easy installation
- Nine million square feet in use
- Saves time and money
- Decorator look with colors and patterns
- Optional anti-graffiti protection
- Goes up fast... lasts long
- Marine approved
- Needs little or no surface preparation
- Bridges small voids
- Hides minor blemishes and bumps

(Sweet's Architectural and Interior Design Files #9.13/Fl., Spec/Data File, Section 9/Wall Coverings. Means Building Construction Cost Data/Wall Covering Gypsum.)

**Call  
(803) 855-0500**

For complete architectural data and swatch book, write Flexi-Wall Systems, P.O. Box 477, Liberty, South Carolina 29657.

For more data, circle A48 on inquiry card

Heather White #0002  
Holiday Gold #0005

New-Edinburgh Blue #0001

Glasgow Green #0004

Loch Green #0006

Lanark Yellow #0003

Rajah Blue #0008

Delhi Orange #0007

Fern Green #0018

Assam Brown #0010

Calcutta Red #0009

**We interrupt this advertisement for a commercial break.**  
**ARISTOCON®**

Aristocon goes commercial. Now there's an alternate solution to the disadvantages of tile, parquet and carpeting in commercial flooring. Disadvantages such as seams, staining, soil build-up and maintenance.

You deserve a commercial break. And now you have it with Aristocon.

Aristocon brings to the commercial establishment the qualities that made it so successful in the home.

Surf City design shown

Aristocon is beautiful enough to dress up any shop, business or office. Tough enough to handle the traffic, spills and scuffs it must face every day.

One reason Aristocon can take the hard knocks is its exclusive no-wax JT88® wear layer. A wear layer so stain-resistant it protects against damage by iodine, alcohol, mustard, shoe polish, lipstick, hair coloring.

And, unlike other so-called no-wax floorings, Aristocon won't need a redressing. In fact, just normal cleaning and occasional power buffing restore its original lustre.

When you specify Aristocon for commercial applications, you know you're getting a hard-working beau-

ty. One with the convenience of 6 and 12-foot widths for few seams.

The Aristocon alternative. Beautiful. Tough. And easy on your pocket-book.

See us in Sweet's Light Construction File or write for free sample and architectural folio.



Mannington Mills, Inc., Dept. A76,  
Salem, N.J. 08079. Over 60 years of  
fine flooring. Others by Wellco Carpet Corp.,  
Calhoun, Ga., a wholly owned subsidiary.

**mannington**  
SUCCESS IS BEAUTIFUL

For more data, circle A49 on inquiry card



# The sky's the limit for new uses of Kynar 500\* based coatings.

Architects, owners, builders and applicators are developing new uses for Kynar 500 based coatings every day. Their interest in new applications is proof of the performance of these modern architectural coatings.

Only ten years ago, Kynar 500 based coatings were specified for wall panels, louvers, and miscellaneous trim on industrial and small commercial buildings.

Today these coatings have earned their way onto gravel stops, curtain wall panels, windows, sun screens, ceiling panels, roofing and signs—for office buildings, hospitals, apartments, stadiums, power plants, department stores, and residences.

It's easy to see why. Coatings based on Kynar 500 retain their original beauty and durability for years and are virtually maintenance-free. They also resist chipping, cracking, fading and peeling. In brief, Kynar 500 based coatings are a standard of quality in architecture today.

To learn more about the exceptional properties Kynar 500 imparts to coatings, contact the Plastics Department, Pennwalt Corporation, Three Parkway, Philadelphia, Pa. 19102. (215) 587-7519.

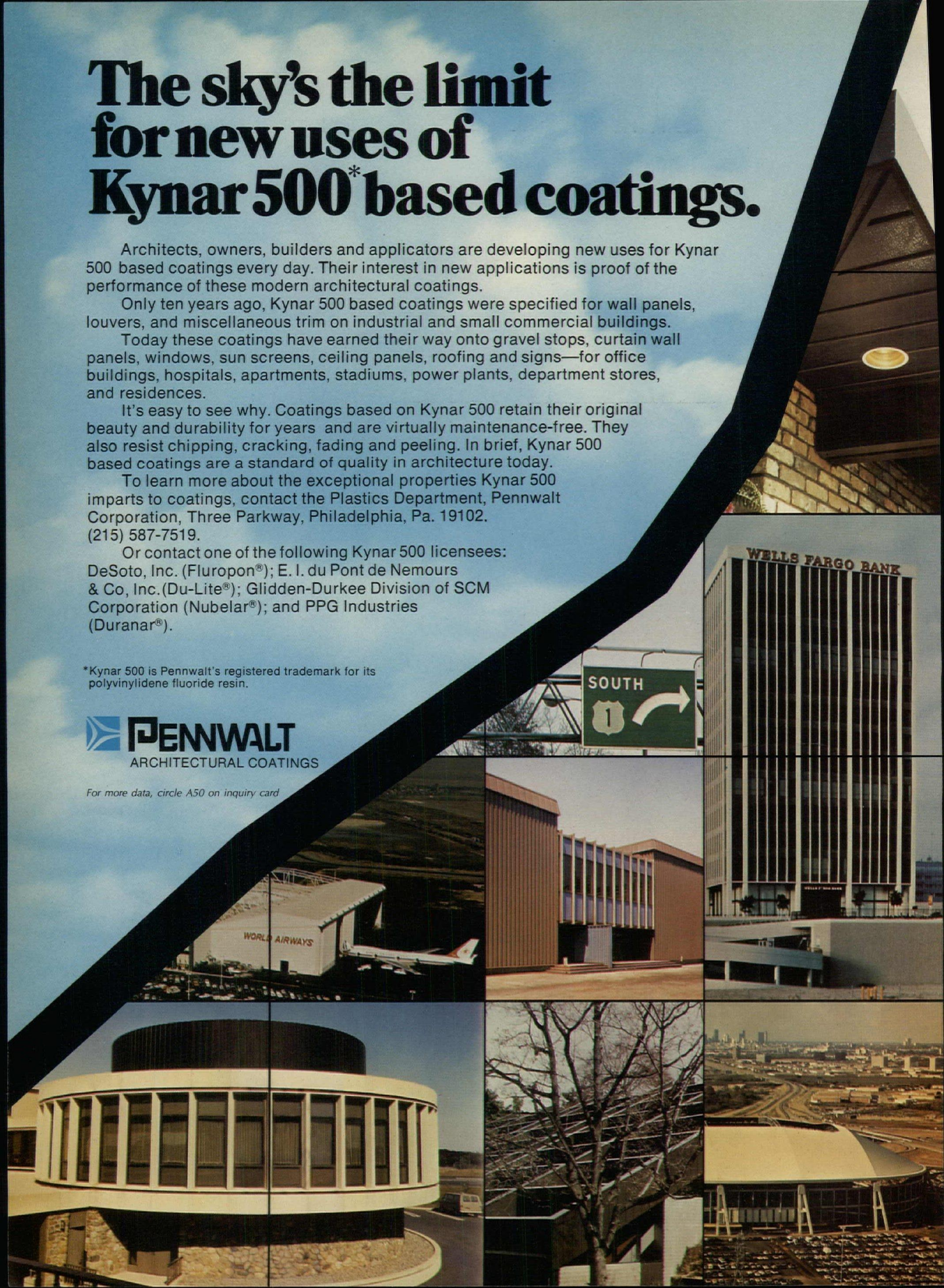
Or contact one of the following Kynar 500 licensees:



DeSoto, Inc. (Fluoropon®); E. I. du Pont de Nemours & Co, Inc. (Du-Lite®); Glidden-Durkee Division of SCM Corporation (Nubelar®); and PPG Industries (Duranar®).

\*Kynar 500 is Pennwalt's registered trademark for its polyvinylidene fluoride resin.

 **PENNWALT**  
ARCHITECTURAL COATINGS

For more data, circle A50 on inquiry card





**Spectacular Ceiling Patterns,  
Distinctive Room Dividers,  
Countless Other uses With New  
Decorative Acrylic Sheeting.**


*Lighter than glass, stronger than glass, will not shatter.*

Chromo-Flex decorative sheeting is made by an exclusive, patented Glasflex process and is uniquely beautiful, durable, versatile. Drawing on years of specialized experience in acrylic casting, Glasflex technicians perfected this mosaic cast acrylic. In predesigned and custom designed panels, monolithically cast, it is superior to extrusion and calender sheets.

Chromo-Flex presents an endless horizon of imaginative possibilities to builders, architects, interior decorators and anyone else whose product or services can be helped by striking new decorative effects. Choose from 12 design panels or we will custom design to your needs. Sizes 2' x 2', 2' x 4', 4' x 4'.

**Some of Many Chromo-Flex Applications** • Ceilings • Room Dividers • Special Lighting Effects • Tub and Shower Enclosures • Furniture Decorative Panels • Lamp Shades • Canopies and Marquees • Commercial Displays • Stained Glass Windows • Company Logos

# CHROMO-FLEX®



**Typical Chromo-Flex Patterns.** Distinctive standard and custom designs to help you achieve striking effects in any decor.

**Advantages of Chromo-Flex:** Color-fast • Easily workable. Can be: Thermoformed, sawed, machined, drilled, shaved, milled, cemented, butt-welded. Use anywhere glass or wood is used. Stained glass effect at substantially lower cost.

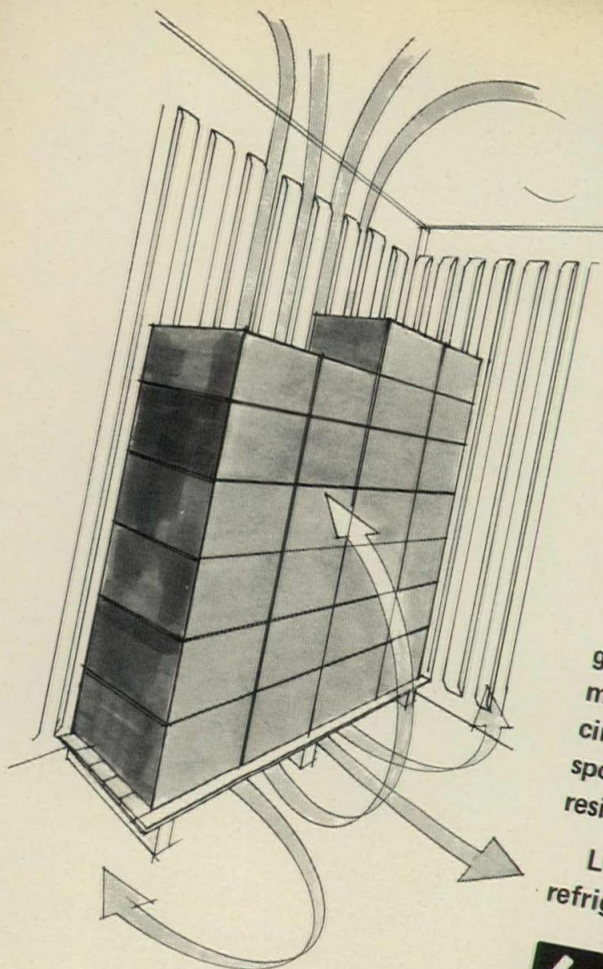
For full information, phone or write



**glasflex CORPORATION**

9 Stirling Road, Stirling, N. J. 07980 • (201) 647-4100

For more data, circle A51 on inquiry card



# Glasbord® ribbed panels help your refrigerator refrigerate.

...foodstuffs stay fresher

Glasbord ribbed panels on your cooler walls allow free flow of cold air around tightly stacked boxes, bins, and cartons. Foodstuffs stay fresher, spoilage is reduced, profits go up.

Glasbord ribbed panels are a tough, durable fiber glass reinforced plastic (frp) lining material, compression molded with protruding ribs to assure maximum air circulation at wall areas. "Hot spots" that encourage spoilage are eliminated. Panels are nonporous, stain resistant, USDA accepted.

Learn how Glasbord ribbed panels can help your refrigerators refrigerate. Get the full story today.



**KEMLITE CORPORATION**  
P. O. Box 429, Joliet, Illinois 60434

For more data, circle A52 on inquiry card

## Hearing Aids...

for all indoor/outdoor areas



Even in high traffic areas, ADCO telephone booths are hearing aids—they make conversations easier to hear, be heard, and not be overheard. Thick acoustical blankets, behind the perforated interior

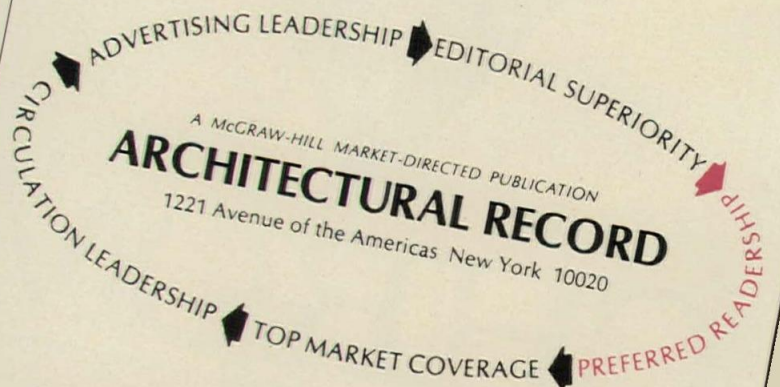
walls, trap noise and ensure telephone privacy. Send today for free color brochure on ADCO booths for every location and need.



**ACOUSTICS DEVELOPMENT CORPORATION**  
and its BURGESS-DAY DIVISION  
P.O. Box 397—1810 Holste Rd., Northbrook, Ill. 60062  
312/272-8880 In Canada: Toronto • Montreal

For more data, circle A53 on inquiry card

When one advertising value leads to another . . .  
and another . . .  
and another . . .




A MCGRAW-HILL MARKET-DIRECTED PUBLICATION  
**ARCHITECTURAL RECORD**  
1221 Avenue of the Americas New York 10020


**PREFERRED READERSHIP**  
Winner of 33 out of 33 independently sponsored readership studies conducted among architects and engineers over the last 5 years.

... you've located the leader!

continued from page 45



**D24 WEATHERING STEEL** / A 17-page booklet discusses *Cor-Ten* high-strength, low-alloy steel in architectural applications. Topics covered include suggested fabricating and handling methods, maintenance and fastening procedures, effects of various environments, and painting information. / U.S. Steel Corp.



**D25 LOAD-BEARING STUDS** / A 16-page brochure provides comprehensive product and framing information on load-bearing steel studs for apartment and commercial buildings up to 3-stories high. Studs feature a C-channel design for extra strength at critical points; studs may be nested to meet varying load requirements. / United States Gypsum Co.

## WOOD & PLASTICS

**D26 ROOF TRUSS** / A kit gives details of the "Gang-Nail" ten-year warranty program for roof and floor truss components used in residential construction. / Automated Building Components, Inc.

**D27 PLYWOOD STAIRS** / Minimum plywood recommendations for stairway applications are presented in a technical flyer. Results of concentrated load tests conducted to ANSI standards are shown in drawings and charts. / American Plywood Assn.

**D28 OVERLAID PLYWOOD** / An illustrated bulletin gives information on medium-density overlaid plywood, a combination of exterior-grade plywood and a resin-treated surface. Technical data, including minimum bending radius, vapor permeance and thermal resistance tables, are also in the leaflet. / American Plywood Assn.

**D29 PLASTIC LAMINATES** / The entire standard line of *Micarta* decorative laminate is shown on three swatch cards. Samples available are solids and slates; woodgrains; and patterns, marbles and leathers. The backs of the cards contain size and finish information and specifications for fire-retardant grades of *Micarta*. / Westinghouse Electric Corp.

**D30 LAMINATED WOOD** / A detailed booklet describes laminated structural wood products: decks; beams, purlins and columns; arches; and panelized bridges. Load tables, span and arch dimensions, and section properties are included. / Weyerhaeuser Co. A\*

**D31 WOOD DESIGN** / The importance of basic college courses in wood and plywood design is stressed in an 18-page brochure. Architects' and engineers' comments on the need for expertise in wood design are illustrated by photos showing structural applications of wood and plywood. / American Plywood Assn.

**D32 SLAVE PALLETS** / The use of plywood pallets in automated storage and retrieval systems is discussed in a new data sheet. / American Plywood Assn.

**D33 WOOD FOUNDATION** / How the use of plywood-sided wood foundation walls can cut heating costs is shown in a four-page bulletin. / American Plywood Assn.

## THERMAL/MOISTURE PROTECTION

**D34 WOOD SIDING** / A full range of wood-sidings is shown in an illustrated 24-page catalog. Included are hardboard, plywood, and cedar siding and shingles; construction details, wall sections and finish recommendations are given. / Weyerhaeuser Co. LC\*

**D35 SEALANTS** / A selector chart provides performance characteristics, specification ratings, joint sizes, surface types and colors for a line of construction sealants for caulking and glazing applications. Compression and structural gaskets for glazing systems are also described. / Tremco.

**D36 WATERPROOFING** / A four-page bulletin describes *TREMproof* waterproofing systems for below, on, and above-grade. Application data are given on liquid waterproofing polymers and masonry preservatives; detail drawings show typical installations. / Tremco.

**D37 INSULATION KIT** / The brochure presents a completely portable two-part kit for producing six types of urethane foam used in insulating and caulking. The "foam machine in a carton" comes in small-, medium-, and large-volume units, including an *ArcticPak* for cold weather applications. / Insta-Foam Products, Inc. E\*

**D38 METAL ROOFING** / Product literature reproduces all standard colors, including the new dark bronze *ColorKlad* prepainted galvanized roofing sheets. / Vincent Brass & Aluminum Co. A\*

**D39 SAFING INSULATION** / Results of fire-testing *Thermafiber* safing insulation are reported in a four-page brochure. *Thermafiber* is a precision-formed, mineral fiber, semi-rigid felt designed for use as a fire stop in the safe-off area of curtain-wall high-rise construction. / United States Gypsum Co.

**D40 PLYWOOD ROOFING** / Plywood roof decks can cut construction costs and work with almost any support system, according to a 24-page booklet. Charts show maximum loads and spans; and fire and wind ratings. Insulation tips are also given. / American Plywood Assn.

**D41 PREFINISHED SIDING** / "Panel 15" is an aluminum-overlaid plywood panel for exterior walls and decorative applications. The panels combine structural sheathing, reflective insulation, and a baked-on, weather-resistant enamel finish carrying a 15-year guarantee. Panels and components are shown in a 12-page brochure. / Weyerhaeuser Co.

## DOORS & WINDOWS

**D42 CURTAIN WALL** / An eight-page brochure describes the "SW-8900" curtain wall system, which is said to keep metal, erection, and glazing costs to a minimum. Featured details include a concealed operating vent identical in appearance to fixed glass lights. / Kawneer Architectural Products. A\*

**D43 THERMAL GLAZING** / Energy-saving insulated glass holding systems are described in a 12-page brochure. Basic detail drawings and on-site installation photos are used to explain each *Thermal Barrier* window, curtain wall, or glass framing product. / Kawneer Architectural Products. A\*

**D44 WOOD DOORS** / A complete line of wood-veneer-faced doors for both interior and exterior use is described in a 20-page catalog. Included are fire-resistant and X-ray doors. Installation methods and recommended finishes are shown in detail drawings. / Weyerhaeuser Co. A\*

**D45 DOORS/FRAMES** / An eight-page brochure describes *Doormaster* commercial frame, door and hardware assemblies. Section drawings of components are shown; prefinished wood, plastic laminate, hardboard and hollow metal doors are included in the line. / Ampco Products, Inc.

**D46 STEEL DOORS** / An illustrated color catalog outlines design and construction features of *Kewanee* honeycomb-core steel doors and frames, fire-rated doors and stick systems suitable for apartments, motels and other commercial and residential buildings. / United States Gypsum Co. A\*


## FINISHES

**D47 ACOUSTICAL CEILING** / New data sheets provide installation and maintenance information on "Boulder" and "Butte" textured mineral acoustical panels. Fire, thermal resistance, and sound test ratings for these Acoustone ceilings are given. / United States Gypsum Co.

**D48 TEXTURE FINISH** / Seven fact sheets feature close-up photos of sprayed, rolled or brushed textured finishes for walls and ceilings. The non-asbestos coatings hide minor defects in drywall surfaces. / United States Gypsum Co.

**D49 CUSTOM CARPETING** / An illustrated workbook suggests custom carpet design possibilities for special themes and applications. / Berven Carpets Corp.


**D50 CARPET CERTIFICATION** / A booklet explains how a fiber manufacturer can certify a carpet's performance under normal conditions for the traffic class specified. / Dow Badische Co.




**D51 CARPET GUIDE** / A revised "Contract Carpet Selection and Specifications Guide" describes the testing of carpet fibers and yarns to assure high performance levels in all areas: wear, soil resistance, flammability, delamination and static control. / Dow Badische Co.

more literature on page 121

# uci10 specialties



408



409



410


## CHALKBOARDS & TACKBOARDS

**408 WRITE-ON BOARDS** / "Rite-On, Wipe-Off" writing boards are constructed of specially treated porcelain on steel; they form a dustproof writing system when used with dry-marker pens. They also serve as projection screen and magnetic bulletin board. / AllianceWall Corp. A\*

**409 TACKBOARD** / A light, reversible tackboard made in a variety of colors is fabricated with an expanded foam core coated with patented gypsum jute fabric. / Flexi-Wall Systems. A\*

## COMPARTMENTS & CUBICLES

**410 OFFICE PARTITIONS** / Free-standing partitions require no attachment to floors or walls, and can be moved and reassembled. Partitions are available in a variety of heights and wall coverings, including vinyl, carpet, high-pressure laminate and fabric. / Apton/Interlake, Inc.



411



412



413

## FIREPLACES

**411 BUILT-IN FIREPLACE** / These front-opening 28-, 36- and 42-in. built-in, zero-clearance pre-engineered fireplace systems feature one size chimney for all three models. Refractory brick lines the back, bottom and sides of the firebox. / Temco, Inc.


**412 FIREPLACES** / The "M-35" fireplace is approved and designed specifically for use in mobile homes. It is freestanding, burns real wood or gas logs, and features an elevated hearth. / Western Fireplaces/A.R. Wood Mfg. Co.

## FLAGPOLES

**413 ELECTRONIC POLES** / The fully automatic pole raises and lowers flags via electronic sensor. The flag is tucked inside the pole for night and foul weather protection. Flagpoles are available in 30-, 35-, 39-, 45-, and 50-ft lengths and custom-designed up to 112 ft. / Electronic Flag Poles, Inc. A\*

## MICROGRAMMA microgramma

414



415



416

## IDENTIFYING DEVICES

**414 LETTERS, GRAPHICS** / Seventeen styles of injection molded Plexiglas letters and numbers, 1/4 in. to 10 in.; and 21 styles of dimensional foam letters and graphics, 6 in. thru 24 in., are available in a variety of colors. / Scott Plastics Co.

**415 HELVETICA LEGENDS** / *Instalign* lettering is made of self-sticking vinyl for indoor/outdoor use. It is self-aligning and available in white or black in 1- to 6-in. characters. Letters resist abrasion and solvents. / W.H. Brady Co.

**416 CLOCK-DIRECTORY** / "Scribe-a-lite" lighted directory with clock has two columns of interchangeable lettered inserts. Various clock designs are available. The finish is polished chrome plate, but others are available. / Copley Mfg. Co.

CHALKBOARDS & TACKBOARDS  
COMPARTMENTS & CUBICLES  
FIREPLACES  
FLAGPOLES  
IDENTIFYING DEVICES  
LOCKERS  
PARTITIONS  
POSTAL SPECIALTIES  
PROTECTIVE COVERS  
STORAGE SHELVING  
TELEPHONE ENCLOSURES  
TOILET & BATH ACCESSORIES  
WARDROBE SPECIALTIES





417



418




419

**417 POST-PANEL SIGNS** / Nomar fiber-reinforced polyester for exterior and interior applications is nonstatic and repels both chemicals and solvents. Images and messages are sub-surface embedded into fiber and polyester to protect them. / Jas. H. Matthews & Co., Architectural Div. A\*

**418 GRAPHICS** / Custom-designed architectural graphics are applied to an "ALKCOrlylic" lens that resists peeling, cracking or scratching. / Alkco Mfg. Co.

### LOCKERS

**419 LOCKERS** / Available in a variety of sizes and designs, "Decible II" features sound-deadening rubber cushions that absorb door shock, and a reinforced panel of insulation to reduce door-impact noise. Construction is sheet steel, with baked enamel finish. / Penco Products, Inc. A\*



420



421




422

**420 LOCKER DOOR** / An optional locker door on "All-American Athletic Lockers" combines ventilation with security. Partitions between box lockers are standard 3/4 in. 13-gauge expanded metal for maximum ventilation. / DeBourgh Mfg. Co. A\*


### PARTITIONS

**421 SOUND SCREEN** / The system's sound-absorbing performance results from two 1-in.-thick layers of *Fiberglas* insulation, faced on either side with a molded shell of sound-diffusing *Fiberglas Glastrate*. The system consists of three 30-in.-wide, 60-in.-high panels. / Owens-Corning Fiberglas Corp.


**422 WALL PANELS** / Sound absorbing panels combine a 1-in. layer of *Fiberglas* insulation with an outer covering of polyester fabric available in 21 colors. They are delivered factory finished, and can be adjusted on-site. / Owens-Corning Fiberglas Corp.



423



424




425


**423 ACOUSTIC PANEL** / Available in all standard sizes (including seated and standing privacy heights), the panels will accept all company suspended storage and work surfaces. Twenty standard fabric colors are available. / Hauserman, Inc. A\*

**424 ACOUSTICAL SCREEN** / Called "Screen-One," this screen has a Noise Reduction Coefficient (NRC) of .95 and a Sound Transmission Class (STC) of 24. Metal and fiber glass construction and flame-retardant fabrics also give the screen Class A status. / Vogel-Peterson Co.


**425 OFFICE SCREENS** / Six geometric patterns in 19 colors decorate these landscape screens. A rating of .90 Noise Reduction Coefficient (NRC) and a Sound Transmission Class (STC) of 24 are claimed. "PlanScape 2" is available in three heights: 55, 63 and 75 in. / Vogel-Peterson Co.



426



427



428


**426 DRYWALL PARTITION** / For residential construction, these steel stud partitions are lightweight, non-load bearing assemblies framed with steel channel studs that snap into steel floor and ceiling runners. The partitions are faced with *SHEETROCK* gypsum panels. / United States Gypsum Co.

**427 ACOUSTICAL PANEL** / Part of the "Action Office" open plan furniture system, this two-sided acoustical panel has had its absorption coefficient raised from a minimum rating of .70 NRC (Noise Reduction Coefficient) to .95. It was achieved by using fabric surfaces and fiber glass on steel. / Herman Miller, Inc.


**428 OAK TRIM PANELS** / "Series 95" panels feature natural oak or walnut frames measuring 3 by 3/4 in. The panels are available in fabric or carpet coverings, in both straight and curved configurations from 36 by 60 in. to 60 by 72 in. An NRC of .95 is claimed. / Panel Concepts, Inc.



429



430




431

**429 ACCENT SCREENS** / *Accent-A-Screen* components rest in a black base supported by chrome feet. The round screen is 54 in. in diameter; the triangular screen is 54 in. wide at the base and its 56 in. height can be adjusted to 61 in. A choice of patterns and colors is available. / Hoover Systems.

**430 ACOUSTICAL SCREENS** / Available in a variety of colors, fabric covered acoustical screens come with a range of accessories which may be attached to the surface of the panels. Panel heights of 57 $\frac{3}{4}$  in. and 71 in. are available. / Deko Industries, Ltd.

#### POSTAL SPECIALTIES


**431 CENTRALIZED MAIL BOX** / Cluster arrangements of eight, 12 and 16 compartment boxes are available; the three sizes fit the same pedestal. Welded and riveted heavy-duty aluminum construction meets postal regulations. / American Device Mfg. Co. A\*



432



433



434


#### PROTECTIVE COVERS

**432 ROOF SYSTEM** / A 1-ft wide flat bottom ceiling pan system provides a finished ceiling for outdoor living areas. Kits, in aluminum only, are shipped completely packaged with exact-sized members, predrilled holes, and a 6-in. integral gutter "K" fascia; the system may be freestanding or wall-hung. / Metal Awning Components, Inc. A\*

#### STORAGE SHELVING

**433 CABINET STORAGE** / The "Compactus" system features manual, semi-automatic hand-wheel systems and fully automatic operation, all metal construction, baked enamel finish, and tracks installed flush with the floor. / Drummex, Inc.

**434 POST SHELVING** / Shelving utilizing the beaded post is available for open- and closed-type installations with a choice of 36-, 42- and 48-in. widths; 12-, 18- and 24-in. depths and 84-, 96- and 120-in. heights. The stock color is "Dove Gray." / Lyon Metal Products, Inc. A, ICR/PE\*



435



436




437

**435 STEEL SHELVING** / The "Fullspace XL" steel system of lateral shelving units mounted on rail-riding carriages allows a load capacity of 9000 lbs. per carriage. A range of decorative options is available. / Lundia Myers Industries, Inc.


**436 MOBILE FILING** / Rail-riding mobile carriages from 3-ft manuals to 68-ft long electric units with capacities up to 90,000 lbs (as shown) feature structural aluminum members. Passive fail-safe flooring is provided for push-button controlled electric carriages. / SpaceSaver Corp. A, ID\*

#### TELEPHONE ENCLOSURES

**437 TELEPHONE BOOTH** / "Courier" is a compact outdoor/indoor telephone booth made of bronze-finish aluminum. Perforated anodized aluminum acoustical back panels, open bar shelf, and tinted tempered glass side panels are additional features. / Acoustics Development Corp. A\*



438



439




440

#### TOILET & BATH ACCESSORIES

**438 PLASTIC HOLDERS** / "Serie Gronda" is a complete system of wall hanging accessories ranging from soap holders to bathroom wall units with sink. The line is made of molded plastic of the high impact type. / Hastings Tile & "Il Bagno" Collection.

**439 MEDICINE CABINET** / "Accessori" is a modular design to work with 5- by 10-in. wall and floor tile. "Accessori" features polished stainless steel trim, colored glass accent stripe to match bath fixtures, and mirror glass. / Hastings Tile & "Il Bagno" Collection. A\*

**440 NYLON GLASS HOLDER** / Two versions of this wall-mounted glass holder are new items in the line of solid nylon fittings from the company. The flat bottom unit (shown) and the round bottom one both feature anti-theft installation and are available in ten colors. / The Ironmonger.




441




444




447




450



442



445




448




451



443



446



449



452

**441 WASTE RECEPTACLE** / Constructed of satin finish stainless steel, the large capacity unit slides out from under the counter for servicing. / The Charles Parker Co. A, E\*

**442 PAPER HOLDER** / A stainless steel combination dual paper holder-sanitary napkin disposal unit features a removable waste receptacle and self-closing disposal door. A new roll is exposed by sliding the compartment door to the other side of the unit. / The Charles Parker Co. A, E\*

**443 BATH CABINET** / "Tube" is finished in colors with a shiny wet-look. The recessed cabinet comes in two sizes, and is reversible for right- or left-hand door swing. Dimensions are 18½ by 28½-in. / NuTone Div., Scovill.

**444 DISPENSER** / A recessed stainless steel combination feminine napkin-tampon vendor features a convertible coin mechanism for 5-, 10- or 25-cent operation. It has a capacity of 15 feminine napkins and 22 tampons. / Bobrick Washroom Equipment, Inc. A\*

**445 TOWEL DISPENSER** / This recessed stainless steel satin-finished paper towel dispenser and waste receptacle is designed for installation in low traffic washrooms where space is limited. It is offered in recessed or surface-mounted models. / Bobrick Washroom Equipment, Inc. A\*

**446 WASHROOM ACCESSORIES** / The "Trimline" series is available in 13 satin-finished stainless steel recessed models designed to meet the requirements of all commercial washrooms; units are fitted with doors that completely cover recessed cabinets. / Bobrick Washroom Equipment, Inc. A\*

**447 BATHROOM CONSOLE** / The "Contemporary Mode Ensemble" features a surface-mounted cabinet available with or without side lights, switch and convenience outlet. The matching vanity bases come in a choice of sizes with or without built-in drawers, in two colors. / General Bathroom Products Corp.

**448 TUB RECESS KIT** / Available in three colors, each fiber glass kit includes two side panels, one overlapping back panel with molded soap dish, adhesive, and caulking. Colors available are white, gold and blue. / Marlite Brand Paneling.

**449 TOILET SEAT** / Model 200 features a square back seat with sculptured styling, integral finger lift and barless top-mount hinge. It is available in plain colors and white. / Olsonite Corp.

**450 SELF-CLOSING TOILET SEAT** / Molded of high-impact polystyrene, the "Polite Seat" closes automatically, quietly and gently after the toilet is flushed; it fits virtually all regular and elongated tank-type toilets. / Polite Seat Co.

**451 HAIR DRYER** / The three-minute, high-velocity, warm "Model SH" hair dryer features a stainless steel housing, all-metal construction, vandal-resistant design and UL approval. / Electric-Aire Corp.

## WARDROBE SPECIALTIES

**452 COAT AND HAT RACK** / This one-piece rack of molded nine-ply hardwood construction features hand buffed, double lacquer walnut finish. Chrome-plated hanger strip accommodates eight walnut hangers. / Raymond Engineering Inc. A\*

# Uniquely quiet, exceptionally workable.

Up to four acoustical panels can be connected to a single post. Choice of straight — in several widths and heights — or curved. Seven colors available.

Work surfaces have been engineered to permit most efficient, productive and comfortable use of space.

Smooth sliding file tubs and standard utility drawers attach to bottom of any work surface, individually or in combination. Four color choices.

Unique mounting conceals all slots, eliminates gaps, prevents sound seepage which is common in exposed-slot systems. In addition, once components are in place, they cannot be accidentally pulled out.



Most open plan offices, by their nature, give you a high degree of built-in flexibility.

Now there is a system that gives you this flexibility plus something equally important: Built-in peace and quiet.

## The New Rosemount System.

The Rosemount System is built around panels that are five acoustical layers thick. A 1 $\frac{5}{16}$ " core of sound-hungry fiberglass is sandwiched between two sheets of perforated

hardboard and rugged, new sound-absorbent face fabric.

Most office noise that enters these panels is never heard from again. (Sound absorbency test results available upon request.)

You'll like the flexibility and simplicity of the Rosemount System, too. Straight and curved panels let you move in any direction. Integrated office components enable you to furnish each individual station to fit its function—and its occupant. Also, because


assembly is simple and quick, you can save money at installation time and again each time you need to change the system.

## Call 800-328-8402.

Rather than wait two or three weeks for a reader service card to get action, call this number and have us rush Rosemount Systems literature to you the same day.


Or write: Rosemount Office Systems, Inc.,

Box D, Airlake Industrial Park, Lakeville, MN 55044.



Covered by Rotopanel Patent #3,605,851. Additional patents pending.

For more data, circle A54 on inquiry card



## Give them the fireplace they want most

Consumer research studies show four important factors that you should be aware of when designing and building new homes. □ First, the most wanted new home feature, after kitchen essentials and carpeting, is a wood-burning fireplace. Most buyers surveyed listed the fireplace ahead of other features such as central air conditioning and garbage disposals. □ Second, Heatilator Fireplace stands out as the most preferred brand name among new home buyers and remodelers alike. □ Third, the Heatilator Fireplace costs less to buy and install than masonry. □ Fourth, the Heatilator Fireplace weighs less than masonry fireplaces and requires no footings or blocks. Its compact design means it will fit almost anyplace, minimizing costly structural considerations. To meet the demands of today's home buyers, yet remain profitable, design and build Heatilator Fireplaces into your homes.

For information, call toll-free, (800) 553-8905 (Iowa residents call collect (319) 385-8880), or write: Heatilator Fireplace, a Division of Vega Industries, Inc., 33106W. Saunders, Mt. Pleasant, Iowa 52641. (Also manufactured in Canada.) Also see catalog in Sweet's Files.

*"... I like the way  
it fits anyplace."*

*"and at 1/3 the cost  
of masonry."*



**heatilator**<sup>®</sup>  
AMERICA'S LEADING FIREPLACE SYSTEMS

*For more data, circle A55 on inquiry card*



Providing you with Quality and Elegance in every signing application, Scott combines superior service with:

- 17 letter styles in injection molded Plexiglas® in sizes from 1/4" to 10".
- Famous "Stickee" Backing.
- 20 letter styles in 1" thick, high-density foam. EZE-MOUNT™ or plain back.
- 48 Standard Colors. Flat or Gloss.
- Short-run injection molding and custom fabrication.

ALL FOR INDOOR OR OUTDOOR USE

Fill out and send us the attached coupon and we will send you complete catalogs of our available letter styles and colors.

**Scott**  
**PLASTICS**  
**CO.**

P.O. Box 2958  
Sarasota, Florida 33578

Name \_\_\_\_\_

Title \_\_\_\_\_

Co. \_\_\_\_\_

Address \_\_\_\_\_

City \_\_\_\_\_ State \_\_\_\_\_ Zip \_\_\_\_\_

1076AR

For more data, circle A57 on inquiry card

When one advertising value leads to another . . .  
and another . . .  
and another . . .



A MCGRAW-HILL MARKET-DIRECTED PUBLICATION

## ARCHITECTURAL RECORD

1221 Avenue of the Americas New York 10020

### TOP MARKET COVERAGE

The Record's architect and engineer subscribers are responsible for over 90% of the total dollar volume of all architect-planned building—non-residential and residential.

. . . you've located the leader!

### Sales Representatives

## What do you know about SGL fiberglass embedment signs?

Check off your answers and see how you score.

- |                          |                          |   |                          |                          |
|--------------------------|--------------------------|---|--------------------------|--------------------------|
| Yes                      | No                       |   | Yes                      | No                       |
| <input type="checkbox"/> | <input type="checkbox"/> | Graffiti proof. Paints, inks, crayons easily cleaned off.               | <input type="checkbox"/> | <input type="checkbox"/> |
| <input type="checkbox"/> | <input type="checkbox"/> | Bright colors. Won't fade even after years of exposure to the elements. | <input type="checkbox"/> | <input type="checkbox"/> |
| <input type="checkbox"/> | <input type="checkbox"/> | Vandal-proof. Thrown objects bounce off leaving sign undamaged.         | <input type="checkbox"/> | <input type="checkbox"/> |
| <input type="checkbox"/> | <input type="checkbox"/> | All signs guaranteed for 10 years.                                      | <input type="checkbox"/> | <input type="checkbox"/> |
|                          |                          |   | <input type="checkbox"/> | <input type="checkbox"/> |
|                          |                          |   | <input type="checkbox"/> | <input type="checkbox"/> |

If the answers to all of the above are "yes" you scored 100%. And if you are looking for a sign to sell that has durability and retains its brilliance and freshness, no sign made can match SGL fiberglass embedment signs.

Outstanding companies have bought our signs and are using them for truck fleets, ship stacks, railroad cars, and utility markings. Architects and designers specify our panels for exhibits, displays and building signs.

For sales representatives selling allied products or services to national accounts, our finest quality signs could be an important addition for your organization. Call or write Tom Wallis for details.

## SGL GRAPHICS

John Fitch Industrial Park  
Warminster, Pennsylvania 18974  
Telephone: (215) 672-3600

For more data, circle A56 on inquiry card

continued from page 113




**D52 ACRYLIC-WOOD FLOOR** / A binder contains 79 pages of facts and photos on *PermaGrain* acrylic/wood flooring, including gym floors. A companion selector guide provides actual samples showing the 10 shades available in the 6- by 6-in. parquet block line. / E. L. Bruce Co., Inc. A, ID\*

**D53 WALL FINISHES** / Test results which should accurately predict in-place performance of special coatings are available in a new brochure. Data on chalking and color retention, coating system integrity, humidity and abrasion are included. / H. H. Robertson Co.

**D54 CEILING SYSTEMS** / A detailed catalog describes a full line of sound control ceilings. Installation photos show mineral tile and panels; sound absorption and attenuation capabilities are also given. Thermal-acoustical insulation batts and blankets are among the other ceiling products included in the 76-page book. / Johns-Manville Sales Corp. A, ID, ICR/PE\*

**D55 CERAMIC TILE** / Ceramic tile in a variety of classical and contemporary motifs is shown in a 1976 catalog. The full-color brochure illustrates imported tiles in a range of styles, colors and sizes. / Amsterdam Corp.




**D56 SHAFT WALLS** / An illustrated manual provides detailed information on design criteria, system comparisons, installation techniques and test data on drywall assemblies for enclosing shafts in high-rise construction. The weight-saving advantages of the "C-H Shaft Wall System" are explained. / United States Gypsum Co. A\*

## SPECIALTIES

**D57 LETTERING** / A six-page condensed catalog presents 20 different styles of alphabet letters in rigid foam, in sizes up to 24-in. high by 1-in. thick. There are also mirror- and anodized aluminum-faced letters mounted on 1-in. thick foam; and background plaques and panels. / West-on-Letters, Inc.

**D58 CHALKBOARDS** / Selector guide compares characteristics of porcelain-steel chalkboard, write-on board, and composition chalkboard. Detail drawings show construction of all three types; application and mounting suggestions are given. / A-1 School Equipment, Inc.

C. Hadley Smith



**D59 SIGNAGE** / The "Signgraving" process uses an easily-operated pantograph-guided cutter to produce individual signs in laminated plastic. An eight-page brochure explains the signage system, which can supply identifying devices from nametags to complete directories. / Scott Machine Development Corp.

**D60 SCHOOL DESIGN** / A 32-page full-color concept brochure, "How to Make Old and New Schools Work... the Modified Open Plan," presents ideas for providing flexibility within educational buildings. The "Divisiflex" top-supported operable wall featured in the publication adapts spaces to changing learning methods and activities. / Modernfold. A\*

**D61 SOAP DISPENSERS** / A four-page brochure illustrates recessed and surface-mounted powdered soap dispensers, and describes a full line of hand-cleaning products. / U. S. Borax.

**D62 SOLAR SCREENS** / Typical performance data and comparisons with various types of glasses and shading devices are included in this illustrated brochure. Tables present ASHRAE and other study data on the effectiveness of "KoolShade" solar screens in reducing heat gain through glass. / KoolShade Corp. A, E\*

**D63 LOCKS** / Combination padlocks, built-in combination locks, and built-in key locks are described in a new locker lock catalog. Also covered are control-keying systems, and labor-saving combination changers. / Master Lock Co. A\*

**D64 PARTITION COLORS** / A full-color foldout displays dozens of patterns, fabric colors, and wood and vinyl trims available for this line of office screens and partitions. / Hauserman, Inc. A\*

**D65 OFFICE LAYOUT** / A brochure contains color photos of various office arrangements made possible using a system of movable walls and partitions. / Hauserman, Inc. A\*

**D66 PARTITIONS** / A four-page color folder introduces several office partition systems, furnishings, and decorative and functional accessories. / Hauserman, Inc. A\*



**D67 STORAGE SHELVING** / A four-page space planner is intended to help in the design and specification of mobile filing and storage systems, either manual or electric. A grid is included to plot workable installation layouts. / SpaceSaver Corp. A, ID\*

## EQUIPMENT

**D68 WASTE DISPOSAL** / Brochure describes the new "Side-winder" waste pulping unit for food service installations. The disposer reduces food and paper garbage up to 85 per cent; a salvage drawer provides for recovery of accidentally-discarded silverware. / Somat Corp.

**D69 DRYER EXHAUST** / A 12-page booklet provides design professionals with information on the proper installation of clothes dryer exhaust systems. Included are data on duct types, maximum permissible duct length, and some problems of multi-unit installations. / General Electric Co. A, E, LC\*

**D70 ICE MAKERS** / Three brochures describe the *Crystal Tips* line of automatic flake, cube, and chip ice makers, ice and drink dispensers, and ice storage bins. Tables show daily ice producing capacities at various incoming water temperatures, plumbing and electrical requirements, etc. / Crystal Products Div., McQuay-Perflex Inc.

**D71 DOCK RAMP** / An economically-installed 5- by 5-ft hinged-lip dock ramp is described in an illustrated brochure. The ramp floats freely with truck movement, and has a capacity of 20,000 lbs. / Serco Engineering Corp.

**D72 HOSPITAL PROCESSING** / Decontamination, preparation and packaging, processed stores, and transportation are four functional areas discussed in a new hospital processing department catalog. The 10-page booklet defines the advantages of central processing, and reviews key factors to consider in planning each hospital area. / AMSCO/American Sterilizer Co. A\*

## FURNISHINGS

**D73 FLOOR MATS** / These imported polypropylene institutional floor mats are USDA- and OSHA-approved according to an illustrated fact sheet. Tapered ramp edges provide easy movement of carts or dollies. / Diversified Imports, Inc.

## SPECIAL CONSTRUCTION

**D74 STRUCTURES** / A full color, 24-page catalog features a complete line of structural systems and components for pre-fabricated buildings, as well as a section on a new standing seam roof said to eliminate up to 80 per cent of the through-hole fasteners previously needed for roof panels. / American Building Co.

**D75 INTEGRATED CEILING** / All basic ceiling components—lighting, acoustical materials, track supports, and air distribution—are supplied by the integrated ceiling systems described in this 16-page catalog. Eight ceiling designs are shown, with details on cost, sound attenuation and absorption, thermal insulation and sizes given for each. / Johns-Manville Sales Corp., Holophane Div. A, ID, ICR/PE\*

more literature on page 131

# uci 11

# equipment



465



466



467

## BANK & VAULT EQUIPMENT

**465 VAULT DOOR** / The "American II" 3½-in. door offers 13 different appearance and performance options, including a vault ventilator built into the left door frame. / The Mosler Safe Co. A\*

**466 DRIVE-UP UNITS** / "TellerVue 12" drive-up units combine automatic banking with teller/customer contact via closed circuit television. The "Message Insertion System" option permits the bank to cross-sell their services on the TV screen. / The Mosler Safe Co. A\*

**467 BANKING TERMINAL** / The "Mark II" features its own self-contained minicomputer and mass memory. It is designed as an on-line system with full off-line fallback, and it can be installed in drive-up, walk-up and free-standing configurations. / The Mosler Safe Co. A\*



468



469



470

**468 PNEUMATIC TUBE** / "System 4000" is expandable from a few stations to over hundreds without changing the controls or the network. The new positive closure design carriers are bi-directional and quiet in operation and will not open in flight. / The Mosler Safe Co. A\*

**469 REMOTE TRANSACTION** / Available either as a direct vision system or two-way television system, the "TransVista II" uses a pneumatic tube system. / The Mosler Safe Co. A\*


**470 ALARM SYSTEM** / "Moduplex 4000" customized electronic alarm system consoles can satisfy current risk programming, and have the inherent capability to meet increased risk potential, according to the company. / The Mosler Safe Co. A\*



471



472



473

**471 REMOTE TELLER** / "Pneu-Vista 800" delivers the carrier to the teller just below the counter where it's easy to reach. One teller can serve two or more lanes of traffic, and if the teller makes an error, the carrier can be recalled in flight. / The Mosler Safe Co. A\*


## COMMERCIAL EQUIPMENT

**472 COMP TABLE** / A "jig-saw" design allows for a variety of news and composition room arrangements. "Knock-down" desk type stations support video display terminals, and reversible top for right and left hand use recommend this system for newspapers or micrographic applications. / Kreonite, Inc.


**473 WORK BENCHES** / The "Command 10" work bench with a tubular type leg and adjustable foot offers the user the possibility of 10 height adjustments from 29<sup>3</sup>/<sub>32</sub> to 37<sup>9</sup>/<sub>16</sub> in. / Republic Steel, Industrial Products Div.

BANK & VAULT EQUIPMENT  
 COMMERCIAL EQUIPMENT  
 DARKROOM EQUIPMENT  
 DETENTION EQUIPMENT  
 EDUCATION EQUIPMENT  
 FOOD SERVICE EQUIPMENT  
 LABORATORY EQUIPMENT  
 LAUNDRY EQUIPMENT  
 LIBRARY EQUIPMENT  
 LOADING DOCK EQUIPMENT  
 MEDICAL EQUIPMENT  
 RESIDENTIAL EQUIPMENT  
 WASTE HANDLING EQUIPMENT





474



475



476

## DARKROOM EQUIPMENT


**474 DARKROOM SAFELIGHT** / The #2059 darkroom safelight is typically mounted on walls over film processing tanks or work areas. This fixture provides filtered light for darkroom film processing and general illumination. / Alkco Mfg. Co.

## DETENTION EQUIPMENT


**475 DETENTION WALL SYSTEM** / A factory-prefabricated, modular detention wall system, includes tongue and grooved interlocking steel wall panels, integral bunks, utility compartments for cell lights and plumbing connections. / Overly Mfg. Co. A\*

## EDUCATION EQUIPMENT

**476 SCHOOL INTERIORS** / Full-height movable walls, screens, storage, chalk and tack, power/utility columns all interface, and work together. Complete software package includes planning help, installation, and training. / Hauserman Educators Div.



477



478




479

**477 ROLLING WORKSTATION** / The unit provides security and mobility for teachers' textbooks, files, and supplies. It features a fold-down work surface, large drawers and coat rack, hanging file system, and space for 200 textbooks. / Hauserman Educators Div.


## FOOD SERVICE EQUIPMENT

**478 DISHWASHER** / This warewasher uses 10-by-20 in. dish racks and is 42 in. wide. Stainless steel sheathing is featured and cantilever table design eliminates table support legs. / Adamation, Inc.

**479 ELECTRIC OVENS** / In both front and side loading models, these commercial and institutional baking ovens are shipped completely prewired and assembled. Lightweight construction makes most floor bracing unnecessary. / Bolling Oven & Machine Co.



480



481



482

**480 PAN WASHER** / The "Model RT-42BC" is a pass-through configuration that does away with the hazard of water drippage on the floor in front of the machine. The machine is constructed of stainless steel and approved by the National Sanitation Foundation (NSF). / Metalwash Machinery Corp.

**481 WATER DISPENSER** / A compact office water dispenser that replaces bottled water is designed for use with a coffee maker that can be placed on the dispenser's top surface, which is 34 in. high, 24 in. wide and 20½ in. deep. All fittings are made of metal; all tubing is copper. / McQuay Group, McQuay-Perfex Inc.

**482 HOT WATER DISPENSER** / Called the "Steaming H<sub>2</sub>O Tap," Model H778 provides 190 F hot water at the kitchen sink, instantly. It is used in institutions for making instant foods. The unit was designed with an all-chrome finish. / In-Sink-Erator Div., Emerson Electric Co. A\*



483



484



485


**483 FOOD CUTTER** / Two high speed cutlery stainless steel knives cut quickly and cleanly. The stainless steel bowl and aluminum bowl cover detach easily, without tools, for sanitary clean-up. / Hobart Corp. A\*

**484 DELI SCALE** / A digital sequential computing scale for restaurant and deli applications, Model "1510" automatically computes the total cost of items sold by the pound. / Hobart Corp. A\*

**485 FOOD SLICER** / For high volume commercial and institutional kitchens, the 512 TMS (Top Mounted Sharpener) features a unique blade sharpener. The sharpener, stored on top of the housing, drops into place for the grinding-honing operation. / Hobart Corp. A\*



486



487




488


**486 REFRIGERATOR** / "H Series" refrigeration offers exclusive "down-duct" air circulation and a usable space savings of up to 20 per cent. High density polyurethane foam provides maximum insulation, and the seamless one piece interior liner exceeds NSF requirements. / Hobart Corp. A\*

**487 FLAKE ICE MAKER** / The *Crystal Tips* series has a production capacity of up to 2000 lbs per day for the 149 model and up to 3000 lbs per day for the 229 model. Ice makers have polyurethane insulation, and stainless steel bin liners. / McQuay Group, McQuay-Perflex Inc.

**488 WASTE DISPOSER** / A line of commercial food waste disposers feature: patented anti-jam swivel impellers; totally enclosed fan-cooled motors and specially compounded hush cushions for quiet operation. / Waste King Commercial Equipment Group.



489



490



491

**489 REFRIGERATOR** / A line of foamed-in-place urethane refrigerators and freezers in one-, two- and three-door sizes come with finishes of walnut, coral, avocado, blue and gold. Stainless steel and white vinyl, and aluminum exteriors are available. / Jordon Commercial Refrigerator Co.

**490 MOBILE BUFFET** / The base of each buffet unit is white vinyl-clad steel with a standard wood grained panel in the center, over which may be applied one of several standard colors or patterns. All units are NSF and UL listed. / The Vollrath Co.

**491 TILT KETTLE** / This steam jacketed kettle does not require a steam connection or ventilation. Only electrical supply is needed. The tilt kettle is available in three sizes: 12 qts; 20 qts; and 40 qts. It is available with mixer. / Bardeau Ltd.



492



493




494

**492 BANQUET COFFEE URN** / The "C-2500" will brew 15 gal. and produces coffee at the rate of 2500 cups per hour continuously. Overnight element keeps the water at 180 F for fast start. / Bardeau Ltd.


**493 TILT SKILLET** / This unit features an electro-mechanical tilt mechanism. The heat transfer system heats the skillet from cool to 430 F in 10 minutes. It can be used as a grill, a steamer, a stock pot, etc. / Bardeau Ltd.

#### LABORATORY EQUIPMENT


**494 LAB REFRIGERATORS** / Available in 1.5, 3, 6, 12 and 20 cu ft for laboratory, hospital and pharmacy use, the unit has drawers and adjustable shelving. An acrylic, baked enamel exterior with stainless steel is available. Interiors are hard surfaced aluminum. / Nor-Lake, Inc.



495



496

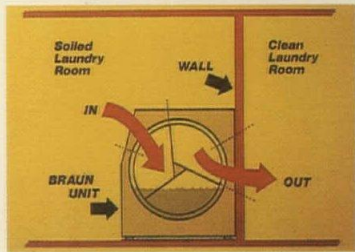


497


**495 GLASSWARE WASHING** / Fully automatic pushbutton or punch card control of washing; rinsing; separate wash and rinse water piping systems; plus fresh tap water and purified water rinses are among the operating advantages of "Newmatic F-570" laboratory glassware washers. / AMSCO/American Sterilizer Co.

**496 FUME HOODS** / *Contempra* fume hoods are said to allow operation at lower face velocities (with less use of power, hence less cost) than conventional units. Both hood models are available in three widths: 4, 5 and 6 ft. All are 34½ in. deep and 59 in. high. / Fisher Scientific Co. A,E\*

**497 BLOOD BANK** / Refrigerator has a built-in temperature surveillance module, which constantly monitors the solution temperature in Celsius. Illustrated, model "BBR-25" has six fully extendable, vertically adjustable and removable drawers. / Jewett Refrigerator Co., Inc.



498



499




500

## LAUNDRY EQUIPMENT

**498 LAUNDRY SYSTEM** / For hospitals, these material-handling systems serve pre-programmed washer/extractor/conditioner units that automatically process 100 to 800 lbs of laundry per cycle. These modular units are adaptable to any installation or operating specification. / G. A. Braun, Inc. A\*

**499 COIN-OP LAUNDRY** / Heavy-duty Kenmore coin-operated washers offer an energy-saving water valve that reduces the ratio of "hot" water mixed with "cold" to form "warm" wash or rinse water, yet the water is still at a temperature sufficient to produce satisfactory results. / Sears, Roebuck and Co. A,LC\*

**500 WASHING SYSTEM** / The "Hands-Off Washing System," which completely eliminates the need for a washroom labor force, is now available with 600-660 lb capacity "Model 7244 WTB" tilting washer-extractors. Automatic programmers control the entire operation. / Pellerin Milnor Corp. A\*



501



502




503

**501 WASHER/EXTRACTOR** / Including a dryer, the unit can be mounted on top of the other on a heavy duty steel frame. The "Space-master" is designed to utilize heavy duty laundry detergents. An automatic dispensing system controls injection of laundry detergents. / Economics Laboratory, Inc.


**502 WASHER** / The "Washmaster 590," designed for small to medium size operations does not require bolt-down. Each machine is equipped with a stainless steel manual feed door for adding either powdered or liquid products. / Economics Laboratory, Inc.

## LIBRARY EQUIPMENT


**503 LIBRARY FURNISHINGS** / The line includes open and closed base bookshelves, shelving and dividers, full vision show and security cases, mobile high-density stack and compact shelving. Seating group includes 23-, 26-, and 29-in. high study carrels and tables. / Reflector Hardware Corp., Educational Products Div.



504



505



506

## LOADING DOCK EQUIPMENT

**504 DOCK LEVELERS** / These units have a lip hinge integral with load beam support for long life. The enclosed single spring power pack has front-of-board adjustment, and ramps service truck beds from 12 in. above to 12 in. below the dock level. / Kelley Co., Inc. A,ICR/PE\*

**505 DOCK BUMPERS** / The standard thicknesses of these laminated, reinforced rubber dock bumpers are 4½ and 6 in. Such bumpers are often required for use with inclined ramps, dock door seals, canopied docks or where greater distances between truck and dock are needed. / Durable Mat Co. A,ICR/PE\*

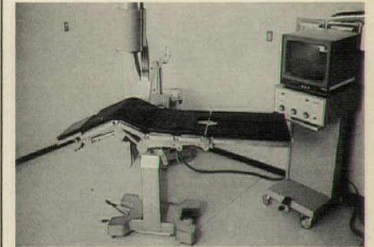
**506 HYDRAULIC LEVELER** / Basic design for the "HY Series" features a 25,000 lb. capacity on a 6-by 8-ft deck, intended for use in a normal 20-in. pit depth, interchangeable with other units in the company's full line. Optional features include corrosion protection for the main cylinder rod. / Rite-Hite Corp. A,ICR/PE\*



507



508



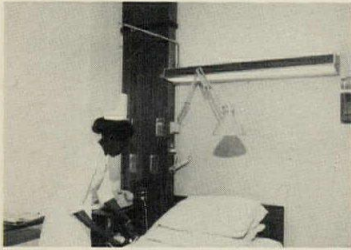
509

**507 DOCK SEAL** / A compression-type truck dock seal with an automatically adjustable "floating" design also includes a weather guard that extends over the vehicle, a sloped top to hinder accumulation of water or snow, and a sealing flap. / Kinnear. A,ICR/PE\*

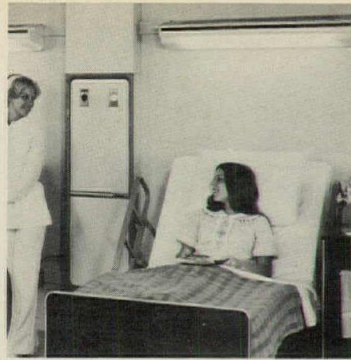
**508 DOCK LIFT** / Installed in a pit, this 2000-lb lift is flush with grade when lowered. This model "LS2-48" lift with beveled toeguard platform allows loading of appliances and other bulky merchandise into pick-up trucks. / Southworth Machine Co.

## MEDICAL EQUIPMENT

**509 SURGICAL TABLES** / "COMPAT IV" radiographic surgical tables include a permanent, floor-mounted pivot base and a choice of three interchangeable, portable surgical tables. / AMSCO/American Sterilizer Co. A\*



510



513




516




519



511



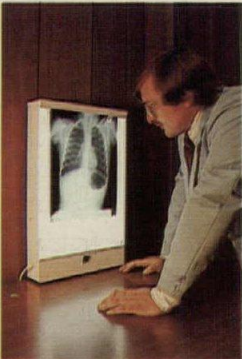
514



517



520




512



515



518



521

**510 WALL SYSTEMS** / The "Medica-Line C-66 Centron" wall systems, available to meet any ceiling height required, centralize all the essential medical care services. They are surface mounted, pre-assembled and pre-wired and can be preplumbed for all medical gases. / Keene Lighting, Div. of Keene Corp.

**511 MEDICAL WALLS** / Available in colors and wood tones, these vinyl-clad steel walls feature key components strategically located and color-coded for quick identification and use. New components can be added in a matter of minutes, according to the company. / Square D Co.

**512 X-RAY ILLUMINATOR** / A three-way rocker switch in tandem with a micro switch allows manual or film actuation of the unit. The units are 20 gauge steel finished in white baked enamel or satin finish stainless steel. They are available surface or recessed, singularly or in multiples. / Alkco Mfg. Co.

**513 MEDICAL EQUIPMENT** / The 650 *Slimcore* provides electrical power, medical gases, nurse call and other supportive nurse-patient services in a pre-fabricated, space-saving, wall-hung module. / Hill-Rom Co., Inc. A,E\*

#### RESIDENTIAL EQUIPMENT

**514 KITCHEN CABINETS** / Extruded aluminum pulls for the drawers and doors are a feature of this line, in white, numerous colors, or wood-grains. / Roseline Products, Inc.

**515 KITCHEN CABINETS** / "Forecast" offers a flush door look with hidden hinges. It is available in white, as well as many solid colors, or wood-grains. "Forecast" is made of *Formica* inside and out, and comes in many sizes, with built-in accessories. / Roseline Products, Inc.

**516 COMPACT REFRIGERATOR** / The unit is 5.54 cu ft with a 0.47 cu ft freezer. The door comes with wood-grained vinyl painted steel and flush, right-hand opening. Unit is UL listed. / Sears, Roebuck and Co. LC\*


**517 GLASS COOKTOP** / The *SmoothLine* glass cooktop features a 12 by 18-in. glass work surface with 6- and 8-in. diameter elements. Two, four and six element ranges are offered. / Distinctive Appliances, Inc.

**518 CHAR-GRILL** / A line of grills for indoor barbecuing is available in a choice of charcoal, gas or electric models in several different styles. The drop-in model sets into a 30-in. counter-top area and has a 15 by 22 in. cooking surface. / Home Metal Products Co., Div. of Mobex Corp.

**519 WALL OVEN** / The company's six-model line of 27-in. wall ovens is now available with full-width black glass doors that become "see-through" windows when the oven light is turned on. All models are rated for operation on either 240- or 208-volts. / General Electric Co. A,LC\*

**520 KITCHEN** / Solid oak slats trimmed with silver colored metal edges are details of this West German line now available in the U.S. Solid color finishes are also offered. / Poggenpohl/USA.

**521 MICROWAVE OVENS** / Microwave ovens with 1.3 cu ft capacity include a deluxe model that cooks by both time and temperature. All models in the line can be built-in as wall ovens. / Hotpoint.



522



525



528



531



523




526



529




532



524



527



530



533

**522 WASHER/DRYER** / The company recently added automatic bleach dispensers (left) to more models in its automatic washer line. The company also redesigned its dryer so that once the front of the cabinet is off, all components are readily accessible. / The Maytag Co.

**523 WASTE DISPOSERS** / Where local codes permit, a 20-amp single-circuit installation can be used with any company disposer and all of its built-in dishwashers except the top-of-the-line built-in model, GSD1050. The disposers are rated 5 or 7 amps for an average load, and all the built-in dishwashers carry a 9-amp rating. / General Electric Co. A,LC\*

**524 REFRIGERATOR** / "Model TBF-14DT" refrigerator-freezer is a 14.2-cu ft unit offering a Power Saver switch which helps minimize energy consumption. Available in colors and white, the refrigerator features right or left hand door openings. / General Electric Co. A,LC\*

**525 REFRIGERATOR** / The "TBF-21R" custom dispenser refrigerator-freezer requires an opening 31 3/4-in. wide. Adjustable half-width tempered glass shelves, adjustable door shelves and roll-out wheels are custom features, as is reduced energy consumption. / General Electric Co. A,LC\*

**526 TRASH COMPACTOR** / Model "GCG460" has a new escutcheon appearance and door latch. The unit is 14 7/8 in. wide, 34 in. high and 18 in. deep. It is capable of reducing trash volume by approximately 80 per cent. / General Electric Co. A,LC\*

**527 CUSTOM CABINETS** / A custom line of cabinets with black stained oak fronts features doors constructed of a particle wood core, veneered and edge-banded with oak. The face veneer has slight vertical grooves in 2-in. intervals. / Tielsa.

**528 WASHER/DRYER** / Model "WWA8350P" Filter-Flo system washer and model "DDE8208P" automatic dryer handle up to 18 lbs of heavy, mixed fabrics. Four dryer exhaust options and a gas version, model "DDG8288P," with three exhaust options, are available. / General Electric Co. A,LC\*

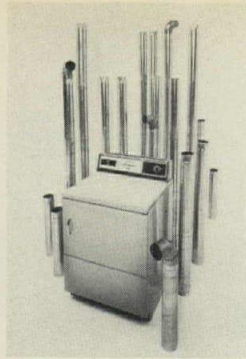
**529 RANGE** / A 30-in. free-standing glass-top range line provides a choice of oven door configurations and oven cleaning systems. All four ranges are available in white, harvest, avocado and dark copper. / General Electric Co. A,LC\*

**530 CERAMIC COOKTOP** / Clean-line glass-ceramic cooktop, model "JP684" is a 36-in. built-in. It can replace most 30- and 36-in. wide gas and electric surface sections as it extends only 4 1/2-in. below countertop level. / General Electric Co. A,LC\*

**531 BATH CABINETS** / Bathroom and dressing room cabinetry is constructed of particle board finished inside and outside with white melamine laminate. The fronts are constructed of a particle board core, finished on all sides with a heavy layer of Plexiglas in five colors and one wood veneer. / HANSA International, Inc.

**532 KITCHEN CABINETS** / The fronts are of high pressure plastic laminate bonded to a particle wood core, and horizontal edges are rounded. The cabinet body is constructed of particle board, finished inside and outside with white melamine laminate. / HANSA International, Inc.

**533 DROP-IN RANGE** / These 27-in. wide ranges meet UL requirements for zero-in. spacing between range and vertical sidewall above countertops. Standard ovens offer picture window doors. Ranges are available in colors and white. / General Electric Co. A,LC\*




534




537




540



543




535



538



541



544



536



539



542



545

**534 DRYER** / Model "DDE5300P" electric dryer features a "high-thrust" blow to offer increased exhausting flexibility in multi-family buildings. It affords expanded location flexibility by permitting ducting up to 70 ft with the use of one 90 degree elbow, and other options. / General Electric Co. A,LC\*

**535 COMPACT LAUNDRY** / The top-loading washer is 21-in. wide, 21-in. deep and 36-in. high, and has a 5-lb capacity. The companion 115-volt automatic dryer is designed for inside exhausting. It measures 21 in. wide, 18¾ in. deep and 28½ in. high. / General Electric Co. A,LC\*

**536 KITCHEN CABINETS** / Called "Heirloom," this line includes designs for kitchens, family entertainment areas, and bathrooms. Cabinets with a raised center panel in the door are made of pecan, with brass-finished pulls and knobs. / Westinghouse-IXL.

**537 REMODELING CABINETS** / The "Hatteras" line includes a hardwood frame and veneered-panel self-closing doors. There are adjustable shelves. Hardware is brass-finished. Cabinets are also available for bathrooms. / Westinghouse-IXL.

**538 GAS RANGES** / Company officials say that the new oven cuts most cooking times about 33 per cent, and also provides up to 50 per cent total savings on gas fuel consumption when compared to conventional ovens. The "Convectionaire" also features electric ignition of all burners. / Tappan Appliance Div.

**539 GRILL-RANGE** / Free-standing and drop-in ranges feature an oven that bakes with conventional radiant heat or converts to a convected-heat oven. Twin-element glass-ceramic or conventional-element cooktops are built into plug-in cartridges. / Jenn-Air Corp. A,LC\*

**540 DISHWASHER** / A new upper rack mechanism offers height adjustments, and the upper spray arm revolves on a stainless steel spindle. The washing system includes a new pump impeller and changes in the filtering system and pump guard. / Whirlpool Corp. LC\*

## WASTE HANDLING EQUIPMENT

**541 PULPING SYSTEM** / The 3-hp *SIDEWINDER* for food-service waste features simple hook-up of a single unit containing both the pulper and *HydraExtractor*. The new unit pulps waste in a water slurry, and the extracted semi-dry pulp is discharged directly into a haul-away container. / Somat Corp.

**542 PULPER** / The 5-hp *SIDEWINDER* for restaurants and institutions features recovery of accidentally thrown-out flatware; it has push-button controls. / Somat Corp.

**543 CONTAINER PACKER** / "Model 520A" is a fully automatic container packer designed to mate with standard refuse chutes found in high rise buildings. This unit packs trash in containers ranging in size from 2 to 8 cu yds in either front or rear load models. / International Dynetics Corp. A\*

**544 TRASH PACKER** / This heavy duty unit may be used wherever trash containers are used. Both front and rear load versions are offered in 5-cu yd or 6-cu yd capacity respectively. Packing forces of 20,000 lbs produce a 4 to 1 packing ratio. / International Dynetics Corp. A,E\*

**545 WASTE COMPACTOR** / Called the "AP-Plus 1" the device compacts all types of waste at a force up to 10,000 lbs, and requires 4.7 sq ft of floor space. It is mounted on casters and powered by a ¾-hp, 115 volt, 15 amp motor. / AMF Food Service Div.

# You can buy Mutschler cabinetry because it's the most expensive, or because it's the best.

Those seeking the finest in cabinetry will invariably look to Mutschler. But at the same time, they will see other attractive offerings costing less.

And until a closer inspection is made, one might well ask: Would I be paying for the Mutschler name?

Careful comparison, however, will reveal why Mutschler Cabinetry commands a higher price.

## Built the way fine furniture used to be built.

These cabinets are custom-built in Nappanee, Indiana by consummate craftsmen. They use extra-thick Oak, Maple and Cherry hardwoods throughout. And unlike most cabinets, even the shelves are solid hardwood.

All cabinet joints are mortised and tenoned with corner rails and corner blocks and interlocked in various other ways to complete a structure of incredible strength.

The drawers have dovetailed joints found only in the finest furniture.

## The perfected finish. 17 different steps.

The cabinets are machine sanded then hand sanded and hand rubbed to satin smoothness. Then stain is applied followed by handwiping and heat drying. The natural grains are then accented by shading and toning. A catalyzed vinyl sealer is applied followed once again by heat drying. And then by sanding, steel-wool smoothing, and cleaning.

A catalyzed varnish top coat is applied. Then the cabinets are oven baked. And finally, they are rubbed with a special lubricant, waxed, buffed and polished—all by hand.



*Hand-rubbed finish. 17-step process.*

You get a finish not only beautiful but highly resistant to stains and scratches.

## Storage. Are we giving away the secrets of magicians?

An ingenious variety of storage features works magic with space. Slide-out racks, baskets, vegetable bins, tote trays and can storage which all turn wasted space into active space.

Revolving corner storage making useful places out of corners. A swing-out spice rack

putting everything at your fingertips. And a large storage pantry made to handle an unbelievable array of goods using swing-out shelf units.

Along with these and many other storage options, you get adjustable shelves in upper and lower cabinets. And the upper cabinets are deeper than other makes—a full 13 inches (to hold large serving platters and oversize dinner plates laid flat).



*Swing-out spice rack.*

## The only kitchen that lets you rearrange storage features all by yourself.

If you should decide later on that you would rather have your vegetable bins where you have your pots and pans, you can do it. In fact, virtually all Mutschler storage features are easily interchangeable. Even silverware and cutlery storage features can be moved from drawer to drawer.

Think what this exclusive flexibility means to you. You can rearrange as your

needs change over the years. You can purchase additional storage features in the future.

This alone makes Mutschler cabinetry worth paying more for.

*Interchangeable racks, baskets and trays.*



## Why you should not settle for less than the finest.

The cost of cabinetry averages about 25% of the total cost of a typical kitchen remodeling project. It would be false economy to compromise on cabinetry when you can get Mutschler without adding a great deal to your total costs.

Your Mutschler Kitchen Specialist stands ready to answer all of your questions and assist you in every way possible. (He can also show you other fine cabinetry for the home including complete wall systems and bathroom vanities.)

Look under "Kitchen Cabinets" in the Yellow Pages. That's where you go for the finest.

**M MUTSCHLER**  
The quality is as high as the price.

Nappanee, Indiana 46550  
(219) 773-3111  
a Triangle Pacific Company

For more data, circle A58 on inquiry card

---

# Look At Docklevelers Two Ways



## To Save Your Clients' Money

**VIEW ONE.** With today's high labor and material handling costs, more and more owners are realizing they can't afford inefficient plain concrete docks. Many are adding permanent docklevelers to their present docks . . . and insisting they be included in new docks. Why?

Because a permanent dockleveler will pay for itself in less than a year. Some figures show a permanent dockleveler can save \$4000.00 per truck position per year . . . and often give 12 to 15 years service. **VIEW TWO.** Take an inside look at a Kelley Permanent Dockleveler. Compare it with any other dockleveler. The patented Kelley safety

and operating features — cross traffic legs, single enclosed power pack, lip hinge supports, single adjustment point, plus optional emergency "Panic Stops" — are not available on any other dockleveler. These features are what make Kelley the world's most preferred dockleveler . . . because they help attendants and equipment operate more efficiently . . . with far greater safety. So why let your clients settle for substitute docklevelers? Recommend Kelley. Then contact your Kelley Representative. He's well qualified to help you choose the best size and capacity dockleveler for your client's needs.



**Kelley Company, Inc.**  
6768 North Teutonia Avenue  
Milwaukee, Wisconsin 53209  
Phone: (414) 352-1000  
Telex: 26-661

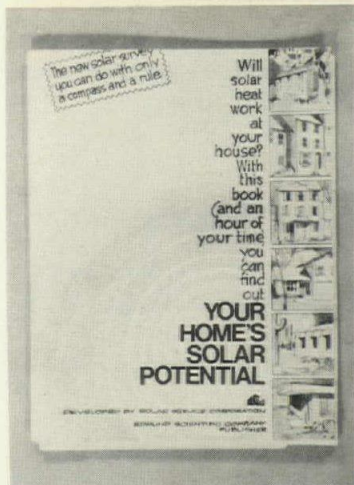
55-761A

---

For more data, circle A59 on inquiry card




continued from page 121



**D76 SOLAR HEAT** / "Your Home's Solar Potential" is a do-it-yourself survey to guide the layman in evaluating the feasibility of using solar heat in a particular house. The 60-page book also offers tips on energy saving in the home, and discusses active and passive solar heating systems. Copies are \$9.95 each from Edmund Scientific Co., 380 Edscorp Bldg., Barrington, N.J. 08007.

**D77 BUILDING COMPONENTS** / An illustrated brochure introduces the capabilities and activities of this firm's Building Systems Group, manufacturers of metal framing systems and commercial/industrial lighting fixtures. / GTEsylvania.

**CONVEYING SYSTEMS**



**D78 CRANES/MONORAILS** / An illustrated brochure describes Louden crane and monorail systems for many industrial and process applications. The relative advantages of hand-pushed and motor-propelled systems are discussed, as are the features of Selectomatic controls for automated handling, and gimbal suspension systems. / Crane & Monorail Systems Div. of Acco.

**MECHANICAL**

**D79 CONVEYOR SYSTEM** / An illustrated 12-page booklet explains the Recordlift vertical selective conveyor system. The chain-loop unit can accept up to 12 32-lb trays per minute. The models described have vibration dampening pads and solid-state controls for quiet operation. / Standard Conveyor Co. A\*

**D80 HEAT EXCHANGERS** / A series of illustrated catalogs describes the firm's extensive line of heating and cooling equipment for heavy industrial processes and Hvac applications. Included are brochures on extended surface heat exchangers; aluminum alloy, steel and stainless steel steam heating coils; finned tubes; and unit heaters for industry. / Hunt & Moscrop (Canada) Ltd.

**D81 PLUMBING FIXTURES** / An illustrated 40-page booklet offers planning and decorating ideas for bathrooms, powder rooms and kitchens. Included are tubs, lavatories, toilets, fiber glass enclosures, kitchen and bar sinks, and faucets and fittings. / Kohler Co.

**D82 FAUCETS** / Newest models and options available are included in a 24-page color catalog showing a full line of single- and two-handle washerless faucets for kitchens and baths. / Delta Faucet Co. LC\*

**D83 FAUCET VALVE** / A four-page brochure explains how the Scald-Guard bath valve protects against accidental burns. The extra safety advantages of the valves' Hot-Stop Button feature are also outlined. / Delta Faucet Co. LC\*

**D84 PLUMBINGWARE** / A concise guide covers bathtubs, whirlpool baths, china- and porcelain-steel lavatories, and water closets, including "Conservor" models which reduce water use. Twelve plumbingware colors are shown. / Briggs. A, LC, ICR/PE\*

**D85 FIXTURE** / An illustrated brochure describes a complete line of urinals, bowls, lavatories and drinking fountains for commercial use. Included in the series are 18-in.-high closets for the handicapped, and a lavatory for wheelchair users. / Briggs. A, LC, ICR/PE\*

more literature on page 153

# with Vollrath walk-ins, it's the little things that make the big difference

From top to bottom, Vollrath builds in the "little extras" — energy-saving features and convenience features. From the spec to the finished project and after, Vollrath's trained specialists can help you with your requirements. We'll follow to assure on-time delivery, and that the cooler or freezer is properly serviced after the sale — in the Vollrath tradition. Add it all up . . . the total is greater than the sum of the parts.

**Vollrath** SINCE 1874  
THE VOLLRATH COMPANY • SHERBOGAN, WIS.


- POSI-SEAL DOOR CLOSURE
- HEATED AIR VENT
- OPTIONAL SPRING HINGES
- TEMP-GUARD VINYL SCREEDS (FLOORLESS WALK-INS)
- FULLY COVERED FLOORS, CEILINGS AND CORNERS

**UL** **NSF**  
ALL CONSTRUCTION IN ACCORDANCE WITH N.S.F. AND U.L. STANDARDS

For more data, circle A60 on inquiry card

# ucit2


# furnishings



558



559




560

## ARTWORK

**558 SERIGRAPH** / From a series by N. Krushenick, this is an example of the contemporary original prints available. Among the artists regularly shown are: Agam, Adler, Altman, Bolotovskiy, Babcock, Carcan, Citron, Delaunay, Donneson, Hepworth, Kelly, and others. / Tunnel Gallery at Karl Mann Assocs.

**559 MURALS** / Anything that can be photographed or drawn can now become a mural-size, full-color graphic via a company computerized process that images with pigmented paints. Large wall-covering size paintings are produced from small camera-size photographic transparencies. / 3M Co., Decorative Products Div.

**560 TAPESTRIES** / "Tupa" is one of a series of seven new Aubusson tapestries by Victor Vasarely. Hexagonal in shape, it measures 8 ft 4 in. by 7 ft 2 in.; the other tapestries in the series are square or rectangular. / Art Vivant, Inc.



561



562




563

## CABINETS & STORAGE

**561 CABINET STORAGE** / This line of full flush door custom cabinetry is available in oak and maple woods for kitchen and bathroom cabinets as well as wall storage systems. / Mutschler—A Triangle Pacific Co.

**562 CABINET STORAGE** / This line of wall systems provides storage units for home and office use. Units are available in oak, maple and cherry woods, in a variety of furniture styles. / Mutschler—A Triangle Pacific Co.

**563 CABINET STORAGE** / The "Essex Laboratory Cabinets" feature plastic laminate drawer and door fronts in a choice of natural woodgrain or 10 accent colors. All panels are 3/4-in. particle board, and drawer bodies are hardwood. / Conco Industries, Inc.



564



565



566

**564 CABINET STORAGE** / Wall-hung, mobile, or free-standing "Unicell" is designed for health service facilities. The system, designed by Robert A. Chervenak, is based on one-piece molded plastic components which can be combined into any number of configurations. / Monitor Products/Comerco Inc.

**565 CABINETS** / Called *Systemetric* because of its modular design in metric dimensions, this line will satisfy nearly all functional requirements. Cabinet sides are available in a choice of vinyl laminated particle board, or oak or maple veneered panels. / American Seating Co.

**566 STORAGE UNIT** / "Ciarly," a cabinet that swings open from a compact unit, features mirrors, swing-out drawer compartments, and a padded seat that flips up for storage underneath. It is made of high impact plastic. / Hastings Tile & "Il Bagno" Collection.


ARTWORK  
CABINETS & STORAGE  
FABRICS  
FLOOR MATS  
FURNISHING ACCESSORIES  
FURNITURE  
RUGS  
SEATING  
WINDOW TREATMENT



567



570



573




576




568



571




574




577



569



572



575



578

**567 MODULAR CABINET** / "Cubex" cubes consist of wooden rectangles and a base which can be tapped together by hand with the use of black connectors. It is available in scratch-proof white lacquered finish, and in blond pine treated with acid-fast varnish. / Cado/Royal Systems, Inc.

**568 STORAGE** / Designed by Giulio Polvara, this shelf storage system is structured for heavy loads. Made of ABS, an impact resistant, high gloss resin, "Polvara" has six basic components. / Beylerian Ltd.

**569 MODULAR DRAWERS** / The "8400" series modular drawers feature a wrap-around support frame. Frame assemblies are available in both 36- and 18-in. high sizes for use with either 24- or 18-in. deep shelving. / Lyon Metal Products, Inc. A, ICR/PE\*

## FABRICS

**570 NUBBY-FABRIC** / "Ruffian" is a nubby-textured upholstery fabric available in sand, pewter, and earth brown, 54 in. wide. 83 per cent face yarn is 100 per cent wool; 17 per cent back yarn is 100 per cent nylon. / Stow-Davis Textile Div.

**571 LIMOUSINE CLOTH** / A fabric used in custom automobiles is also recommended for contract upholstery applications. It is 100 per cent wool, mothproofed and offered 62 in. wide in four earth tones and: red, green, blue and aubergine. / Gretchen Bellinger Inc.

**572 DRAPERY FABRIC** / "Stable Loc Diamond" is flame-retardant and available in six colorways featuring white or natural face and backings of white, flax and solar bronze. / Design Tex Fabrics, Inc.

**573 SWISS WEAVE** / Custom woven in Switzerland, "Phoenicia" is of natural yarns, incorporating a surface grid. For upholstery applications, the fabric is 100 per cent wool. / Gretchen Bellinger Inc.

**574 SCOTCH WEAVE** / A double-weave plaid woven in Scotland, "Glamis" is a fiber blend of 70 per cent wool and 30 per cent silk. With a subtle 4 1/2-in. repeat, "Glamis" is suitable for upholstery or window-wall applications. / Gretchen Bellinger Inc.


**575 YACHTING COTTON** / This is a lightweight natural fiber fabric available in 40 colors. The repp weave is cotton and suitable for a wide range of applications. / Gretchen Bellinger Inc.

**576 LATTICE TAPESTRY** / This fabric is 51 in. wide, with a 14 1/4-in. repeat. It is 93.6 per cent cotton, and 6.4 per cent Viscose rayon in a tapestry weave. There are six colorways. / Lee/Jofa.

## FLOOR MATS

**577 ANTI-STATIC MATS** / Using the combination of an anti-static conductive 100 per cent nylon filament face yarn and "Synzap," a specially formulated electro-conductive "formed," or non-woven fabric, the mats reduce the level of static charges well below the sensitivity level, according to the company. / Crown Industries.

**578 FLOOR MAT** / The "Fluff Cord Spike Tile," developed as a golf spike-resistant floor covering is composed of rubberized fabric strips cut from recycled heavy duty tires and bonded to a fiber glass mesh back. The basic unit is 3/8 in. thick and 12 in. square. / The R.C. Musson Rubber Co. A\*



579



580



581

**579 FLOOR MAT** / Alternating strips of deep corrugated vinyl and plush vinyl backed carpet are permanently fused together to make the "Corru-Carpet" entrance mat. Each strip is between 6 to 12 in. wide with an overall thickness of 7/16 in. / Samuel Furiness Mat Co., Inc.


### FURNISHING ACCESSORIES

**580 PLANTER** / A 24-in. plastic planter for residential and commercial use is part of a line ranging in size from 4 to 8 in. in diameter, with an additional four sizes up to 17 in. in diameter. / Phillips Products Co. Inc. A, ID\*

**581 HANGING GARDEN** / A complete ceiling-mounted hanging plant system in 3- and 5-ft lengths, comes with 360° swivel hanger hooks. Either size can be joined for any length formations. / Marathon Carey-McFall Co.



582



583



584


**582 FIBER GLASS PLANTERS** / The lip return of this planter is designed to allow a standard growing pot to fit perfectly on the inside perimeter. It features a smooth interior surface and a uniform wall thickness, and is available in a variety of color gelcoats and pebbled matte finishes. / Ficon Containers Ltd.

**583 DESK ACCESSORIES** / The "Eclipse" line of desk appointments incorporates five new finishes in the curvilinear design. The line is now available in natural walnut or oak, black leather, and five metal finishes. / McDonald Products Corp.

**584 PILLOWS** / Upholstered with antique Kilim rug fragments, these pillows are available in a variety of sizes and shapes. / Karl Mann Assocs.



585



586



587

### FURNITURE


**585 OPEN OFFICE** / "Free-Dimensional" features task/ambient lighting. Modular work station components and straight or curved panels come in various heights, and all provide acoustical control and concealed power access. The design is by Warren H. Snodgrass. / Stow/Davis.

**586 MULTI-PURPOSE TABLE** / From the "Strux" casual table collection, a 30-in. square table (27 3/4 in. high) has a white melamine laminate top with 2-in. diameter chrome finish caps locking in massive chromed steel tubular legs. / The Bunting Co., Inc.

**587 TRESTLE TABLE** / The table is constructed of solid Appalachian red oak and features a metal-into-metal fastening device. Also pictured are "Everywhere" chairs, constructed of solid oak, and available with or without arms in upholstered or all-wood versions. / John Adden Furniture, Inc.



588



589



590

**588 TABLE SERIES** / The solid oak "TB-1" table features the butcher block laminating process in its 1 1/2-in. thick top, 3 1/2-in. square column, and oak spiders. Table tops may be specified round or square. / Tuohy Furniture Corp.

**589 WIRED COMPONENTS** / Newest addition to the UniGroup family of office interior systems is ERA-1, a panel system featuring completely integral 20 amp electrical service. Panels are joined by a hinged snap-in connector which completes the circuit from panel to panel. ERA-1 also accommodates communications wiring. / Haworth, Inc.

**590 OPEN PLAN SYSTEM** / "Ad Infinitum," designed by ISD Incorporated, is available in a variety of heights, widths, and finishes; the heights of work surfaces may be adjusted to fit individual needs. Free-standing or attached accessories are also available. / Alma Desk Co.




591



594




597



600



592




595



598



601




593



596



599



602

**591 OFFICE DESK** / The all-in-one file and desk "Access Station" is designed to house either letter, legal or computer size hanging folders, and is available in a variety of styles to suit most modern office requirements, according to the company. / Oxford Pendaflex Canada Ltd.

**592 RESIDENTIAL GROUP** / "New Concept '80" features pure wool wrapped case pieces, handtufted area rugs, Jacquard upholstery fabric and wall assemblages. The free-standing living/dining/bedroom furniture group is available in a variety of styles, finishes, and colors. / Thayer Coggin, Inc.

**593 LAMPS** / "Quinta," designed by Silvio Coppola, is a suspension lamp, adjustable in height, in textile and metal with a white, textured finish. / Artemide/dist. by Castelli Furniture, Inc.

**594 CONFERENCE TABLE** / Each table has a wood top in oil-finished oak, teak or walnut, in a choice of round, rectangular and boat shapes. Tables are supported by curved triangular steel columns of polished chrome. / American Seating Co.

**595 OFFICE SYSTEM** / "Multables" combines primary work surfaces with general and specialized equipment stands, and mobile storage units. Primary among the new units is a 30 by 62-in. work surface which may be used as a free-standing unit. / Hauserman, Inc. A\*

**596 OCCASIONAL TABLES** / Ray Wilkes' folding tables designed to complement a modular sofa group, feature a folding tetrahedron leg structure of tubular solid steel with a bright chrome finish. Tables come in two lengths and three wood & plastic finishes. / Herman Miller, Inc.

**597 MEETING ROOM TABLE** / The "Risom/Burr" boat shaped meeting room table is surfaced in red oak or American walnut veneer or plastic laminates, and is available in a choice of leg finishes. It stands 28¾ in. high and is offered in 8, 9, and 10-ft lengths. / Howe Furniture Corp.


**598 FURNITURE** / The "Forum Collection" features a desk and credenza in Carpathian Elm Burl and oak with polished stainless steel base and accompanying bookshelves. Also available are lounge seating and occasional tables. / Davis Furniture Industries, Inc.

**599 VERTICAL FILING** / "Paperflo" features six trays which hold various size papers; sort material vertically; and can be free-standing, installed, or mounted. Each tray is furnished with a plastic holder for labeling. / Steelcase Inc.


**600 OFFICE SYSTEM** / "Zapf," designed by Otto Zapf, is a system of components—vertical panels and horizontal surfaces—with accessories for storage and filing, and a set of special connectors. The components are available in a variety of widths, heights, and finishes. / Knoll International. A\*

**601 TABLE** / The "Risom/Burr Folding Rectangle" table is available in red oak or American walnut veneer or plastic laminates, and its 1¾-in. tubular legs are "Chromax" or architectural bronze. It is 28¾-in. high and is offered in various lengths and widths. / Howe Furniture Corp.

**602 OPEN PLAN** / Storage, work top, shelving, and file combinations form the "Options" open plan system designed by Bob Becker. The system's steel frames are faced here with wood veneer in rift oak, and acoustic fabrics. / Helikon Furniture Co., Inc.




603



606




609



612



604




607



610



613



605



608



611



614

**603 EXECUTIVE OFFICE** / A cantilevered, cube design series is offered in high contrast American walnut veneers in either a full filled high-gloss finish or a hand rubbed oil walnut finish; it is accented with burnished bronze reveal strips, perimeter bases, and drawer pulls. / Myrtle Desk Co.

**604 PLYWOOD TABLE** / This "Ekse-lius" table has oak veneer molded plywood legs in a double pronged configuration. It is also available with a triple prong design. / Thonet Industries, Inc.

**605 DESK** / The company provides a radius edge in its "Dicta" desk series. Horizontal, book-matched veneers in walnut or oak construction are offered. / Costa Mesa.

**606 SOFT-EDGE DESK** / The "Group 2" desk series has a soft-edge, sturdy panel look in slip-matched natural white oak. The series includes single and double pedestal desks, credenzas, and secretarial desks with returns. / Risom.

**607 OFFICE LIGHTING** / The "ASD" open office lighting system incorporates indirect and task lighting that follows recommendations by the Illuminating Engineering Society for general office lighting. Fixtures are mounted on the tops of work station panels or are integrated under shelves and cabinets. / Westinghouse Architectural Systems Div.

**608 PEDESTAL TABLES** / The "2800" series pedestal tables are offered round, square and rectangular including 66- and 72-in. dual pedestal conference styles. All are 29 in. high and can be specified with choice of laminate top colors. Bases are finished in mirror chrome. / All-Steel Inc.

**609 OPEN PLAN SYSTEM** / "Advent III" pedestals are free-standing and may be slid out of a workstation, and transported elsewhere within minutes. Plastic laminate and acoustical panels are secured with *Velcro* fasteners and require no tools for their mounting or removal. / Harvey Probbler Inc.

**610 WORK STATIONS** / Five word processing work stations in four configurations provide work surfaces and storage areas that can be raised or lowered—in 1-in. increments. An acoustical hood, acoustical panels, and task lighting fixtures are also included. / Westinghouse Architectural Systems Div.

**611 DINING/CONFERENCE** / John Mascheroni designed round and rectangular "Tubo" dining/conference tables. Bases are of one piece, hand polished aluminum. / Vecta Contract.

**612 LAMP** / Designed by Gae Aulenti, the "Alcinoo" is a table lamp with clear Murano glass diffuser blown with a metal mesh base. / Artemide/dist. by Castelli Furniture, Inc.

**613 LAMPS** / "Sintesi," designed by Ernesto Gismondi, is a collection of lamps in lacquered metal in a variety of models for different applications: table, wall, floor, ceiling. They are available in white, red, blue, and green. / Artemide/dist. by Castelli Furniture, Inc.


**614 CREDENZA LAMPS** / Lamps 29 in. high are available: in antique bronze or polished chrome; wrapped in natural leather or cork; or in a variety of colors. Shade options include black or white parchment, white linen, or natural linen. / L. Paul Brayton, Ltd.



615



618




621



624



616



619



622



625



617



620



623



626

**615 OAK TABLES** / "Gamba," designed by Gunter Eberle, is available with black or mirror polished top casting and has recessed adjustable glides. / Vecta Contract.

**616 CHROME BASED TABLES** / Offered in 35 different models—round, rectangular, boat and racetrack—this table is said to be moderately priced. / Vecta Contract.

**617 LAMINATE TABLE** / "KDX" tables, designed by Gunter Eberle, are offered in the specifier's choice of laminate color and pattern. KDX tables slip lock to center column. / Vecta Contract.

**618 LATERAL FILE** / "Dimension 4" is a stackable, reversible lateral file storage system which can be used as a divider with a pass-through option. Units are 20 in. deep and come in heights from 11 $\frac{3}{8}$  in. to 15 $\frac{1}{8}$  in. Color options are white, brown, black and putty, with laminate or wood fronts. / Modulo 3 Inc.

**619 OPEN OFFICE** / The "Facit 80" wood and steel office is a Scandinavian line including folding screens and free standing, movable partitions, cabinets with and without doors, bookcases, periodical shelves, writing surfaces, etc., designed by Carl Christiansson. / Facit-Addo, Inc.

**620 WORK/STORAGE SYSTEM** / Available in colored lacquer finished maple or ash veneer, with stainless steel hardware, the system features: work station, storage cabinet and wardrobe cabinet. / Dunbar Furniture.

**621 OAK OFFICE** / The "Delta Oak" collection, designed by O. J. Holohan, includes desks, returns, credenzas and tables and seating. All drawer fronts, rails and posts are solid oak. / The Gunlocke Co., Inc.

#### RUGS

**622 WOOL RUG** / Made of 100 per cent virgin wool, the rug's field is a heavy eight-ply natural yarn in high loop. The sienna color is a two-ply low loop which gives a random, mottled look. There is a fully sheared border. / V'Soske, Inc.

#### SEATING

**623 ERGONOMIC CHAIR** / Designed by Emilio Ambasz and Giancarlo Piretti *Vertebra* will adjust automatically to a person's movements. Mechanisms are concealed by rubber bellows, forming arms on certain models. Seat and backrest components are dark molded ABS with a complementary finish on pedestals or legs. / Krueger.

**624 STACK CHAIR** / A stack of 45 chairs is 67 $\frac{1}{2}$  in. high. The "Matrix" combines solid steel rod frame with a textured polypropylene seat and backrest. Options include a folding tablet arm, bookrack and ganging. / Krueger.

**625 SYSTEM SEATING** / Designed by Paul Evans, "Super System" modular units include a channel chair and ottoman which may be used in a variety of combinations with case pieces. Upholstery is either cotton, velvet or wool. / Directional.

**626 SWIVEL CHAIR** / "Series 800" has a fully-upholstered seat and back and tubular frame available in either mirror chrome or bronze finish. The plywood shell construction and tufting provide maximum comfort. / Marble Furniture.



627



628



629

**627 LOUNGE** / The "Velma" lounge group consists of one, two, three and four person units designed by Gunter Eberle. / Vecta Contract.

**628 LOUNGE SEATING** / The "89 Series" lounge seating group in solid oak is available in a variety of finishes and fabrics. / Buckstaff Co.

**629 CHAIR** / The "Maestro" chair has skids or a five-arm swivel base, and is free-rocking or available with a tilt-and-turn mechanism. It is designed for multi-purposed seating needs and comes in leather or in a variety of textiles. / Brayton International.



630



631



632

**630 LOUNGE** / "Tappo," designed by John Mascheroni in 1973, consists of 30 and 24 in. straight seats, 45 degree curved seats, tables and planters and plug-in arms. The 1976 introductions are 22½ degree inside and outside seating units. / Vecta Contract.

**631 FOLDING CHAIR** / "Pliá," designed by Giancarlo Piretti, is now available with natural cane. / Castelli Furniture, Inc.


**632 GANGING CHAIR** / The company adds to its line of polished chrome tubular steel seating with the new "Tee" chair. It may be used as individual seating or ganged for modular seating purposes. / Thonet Industries, Inc.



633



634



635

**633 OFFICE CHAIR** / In 12 models for office, lounge, and conference seating, the chair has a three-piece shell with flexible contour back, and pneumatic height and tilt adjustments. / Hanseatic Furniture Co.

**634 BENCHES** / "Tubo" was designed by John Mascheroni who created the "Tubo" cocktail table and lamp now in the permanent collection, Museum of Modern Art, New York. / Vecta Contract.

**635 BENCHES** / Designed by John Mascheroni to supplement the "Tappo" seating system, benches are offered with or without ganging ABS bases. / Vecta Contract.



636



637



638

**636 PILLOW** / The "Pillow" series has been expanded to include modular pieces, allowing rectangular variations. High and low arms are available. Seams are saddlestitched. The designer is Phyllis Epstein. / Fortress Inc.

**637 HEAVY-DUTY SEATING** / "Tic Tac Toe" is designed for heavy contract use. Seat/back and arm modules are contained in heavy steel pans allowing flexible arrangements and easy maintenance. D. T. Chadwick is the designer. / Fortress Inc.

**638 SEATING** / Made of high-impact polypropylene, "Contempo" seating is available with a choice of three chrome-swivel bases which flex for comfort. It is offered in a choice of colors. / Diversified Imports, Inc.





639



642



645



648



640



643



646




649




641



644



647



650

**639 KILIM SEATING** / Upholstered in antique Kilim fragments, the collection of chairs, stools, and ottomans is suggested for use in both residential and contract interiors. / Karl Mann Assocs.

**640 MODULAR SEATING** / The addition of 30-degree inside and outside wedge modules to "Chadwick" modular seating permits specifiers to form much sharper and smaller curves. Only three of the new wedges are needed to turn a 90-degree angle. / Herman Miller, Inc.

**641 FIBER GLASS CHAIR** / This fiberglass reinforced polyester armless modular lounge chair was designed by Stewart MacDougall. It is available in five colors, and its attached seat/back unit may be covered in a selection of fabrics. / Thonet Industries, Inc.

**642 SEATING GROUP** / Designed by Charles Gibilterra, modular oak butcher block elements mechanically connect. The oil finished butcher block is resistant to normal wear and if damaged, can be sanded and re-oiled. / Artec Furniture.

**643 EXECUTIVE CHAIR** / The "England" chair has upholstered arms and attached cushions. It is available in fabrics and leathers. The design is by Bert England. / Fortress Inc.

**644 LOUNGE CHAIR** / The "Iliad" chair features 2¼-in. chrome tubing that suspends the upholstered seat and upholstered arm panel inserts. The Charles Gibilterra design is also available as a love seat or sofa. / Dunbar Furniture.

**645 STACKER** / The "Skandia" stacker was designed by Sorensen and Thygesen. The molded plywood seat/back unit may be covered in vinyls and fabrics. The chair stacks six high and is available in both a side and arm chair version. / Thonet Industries, Inc.

**646 RECEPTION GROUP** / A line of tubular chrome reception seating and tables includes 11 seating styles and 11 tables in 15 and 20 in. heights, available in a range of fabrics and top materials. / All-Steel Inc.

**647 OFFICE CHAIR** / The "CAS" series has been "anthropometrically" designed (for comfort) for use with contemporary, modular work stations. Available in seven models, and with cast aluminum alloy frame, the chair is offered in six colors, and finished with a nylon coating. / Sunar Ltd.

**648 LOUNGE CHAIR** / The "Briar Group" is available with an external frame of solid white oak or walnut. Other woods and special finishes are available on request. Seat and back cushions are button tufted. / Vertex Furniture.

**649 SOFA** / "Variant 1" is finished in mirror chrome or bronze. The loose seat and back cushions are urethane foam wrapped with *Dacron*. The suspension is Pirelli webbing over a hardwood frame. / Vertex Furniture.

**650 PULL-UP CHAIR** / "Variant" is designed with seat and back of urethane foam covered with a layer of *Dacron*. The standard external frame is mirror chrome or bronze, with other metal finishes available on request. / Vertex Furniture.



651



654



657



660




652



655



658



661



653



656



659



662

**651 SEATING** / The "Fantasy" series, urethane foam molded over a steel frame, can be upholstered in a choice of vinyl, fabric, leather, or suede or COM. / Stendig, Inc.

**652 CHAIR** / The "Lark" restaurant chair is available in natural-finish solid beech plus a choice of standard finishes and colors. The seat is foam upholstered plywood. / Stendig, Inc.

**653 CHAIR** / "Attache," a high back swivel-tilt armchair, is one of a series of executive chairs. It has a five-prong steel tube chromed mirror polished base available with casters or glides. The upholstery on all models is hand-sewn 3mm thick Swiss military leather. / Stendig, Inc.

**654 MODULAR SEATING** / "Varius," designed by Barry Brukoff, is a modular on-site maintenance and recoverable series of soft seating with integral poly-resin tables. Once assembled, a unit can only be disassembled with a special tool. The system is designed primarily for institutional use and public spaces. / Metropolitan Furniture Corp.ID\*

**655 CHAIR** / The "Berlin Chair," designed by von Gerkan-Marg-Perisic, comes in three models with either fabric or 3mm thick stamped-in leather upholstery. An arm-chair model is available. / Brayton International, Inc.

**656 HIGH STOOL** / "Bruno," a sculpted high stool, has a solid oak or beech frame in a wide range of finishes. The seat is foam upholstered. / Stendig, Inc.

**657 DINING/CONFERENCE CHAIR** / The "Stellar" frame is an oval tube, chromed, and mirror polished. The seat is foam on molded plywood with an upholstery selection of special heavy grain Swiss "Mammoth" leather, or Swiss leather, or suede. / Stendig, Inc.


**658 CHAIRS** / The Swiss-designed "Rey" series is suitable for dining, library and conference use. It has a solid beech or oak frame connected to the seat with solid aluminum castings. The seat and back are foam on molded plywood. Various finishes are available. / Stendig, Inc.

**659 DINING CHAIR** / The steam bent solid ash "Thalia" chair is available in a natural finish and other standard finishes and colors. The seat is woven cord or foam upholstered over elastic webbing. / Stendig, Inc.

**660 ARM CHAIR** / Designed by Bert England, the chair is offered in walnut or polished stainless steel construction. / Risom.

**661 SEATING** / The "500 Series" chairs feature dual wheel casters, cantilever arms, deep seam stitch patterns, chrome beading along cushion margins and posture molded body shells. / All-Steel Inc.

**662 SEATING LINE** / The "7600 Series" designed by Earl Koepke includes executive models with fully upholstered arms, managerial and supervisory seating with open arms, armless clerical chairs, fixed back and posture back secretarial models, pedestal base chairs and high base chairs. / Harter Corp.



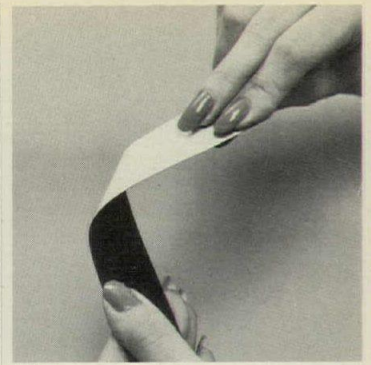
663



666




669




672




664



667



670




673



665



668



671



674

**663 MODULAR SOFA** / A rectilinear seating solution, the modular sofa group can be specified in configurations from a single chair to a six-seat unit. Inner construction uses the injected molded foam process; all units are fully upholstered and are bolted to a tubular steel frame. / Herman Miller, Inc.

**664 DRAFTING CHAIRS** / The "MKD" chairs by Danish designer Jorgen Rasmussen are offered in three versions: secretarial, drafting stool and side pull-up, shipped "KD." Secretarial and drafting models afford height, angle and pivotal backrest adjustments. / Herman Miller, Inc.

**665 ERGONOMIC CHAIRS** / "Ergon Chairs" provide comfort in four models: secretarial, operational, management and executive. All have adjustments accommodating different body sizes and the basic office postures. / Herman Miller, Inc.

**666 LOUNGE** / "Kimba," designed by Michel Ducaroy, features heavy *Dacron* padding quilted to the fabric. It is available with or without a black molded styrene base permanently attached to provide either normal or low seating height. / Airborne/Arconas Corp.

**667 LOUNGE** / Called the *Circle Seating Group*, these chairs, benches, tables and planters feature molded foam over a tubular steel and plywood inner frame. Each piece is covered with stretch wool, or smooth polyester stretch fabric in numerous colors. / American Seating Co.

**668 SLED-FRAME CHAIR** / All frame parts are solid oak. The sledged leg frame utilizes exposed mortise and tenon joints and soft-radius corners; the seat frame is constructed with finger joints. The molded cushions are upholstered polyfoam with *Dacron* fill. / Tuohy Furniture Corp.

**669 CHAIR BED** / The "Chair Bed" opens into a single bed 72 in. long and features a solid Appalachian red oak frame, removable cushions and urethane mattress. / John Adden Furniture, Inc.

**670 DESK CHAIR** / Either the standard spring tilt or the new pneumatic tilt is now available on the desk models in the "Delta 2000" series. The arms have been completely upholstered, and twin-wheel casters are now used to lessen carpet wear. / Hanseatic Furniture Co.

#### WINDOW TREATMENT

**671 WINDOW BLINDS** / These blinds are a combination of two blinds with one headrail, and separate lift controls. Other features are: 1-in. slats; miniaturized head and bottom rails; 60 colors, 10 "duplex" slats; and "mix'n'match" slat colors in one blind. / Marathon Carey-McFall Co. A, ID\*

**672 SLIM BLINDS** / The company has introduced a new color line to the firm's collection of 1-in., aluminum Riviera window blinds. This new "Tiltone" line offers slats with color on the room side and an off-white finish on the window surface. / Levolor Lorentzen Inc. A\*

**673 WINDOW SHADE** / "Comfort Shade" reduces solar heat penetration, yet maintains glare-free, see-through visibility and air flow. It is vinyl, weather-resistant, dimensionally stable, and mounted on rollers; it is available in widths up to 72-in. and lengths to 9 ft. / Joanna Western Mills Co. ID\*

**674 DRAW DRAPE SYSTEM** / The "Baton Draw System" protects draperies from abuse by putting the baton outside of the draperies where it is plainly seen and easily used. The track is designed for high-abuse areas and may be wall or ceiling mounted. / Kirsch Co. A\*

Scaled to today's emerging office environment, the new 500 Series from All-Steel offers uncompromising comfort...unsurpassed All-Steel quality. 28 models; a full selection of fabrics, vinyls, shell colors and base options. Write for information. All-Steel Inc. Aurora, Ill. 60507.



All-Steel Showrooms in New York, Los Angeles, Chicago, Aurora. In Canada, All-Steel Canada, Ltd. One of the  Companies.

For more data, circle A61 on inquiry card.

# Marina



**320 MARINA** — an original design  
by Mario Marengo. One of the reasons  
Stendig furniture is specified  
around the World.

Stendig Inc., 410 E. 62 Street  
New York City 10021

*For more data, circle A64 on inquiry card*

**Stendig**

When you take bids on a drapery installation, you want to be sure you're comparing apples and apples. You know that unless your specifications are tight, you're going to be comparing apples and oranges.

Writing specifications is tedious and time consuming. You have better things to do.

So Lazarus Fabrics will help write your specs, utilizing our unique Building Block Method.

It's simple. Because we do all the hard work. Without obligating you to anything.

Lazarus provides you with a form. It lists a series of

standard clauses covering every aspect of a drapery installation.

It's something like a multiple choice quiz.

It covers general conditions, fabric, fabrication, hardware and installation. Everything.

And when you're through, Lazarus feeds your information through our Word Processing Center and creates a completed set of specifications within 72 hours.

Now, there will be times when the standard clauses won't fit a given set of circumstances. That's when you turn your specifying problems over to a Lazarus representative.

They're as schooled in function as they are in form. They're prepared to take the problems out of your project. *No matter what fabric supplier you ultimately specify.*

The Lazarus Building Block Method shows no favoritism. It's merely a simple way to end up with tight specs. So you can compare apples and apples.


And how do our apples compare with someone else's apples?

Well, that's a topic for another ad. To reach the primary source:

**call collect, (212) 736-6200.**

**Lazarus Fabrics**

**516 W. 34th St., N.Y., N.Y. 10001.**



- **Lazarus Fabrics.**  
The primary source  
for help in writing specifications.

- Lazarus will write  
tight drapery specs for you  
using our unique  
Building Block Method.



**TEST ONE: DU PONT NEOPRENE**  
Time: 1 minute, 30 seconds after ignition.

Time: 3 minutes, 00 seconds.  
Center chair involved.

Major flames out. Time: 6 minutes, 00 seconds.  
Damage: 1 chair involved, fabric melting and smoldering on two adjoining chairs.



**TEST TWO: HR POLYURETHANE**  
containing flame retardants.  
Time: 1 minute, 30 seconds after ignition.

Time: 3 minutes, 00 seconds.  
Five chairs in two rows involved.

Major flames out. Time: 29 minutes, 30 seconds.  
Damage: 5 chairs in two rows involved.



**TEST THREE: STANDARD POLYURETHANE**  
Time: 1 minute, 30 seconds after ignition.

Time: 3 minutes, 00 seconds.  
Five chairs in two rows involved.

Major flames out. Time: 40 minutes, 00 seconds.  
Damage: All seven chairs involved.

## We tested theatre seats against fire. Neoprene cushioning foam performed best.

We conducted three burn tests at Factory Mutual's Test Center.

In each test we used seven theatre chairs in an environment intended to simulate that found in a typical theatre or public auditorium. Our fuel source in each case was typical theatre trash—popcorn boxes, drink cartons, cups and napkins—placed under the center chair.

As the photographs above show, there was considerably less flame damage among the chairs cushioned with deep foam of Du Pont Neoprene than among those cushioned with other common cushioning foams.

### The Test Chairs

Test #1 used cushions of Neoprene deep foam. Test #2 used cushions of high resiliency (HR)

polyurethane foam containing flame retardants. The chairs in these two tests were otherwise identical, with upholstery fabric and plastic seat backs containing flame retardants.

Test #3 was conducted with a standard type polyurethane cushioning foam in chairs with untreated components.

### Smoke Obscuration

During each test, light obscuration by smoke was measured by photo cells six feet from the floor. Data gathered show the chairs cushioned with Neoprene produced less total smoke because only one chair was consumed by the fire.

Combine the results of these tests with the resilience and comfort of

Neoprene foam, and it's easy to see why this versatile, durable material has been widely specified wherever public safety is at a premium.

For complete test data, plus information on suppliers of Neoprene foam cushions or finished seats, write: Du Pont Company, Room 24402F, Wilmington, DE 19898.

## Cushioning Foam of DuPont Neoprene




For more data, circle A66 on inquiry card

# uci 13

# special construction



687



688



689

## INTEGRATED CEILINGS

**687 CEILING GRID** / This modular ceiling suspension grid for integrated ceiling systems offers uninterrupted regress, reveal edge flanges and full mitered flanges at all intersections. Air boots can go anywhere on any runner. / Johns-Manville Sales Corp., Holo-phane Div. A, ID, ICR/PE\*


## PREFABRICATED BUILDINGS

**688 GREENHOUSE** / Previously used primarily for horticultural applications, many shapes and sizes of greenhouse modules available from the company are recommended for home and condominium glassed-in living areas. The aluminum and glass structural systems come prefabricated. / Lord & Burnham, Div. Burnham Corp. A\*

**689 GEODESIC DOMES** / A sloped dome support wall-frame design that reduces foundation loads employs a lightweight tension ring and intermediate wall columns that slope inward 4 in. per ft from the foundation toward the all-aluminum dome. / Temcor, A\*



690



691




692

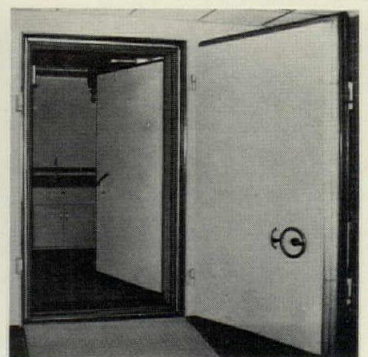
**690 GREENHOUSE** / "The Plantworks" includes two fiber glass greenhouse designs by Hellmuth, Obata & Kassabaum; plus hydroponic gardening and central environmental control options. The traditional model (above) is 9 ft by 12 ft by 9 ft 6 in. high. The contemporary model is 10 ft 6 in. by 14 ft by 8 ft high. / Tiffany Industries, Inc.

**691 IN-PLANT OFFICE** / Available in a variety of sizes, the office is pre-engineered with sound deadening features, concealed electrical, clear view glass panels, acoustical ceiling, indirect lighting, etc. It can be relocated easily. / National Partitions, Inc.

**692 IN-PLANT BUILDING** / "Porta-Panel" is a prefinished, woodgrained panel system. The line, available in 15 standard sizes plus custom sizes, has a factory installed door assembly with tempered safety glass window, and factory glazed window assemblies. / Keene Corp., Porta-Fab Div.



693



694



695

**693 PORTABLE ENCLOSURE** / For factory floor work stations or offices, a prefabricated galvanized enclosure with ventilation, lighting and flooring is shipped ready to plug-in, in two unit sizes: 6 by 6 ft or 7 ft 6 in. by 10 ft. / Allforce Acoustics. ICR/PE\*

## RADIO-FREQUENCY SHIELDING

**694 SHIELDED ROOMS** / A series of functional, radio frequency (RF) shielded soundproof rooms, exceeding prevailing standards, for life sciences and medical research provide RF shielding of 120 db over the frequency range from 14 KHz up to 10 GHz. / Ray Proof Div., Keene Corp. A\*

## SPECIAL PURPOSE ROOMS


**695 SERVICE UNITS** / Primarily for the overseas market, the "knock down" modules may include bathroom, kitchen, utility room, laundry area and heating and air conditioning equipment packaged in easy-to-assemble components. / Alcoa Construction Systems, Inc.

INTEGRATED CEILINGS  
PREFABRICATED BUILDINGS  
RADIO-FREQUENCY SHIELDING  
SPECIAL PURPOSE ROOMS  
SWIMMING POOLS  
TOTAL ENERGY SYSTEMS





696



697




698


**696 SOUNDPROOF ROOM** / Pre-engineered sound-controlled rooms in 50 sizes are completely self-contained with lighting and ventilation built in. Units plug into a standard wall outlet. *Sound Module* rooms are relocatable. / Wenger Corp. A,E\*

**697 REACH-IN COOLER** / Reach-in service doors are now equipped with two alternate heater wire circuits; one circuit is employed for freezers, the other for coolers. Concealed heater wires prevent condensation and frost formation on refrigerated storage area doors. / Bally Case & Cooler, Inc. A\*


**698 WINE CELLAR** / A custom-designed and guaranteed wine cellar is available for home and commercial use, and the refrigeration system used in pre-built models is now available separately for custom installation. The *Steditemp* refrigeration unit maintains a constant 53-57 F temperature. / The Wine Vault Co.



699



700



701

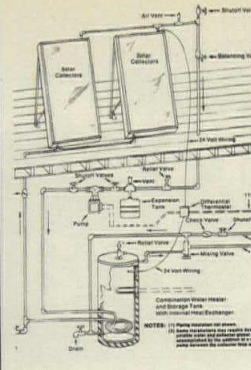
## SWIMMING POOLS

**699 POOL BULKHEAD** / The product can shorten a 50-meter swimming pool to 25-meters or 25 yards. The pool divider rides on either metal gutters or concrete and tile curbs, and is adaptable to any pool-edge configuration. It spans widths to 75 ft. / Whitten Corp. A\*


**700 HYDRAULIC LIFT POOL** / Floors adjust hydraulically from deck level to a depth of 10 ft in five minutes, at the touch of a button. For safety, the floor is raised to deck level when not in use. The pool is self-cleaning. / A.F.W. of North America.

## TOTAL ENERGY SYSTEMS


**701 SOLAR COLLECTOR** / In "Tube-in-Strip," the absorber plate and the tubes are one, integral sheet of copper. The result is said to be an absorber plate with high conductivity, efficiency and durability. / Revere Copper and Brass Inc. A\*



702



703




704


**702 SOLAR WATER HEATER** / The *Solar-Bank* system for heating domestic water includes a storage tank, pump, heat exchanger, valves and solar collectors. The system can provide up to 100 per cent of the domestic hot water requirements of both residential and commercial buildings. / Revere Copper and Brass Inc. A\*

**703 SOLAR HEATING** / A complete solar heating air system is comprised of flat plate collector panels, an air handling unit and automatic controls. The system can be used in commercial, industrial and residential applications. / Solaron Corp. A,E\*


**704 SOLAR WINDOW** / "Sunwall" is an insulated sandwich panel (U = .40) with solar transmittance of 77 per cent. The system is designed for use in the walls or roofs of structures requiring high solar energy penetration with minimal heat loss. / Kalwall Corp. A\*



705



706




707

**705 SOLAR PANEL** / Designed to serve requirements of air conditioning, hot water systems and solar heating, these collectors have an inorganic selective coating with absorptivity of .98 and an emissivity averaging .30. Weighing 210 lbs., each collector measures approximately 26 by 100 by 6½ in. / Ametek, Inc.

**706 SOLAR COLLECTOR** / Typical applications for the "SunCeiver" solar collector are the heating of swimming pool water and home hot water. The "SunCeiver" is constructed with an outer frame of heavy gauge aluminum that measures 35¾ by 77 by 4 in. deep. / Halstead & Mitchell.

**707 SOLAR FURNACE** / Collection, heat transfer, storage (rock), motors and controls are enclosed within a single unit. The furnace has been engineered to be compatible with existing forced-air furnaces. / Champion Home Builders Co.

# Chester Pools do more than hold water beautifully



The pool is part of a system. And the system provides the utmost in structural strength, hydraulics, water treatment, competitive swimming, and beauty. **BUILT-IN CIRCULATION SYSTEM.** All perimeter piping is built into the side-wall. It greatly simplifies and speeds construction, and eliminates potential maintenance and repair problems. **SELF-SUPPORTING.** The pool side-wall is self-supporting. Structural vertical braces and A-frame buttresses provide complete side-wall rigidity. The all-aluminum floor is designed to compensate for contraction, expansion and shear movement without cracking. **PRE-FABRICATED.** Tested pre-fabricated all-aluminum pool wall sections are delivered to the construction site ready for assembly. Chester's own technicians position, MIG arc weld, and field test each completed assembly. **POOL-MATCHED FILTRATION.** The Chester vacuum diatomaceous earth filter is designed for the pool. Delivers pure water of perfect clarity at the least cost. **COMPETITION.** The water-level roll-out ledge reduces backwash and turbulence. The Chester pool is a fast pool. **SINGLE-SOURCE RESPONSIBILITY.** Pool tank, filtration system, pool-to-filter piping — Chester takes on the system responsibility. **WARRANTED.** Over twenty years experience has proven Chester performance. Chester Pool Systems are warranted for five years not to crack, leak, or corrode. Call or write us today. We'll send you some figures beautiful to see.

## CHESTER POOL SYSTEMS



CHESTER PRODUCTS, INC. • 1300 LAFAYETTE AVENUE, MIDDLETOWN, OHIO 45042 • 513/424-5341

For more data, circle A67 on inquiry card

# J-M Expand-O-Flash® Expansion Joint Covers. Now with extra-wide bellows for joint openings up to 36".



Wide expansion joints are becoming increasingly common.

Often leading to some rather makeshift—and often unsatisfactory—arrangements to cover them.

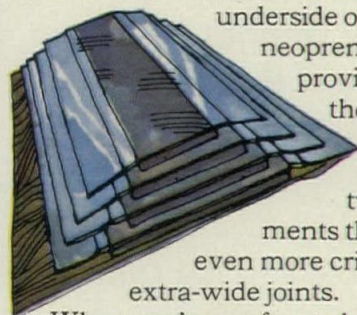
But wide expansion joints don't have to be a problem.

In fact they're easily solved with J-M Expand-O-Flash Expansion Joint Covers...now especially made with extra wide bellows, up to 54" wide, to accommodate joint openings all the way up to 36" wide.

They install quickly and easily to form a strong yet flexible closure that's water-resistant and weather-resistant.

They're constructed in the same way as the narrower (4" to 12" width bellows) Expand-O-Flash you're familiar with.

Two preformed metal flanges are joined by a strip of neoprene in a patented process that permanently bonds the neoprene to the metal. Closed cell foam insulation is cemented to the underside of the



underside of the neoprene. The metal provides strength, the neoprene provides stretch—two requirements that are even more critical for extra-wide joints.

When you're confronted with providing protection for wider than normal expansion joints, specify J-M wide bellows Expand-O-Flash for savings in time and money.

And for roof protection that's covered if the J-M Guaranteed Roof Program is used.

For product information about Expand-O-Flash Expansion Joint Covers, or the J-M single-source built-up roofing system, write for BU-302A, Johns-Manville, P.O. Box 5108, Denver, Colorado 80217. Or call Don Korte, 303/770-1000.




**For single-source  
built-up roofing systems.**

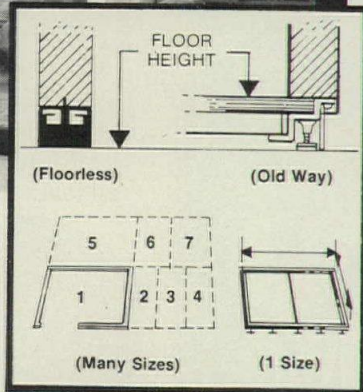
**JM Johns-Manville**

For more data, circle A68 on inquiry card

# SOUND DESIGN!



## Why Specify Wenger Sound Module® Rooms Instead of Built-in Sound Control Rooms?



Architects have virtually stopped building in walk-in coolers because they get **GUARANTEED** results with pre-engineered coolers. This same rationale should lead you to specify Wenger Sound Module® rooms in place of built-ins... you are sure of results... Wenger offers you **GUARANTEED SOUND CONTROL!**

Two more reasons are Modularity Plus construction (offers you over 50 standard sizes) and floorless construction (gives you lower costs, better sound isolation, and no marring of floors because no permanent attachment to the building is necessary).

See details and specifications on the Wenger Sound Module® System under 13.18 / We in Sweet's Architectural file... then call us **TOLL FREE** for a discussion of your needs; dial 1-800-533-0393 (In Minnesota, call **(507) 451-3010** station-to-station **COLLECT**).


**Wenger**®  
CORPORATION

5810K Wenger Building  
Owatonna, Minnesota 55060

- **GUARANTEED SOUND CONTROL**
- **FLEXIBILITY**
- **LOWER COST**

For more data, circle A69 on inquiry card

When one advertising value leads to another . . .  
and another . . .  
and another . . .




### CIRCULATION LEADERSHIP

More than 45,000 paid architect and engineer subscribers located in each of the 5 major areas where they practice:

- architectural and architectural-engineering firms
- consulting engineering firms
- general contracting firms
- governmental organizations
- commercial, industrial and institutional organizations

. . . you've located the leader!

## McKINLEY ENCLOSED WALKWAYS



EUCLID PEDESTRIAN BRIDGE, ST. LOUIS, MO

Architect: Eugene J. Mackey, III, Inc.

Contractor: Albers Construction Co.

Phone collect or write for full information.

**o. o. McKINLEY co., inc.**

P.O. Box 55265 • Indianapolis, IN 46205  
Telephone (317) 546-1573




For more data, circle A70 on inquiry card

continued from page 131



**D86 VANITY TOPS** / Marbleized vanity tops in a variety of colors, sizes and bowl arrangements are shown in a color brochure. "Imperial Marble" units have a polished finish which is said to resist scratches, burns and bathroom chemicals. / Bradley Faucets.



**D87 SAFETY FIXTURES** / A 20-page technical catalog details product information on a line of safety drench showers, eye-wash fountains, and sprays; all units are said to meet applicable OSHA requirements. / Bradley Corp.

**D88 FAUCETS** / Faucets for kitchen, lavatory, tub and shower are shown in a color brochure. Vitreous china faucets are included in the line. All units are guaranteed against leaks or drips. / Bradley Corp. A\*

**D89 PLASTIC SHOWERS** / The *Seagull* all-plastic shower stall features a one-piece, knockdown plastic wall system and lightweight *Molded-Stone* floor. A color brochure illustrates three models, along with complete accessories. / Powers-Fiat.

**D90 SINGLE ZONE HVAC** / A completely-indexed 102-page catalog contains photos, drawings, diagrams and tabulated materials to assist the professional in the specification of *Roofpak* single zone heating and cooling units for high-rise, industrial, and institutional installations. / McQuay Group, McQuay-Perfex, Inc.

**D91 UNIT COOLERS** / A four-page brochure gives physical data and technical specifications for the *Pacemaker* series of unit coolers, suitable for meat, produce and dairy storage, warehouses, and supermarkets requiring temperatures in the 35 F range. / McQuay Group, McQuay-Perfex, Inc.

**D92 ROOFTOP AC** / The *Roofpak* system is especially designed for use in variable air volume applications, according to a new product bulletin. The factory-assembled unit, with capacities of from 15 to 105 tons, is said to reduce site labor requirements. / McQuay Group, McQuay-Perfex, Inc.

**D93 VAV TERMINALS** / Photographs of eight different *Fluidtech* VAV terminals are featured in a new brochure. Cost savings of the variable air volume concept are outlined in the material. / McQuay Group, McQuay-Perfex, Inc.

**D94 SOLAR HEATING** / Technical data based on actual operation of a complete hydronic solar heating and cooling system provides much of the information contained in a 132-page "Solar Heating Technical Design Manual." The book, which includes 23 pages of tables, charts and maps, is available for \$2.50 from ITT Fluid Handling Div., 4711 Golf Rd., Skokie, Ill. 60076.



**D95 FIXTURE COLORS** / Thirteen porcelain enamel color chips show the actual colors of this line of bathroom fixtures. Samples are displayed in a compact 4½- by 11-in. kit. / Briggs, A, LC, ICR/PE\*

**D96 WATER SAVING** / A four-page brochure explains how this line of faucets and fixtures for residential and commercial use can effect valuable water and energy savings. / Kohler Co.

**D97 CONDENSING UNITS** / A catalog describes the redesigned *Seasoncon* refrigeration condensing units. The 36-page book includes extensive tables providing computer-generated capacity data to assist in selecting a balanced system. / McQuay Group, McQuay-Perfex, Inc.

**D98 AIR-COOLED CHILLERS** / A product bulletin describes ALR/ALP air cooled chillers and condensing units. Chillers use two partially unloaded refrigerant circuits for operating economy at reduced load. / McQuay Group, McQuay-Perfex, Inc.

**D99 PIPE INSULATION** / A technical data sheet describing "Thermo-12" asbestos-free insulation—furnished in both pipe and block form—contains technical data on physical properties and thermal conductivity. It defines the insulation's high strength, light weight characteristics, and further details available shapes, sizes, as well as compliance with government and ASTM standards. / Industrial Products Div., Johns-Manville.


**E01 WATER COOLER** / An eight-page, color brochure describes the VEWC-P line of evaporative water coolers. The VEWC-P is available in 13 models with capacities ranging from 50 through 1000 nominal gpm for water cooling. Photographs of the various construction components are shown, and most dimensions are noted in both conventional and SI metric units. / Vilter Mfg. Corp.

**E02 VAV TERMINAL UNITS** / "Design 30" is a complete line of throttling-type variable volume terminal units, available in cooling-only and heating/cooling models for low and medium pressure systems. Six sizes, ranging from 100 to 3200 cfm, are available with either pneumatic or electric actuators, permitting design flexibility. "Design 30" offers light weight, all-aluminum casings, low installed cost, thermostatically controlled air volume in direct proportion to cooling load requirements, and compatibility with lower-cost packaged air handlers. / Aeronca, Inc.



**E03 FIXTURE COLORS** / A color chipping system is designed to keep all who specify bathroom fixtures (and colors) continually supplied with samples matched to company colors. The system incorporates a card file, containing 25 chips, each of eight fixture colors, including three new colors: Denim Blue, Frost Green and Misty Rose. In addition, it contains 10 chips of a "marbleized" effect available in certain vitreous china lavatories and 10 chips each of five kitchen sink colors. The color selector kit, containing a total of 260 color chips, 25 presentation envelopes and re-order envelopes is offered at \$8.75 per kit including postage from Eljer Plumbingware, Wallace Murray Corp.

**E04 PLUMBING PRODUCTS** / An illustrated 56-page catalog features plumbing products for hospitals, nursing homes, clinics and institutions. Included are such specialized products as sitz baths, wheelchair lavatories, surgeon scrub sinks, service sinks, extra-height toilets, pressure-compensating bath/shower controls, bedpan washers, knee and foot control faucets and many other fixtures and fittings. Specifications and dimensional data are included. / Kohler Co.



**E05 SINK ACCESSORIES** / The catalog features the company's line of faucets for kitchen, lavatory, institutional, commercial and bar sinks, along with drains, continuous waste connections, electric immersion heaters and drinking fountain fittings. Also included are: hardwood cutting boards designed to fit over kitchen and bar sink bowls, hot pan inserts for counters, dish and silver drainers, the company's stainless steel polish and the *NuTone* blender which can be a built-in feature on some sinks. / Just Mfg. Co.

**E06 WATER HEATERS** / A 12-page brochure describing a complete line of packaged water heaters for commercial, institutional and industrial use, ranging from a minimum-storage heater to units using any energy or fuel source: steam, gas, oil, boiler water, electric or combination of these. / Patterson-Kelley Co.

**E07 HUMIDIFICATION** / Residential humidification is the subject of a 12-page catalog including data on plenum evaporative, under-the-duct evaporative, atomizing type and table humidifiers. Basic installed models are shown with accompanying mounting locations, specifications and ARI ratings. In addition to full description of the units, the catalog illustrates humidification equipment accessories including humidistats, transformer kits, and tablets for the prevention of mineral scale build-up. / Walton Laboratories.

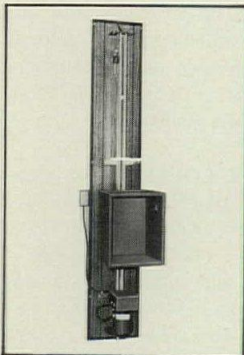
more literature on page 156

# uci14


# conveying systems



720



721



722

## CONVEYORS & CHUTES


**720 MAILMOBILE** / This unmanned, self-propelled vehicle automatically follows an invisible guidepath to deliver mail and supplies throughout a building. The patented guidepath can be applied to any floor surface. / Lear Siegler, Inc./Automated Systems Div.

## DUMBWAITERS

**721 HOME DUMBWAITER** / The "Mini-Waiter" features a screw drive with two-stop service. The capacity of the metal car, measuring 18 by 18 by 24 in., is 45 lb, and two lift heights are offered: 9 and 12 ft. / Waupaca Elevator Co., Inc.

## ELEVATORS

**722 SOLID-STATE CONTROL** / New control systems with solid-state integrated circuitry are said to improve the performance of the company's "Go-Line" pre-engineered elevators for buildings to 30 stories. The system eliminates unnecessary elevator movement. / Otis Elevator Co. A\*



723



724



725

## HOISTS & CRANES

**723 CHAIN HOISTS** / An exclusive *Wright* overload cutoff has been incorporated as a standard feature on the *Wrightway* electric chain hoist line. The up-dated hoists are offered with one-quarter-, one-half-, one- and two-ton capacities. / Hoist & Crane Div., Acco.


## LIFTS

**724 LIFT SYSTEM** / Increased height capacity is an engineering improvement in *PORCH-LIFT*. Four standard models are available up to 53, 72, 84 and 96 in. All are key-operated, feature a non-skid platform surface, and operate on standard 110-volt electrical current. / American STAIR-GLIDE Corp. A\*


**725 LIFT** / A high-rise lift with a 2000-lb capacity and vertical travel of 96 in. is installed flush with the floor and enclosed by a cage. This lift services unused mezzanine space. The 36-by 84-in. platform provides ample room for bulky items. / Southworth Machine Co.



726



727



728

**726 STAIRWAY ELEVATOR** / The "StairLIFT" can be installed on either side of stairs, with no special wiring required. It has a seat position lock and foot guard switch, and is available in choice of four upholstery colors. / Inclinator Co. of America. A\*

## PNEUMATIC TUBE SYSTEMS

**727 PNEUMATIC TUBE** / This point-to-point system has polyvinyl chloride transmission tubing in these sizes: 2½, 3½, 4¼, 5½ in. Carriers travel in a single tube in one direction propelled by pressure and vacuum. Stations are wall-mounted or recessed. / Powers Regulator Co.

**728 TUBE** / Cargoes weighing up to 5 lbs. can be delivered at a speed of 25 ft per second. Power requirements are 110 VAC. The system is energized only while carriers are in transit, saving energy. Safety locking doors and signal lights are standard. / Cutler-Federal, Inc.

CONVEYORS & CHUTES  
DUMBWAITERS  
ELEVATORS  
HOISTS & CRANES  
LIFTS  
PNEUMATIC TUBE SYSTEMS



## **E**FFICIENT

Montgomery escalators and Power Walks and Ramps move more people at a lower cost per passenger than any other form of vertical transportation. And in a way that's aesthetically pleasing. That's efficient. That's Montgomery. Montgomery Moves People.

# montgomery<sup>®</sup>

**ELEVATORS/ESCALATORS**      **POWER WALKS & RAMPS**

Montgomery Elevator Company, Moline, Illinois 61265 / Montgomery Elevator Co., Limited, Toronto, Ontario M9B3S5 / Offices in principal cities of North America

# MACTON TURNTABLES

## FOR OFFICE BUILDINGS

In cramped areas, reliable, rugged Macton vehicle turntables cut traffic snarls, delivery time, and materials handling costs; increase usable space; and pay for themselves in reduced operating costs.



## FOR SCHOOLS

Macton Turntable Divisible Auditoriums turn idle auditorium space into useful classrooms for only a 10-15% increase in capital cost.



## FOR RESTAURANTS

Rotating rooftop restaurants using silent, smooth Macton turntables attract up to 50% more business than comparable ground-level restaurants.




## FOR SPECIAL PURPOSES

Macton's Special Products Division will design, engineer, fabricate, and provide necessary control systems for any kind of special turntable or dynamic steel structure.



CONTACT: THE MACTON CORP., ON-THE-AIRPORT, DANBURY, CT 06810. PHONE: (203) 744-6070

For more data, circle A72 on inquiry card



**E08 HEAT RECOVERY** / The brochure describes a number of custom-related heaters, coolers, pumps and heat reclaimers that pre-heat incoming fresh cold water by recapturing heat from hot waste water otherwise pumped down the sewer. / Ludell Mfg. Co.



**E09 FANS** / A six-page catalog covering a line of adjustable pitch vaneaxial fans describes in detail the development of the fan, its history, testing, and efficiencies. Full specifications on all 14 sizes of the fan, direct and belt driven, are given. All features of the new fans are illustrated in cutaway views. / Industrial Air, Inc.

**E10 TUBEAXIAL FANS** / Tubeaxial fans, featuring an efficient redesigned "L" Macheta airfoil propeller, are described in Bulletin 154. The 16-page bulletin includes dimensions and performance data on 96 models of direct drive tubeaxial fans and 127 belt driven models. The company certifies that the direct drive models have been tested and rated in accordance with ASHRAE 51-75 and AMCA 210-74 Test Code, and guarantees they will deliver rated performance. These tubeaxial fans are available in sizes from 305mm (12 in.) through 2440mm (96 in.), with capacities from 900 cfm to 132,000 cfm. / Aerovent Inc.

**E11 WASTE HEAT** / Saving waste heat from plant air compressors is the subject of a four-page brochure on the theory and application of heat recovery by two company compressor engineering specialists. In addition, there are case histories of six installations in United States and Canadian plants. Each case history contains complete background information and photographs that illustrate the installation technique selected. The techniques include use of the compressor room as a plenum; distribution ductwork to the workplace; shop floor placement with thermostatically controlled dampers; and the use of rejected cooling water as a process warm water rinse. / Joy Mfg. Co.

**E12 WATER COOLERS** / Printed on heavy-duty card stock, this color selection chart has actual color swatches of vinyl, stainless steel, and hammer-tone gray enamel. Six different colors of vinyl may be laminated to the steel cabinets of most company water coolers. On the reverse side of this chart is an all-inclusive color selection guide which details exactly what finishes are available for each company water cooler model. / Sunroc Corp.

**E13 BAR SINKS** / Lancelot and Excalibur bar sinks are illustrated in a four-color flyer. The Lancelot model, with gooseneck spout, has three removable stainless steel wells for ice, bottles or garnish. The Excalibur model is available for either standard or narrow countertops. / Moen, A Div. of Stanadyne.

**E14 WASHROOM ACCESSORIES** / A series of four washroom and accessory equipment "Spec-Guides" for architects and specification writers, have been prepared for hospital, school, office building and hotel construction and modernization projects. The hospital "Spec-Guide" includes coordinated washroom and accessory equipment applications for fourteen different hospital areas. / Accessory Specialties, Inc.

**E15 WASHROOM DESIGN** / A 23-page washroom-shower design guide features numerous, suggested shower room and locker room layouts. / Bradley.

## ELECTRICAL

**E16 LOW-BRIGHTNESS** / Efficient lighting levels with minimum energy consumption are provided by Parabolume low-brightness fluorescent luminaires, according to a color brochure describing the fixture. / Columbia Lighting, Inc.


**E17 ELECTRICAL CONTROLS** / A 200-page digest describes a full line of electrical control products, including switches, starters, push buttons, relays, and variable speed drives. Technical information, application notes, ratings and prices are given for each item. / GTE Sylvania.

more literature on page 167

"A tell-it-like-it-is document"

Ada Louise Huxtable

## The First Book That Focuses on Practical Methods For Improving Our Cities.



As a nation of cities with urban problems and promise occupying the forefront of national concern, the urban designers, government officials—and, yes, even the public must anticipate the consequences of growth and change, and turn them to positive effect.

In *Urban Design as Public Policy*, Jonathan Barnett, former director of N.Y. City's Urban Design Group, draws on his extensive experience to show how architects, planners, and designers—wherever they may be—can use the New York experience to achieve successful methods for working with political and real estate interests, commercial and community groups, as well as fellow planners.

Fully illustrated with photographs, site plans, and schematics, this 208-page book shows practical and tested methods for solving many of the toughest problems facing our cities.

Order your copy through your local bookstore, or use the coupon below. Mail to Architectural Record Books, P.O. Box 682, Dept. A, Hightstown, New Jersey 08520.

"this description of our efforts in New York will help other cities to study our urban design techniques and adapt our more successful efforts to their own needs."

—From the foreword by John V. Lindsay

Please send me \_\_\_\_\_ copies of **URBAN DESIGN AS PUBLIC POLICY** @ \$15.00.

Name: \_\_\_\_\_

Address: \_\_\_\_\_

City: \_\_\_\_\_


State: \_\_\_\_\_ Zip: \_\_\_\_\_

(Include payment with your order.)




# uci15


# mechanical



741



742



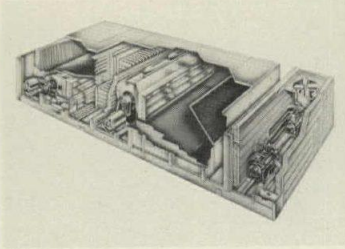
743

## AIR DISTRIBUTION EQUIPMENT

**741 AIR HANDLERS** / A fully redesigned group of models covers a range of ARI-certified capacities from 800 to 41,000 cfm. Forward curved or backwardly inclined fan wheels are offered in draw-through or blow-through configurations. / Airtemp Corp.

**742 AIR DIFFUSERS** / Blending into the ceiling treatment, the *Modu-Vent* diffusers provide draftless air distribution through the exposed face plates. / Precision Air Products Co.

**743 MODULAR DIFFUSERS** / *Lami-Vent* units may be mounted in either vertical or horizontal laminar fashion. They are engineered for applications where environmental control of primary air is essential to minimize the airborne infection rate. / Precision Air Products Co.



744



745



746


**744 VAV ROOFTOP UNIT** / This new rooftop Hvac unit features fan air flow modulation specifically designed for application on variable air volume systems. "RSV" units are said to save energy by reducing or eliminating the need for reheat of conditioned air. They fit all types of throttling VAV terminal boxes. / ITT Nesbitt.

**745 AIR DOORS** / Designed especially for food take-out and service counters, this compact model filters the high-velocity air used to keep out insects, dust, etc. It can be installed on either interior or exterior of service window, and is effective up to 5-ft high by 30-in. wide. / Mars Air Doors. A,E,ICR/PE\*


**746 AIR FLOW MEASURING** / Constant metering of air volume in A/C systems using the *FMS-A* measuring station will pinpoint duct leakage and other energy-using problems in the earliest stages. Two units offered are intended for either existing duct work or new systems. / Cambridge Filter Corp. A,E,ICR/PE\*



747



748



749


**747 HEAT RECUPERATOR** / *Aeromatic 7300* provides automatic control of air temperature and circulation in industrial applications, and also functions as an auxiliary heater, with either hot water, steam or electric coils. / Aston Industries Inc. ICR/PE\* (Canadian)

## AIR TREATMENT EQUIPMENT


**748 AIR CLEANER** / No duct connections are required to fit the *HEACT* electronic air cleaner into up-flow gas or electric direct drive residential furnaces. Easily removed for cleaning, the filter is UL- and CSA-listed. / Lennox Industries Inc. E,LC,ICR/PE\*

**749 AIR FILTER** / The *Aeropac* filter is available in 60-, 90-, and 95- per cent efficiencies for comfort and industrial Hvac systems. Performance is said to be constant over a range of face velocities, making the filter suitable for VAV installations. / Cambridge Filter Corp. A,E,ICR/PE\*

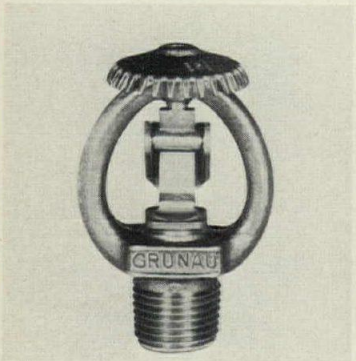
AIR DISTRIBUTION EQUIPMENT  
AIR TREATMENT EQUIPMENT  
FIRE PROTECTION EQUIPMENT  
HEAT GENERATION  
HEAT PUMPS  
HVC TERMINAL UNITS  
LIQUID WASTE EQUIPMENT  
MECHANICAL CONTROLS  
PLUMBING FIXTURES & TRIM  
PUMPS & COMPRESSORS  
REFRIGERATION EQUIPMENT  
WATER SUPPLY & TREATMENT



750



751




752

**750 PRECIPITATOR** / Compact, needle-edged collector plates are features of this new line of modular electrostatic precipitators. Factory fabricated in complete subassemblies, each unit is self-supporting and needs minimal on-site assembly. Photo shows one unit of a tandem installation. / United McGill Corp.

**751 ROOFTOP HVAC** / *Roofrite* air handler units are sized from 2,500 to 63,000 cfm. Chiller water or direct expansion coils; electric heaters; hot water or steam coils; bypass and access sections are offered on each unit. The low-profile housing installs on a factory-supplied gasketed roof curb. / Carrier Air Conditioning Co.

### FIRE PROTECTION EQUIPMENT


**752 SPRINKLER HEAD** / A compact center strut-eutectic fuse tube mechanism eliminates the link/lever of previous models. The "Liquidator" sprinkler head is available in most temperature ratings; with chrome-plate, brass, wax-coated and lead finishes; and it is UL-listed and FM-approved. / Grunau Sprinkler Mfg. Div.



753



754




755

**753 ADJUSTABLE NIPPLE** / Model "EZ" sprinkler drop nipple has a 3-in. adjustment range. The corrosion-resistant device can be adjusted under full system pressure without leaks; it will not telescope, and does not need locking into final position. It is UL-listed and FM-approved. / Central Sprinkler Corp.


**754 CONCEALED SPRINKLER** / The ceiling plate of the "Royal Flush" concealed automatic sprinkler absorbs heat and falls away at rated temperature, allowing the deflector to drop 1/2-in. below ceiling. Fusible element releases water flow. The chrome-finished plate model is UL-listed. / Central Sprinkler Corp.

### HEAT GENERATION


**755 OIL BURNER** / The compact *Series HP Iron Fireman* oil burner claims fuel savings of up to 48 percent. A forced draft pressure atomizing burner mixes oil (Nos. 2 or 4) and air in precise quantities. The unit can be installed on high- or low-pressure boilers. / Dunham-Bush, Inc.



756



757




758

### HEAT PUMPS


**756 HEAT PUMP** / The "Aqua-Matic" heat pump/recovery system claims dramatic fuel savings using a reverse cycle refrigeration system to recover and redistribute heat within a building's Hvac system. Models range from 12,500 to 61,000 Btu/h (cooling); and 13,500 to 62,000 Btu/h (heating). / Dunham-Bush, Inc.

**757 HEAT PUMP** / *Model PH* centrifugal heat pumps are available for industrial and commercial installations in capacities up to 535 tons (cooling). Units are said to be compact and quiet; 656 models can be assembled from standard components to meet individual requirements. / Westinghouse Electric Corp., Commercial, Industrial Air Conditioning Div. E, ICR/PE\*


**758 MOBILE HOME HVAC** / Specially modified for the higher static air distribution of mobile homes, both the *MCHP 9* heat pump (shown) and the *MCHA 9* packaged air conditioner have powerful blowers, fiber glass insulation, and a refrigeration system. / Lennox Industries Inc. E, LC, ICR/PE\*



759



760




761

### HVC TERMINAL UNITS


**759 HYDRONIC HEATER** / "Flow-Vector" is an 8-in.-high hydronic heating package featuring a copper/aluminum fin tube heating element and a low-silhouette tangential fan/motor system. Floor- or wall-mounted models have an adjustable thermostat for automatic temperature control. / Dunham-Bush, Inc.

**760 VAV TERMINALS** / Significant savings in installation, operating and maintenance costs are claimed for the *Fluidtech* system-powered variable air volume terminal. These units add little static pressure to the Hvac system. / McQuay Group, McQuay-Perfex Inc.

**761 CABINET UNIT HEATER** / These steam- and hot water cabinet heaters are intended for hard-to-heat areas in lobbies, entrances, classrooms, etc. A wide range of models include standard and recessed floor, wall- and ceiling-mounted units. / Dunham-Bush, Inc.



762



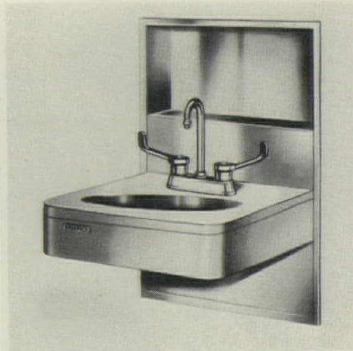
763



764



765



766



767



768




769




770



771



772



773

**762 CONVECTOR HEATER** / Fabricated of furniture steel to withstand heavy traffic, these easily-installed convector heaters come in hydronic, steam or electric heat models. The copper/aluminum fin tube heating element is said to provide superior heat transfer and distribution. / Dunham-Bush, Inc.

**763 PERIMETER HEATER** / "Wall-vector Radiation" units offer a choice of hydronic, steam or electric heating for hard-to-heat areas with expansive glass. Standard models include sloping top outlet, front outlet, or top outlet. 16-gauge steel enclosures are from 2 to 8 ft in length, in 6-in. increments. / Dunham-Bush, Inc.

### LIQUID WASTE EQUIPMENT

**764 WATER TREATMENT** / Fiber glass trough and weir-treatment assemblies for municipal water treatment plants can be made to any size and design. These and other water treatment products can be custom designed by this manufacturer's new engineering division. / MFG Water Treatment Products Co.

### MECHANICAL CONTROLS

**765 THERMOSTAT** / The "Pneumatic Economizer" thermostat meets Department of Defense energy conservation standards. The dual-setpoint unit restricts heating to 75 F maximum, and cooling to 75 F minimum, regardless of setting. / Honeywell Commercial Div.

### PLUMBING FIXTURES & TRIM

**766 WHEELCHAIR BASINS** / Pre-assembled stainless-steel wash centers are designed for comfortable use by persons in wheelchairs. The drain lies close to the bowl and goes directly to the wall, permitting close-up use. All "Bradpack" units meet HEW and Public Health Service requirements and are UL-listed. / Bradley Corp. A\*

**767 SIPHON-JET TOILETS** / A newly styled tank has been introduced on the "Perry" siphon-jet two-piece toilets. Tanks are fitted with a non-corrosive flush valve, flush lever and ballcock; all meet FS WW-P541/A. / Mansfield Sanitary, Inc.

**768 PEDESTAL SINK** / The "Serie Geo" vitreous china sink can be ordered in a selection of high-gloss colors. / Hastings Tile & "Il Bagno" Collection.


**769 FIBER GLASS TUBS** / Suitable for either residential or commercial installations, these bath tubs are made of 1/2-in. thick reinforced fiber glass in any custom color desired. Tubs feature a lumbar support for the back; arm rest; and non-skid bottom. / Hastings Tile & "Il Bagno" Collection. A\*

**770 CIRCULAR BATH** / This 67-in. diameter tub is molded reinforced plastic in bright red, yellow, blue, green, black or white. The prepiped unit requires only water and waste connections. / Hastings Tile & "Il Bagno" Collection. A\*


**771 TUB/SHOWER UNIT** / Reinforced colored fiber glass tub and shower wall are surrounded by clear plastic walls and a circular sliding door in this 6-ft, 10 1/2-in.-high bathing module. Included are built-in shelves, full-length mirror, towel warmers, contoured seat, and anti-slip bottom. / Hastings Tile & "Il Bagno" Collection. A\*

**772 SHOWER BATH** / "Marazzi-due," a 7-ft diameter bathtub of molded plastic, comes complete with a chrome-plated shower column with three adjustable heads. / Hastings Tile & "Il Bagno" Collection.


**773 FAUCET** / The "Classic" lavatory center-set faucet has a spout that swivels through 120 degrees, allowing the water to flow only into the basin to prevent any possible flooding. Spout extends 6-in. over the lavatory rim for easy access. / Grohe, Div. of Flygt Corp.



774




777



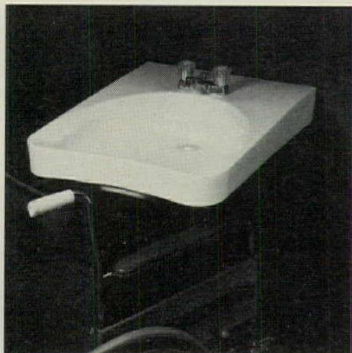
780



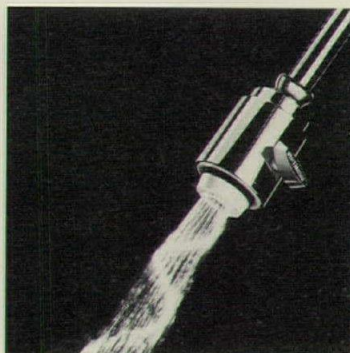
783



775




778




781




784



776



779



782



785

**774 DRINKING FOUNTAIN** / Constructed of stainless steel with chrome-plated brass fittings, this three-station wall-mounted drinking fountain can be used indoors or out. Fountain shown is 52-in. long; two-station models are also available. / Elkay Mfg. Co. A,E\*

**775 LAVATORY FAUCET** / A thermostat on the right handle of the *Exquisit* wide-set faucet maintains a preset water temperature. A safety device shuts off the hot water if the cold water stops flowing through the valve. / Grohe, Div. of Flygt Corp.

**776 KITCHEN FAUCET** / Deep bell escutcheons are design features of the "Update" faucet. The single-handle has a replaceable cartridge; the body is cast brass with adjustable centers. / Moen, A Div. of Stanadyne. A\*

**777 BIDET** / Designed to coordinate with the firm's line of one-piece water closets, this rounded-foot vitreous china bidet is available in 12 colors plus white. / Briggs, A,LC,ICR/PE\*

**778 LAVATORY** / This vitreous china lavatory has a concave front for access by users in wheelchairs. Also available is a one-piece water-saving 18-in. high closet, designed for easier use by handicapped persons. / Briggs, A,LC,ICR/PE\*

**779 AERATOR FAUCET** / "Flow Control Aerator" limits faucet output to 3 gal per minute at all line pressures up to 120 psi, saving water while providing a generous splash-free stream. / Moen, A Div. of Stanadyne.

**780 STEEL SINKS** / "Lancelot" is an 11-model line of stainless steel kitchen sinks, featuring a space-saving single post mounting. The 18-gauge steel is hand-finished in a satin sheen surface. / Moen, A Div. of Stanadyne.

**781 SHOWER HEAD** / Mirror-finish chrome shower head delivers a choice of pulsating bursts of water in a steady-stream shower. Ball-swivel mount fits any standard 1/2-in. IPS shower arm. / Moen, A Div. of Stanadyne.

**782 CABINET LAVATORY** / "Aladdin" vitreous china lavatory fits all standard 21- by 24-in. cabinets. Available in a variety of colors, lavatory models accept either centerset or spread fittings. / American-Standard.


**783 ENAMELED STEEL TUBS** / Two new bath tubs are available for standard or above-the-floor installation. Both are 5-ft. long, and 30-in. wide with sound dampening and a slip-resistant bottom. / American-Standard.

**784 SHOWER** / Both hand-held and fixed "Showerall" shower massage units need 2 1/2-3 gallons of water per minute. Diverters allow use of existing shower or tub. / JACLO Inc.

**785 FAUCET HANDLES** / Color-coded inserts are featured in these redesigned "Classic" and "Hi-Lite" faucets. Size and shape of the handles have been changed for greater user convenience. / The Chicago Faucet Co.



786




789




792




795




787



790




793



796




788



791



794



797

**786 HOT WATER DISPENSER** / A ½-gal tank can provide up to 60 cups of 190 F water per hour for beverages, etc. The dispenser is plumbed into sink water supply and uses up to one-third less energy than range-top heating. / Sears Contract Sales. LC\*

**787 STAINLESS SINK** / Model NSJR3221 features three improvements: the deck has been strengthened for single lever faucets; sound deadening has been increased; and highlighting has been increased around the edges of the sink. This model is offered in 20 gauge satin-finished stainless steel. / Jensen-Thorsen Corp.

**788 BAR FAUCET** / Faucets have rotating washerless valves and a hand-tightened lock-nut that will not work loose. / Delta Faucet Co. LC\*

**789 BATH-SHOWER VALVE** / This line of scald-proof valves features a "Hot Stop Button" to prevent accidental burns. Valve always opens in cold water first, passing through warm water before reaching hot temperatures. / Delta Faucet Co. LC\*

**790 LAUNDRY FAUCET** / A new addition to this company's faucet line, the *Delex* laundry faucet has washerless valves and lock-nuts that will not work loose. / Delta Faucet Co. LC\*

**791 WATER COOLER** / Intended for use where explosive materials and dangerous atmospheres exist, the model "Safe II" floor-mounted cooler has a UL-listed explosion proof motor compressor and junction box. It will deliver 16 gal-per-hr of 50 F drinking water. / Sunroc Corp.

**792 OUTDOOR FOUNTAIN** / *Tri-Action* self-closing valves with lever handles are included on this steel pedestal-mounted drinking fountain for outdoor use. The unit is specially designed for easy use by handicapped persons. / Western Drinking Fountains.

**793 BATH-SHOWER CONTROL** / The "Rite-Temp" pressure-balance mixing valve is now available with "Antique" gold electro-plate or chromium handle. China dial plate is 7½-in. in diameter and comes in four colors. / Kohler Co.

**794 TOILET** / New colors have been added to the "Water-Guard" toilet line: "Black Black" and "Expresso Brown." The toilet needs 3½-gallons of water to flush properly. / Kohler Co.


**795 TUBS-LAVATORIES** / Coordinated bath tubs and lavatory basins now come in vivid acrylic colors: lemon, cocoa, orange, watermelon, and black. / Universal-Rundle Corp.

**796 SELF-RIMMING BASIN** / Vitreous china "Planet II" oval countertop lavatory is shown with an 8-in. center-set faucet. The basin is 25-in. wide, with an 18-in. depth for use on most countertops. / Universal-Rundle Corp.

**797 SHAMPOO LAVATORY** / "Carousel," made of porcelain-enamel finished cast iron, is a 25½-by-16-in. basin for shampoos as well as normal lavatory use. It comes with "Regata" brass fittings, including a spray hose. / Eljer Plumbingware, Wallace Murray Corp.



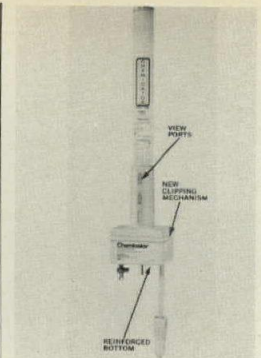
798




801




804




807




799




802




805




808




800



803



806



809

**798 DRINKING FOUNTAIN** / The fountain is extended out from wall for easy wheelchair access and general public use. Receptor, shell, bracket and plate are satin-finish stainless steel. The bottom plate is condensation-proof and vandal-resistant. / Haws Drinking Faucet Co. A\*

### PUMPS & COMPRESSORS

**799 CENTRIFUGAL PUMPS** / Intended for use in cooling towers, evaporative condensers, and large hydronic heating installations, these double-suction double-volute centrifugal pumps can handle a variety of liquids, including water, glycols, and brines. / Dunham-Bush, Inc.

**800 CONDENSATE PUMPS** / Type CHV pumps offer positive removal of hot condensate at abnormal rates, returning water automatically to low pressure boilers from steam heating systems. Capacities are from 2,000 to 20,000 EDR; pumps require only bolting to foundation, without any bars or bed plates. / Dunham-Bush, Inc.

**801 SOLIDS PUMP** / This self-priming centrifugal pump features a whirl-developing disc-impeller placed out of the flow path for clogless, free-flow operation. Accepts solids to 1 $\frac{7}{8}$ -in. with a flow rate of 190 gpm. / LFE Fluids Control Div.

### REFRIGERATION EQUIPMENT

**802 PACKAGED CHILLER** / Air-cooled condensing eliminates the need for cooling towers, water treatment and pumps in model APC packaged chillers. Suitable for multiple air handling and fan coil AC units, APC chillers come in capacities of from 25 to 120 tons. / Dunham-Bush, Inc.

**803 AIR COOLER CHILLER** / Model ARPCX air cooled rotary screw chiller is a completely self-contained unit, needing no remote water or air-cooled condensing units. The screw compressor can operate as low as 10 per cent of full load; the chiller comes piped and wired on a single frame. / Dunham-Bush, Inc.

**804 FLOWER DISPLAY CASE** / Refrigerated units of 34-, 50-, and 70-cu ft feature self-closing sliding doors, black interior and exterior finish, and lighting. No plumbing is required; condensation is removed automatically. / Nor-Lake Inc.

**805 UNIT COOLERS** / Textured, corrosion resistant aluminum houses the *Pacemaker* series of coolers for meat, produce and dairy storage and warehouses where temperatures of 35 F or above are required. Capacities range from 4,500- to 144,000-Btuh. / McQuay Group, McQuay-Perflex Inc.

**806 WATER CHILLERS** / The *Seaconcon* line of air-cooled water chillers has been redesigned to offer lower costs and greater flexibility in comfort cooling applications. Sized from 75 to 130 tons, the units feature larger condenser coils and lower compression ratios. / McQuay Group, McQuay-Perflex, Inc.

### WATER SUPPLY & TREATMENT

**807 CHEMICAL FEEDERS** / Model "E" *Chemicator* is guaranteed to prevent corrosion, scale and slime from reducing the efficiency of refrigeration and AC systems. Motor-less automatic chemical feeder operates off the system's recirculation pump. View ports permit inspection. / UOP Inc.


**808 WATER TREATMENT** / A range of chemical treatments, feeders and instruments are available for the control of scale, corrosion and deposits in AC and boiler water systems. Consulting and analytical services are also offered. / Nalco Chemical Co.

**809 WATER FILTER** / For residential use, the *Instapure* filter removes chlorine, organic chemicals, and suspended particles from drinking water without eliminating minerals or fluoride. The unit attaches directly to a standard kitchen faucet. / Teledyne Water Pik.


# Why only Elkay water coolers can give you all these features



Exclusive tandem-tube-on-tank design for super fast recovery




Non-pressurized tank to protect against tank damage



Unobstructed connections and centered drain for quick, easy installation



Fail-safe thermostat easy to get to for simple adjustment




Features standard on most deluxe series models



Exclusive vandal-proof bubbler and strainer can't be removed from top of unit



Regulator cartridge located "topside" for maximum accessibility

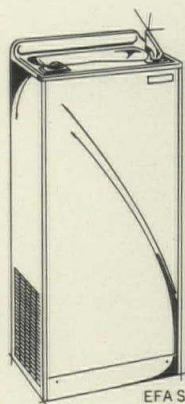


Cascade basin with anti-splash design and easy-to-clean surface

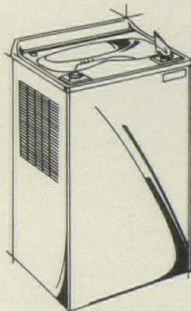
Elkay is constantly looking for new ways to make water coolers more efficient to use—easier and faster to install, adjust and service. Out of this research have come the advanced design features you see above, the combination of which is available to you in no other water cooler. For complete information, write today for free up-to-date literature on Elkay water coolers.



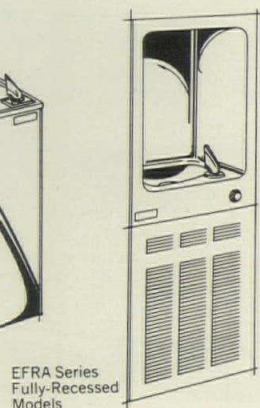
2700 So. 17th Ave., Broadview, IL 60153



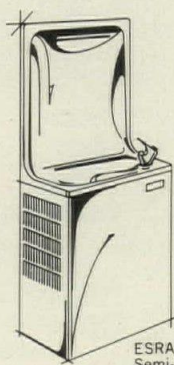
EFA Series Floor Models



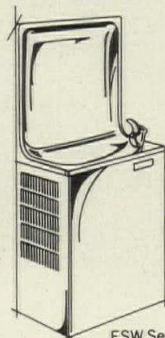
EWA Series Wall Models




EFRA Series Fully-Recessed Models



ESRA Series Semi-Recessed Models



ESW Series Simulated Semi-Recessed Models



ERHF Series Wheelchair Level Models

Elkay offers a complete line of water cooler models for every requirement

For more data, circle A73 on inquiry card

# We had the guts to make the best even better.

We gave new Aquarian II a better spout ring. A finely-honed bearing surface. A precision-machined manifold. Along with the finest disc cartridge on the market.

Hundreds of Aquarian II fittings were field-tested nationally. The installing contractors endorsed the product thoroughly. Aquarian II set a new standard of excellence for the industry. Excellence your customers will see every day.



Call your American-Standard distributor and judge for yourself.



Where quality  
is a beautiful thing.



## New! Improved Aquarian II.



**Leakproof. Watersaving.**  
3.5 GPM. Sealed-in ceramic disc cartridge for years of trouble-free service.

**Closer tolerance. Positive seal.**  
Precision-machined manifold of solid brass stock plus self-lubricating, extra rugged spout O-rings.

**Reduced drag and wear.**  
Finely-honed spout ring bearing surfaces for O-ring seal. Of corrosion-free brass.

**Efficient water control.**  
Polished gem-hard ceramic discs sealed inside the long-life cartridge.

**Positive water shut-off. Washerless.**  
Ceramic discs are unaffected by sand, silt, grease.

All product names are trademarks of American Standard Inc.

For more data, circle A74 on inquiry card



# The One Piece Bathing Suite.

## One module installs in one step by one trade.

Walls, tub and top are molded in a single unit of colorfast acrylic sheet. Nail the module to your rough framing, hook up supply and drain lines and that's it. No drop ceilings to build, no dry wall to install, no painting to do.

The One Piece Bathing Suite has no seams or tight corners to clean, no tile joints, cracks or crevices to collect dirt or allow leaks. Its surface is three to six times thicker than sprayed-on coatings.

The same contemporary styling and ease of maintenance that make the One Piece Bathing Suite ideal for homes make it great for hotels and motels, too. Choose from seven decorator colors (gold, beige, blue, white, bayberry, regency blue and bone) and three sizes (60" tub-shower combination, 48" shower and 36" shower.)



Hydroguard 406 (left) provides the finishing touch. This pressure-equalizing valve automatically controls volume, temperature and flow direction (shower or tub). No more hot blasts, no more icy jolts. The pushbutton diverter automatically reverts to tub-fill after it's turned off. So the bather never gets a surprise dousing from the shower when he thinks he's filling the tub.

Contact your Powers-Fiat representative, or write Powers-Fiat, 3400 Oakton Street, Skokie, Ill. 60676.

**POWERS-FIAT**  
DIVISION OF POWERS REGULATOR COMPANY  
SKOKIE, ILLINOIS 6007

*For more data, circle A75 on inquiry card*



# It's a beautiful way to save energy!

More and more architects are specifying McQuay's Hi-Line SEASONAIRE® heat-recovery unit. Here's why:



**1.** Very efficient water-to-air heat pump cools/heats year-round, also helps pay the energy bill by recovering the heat generated in any area of the building and transferring the heat to areas that need it.

**2.** Each unit can be individually metered with the tenant paying his own energy costs.

**3.** Lots of design options! Units can be located away from an outside wall to form a curtain cove. Or built into a room divider. Or easily concealed in a corner. Or built into an interior wall to serve two or more rooms. Or furnished with a finished cabinet for exposed mounting.

**4.** Quiet operation results from sound enclosures around the compressor,

and from draw-through coil design that muffles fan noise—and keeps building tenants happier.

**5.** Very versatile, too: Units don't protrude through walls to the outside. No need for holes in outside walls—and no money spent making the holes. No need for louvers, either, to cramp your design or clash with the aesthetic integrity of the building. You can use a variety of treatments, and the compact, slender lines of the Hi-Line unit are very easy to work with.

**6.** Simplify your design: Units can be stacked—one over the other, floor by floor. Overall labor can be reduced 25% and installed cost reduced 15% or more. The slip couplings provided eliminate pipe cutting.

**7.** If one unit fails to function, the entire building is not shut down. Only the space served by the out of service unit.

**8.** Air-handling equipment rooms are eliminated. Boiler and cooling equipment rooms are smaller or unnecessary.

**9.** Ductwork and suspended or furred-in ceilings aren't necessary.

**10.** Chassis is easily removed and replaced. If repairs are needed, a spare chassis can be installed and the defective unit repaired at the shop.

**11.** For aesthetics and improved control, factory-installed thermostat is self-contained within cabinet, with sensor in return-air for quick measurement and fast response.



**McQUAY  
GROUP**  
McQUAY-PERFEX Inc.®

P.O. BOX 1551, MINNEAPOLIS, MN 55440

For more data, circle A76 on inquiry card

continued from page 156

**E18 INDOOR LIGHTING** / Industrial, commercial, and special-purpose lighting fixtures for indoor use are described in a 48-page color catalog. Included are sections on regular and heat-removal troffers, open lamp strip equipment, task lighting and high-intensity discharge fixtures, among others. / GTE Sylvania.

**E19 GRID LUMINAIRE** / Versatile application and efficient operation are claimed for the *Troffer 4* recessed fluorescent lighting fixture. A brochure gives dimensional diagrams for the 2-, 3-, or 4-lamp fixture; tables show photometric data for each lamp type. / Westinghouse Electric Corp.

**E20 SEQUENTIAL POWER** / An eight-page folder describes and illustrates fully automatic sequential paralleling systems for emergency or standby power applications. This switchgear for multiple generating sets is intended for installations requiring extremely reliable power service. / Onan Corp. A, ICR/PE\*

**E21 LIGHTING COSTS** / A "Power Cost Analyser" permits industrial lighting users to calculate what electrical loading (in watts/sq ft) is costing per year for a given energy rate. / Westinghouse Electric Corp., Lighting Div.

**E22 INDUSTRIAL LIGHTING** / Design and construction details of the *Flexoliner* industrial luminaire are given in a four-page brochure. The fixture comes in single or tandem arrangements, and can accommodate mercury, metal halide, or high pressure sodium lamps. / Westinghouse Electric Corp., Lighting Div.

**E23 LIGHTING INDEX** / A complete lighting line is pictorially summarized on an index page, which provides cross-references to the manufacturer's product catalog. / Moldcast Lighting.

**E24 SITE LIGHTING** / Eleven data sheets cover this line of high pressure sodium site lighting products. Photometric data are provided to show light distribution patterns. / Moldcast Lighting.

**E25 LIGHTING/SEATING** / *Chesspiece* units combine lighting, seating and signage in one basic landscape fixture with redwood seating slats. A brochure shows installations in malls, walkways, garden and park areas; models use incandescent or 50/100W mercury vapor lamps. / Moldcast Lighting.

**E26 CUTOFF LUMINAIRES** / Complete specification information is provided in a product brochure on *Modules II* sharp cutoff luminaires. These fixtures may be flat wall-, extended wall-, or pole-mounted. / Moldcast Lighting.

**E27 LIGHTED CEILING** / A condensed catalog presents the latest designs from this manufacturer of lighted ceiling systems. Technical data, maintenance information and application suggestions are provided. / Integrated Ceilings, Inc.

**E28 ELECTRICAL CONDUIT** / An information booklet and a fact folder provide data on intermediate metal conduit. Covered are the uses of this flexible conduit, code approvals, and bending and dimensional specifications, etc. / Allied Tube & Conduit Corp.

**E29 HPS LUMINAIRES** / A 24-page brochure is intended to be an idea and planning reference on the applications of energy-efficient high pressure sodium luminaires. Installations covered include indoor and outdoor lighting for plants, stores, banks and hospitals, as well as highway and walkway lighting. / Johns-Manville Sales Corp., Holophane Div.

**E30 PRISMATIC LENSES** / A quick reference guide describes and illustrates the range of *Controlens* prismatic lenses available to fulfill specific lighting needs. Among the injection-molded acrylic lenses are flat cone prism and *Refractive Grid*, regressed, dropped, and wrap-around models. / Johns-Manville Sales Corp., Holophane Div.

**E31 HID FLOODLIGHTS** / A color brochure details a number of benefits claimed for *Vectorflood* high-efficiency architectural HID floodlights: precise illumination capabilities; choice of light sources; ease of installation and maintenance. Fixtures are UL-listed, suitable for wet locations, and have a NEMA Class HDB designation. / Johns-Manville Sales Corp., Holophane Div.

**E32 PACKAGE GENERATOR** / A brochure to assist the consulting or specifying engineer in the selection of diesel electric generator sets in the 50-400KW range describes options such as high capacity radiators or heat exchanger arrangements, additional controls and monitoring devices, and generator-mounted terminal boxes. Brief specifications are given on each of the 14 sets in the line, including both 50 and 60 Hz, standby and prime power ratings. / Caterpillar Industrial Div.

more literature on page 168



Compotite waterproofing can result in a fully tiled shower area at no more than the cost of a tub or open-base receptor. For Compotite is less in price than any other shower pan material. Beautify your baths, upstairs laundry rooms, and other wet-areas with everlasting ceramic tile based on Compotite. Give her the tile she loves!




P.O. Box 26188  
Los Angeles, California 90026  
Phone: (213) 483-4444

For more data, circle A77 on inquiry card

## This Publication is Available in MICROFORM

from...




Xerox University Microfilms

300 North Zeeb Road,  
Ann Arbor, Michigan 48106  
(313) 761-4700

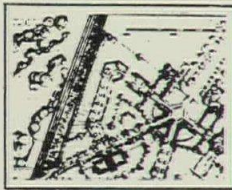

PLEASE WRITE FOR COMPLETE INFORMATION

# The essential one-volume Mumford on Architecture



9 x 12", 224 pp.  
Illustrated

## LEWIS MUMFORD ARCHITECTURE AS A HOME FOR MAN



Lewis Mumford's complete writings for *Architectural Record* are now collected together in one definitive volume. These 24 important essays span 50 years of the career of America's foremost architectural and social critic, and show the wide scope of concerns that have earned Mumford a unique place among the major thinkers of the 20th century.

Reproduced exactly as they first appeared in the pages of *Architectural Record*, these influential writings are arranged within one handsomely designed volume into five "mini-books":

- *American Architecture Today*
- *Mass Production and the Modern House*
- *The Life, the Teachings and the Architecture of Matthew Nowicki*
- *The Future of the City*
- *Essays, 1937-1968*

The full range of problems now facing America's cities and our built environment as a whole were foreseen by Lewis Mumford long before they became national issues. Mumford's prophetic warnings are now more timely than ever, and the solutions he suggests are just as timely. From mass-produced housing to mass transportation, from urban planning to new towns, from the death of the city to the rise of Megalopolis, the crucial problems of our times are discussed in depth in this one important book.

Architectural Record Books  
1221 Avenue of the Americas  
New York, New York 10020

PR-77

Please send me \_\_\_\_\_ copies of *Lewis Mumford: Architecture as a Home for Man* at \$15.00 each.

Name \_\_\_\_\_

Address \_\_\_\_\_

City \_\_\_\_\_

State \_\_\_\_\_ Zip \_\_\_\_\_

Payment must accompany order.

continued from page 167



**E33 LIGHTING CATALOG** / The catalog contains hundreds of new items including new "Americana" residential fixtures, emphasizing middle price and lower price categories. / Progress Lighting Div. of LCA Corp.

**E34 ANNUNCIATOR** / Literature describing low-voltage annunciator systems designed for offices, clinics, nursing homes, and restaurants outlines the versatility of the intercom systems which communicate orders or status through any combination of lighted pushbuttons, indicator lights, and audible devices. As a typical example, the brochure uses a medical clinic where doctors, nurses, and receptionist communicate with each other by reading lighted pushbuttons on annunciator panels located inside and outside of examining rooms and at the receptionist's master control. The brochure also describes an inexpensive, desk-top central door monitor. / Touch-Plate Electro Systems, Inc.

**E35 SOUND REINFORCEMENT** / A 16-page brochure describes how this line of sound reinforcement components handle critical sound requirements ranging in size and complexity from mammoth outdoor concerts to lounges. The line now includes an audio console, two power amplifier models, an extended range speaker system, a portable speaker column, a speaker column for permanent installations, an electronic crossover, and custom accessories. / Shure Brothers Inc.

**E36 GENERATOR SETS** / The four-page brochure describes generator sets ranging from 10kW to 1050kW and lists 27 standard diesel driven generator sets and 11 gas driven generator sets by model number and power ratings. Included is the equipment offered with standard generator sets as well as optional equipment and controls. The literature deals, in general, with generator design and performance as well as offering brief descriptions of diesel and gas driven sets, and the application situations which determine the selection of one or the other. / Fermont Div., Dynamics Corp. of America.

**E37 INDUSTRIAL RELIGHTING** / A "do-it-yourself" worksheet for calculating the energy and cost savings that can be achieved by relighting industrial facilities with high pressure sodium (HPS) fixtures details a quick three-step procedure for estimating cost savings and payback period. / Hophane Div. of Johns-Manville Sales Corp.

**E38 BALLAST & STARTER** / A six-page color brochure describes ballast and lamp starting circuits needed to operate the company's line of HMI HCl daylight lamps. Designed for lamp power ranges 200W through 4000W *STABILARC* constant power ballasts hold lamp color temperature constant for a variety of operating conditions, while the *LAMPSTARTER MODULES* provide the high voltage impulses necessary to strike the initial arc. HMI and HCl lamps provide the daylight spectrum required by theater, TV, motion picture, and special effects lighting applications. / TDC Div. of Frequency Technology, Inc.

**E39 LOW-PROFILE HEATER** / A data sheet describing a UL-listed electric heater designed to fit in tight spaces contains information such as drawings, dimensions and ratings which range from 500W at 120 volts with 1706 Btu/hour up to 2000W at 240 volts with 6826 Btu/hour. / I-T-E Imperial Corp.



**E40 HEAT PUMP** / A "mini manual" on the theory and mechanics of the heat pump is one of nine company booklets intended for servicemen of various type residential central heating and air conditioning equipment. The newest manual introduces the theory of the heat pump and briefly describes many of the major parts, their maintenance and importance within the pump system. / Rheem Heating & Air Conditioning Div.

**E41 CIRCUIT BREAKER** / A bulletin describing a full line of "Accutrip" circuit breakers for precision systems contains information such as ampere settings (both standard and optional), time-current characteristics, safety provisions, mounting variations, dimensions and electrical specifications. / I-T-E Imperial Corp.

# uci16


# electrical



822



825



828



823



826



829



824



827



830

## COMMUNICATIONS

**822 INTERCONNECT SYSTEM** / The "D-1000" telephone interconnect system, an electronic PABX that replaces a hospital's present telephone system, is now equipped to handle up to 800 lines and 152 trunks. / Executone, Inc.

**823 BUILDING AUTOMATION** / Energy management, life safety, elevators and escalators, preventive maintenance, guard patrol, lighting, heating, ventilating, air conditioning—in one building or many—all can be placed under "System 570" control. / Powers Regulator Co.

**824 BUILDING MONITOR** / The desk-top central monitor provides both visual and audible alarm when a remote sensor is tripped. Applications include door monitoring for hospitals, industrial security, and smoke detection. Sensors can be placed up to one mile away. / Touch-Plate Electro Systems, Inc.

**825 SMOKE DETECTOR** / Ionization smoke detector has three chambers: reference, detection, and balancing/screening. The low-voltage device uses a Beta radiation source. *Sensmoke* detectors self-compensate for humidity and atmospheric changes; stabilizing baffles permit their use in areas of high-velocity air movement. / Gamewell/Alarmtronics.

**826 COMMUNICATIONS** / Designed for easy installation in new or existing high-rise buildings, the SAS Fire Fighter's Communication System enables emergency personnel to keep in contact throughout a building. The system can be linked to other detection and alarm equipment. / Notifier Co.

**827 BACKGROUND MUSIC** / A "super-cassette" taped program provides up to 400 music selections, then automatically repeats itself. The user has complete control of the *Model 800*; snap-on cassette may be changed easily without threading. / Tape-athon Corp.


**828 SPEAKERS** / Engineered for interior areas with wide-range sound requirements, the *SSD-1060* sound column speaker system is said to provide high intelligibility with wide frequency response and clear sound projection up to 200 ft. / Argos Sound.

**829 FIRE-INTRUDER ALARM** / This solid-state, UL-listed residential alarm system provides separate perimeter and interior intruder circuits. A supervised fire detection system monitors fire/heat and smoke sensors. / Nutone Div., Scovill.

**830 HOME SECURITY** / Intended for apartments and smaller homes, this package system includes a plug-in master control and magnetic contact switches for two radio transmitters; receiver and alarm horn are located in console. The unit is UL-listed and meets FCC requirements. / Nutone Div., Scovill.

COMMUNICATIONS  
ELECTRICAL & ELECTRONIC CONTROLS  
ELECTRICAL HEATING-COOLING  
LIGHTING  
MOTORS & CONTROLS  
POWER GENERATION  
PROTECTIVE SYSTEMS  
RACEWAYS  
SERVICE & DISTRIBUTION  
WIRING DEVICES

\*In 1977 Sweet's Catalog File(s): Products for General Building (A); Interiors (ID); Light Residential Construction (LC); Engineering (E); Industrial Construction & Renovation/Extension (ICR/PE).



831




834



837



840




832



835




838



841



833



836



839



842

**831 PATIENT-NURSE CALL** / "Call-A-Nurse" systems for extended care facilities are now UL-listed under standard 1069. Also part of the communications unit is a pillow speaker that combines call-placement with TV channel and volume selection, etc. / Rauland-Borg Corp.

**832 SOUND EQUALIZER** / Model 6226 is a 1/3-octave, 26-filter equalizer intended for extended-range use in concert halls, theaters, and performing arts centers. Dual-output capability eliminates the need for a low-level crossover network or separate filter sets. / Rauland-Borg Corp.

**833 TELEPHONE SYSTEM** / Based on computer logic circuitry, *Telecenter II* provides moderate-cost complete communications for schools, institutions, and commercial locations. Options include alarm signaling, automatic time signaling, and zone or group call capability. / Rauland-Borg Corp.

**834 NURSECALL** / *Care/Com* "No Frills" is said to be a simply designed, easy to install nurse-patient communicator. One control station, used with compact pillow speakers, will provide good voice quality communications with up to 60 patients. / Executone, Inc.

**835 SMOKE-FIRE DETECTOR** / Available in direct-wired, cord-connected and battery-operated models, solid-state *Earli-Gard* smoke and fire detectors have dual ionization chambers to compensate for changes in humidity, temperature and atmospheric pressure. / Square D Co.

**836 IN-WALL AMPLIFIERS** / New *Spectrum-Master* units include a built-in equalizer to enhance sound quality and volume under varying acoustical conditions. Suitable for installation in auditoriums, gyms, churches, etc., three amplifier capacities are available: 35-, 60-, and 100-W RMS. / Rauland-Borg Corp.

**837 CLOCK SYSTEM** / The *Synchro-Pulse* clock is a 12-volt solid-state system, with a master clock supplying a pulse to as many as 200 secondary clocks once per minute. Battery standby ensures operation of all clocks during a power interruption. / Tri-tech, Inc.


**838 NOISE MASKING** / The "Action Office Acoustic Conditioner" is a noise masking device for open-plan installations. The self-contained 8-in. diameter unit accommodates very absorbent to highly reverberant environments, and can be precisely tuned for each individual area. / Herman Miller, Inc.

**839 STAFF REGISTRY** / Any telephone in the hospital may be used by the staff to register "in" and "out" and get voice messages, with the *Telestat* solid-state system. The registry uses the hospital's telephone wiring; no additional wiring, tape loops, etc., are required. / Executone, Inc.


**840 LIFE SAFETY CENTER** / This product provides computerized automation capabilities for monitoring of fire and security points, and initiates commands to signal fire and public audio systems, door controls, ventilation fans, etc. / Robertshaw Controls, Co.

**841 ALERTING SYSTEM** / The *RECOM* unit integrates with multiplexed fire/security systems to provide a firefighters' emergency communication facility, using remote in-place or portable phones. Other models are for public alerting, or to supply emergency telephones throughout a building. / Robertshaw Controls Co.


**842 SMOKE DETECTOR** / A self-contained unit uses an ionization-type detector head and a 120 VAC-powered base for direct operation of door releases, bells, fans, etc., as well as activating a fire alarm. It is available with back boxes for flush- or surface-mounting. / Robertshaw Controls Co.



843




846




849




852




844



847



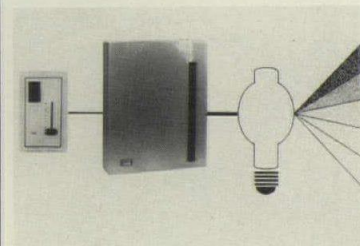
850




853




845



848



851



854

**843 AUDIBLE SIGNAL** / Model 301 *SelecTone* is intended particularly for low ambient noise areas, indoors or out. Eight tones are available, including "horn" and "slow whoop," proposed as the standard fire alarm signal. Most tones are automatically modulated for maximum noise level penetration. / Federal Signal Corp.

**844 COMMUNICATIONS** / *System 7200* fire fighters' internal communications system provides both zone announcement and two-way voice contact between the fire control center and any of 64 zones. Only a single pair of supervised wire is needed. / Johnson Controls, Inc.

## ELECTRICAL & ELECTRONIC CONTROLS

**845 POWER CONTROLLERS** / This automatic power factor controller is said to maintain reactive power at optimum load levels for power conservation. Units are furnished fully factory-tested and ready for installation; ratings from 100- to 1,000-Kvar at 480 VAC are available. / H. K. Porter Co., Inc.

**846 CIRCUIT MONITOR** / Shown is a solid-state automatic control designed to protect important load circuits located within a building after the distribution panel. The "Area Protection Monitor" senses low- or no-voltage conditions and switches on standby power systems (not supplied). / Onan Div., Onan Corp., A, ICR/PE\*

**847 DIMMING CONTROLS** / *Versaplex* controls allow quick selection of complex lighting scenes, using mercury vapor, fluorescent or incandescent units. Controls can be operated from lecterns, projection rooms, etc. / Lutron.

**848 SOLID-STATE DIMMER** / *Hyperion* systems offer the ability to dim 100-, 175-, 250-, 400-, and 1000-W mercury vapor lamps. No ballasts are needed to provide continuous dimming from 100- to 2-per cent lumen output. / Lutron.

**849 HID CONTROL** / First introduced for mercury vapor lamps, "Automatic Energy Control" systems now also control metal halide and high-pressure sodium lamps. Automatic control equipment increases or decreases lamp power to maintain the preset footcandle level desired. / Wide-Lite Corp.

## ELECTRICAL HEATING-COOLING


**850 CEILING HEATERS** / *Series 3470* and *3480* high-velocity electric heaters may be either surface- or recess-mounted in a T-bar or hard-finished ceiling. The all steel, fully enclosed elements do not need filters; a thermal cut-out protects the heater, which is warranted for five years. / Markel Electric Products, Inc.

**851 WATER-AIR CONSOLE** / The "800 Series" water-to-air heat pump system uses individually-controlled console units to provide year-round heating and air conditioning. "800 Series" systems can be used with solar energy collectors. / Friedrich Air Conditioning and Refrigeration Co.


**852 HIGH-EFFICIENCY AC** / Low first-cost and easy installation are claimed for these 32-in. through-the-wall heat/cool units, suited for replacement use in hotels, motels, apartments and other commercial structures. A top air discharge helps reduce drafts, and permits low wall mounting. / General Electric. A,E,LC\*

**853 HOT WATER BASEBOARD** / These hot-water electric baseboard heat units require no plumbing, ducts or flue. A water/antifreeze solution heated within a finned copper tube provides even, draft-free heat, according to the manufacturers. / Intertherm Inc.

**854 SILL CONVECTORS** / These custom wall-to-wall heaters combine standard components into a system that can include variable heat densities, inactive sections, and control enclosures within one monolithic cabinet. Bronze finish is standard; special colors, patterns and grilles are available on order. / Markel Electric Products, Inc.



855



856



857

**855 CONDENSER** / Intended for the residential add-on and replacement market, the *HS9* has cooling capacities of from 17,000 to 59,000 Btuh. The condenser is said to have a high energy efficiency rating and to be quiet in operation. / Lennox Industries Inc.

**856 AIR CONDITIONING** / Six cooling-only and four heat/cool models are offered in this line of 26-in. through-the-wall residential air-conditioning units. / General Electric. A,E,LC\*


**857 TERMINAL AC UNITS** / *Zonoline II* heat/cool units have two fan motors for improved staged heating and airflow. High-efficiency and hydronic models are included in the line. / General Electric. A,E,LC\*



858



859

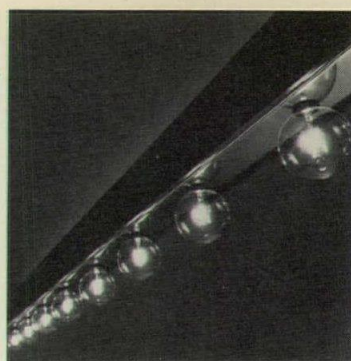


860


**858 SNOW-MELTING MATS** / A comparatively-low annual operating cost is claimed for maintenance-free electric snow-melting mats and cables installed in concrete or asphalt paving. Mats are UL-listed for 40 watts per sq ft with standard 240-volt input. / Easy Heat—Wirekraft.

**859 BLOWER COIL** / The *CB11* blower coil, designed for apartment, motel and residential applications, may be installed in an attic, crawl space or closet, or wall-mounted in up-flow or horizontal position. The heavy-gauge steel cabinet is fully insulated. / Lennox Industries Inc. E,LC,ICR/PE\*


**860 CONDENSING UNITS** / For commercial/industrial applications, *HS7* series condensing units can be installed on the rooftop or ground-level slab. Two sizes are available: 15- and 22-tons. Both have dual direct-drive fans for a high refrigerant cooling capacity. / Lennox Industries Inc. E,LC,ICR/PE\*



861



862




863

## LIGHTING


**861 STRIP LIGHTING** / "Counterpoint" features an individual or continuous unbroken mounting with standard 90-deg. inside and outside corners. The decorative closure is available in mirror chrome, gold, black or white. / Neo-Ray Lighting Systems, Inc. ID\*

**862 OAK-FRAMED FIXTURE** / A hand-rubbed solid oak frame combined with a latticed grille is featured on the "Scandia" fluorescent lighting fixture. The frame hinges. / Sim-Kar Lighting Fixture Co. A, ID\*

**863 HID FIXTURE** / "Innovator I," a 2- by 2-ft HID fixture designed for mounting either in inverted "T" suspended ceilings or in plaster ceilings, can accommodate air return or static function and can operate mercury, metal halide and high pressure sodium light sources. / Lithonia Lighting.



864



865




866

**864 FLUORESCENT COFFER** / This unit fits standard 4- by 4-ft grid ceiling openings. The 6-in. deep EC coffer fixture eliminates the need for additional tile cutting, using 2- by 4-ft tiles. / Lithonia Lighting.

**865 PENDANT HOOD** / In addition to the original 16-in. diameter model, the "Pendant Hood" is now available in diameters of 12, 20 and 26 in. Designed by Stu Barnes, it is made from spun steel, available in a variety of finishes, and has interiors of white baked enamel. / Robert Long, Inc. ID\*

**866 OFFICE PENDANT** / One of the features of the company's "Synercon 60" ceiling system is this pendant task lighting fixture, which is suspended by chrome-plated rods from an electrified track in the grid system. / Armstrong Cork Co. A\*






867




870



873




876



868



871



874



877




869



872



875



878

**867 HID LIGHTING** / A "Hi-Bay" lighting fixture, which allows installation in ambients to 65 C, is available in 150W, 250/400W, or 1000W high-pressure sodium; 250W, 400W, or 1000W mercury vapor; 250W, 400W or 1000W metal halide lamps. The reflector is porcelain, aluminum or glass. / Benjamin Electric Mfg. Co.

**868 CEILING** / Each "Delta" unit is 23 $\frac{3}{4}$  in. square. It is made of steel with a baked-on painted finish, and uses a 150W incandescent lamp. It can be used in conjunction with a recessed fixture, opal glass cover, or white opal plastic dome. / Staff Lighting Corp.

**869 EMERGENCY LIGHT** / A solid-state emergency exit light, which meets OSHA 411 egress identification requirements is available for 120 or 277 volt application. It operates for a minimum of 90 minutes, and the lamps have a 10-year lamp life. / Benjamin Electric Mfg. Co.

**870 EXPLOSION-PROOF HID** / A line of enclosing-globe type explosion-proof lighting units are designed for HID (100/150W), metal halide (175W), mercury vapor (100/175/250W) lamps. They are available in pendant, ceiling or angle (wall) mounting hoods. / Benjamin Electric Mfg. Co.

**871 DOWNLIGHT** / The *POWER-MISER* mercury-vapor lighting fixture and ballast unit, with a conventional screw socket, replaces recessed incandescent downlights. It uses a 75W HID lamp that is said to produce as much light as a 150W incandescent lamp. / Crouse-Hinds Co.

**872 RETAIL LIGHTING** / "Reflectee II" is designed specifically for large retail stores. Fluorescent fixtures are recessed above the ceiling plane into highly reflective troffers. / Donn Products, Inc. A\*

**873 STREET LIGHTING** / "Metro Modules" is a system that organizes streetlights, traffic and pedestrian signals, graphics and sign panels, litter containers and other pedestrian convenience items into units mounted on rectangular legs and framework, finished in a metallic dark-bronze. / Crouse-Hinds Co.


**874 LIGHTING POLE** / The *TRI-ROUND* extruded aluminum pole is triangular at the bottom and tapers to a round top for a greater strength/weight ratio than spun aluminum poles. Compatible with a variety of site luminaires, it is available in heights up to 40 ft. / Crouse-Hinds Co.

**875 LUMINAIRES** / Square (LSL) and cylindrical (LRL) luminaires with a choice of HID lamps have a spun aluminum upper collector reflector and a lower distributor reflector, producing a Type V circular light distribution. The visual cutoff angle is approximately 75 deg. / Crouse-Hinds Co.


**876 LUMINAIRE** / Round RSL luminaire has two precisely shaped, polished aluminum reflectors adjustable to produce up to 30 different light patterns. Made in 20- and 23-in. diameters, it is available with a choice of HID lamps. / Crouse-Hinds Co.

**877 GATE-KEEPER** / A steel plate of dark green stands 39 $\frac{1}{2}$  in. high; it is a double-faced 15 $\frac{1}{2}$ -in.-wide monolith. / ITT Landmark Lighting.


**878 PATH LIGHT** / This unit stands 13 $\frac{1}{2}$  in.; 8 in. wide, this double-faced fixture takes an incandescent lamp up to 100W. / ITT Landmark Lighting.



879




882



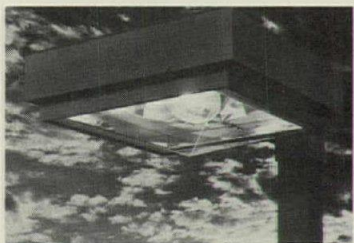
885



888




880



883




886




889




881



884



887



890

**879 BOLLARDS** / In graphite color, they are in two heights: 15½ and 27½ in. Both are 8 in. in diameter, and use incandescent lamps up to 100W. / ITT Landmark Lighting.

**880 RECESSED FIXTURES** / *Paralouver II* is a family of low brightness recessed fixtures for static/air supply or heat transfer/air supply functions. Three lamp models can be switched for one-, two-, or three-lamp operation. / Day-Brite Lighting Div., Emerson Electric Co.

**881 AREA LIGHTING** / "Formlite" is available in three sizes for all major light sources and wattages. A lens of high-impact-resistant, tempered glass, and hydroformed aluminum reflectors diffuse the light. The housing finish is matte black acrylic enamel. / ITT Landmark Lighting.

**882 EMERGENCY LIGHT** / The "Guardman" employs sealed beam lamps, provides up to 90 minutes of light from moment of power failure, and has a solid state battery charger that recharges in 12 hours or less after discharge. / Standby Systems, Inc.

**883 OUTDOOR LIGHTING** / This unit will accept a variety of HID ballasts and lamps (70W through 1000W). Visual cutoff is 75 deg., and the clear *Lexan* enclosure resists vandalizing. Black, bronze and pewter gray polyurethane finishes are offered. / Prescolite, A U.S. Industries Co.

**884 FLOODLIGHT** / The *Areaster*, a weatherproof cast aluminum floodlight series, is prewired with an integral ballast for 400W metal halide and mercury lamps or 250W-400W high-pressure sodium lamps. It is engineered for general floodlighting. / Appleton Electric Co.

**885 EMERGENCY LIGHTING** / Tamperproof and maintenance-free, this unit is suitable for use in corrosive atmospheres. For wall or ceiling mounting, it provides instant emergency lighting when AC power fails, according to the company. / Tork, Inc.


**886 DOWNLIGHTS** / "Aura," suitable for either recessed or semi-recessed mounting, replaces a 12-in. sq ceiling tile or may be installed in all types of ceiling construction. The downlights are available in five models using incandescent or HID lamps. / Omega Lighting, Emerson Electric Co., Inc.

**887 TASK LIGHT** / One table- and two screen-mounted versions feature a 20-gauge steel housing with a single-fluorescent tube and low-brightness parabolic wedge louver. In addition, each features a separate on/off switch; 15-amp, 125 volt convenience outlet; and a 9-ft molded cord set. / Hauserman Inc. A\*


**888 STORAGE AREA HID** / These HID downlights are designed to direct light up high-stack storage areas and down long aisles. Engineered for use with mercury vapor, metal halide and high-pressure sodium lamps, the "Aisle-Bay" fixtures are housed in a parabolic elliptical reflector. / Keene Lighting, Div. of Keene Corp.

**889 EMERGENCY LIGHT** / A power source that converts any fluorescent fixture into an emergency fixture, the "SpecLine EMP13" is hinged for installation and servicing. Replacement batteries are readily available and provide 60 per cent of initial illumination for a period of 90 minutes. / Keene Lighting, Div. of Keene Corp.


**890 TENNIS LIGHTING** / Sharp cut-off beam control reduces light pollution or annoyance factor. The system integrates into the fence line, and has a high lumen 400 to 1000 W metal halide lamp. / C-E ElSCO Lighting Products. A\*




891



894




897




900



892



895




898



901




893



896



899



902

**891 WET LOCATION LIGHT** / Low brightness, wet location lighting fixtures feature a break-resistant acrylic lens, corrosion-proof *Lexan* latches and watertight neoprene gasketing. Polyvinyl chloride (PVC) finishes and slope-side design are included. / Keene Lighting, Div. of Keene Corp.

**892 OUTDOOR LUMINAIRE** / Featuring a co-axial mounting arrangement combined with a concentric, segmented optical system, this luminaire produces an IES Type V light distribution utilizing a 1000W metal halide lamp. A junction box is part of the yoke assembly. / Gardco Mfg. Inc. A,E\*

**893 WALK WAY LUMINAIRE** / A decorative low-wattage, high-pressure sodium or mercury vapor design with integral ballast has steel or aluminum poles with wood-faced brackets. / C-E ElSCO Lighting Products. A\*

**894 TRACK LIGHTING** / The "Basic Lytespan" system features components in teakwood grain and polished chrome, as well as matte white and matte black. The spotlights include spheres, squares, step cylinders, basic cylinders and universals. / Lightolier, Inc. ID\*

**895 OUTDOOR LUMINAIRE** / An arm-mounted vertical downlight luminaire utilizes a 1000W metal halide lamp. A low profile minimizes wind-loading problems. Finishes are: anodized or painted bronze. / Gardco Mfg. Inc. A,E\*

**896 FLAT PRISMATIC** / *Mayfair* features a flat prismatic glass lens for long spacing, sharp cut-off and lamp obscuration, for most HID lamps up to 1000W. It is finished in matte black, brown or bronze, and matching poles are available. / Johns-Manville Sales Corp., Holophane Div.

**897 CHANDELIER** / The "Crystal Dome" series includes a single-light pendant, a four-lamp unit mounted on a geometric cross of satin brass, an eight-light cruciform design, and a linear bar of three lamps. Bars may be connected to turn corners, or adopt geometric configurations. / Lightolier, Inc. ID\*

**898 PRISMATIC SERIES** / The "Bantam 5000" series HID luminaires for commercial applications feature open prismatic glass reflectors for 100W-250W mercury lamps. Mounting with black baffle trim or 2-ft-sq regressed metal pan is offered. / Johns-Manville Sales Corp., Holophane Div.

**899 HID FLOODLIGHT** / *Prisma-flood* outdoor luminaires combine HID operation with corrosion-resistant construction. They feature a prismatic glass lens and aluminum reflector optical system, for HID lamps up to 1500W. There is a choice of light distribution. / Johns-Manville Sales Corp., Holophane Div.

**900 RECESSED LUMINAIRE** / Backed by a two-year material warranty against defects in parts and workmanship, the unit features injection-molded lenses. These 2- by 4-, 1- by 4- and 2- by 2- ft fixtures include spring-loaded positive latch doors and choice of door frames. / Johns-Manville Sales Corp., Holophane Div.

**901 HID LUMINAIRES** / The 3000 series commercial HID luminaires feature a choice of natural, champagne or black anodized color reflectors; recessed lamps up to 400W for mercury and metal halide, or 150W HPS; potted ballasts and pre-assembly. / Johns-Manville Sales Corp., Holophane Div.


**902 UNITIZED BALLAST** / The reflector system is a hinged modular unit affording installation and maintenance economies. It is designed to swing out of the way or to be completely removed as a single unit. / Sterner Lighting Systems.



903




906



909



912



904




907




910



913




905



908



911



914

**903 RAIL LIGHT** / The illuminated "Rail-Lite" is designed to provide low-level illumination. It may be wall-mounted or post-mounted and is constructed of heavy gauge aluminum with finishes of anodic hardcoat or baked acrylic enamel. / Sterner Lighting Systems.

**904 GRAPHIC LUMINAIRE** / The framed cube is recommended for graphic presentation because of its square format and individual face panels. Easily removed graphic side panels are completely gasketed and available in translucent white *Lexan*. / Kim Lighting, Inc.

**905 CUTOFF LUMINAIRE** / This wide throw cutoff luminaire provides broad illumination at low mounting heights, (8 to 16 ft), while controlling glare through light cutoff at high angles. A compact reverse draft reflector system produces a symmetrical wide throw Type V distribution. / Kim Lighting, Inc.

**906 TENNIS LIGHTING** / The units feature a linear-shaped lamp compartment with 48-deg. sloping sides for good light distribution and efficiencies. Units are available in 400W and 1000W models and are finished in acrylic enamel beige color. / Guth Lighting, Div. of Sola Basic Industries.

**907 CEILING SYSTEM** / This ceiling integrates acoustics, Hvac and lighting into a modular subsystem for new or remodeled environments. It is all steel with perforated steel coffers finished in semi-gloss white acrylic enamel. Lighting is supplied by 30-in.-sq fluorescent units. / Guth Lighting, Div. of Sola Basic Industries.

**908 CUTOFF LUMINAIRES** / "Modules II" cutoff luminaires allow a coordinated design to be used from the walls of buildings on through the site. This lighting is available from 100W mercury vapor through 1000W high-pressure sodium, eliminating all glare and brightness. / Moldcast Lighting.

**909 TROFFER** / Twenty-in.-wide "Parabolume" troffers are designed for mounting in the various 5- by 5-ft modular ceilings. Luminaires may be furnished with endpans or a variety of side trims for different ceiling applications or appearance in two-lamp or three-lamp models. / Columbia Lighting, Subsidiary of GTE Sylvania.


**910 LIGHTING & SEATING** / A series of below-eye-level lights, which also double as seats or signage, the "Chesspiece" series features finishes of standard black or optional mirror-polished metal, simulated concrete, bronze paint or laminated wood. / Moldcast Lighting.

**911 EXIT SIGN** / This self-powered and normal operating emergency exit sign features a flashing trouble light indicator. The "Life Saver 400" Series has a solid state, two-stage charging module with low voltage cutout. Also available is the optional intermittent 70 decibel audio-signal in emergency mode. / Moldcast Lighting.


**912 LIGHTED CEILING** / *MIRRA-LITE* is a suspended ceiling of flat polished stainless steel mirrors supported by a chrome finished modular grid. Decorative lighting is provided by exposed incandescent lamps located at grid intersections 18, 24, 30 or 36 in. on center. / Integrated Ceilings, Inc.

**913 LUMINOUS SKYLIGHTS** / Using standard components, the new line is designed to suit the needs of specialized interior applications. Supporting grid is suspended on hanger wires from the structure. Lighting from above is by fluorescent strips. / Integrated Ceilings, Inc.


**914 PLAZA LIGHTING** / Copper-tone aluminum spot welded frame with stainless steel hardware and polycarbonate panels help assure durability even in harsh atmospheres. A HID sodium or mercury vapor light source is provided. The unit measures 32 by 17 in. / Welsbach Lighting Products Co., Inc. A\*




915




918




921



924




916



919




922



925




917



920



923



926

**915 MIRRORED CEILING** / *MIRRA-PLANE* is a fully accessible suspended ceiling of flat polished stainless steel; 2-ft-sq mirrored panels are hung on torsion springs from a totally concealed T-bar grid. Panels are compatible with most standard incandescent downlights and wall washers. / Integrated Ceilings, Inc.

**916 TRAFFIC SIGNAL** / The unit which is suitable for both indoor and outdoor use is recommended for any application where directional control "STOP-GO" or "ON-OFF" type functions are indicated. / Alkco Mfg. Co.

**917 NIGHT LIGHTS** / Designed with aluminum louver to provide a subdued low level light on the floor without a visible brightness source, the night lights are fluorescent. A duplex outlet adds the function of a power supply. / Alkco Mfg. Co.

**918 HID FLOODLIGHT** / All fixtures are of die cast corrosion resistant aluminum and are finished with high temperature baked-on epoxy. Extra features include standard equipment-stainless steel external hardware and high temperature silicone gasketing. / Red Dot Lighting, Div. L.E. Mason Co.

**919 TROFFERS** / Fluorescent lighting fixtures, including two heat removal models for use in industrial and commercial applications, Super "G" troffers come in 1- by 4-, 2- by 2-, and 2- by 4-ft sizes for installation in NEMA type "G" grid ceilings. / GTE Sylvania.

**920 TENNIS FIXTURE** / For indoor tennis courts, "Match-Point" fixtures use 1000W *Metalarc* lamps and operate in an inverted mounting position that aims light towards a reflective ceiling. / GTE Sylvania.

**921 STACK LIGHT** / A light tube of satin anodized aluminum can be fabricated from stock components to any length for fluorescent lighting of book stacks. The fixture can be attached directly to the stacks or to building structure, and is available in painted finishes as well. / Peerless Electric Co.

**922 LIGHT GRIDS** / This system of suspended aluminum modules can accommodate indirect fluorescent and direct incandescent lighting in the same ceiling. It is fabricated from stock extrusions to any specified requirement. Suspension hardware may be supplied. / Peerless Electric Co.

### MOTORS & CONTROLS

**923 ENCLOSURES** / Explosion-proof quick-opening EPC enclosures, designed to protect motor controls and circuit breakers in hazardous locations, have a multiple-thread design for opening and closing covers in less than two full turns. They meet UL Standard 698. / Crouse-Hinds Co.


**924 AUTOTRANSFORMER** / A family of reduced voltage autotransformer starters, designed to start electrical motors under reduced current conditions, are intended primarily for use in commercial and industrial applications where the power source is insufficient to start larger motors on full voltage. / GTE Sylvania.

### POWER GENERATION


**925 STATIC INVERTER** / The "Space Saver SSG" is a compact, wall-mounted generator/inverter system, 48-in. high by 32-in. wide. Complete supervision panel is placed on the front door of the cabinet; capacities of 800-, 1000-, 1300-, and 1500 W are available. / Standby Systems, Inc.

**926 GENERATOR** / This high-capacity diesel-fueled electric generating set is designed to provide maximum emergency and/or standby power. The 750,000-W *Series 750.ODFZ* includes a revolving field, brushless alternator, and a resiliently-mounted console containing complete DC engine controls. / Onan Div., Onan Corp. A, ICR/PE\*

\*In 1977 Sweet's Catalog File(s): Products for General Building (A); Interiors (ID); Light Residential Construction (LC); Engineering (E); Industrial Construction & Renovation/Extension (ICR/PE).



927



928




929

**927 EMERGENCY POWER** / Generator units feature a power excitation principle that allows extremely fast recovery from load transients: .05 seconds or less. The unit's high amperage output trips circuit breakers connected to a short circuit, returning power quickly. / Kohler Co. A,E\*


### PROTECTIVE SYSTEMS

**928 FIRE CONTROL PANEL** / The station controls heat, smoke and/or ionization detection devices in home or light commercial applications. UL-listed units operate on 120 volt AC, and have automatic trickle chargers for standby power. / Fire-Lite Alarms, Inc. A\*

**929 ACCESS CONTROL** / The "MAC540" console is the center of the company's new "Cardentry" system 500 access control and monitoring system. It makes all access decisions based on location of attempted entry, time of day and day of week, and the cardholder's pre-programmed security level. / Rusco Electronic Systems. A\*



930



931




932

### RACEWAYS


**930 POWER RACEWAY** / Produced from a rigid vinyl extrusion, this wire manager provides a dual-chambered raceway for conducting all power and communications wires within office partition installations. A flexible bellows conceals wiring between panels and over post-connectors. / Hauserman Inc. A\*

**931 SERVICE FITTING** / A flip-up lid permits easy access to outlet box. Carpeting comes up with the hinged cover; the unit is flush with the floor surface. / Roll Form Products, Inc. A\*

**932 RACEWAYS** / The "Q-Floor Taproute" in-floor raceway system, combined with the "Tapmate II" preset box, is said to substantially reduce the cost of activating telephone and power outlets. / H. H. Robertson Co.



933



934




935


**933 POWER DISTRIBUTION** / Compatible with this firm's office partition line, the "Power Screen" accepts wiring from ceiling or floor feed without having to thread wires or drop connectors. Eight outlets are provided at three levels; a pass-through permits running power cord to each side of the panel. / Hauserman, Inc.

**934 POWER POLES** / The "TelePower" pole is now made with an adjustable foot, allowing the 10-ft pole to be extended by as much as 4-in. A two-piece, wraparound steel boot covers the foot area for a finished appearance. / The Wiremold Co.

**935 OVERHEAD RACEWAYS** / New fittings for this overhead metal power/telephone raceway system are said to simplify installation and connection, and to satisfy code requirements. Corrosion-resistant covers protect unused overhead outlets. / The Wiremold Co.



936



937




938

**936 OUTLET COLUMN** / A metal shield isolates power from communications facilities within this 2 1/2-in.-wide distribution pole. The column is equipped with one 20-amp U-ground duplex receptacle; the base has a skid-resistant pad that will not damage tile or carpeted flooring. / Hauserman Inc. A\*


**937 OUTLET POLES** / T/P poles bring telephone and electrical outlets within reach of the user where power systems are located above suspended ceiling. Each T/P pole has four pre-wired 15-amp 3-wire receptacles mounted separately from the telephone conduit; units are UL-listed. / Walker Parkersburg Textron.

### SERVICE & DISTRIBUTION

**938 ELECTRIC METERS** / In the apartment installation shown, each meter station is completely self-contained and holds the kW/hr meter, accessories, and tenant main circuit breaker in a single, one-piece housing. / GTE Sylvania.



939



940



941


**939 COUPLING** / Expansion/deflection coupling provides flexible, watertight connection to protect metal or PVC conduit runs where seismic disturbances, ground settling or thermal expansion/contraction may occur. Coupling adjusts for angular misalignment up to 30 deg. / Crouse-Hinds Co.

**940 PANELBOARD** / Panelboard for use in lighting and electrical distribution applications features circuit breaker connections bolted directly to the main bus. The panel also offers high short circuit bracing, up to 65 KA. / GTE Sylvania.


**941 SWITCHGEAR** / Large 15 kv substations provide electrical power to "Class II" switchboards, which control the power for computers, as well as all lighting and air-conditioning loads. / GTE Sylvania.



942



943




944

**942 DISTRIBUTION** / "Electro-Connect" is a flexible metal-clad plug-in branch circuit wiring system for commercial and institutional buildings. UL-listed "Electro-Connect" provides all connectors, boxes and interface components to join the system to all electrical devices. / Emerson Electric.

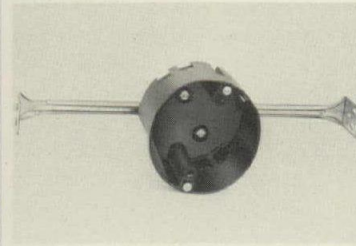
#### WIRING DEVICES

**943 RECEPTACLE** / QWIK-GARD "GFSR," a shallow, UL-listed receptacle which installs in an outlet box 1 1/2-in. deep provides Class A protection from ground faults. It is available in either ivory or brown, 15 or 20 amp. / Square D Co.


**944 HOSPITAL RECEPTACLE** / Designed with a built-in ground fault interrupter, the receptacles meet or exceed all UL tests for "Hospital Grade" and conform to all Federal and 1975 National Electrical Code specifications. / Bryant Electric Co., Div. of Westinghouse.



945



946




947


**945 POOL JUNCTION BOX** / A unique feature of this unit is the Lexan 503 cover, which is non-conductive and highly resistant to most corrosive elements. One grounding post has a pressure connection for the #8AWG insulated solid copper bonding wire. / Slater Electric Inc.

**946 CEILING BOXES** / The new line, which consists of nail-on type, J-Bracket and Bar-Hanger versions features a steel insert. The fixture mounting screws are locked in steel, not in plastic. Tested for 200 lbs at 105 C, the steel inserts cannot pull out. / Slater Electric Inc.


**947 VERTICAL COVER** / A weather resistant vertical cover is designed for outdoor installation of ground fault circuit interrupters and decorator duplex receptacles. Constructed of heavy duty die cast aluminum, with a silver gray baked enamel finish, the new "3723" cover features a self-closing flip lid. / Slater Electric Inc.



948



949

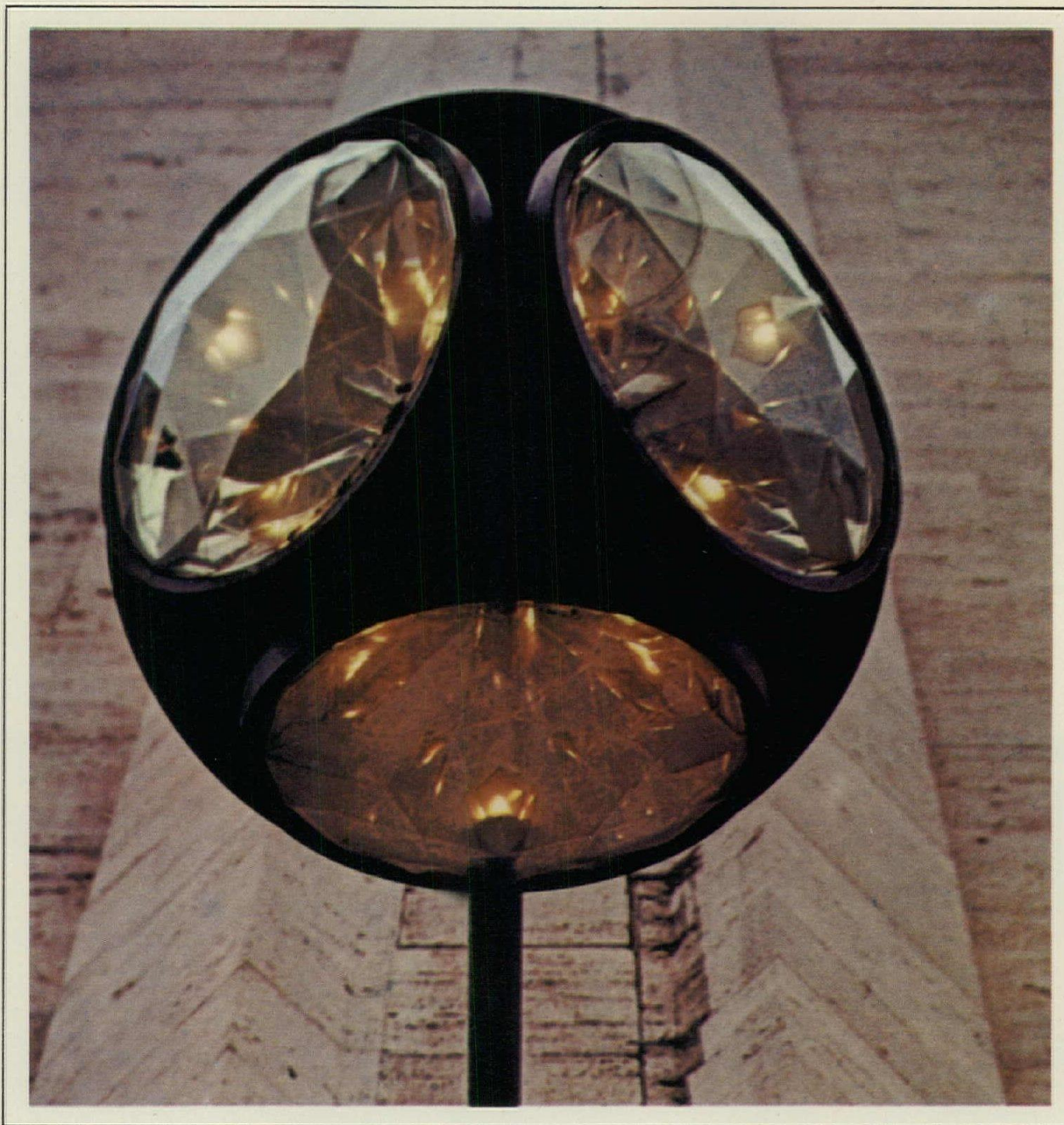


950

**948 SWITCHES** / The company's single pole and three-way AC quiet switches, 15A 120 VAC, have been redesigned to accept four #10 wires. This switch allows the contractor to feed in and out of the same terminal. / Slater Electric Inc.

**949 GROUND RECEPTACLE** / A high abuse receptacle with isolated grounding is recommended for use with mini-computers, cash registers and laboratory equipment. Spec-Master isolated ground receptacles are UL-listed. / Leviton Mfg. Co., Inc. E\*

**950 30 AMP SWITCHES** / The line features a double pole line for disconnecting air conditioning and water heater loads inexpensively. These 30 amp switches feature a fully enclosed switch mechanism in a thick-sectioned, non-tracking urea housing. / Leviton Mfg. Co., Inc. E\*




**Sterner custom lighting. Next time your imagination runs away with you, we'd like to tag along.**

There's nothing we like better than accepting the challenge of turning your lighting concepts into reality.

The lighting fixture shown above, built for the New York State Theater at Lincoln Center, is a prime example. The architect, Phillip Johnson & Associates of New York, supplied the original lighting design ideas, and we delivered a quality-built system that included everything from the chandelier in the theater to the submersible floods in the fountain.

In addition to our custom design capabilities, Sterner offers a lighting library of outstanding fixtures... plus the expertise of our Simes and Infranor Divisions to help solve specialty lighting and floodlighting problems.



**STERNER**  
LIGHTING SYSTEMS  
INCORPORATED  
Winsted, Minnesota 55395  
612-485-2141

*For more data, circle A78 on inquiry card*



**Light more space  
with the same amount of energy...**



**...by specifying Parabolume Low Energy Lighting!**

It's true. In a carefully planned office, Parabolume can be an important energy-saving component of the total building design. Widespread light distribution may mean fewer fixtures on wider mounting centers or it could mean comparable light levels with one less lamp per fixture. This adds up to lower electrical loading and lower HVAC costs - lower watts per square foot. And lower

maintenance with extended component life assures lower operating expenses. Comfort and esthetic appearance are just extra benefits. Compare Parabolume, on your job, on the basis of life-cycle-costing. Ask us to prove it!




**columbia  
lighting  
inc**

**GTE SYLVANIA**

*For more data, circle A79 on inquiry card*


north 3808 sullivan rd □ ta box 2787 □ spokane washington 99220 □ (509) 924-7000



FORMLITE



MIRROLITE



CHAMPAGNE LITE

**SHINING  
EXAMPLES OF  
PURE DESIGN  
FROM  
LANDMARK.**

Three of our designer series outdoor luminaires.  
For a glowing account of all of the Landmark lights,  
write for our new Architectural Series catalog.  
ITT Landmark Lighting, Box 100, Southaven, MS 38671.

Landmark Lighting **ITT**

# The Most Advanced Apartment Lobby Communications and Entry Security System Ever Engineered Is Coming In December

## Dial-6...from NuTone

That's a pretty strong statement, and we wouldn't say it unless we believed it. NuTone Apartment SecuriCom® is designed for use in new or existing apartment buildings. The concept is so simple, so beautiful you'll wonder why no one ever thought of it before. NuTone Apartment SecuriCom requires no hard wiring to the apartment! It is simple to install, simple to operate — using tenants' own telephones!

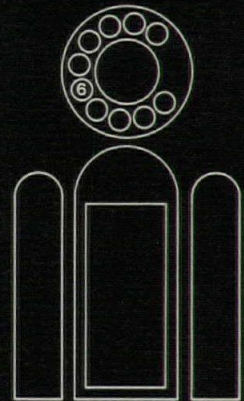
If you can't wait until December, write today for more information on the most revolutionary apartment door entry system ever . . . Dial-6 . . . from NuTone . . . who else? For more information about NuTone Apartment SecuriCom, write Dept. AR-10.

### **NuTone** Housing Products

**Scovill**

Madison and Red Bank Roads  
Cincinnati, Ohio 45227

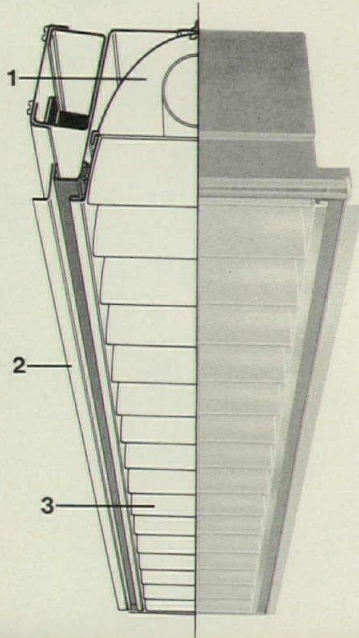
Form No. 3629-1, Printed in U.S.A.



# The beauty of Alcoa Coilzak in parabolic luminaires is the beautiful way it controls light.

Parabolic luminaires are esthetically pleasing, in the design of the fixture and in the type of light they dispel. This is particularly important where people work, read or shop, where low visual brightness contributes to a comfortable atmosphere. The secret is precise light control, made possible because the reflective material in quality parabolic systems is Alcoa® Coilzak lighting sheet. Note that we said *lighting sheet*. In a properly designed luminaire, reflectivity is only part of the story. Controlled image clarity and reflective diffusion are just as important. Alcoa Coilzak sheet is an Alzak®-finished reflector material that meets precise reflectivity and gloss standards.

Operating costs of a parabolic lighting system can be low. Because of its efficient light




distribution, a properly planned system may require fewer luminaires, resulting in low electrical loadings. Savings in cleaning maintenance are possible also. Parabolic luminaires do not require a lens and the unique design, plus the static-free Coilzak louvers, resists soil and dust accumulation.

For more information on the many beautiful advantages of Coilzak lighting sheet in parabolic luminaires, write Aluminum Company of America, 551X Alcoa Building, Pittsburgh, PA 15219.

\*Registered Trademarks of Aluminum Company of America

1. One-piece constructed Coilzak reflector with accurately controlled parabolic shape.
2. Extruded aluminum trim.
3. Coilzak parabolic baffle assembly.


Photo courtesy Columbia Lighting, Inc.



Change for the better with  
Alcoa Aluminum

 **ALCOA**

# We'll swing the electrical volts you need to keep your people in power!




Onan has been bringing power to the people for over 50 years.

That's why we're often the winning candidate when standby power systems are being considered.

People appreciate the fact that we don't believe in the separation of power: We engineer, test and ship *complete* standby power systems.

Sure, we promise dependable performance.

And we keep the promise: Each system (engine, generator, automatic transfer switch) carries a warranty for five years or 1500 hours, whichever occurs first. (Details available upon request.)



And to back up *that* promise, we maintain a world-wide parts and service network staffed with qualified graduates of our factory training schools.


So if any questions ever come up, there's never any question whom to call: Us.

Work within the system for the orderly transfer of power. Call your Onan distributorship today. Or contact: Onan, 1400 73rd Ave. N.E., Minneapolis, MN 55432. Telephone: 612/574-5000, TWX: 910-576-2833, TELEX: 29-0476.

## Onan

The system's approach to power . . . worldwide

For more data, circle A83 on inquiry card



## **LIMITED CONTROL RANGE. A HAPPY MARRIAGE OF CONSERVATION AND COMFORT.**

---

Today's demands for energy conservation pose a tough problem in engineering building temperature control systems. On one hand, building owners want low first costs and low energy bills. On the other hand, building occupants want – and deserve – a comfortable working environment. Is there a way to meet both demands?

Honeywell has a happy and practical answer to this dilemma. It's called Limited Control Range. LCR, for short. This unique control concept is built into a line of pneumatic thermostats designed to meet Department of Defense energy limitation requirements. They can be used on virtually any type of mechanical system.

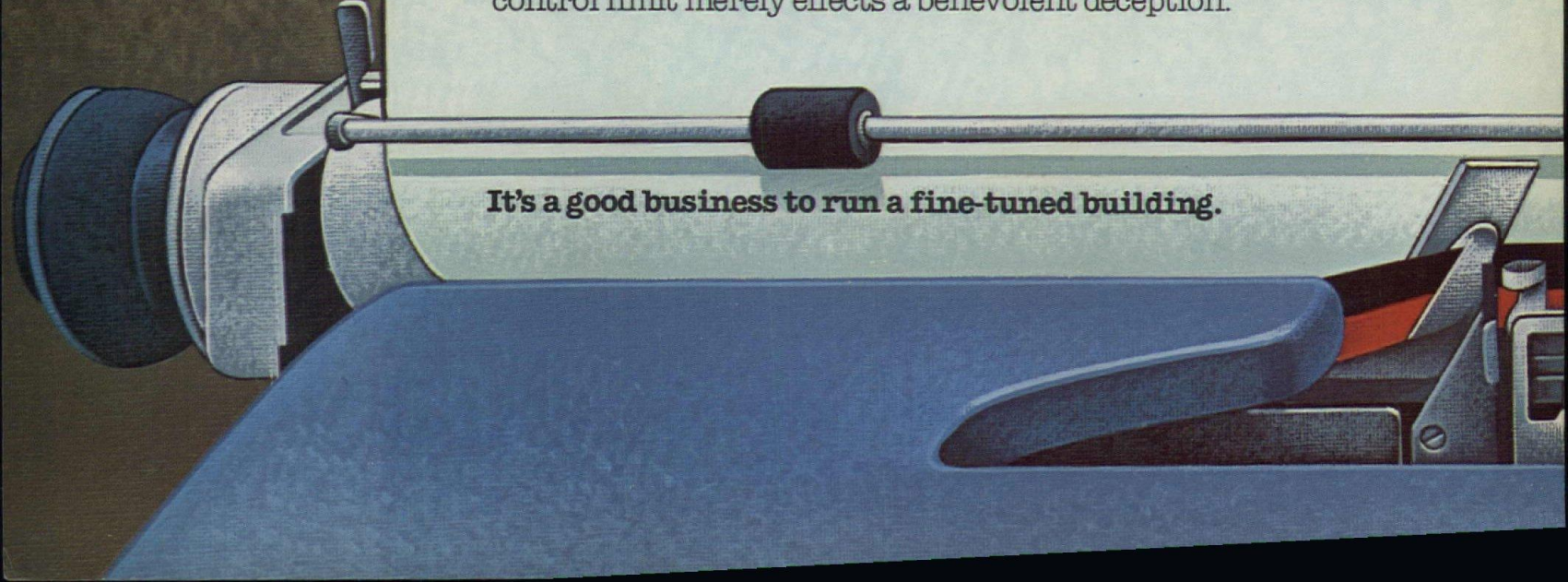
Most importantly, LCR thermostats help save energy without really sacrificing comfort.

### **The people problem: Miss Frost and Mr. Burns.**

The LCR concept recognizes and effectively controls a major cause of building energy waste: the habits of people. All too often, people over-react to feelings of coolness or warmth that may be only temporary or even psychological. An unhappy Miss Frost feels "chilly" and turns her thermostat up to 78° for a quick increase in warmth. A busy Mr. Burns feels "hot under the collar" and cranks his thermostat down to 68° for hurry-up cooling. Both have gone to extremes they may want to correct later. All over the building, all during the year, such unnecessary temperature demands overload the heating and cooling system. And energy costs soar.

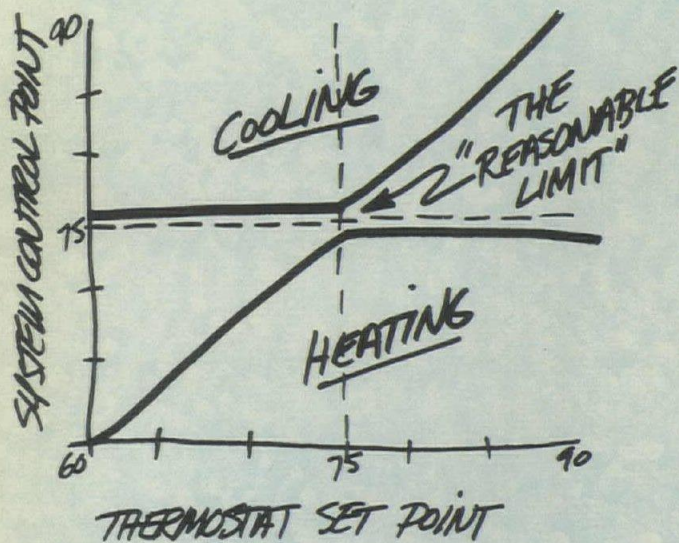
### **The answer: some reasonable limits.**

Simply stated, LCR thermostats limit the temperature control point for heating or cooling, or both, within a reasonable, comfortable range. The dial has no frustrating mechanical stops, but turning it beyond the control limit merely effects a benevolent deception.



**It's a good business to run a fine-tuned building.**

## Honeywell Energy Update No. 102



As you can see from the diagram, an LCR thermostat with an upper limit of 75° during the heating season will not demand heat beyond that space temperature. No matter how high Miss Frost cranks the dial. Similarly, during the cooling season, an LCR stat limited to a low of 75° will not demand cooling below that point, even though Mr. Burns sets it lower.

### Eliminating the "fiddle factor" brings important benefits.

By controlling needless temperature demands, LCR minimizes load peaks, helps keep energy use stable. It allows virtually any HVAC system to operate at more energy-efficient levels. And, as energy rates rise, real dollar savings will rise with them.

### Skeptical? Get the facts.

Energy savings and comfortable temperatures. That's a big claim for our exclusive LCR thermostats, and we don't expect you to buy it out of hand. But we've got the details, facts and figures to prove it. To get them — fast — just look up your local Honeywell comfort controls specialist in the phone book. His number's in the white pages under "Honeywell Commercial Division." He's there to help you. Call him now.

**Honeywell**

For more data, circle A84 on inquiry card

# Announcing the 3M Modular Distribution System.



**Because of it, a building can be flexible for a lifetime.** 3M Brand Modular Distribution System answers your problems of distributing electrical power, electronics and communications at the time of installation and throughout the life of a building.

It offers you design flexibility, reduced installation, labor and maintenance costs, improved life cycle costing, and the

simplicity of a total T-Bar and pole system for open-office landscaping. All out of the way, because it's part of the ceiling.

The basic component of the 3M Modular Distribution System is the Power T-Duct, a factory pre-wired raceway that is permanently mounted to a specified T-Bar ceiling system.

3M Modular Distribution System is UL-listed, and is factory pre-wired for

receptacle circuiting with both 120 and 277 volts.

Want to know more about the only complete T-Bar system that works as long as your building lasts? Write Dept. EAY-3, 3M Electro-Products Division, Bldg. 223-4N, 3M Center, St. Paul, MN 55101.

For immediate assistance call toll free 800 328-1684.

**We make it hard to go wrong.**







Wall Mounted Sphere,  
G40 Lamp



3-Sphere Cluster,  
with Refractors



Cylinder, with  
G40 Lamp



Sphere with Canopy,  
with Refractor



Tapered Cylinder,  
with Refractor



Opal-White  
Ellipse



Hard Cube, with  
G40 Lamp




Soft Cube,  
Opal-White



Sphere with Planes,  
G40 Lamp



Ellipse with Planes,  
4 faces



Drum, with  
Refractor

APPLETON GLO-METRICS LUMINAIRE SYSTEM


## Contemporary outdoor lighting with wide choice of diffusers, light sources, and mountings

The Appleton Glo-Metrics luminaire system offers unlimited architectural lighting design flexibility, permitting a variety of lighting effects in a visually unified lighting layout. There are ten contemporary diffuser shapes. Most shapes include choice of opal, transparent clear or tinted diffusers. They are available for use with incandescent, mercury, or high-pressure-sodium lamps in a wide range of wattages (and with refractors where appropriate). Wall mounting brackets and pole-top cluster brackets for 2, 3, or 4 diffusers are offered; also matching poles for single diffuser pole-top mounting and cluster arrangements. All components, including "in-pole" ballasts for HID luminaires, are furnished pre-wired. Write for 28-page full color Glo-Metrics Catalog. Appleton Electric Company, 1701 Wellington Ave., Chicago, Ill. 60657.

6-226



When one advertising value leads to another . . .  
and another . . .  
and another . . .



A MCGRAW-HILL MARKET-DIRECTED PUBLICATION

## ARCHITECTURAL RECORD

1221 Avenue of the Americas New York 10020


### ADVERTISING LEADERSHIP

In the first 6 months of 1976, Architectural Record carried almost 1½ times more advertising pages than the next magazine.

. . . you've located the leader!

## The cost of security is getting to be a crime

If the growing cost of security equipment seems like highway robbery — let Detex help satisfy your specs and your client's budget limits. Here's how:



1. Locksets to lock doors electrically.
2. Exit control locks to secure emergency exits.
3. Alarms that make a fuss about unauthorized door usage.
4. Dentco Access Units using cards, pushbuttons or both.
5. Remote Indicating Panels that monitor up to 50 doors at once.
6. Our new Detex Security Catalog. We've saved you a free copy.

# DETEX

4147 Ravenswood Ave., Chicago, Ill. 60613

# INDEX TO ADVERTISING

Acoustics Development Corp. ....	112	Lazarus Fabrics .....	146
All-Steel Inc., One of the C.I.T. Companies .....	142	L & M Construction Chemical Inc. ....	37
Aluminum Co. of America .....	184	Ludowici-Celadon Co. ....	69
American Institute of Timber Construction .....	49	Lyon Metal Products Inc. ....	143
American Olean Tile Company .....	102	Macton Corp., The .....	156
American Standard, Plumbing & Heating Div. ....	164	Mannington Mills .....	109
Andersen Corp. ....	82-83	Marvin Windows .....	79
Apache Foam Co. ....	64	Masonite Corp. ....	50-51
Appleton Electric Co. ....	189	Jas. H. Matthews & Co. ....	4th cover
Architrectural Record .....	4, 34, 44, 112, 120, 152, 189	O.O. McKinley Co., Inc. ....	152
Architrectural Record Books .....	14, 37, 156, 168	McQuay Group, McQuay-Perflex, Inc. ....	166
Armstrong Cork Co. ....	2nd cover-1	Montgomery Elevator Co. ....	155
		Mutschler—A Triangle Pacific Co. ....	129
Bolta Wallcoverings .....	12-13	Neenah Foundry Co. ....	44
Bruning Division-Addressograph Multigraph Corp. ....	26	Nutone Division of Scovill Mfg. Co. ....	183
Caradco Division of Scovill Mfg. Co. ....	75	Onan Division, Onan Corporation .....	185
Carson Pirie Scott & Co. ....	104	Penwalt Chemicals Corp. ....	110
Certain-Teed Corp. ....	66-67	Powers Regulator Co. ....	165
Chester Products Inc. ....	150	Power Strut Div. of Van Huffle Tube Corp. ....	45
Chevron Asphalt Co. ....	34	PPG Industries Inc. ....	88
Clearprint Paper Co. ....	30-31	Rally Inc. ....	34
Columbia Lighting Inc. ....	181	Raynor Mfg. Co. ....	86
Composit Shower Plan .....	167	Roll Form Products Inc. ....	63
Conwed Corp. ....	106	Roper Eastern Bldg. Systems .....	103
Crown Metal Mfg. Co. ....	44	Rosemount Partitions Inc. ....	118
		R-Way Furniture Co. ....	144
DeSoto Inc. ....	98-99	Schlage Lock Co. ....	70
Detex Corp. ....	189	Scott Plastics Co. ....	120
The Diller Corp. ....	105	SGL Industries Inc. ....	120
Dryvit Systems .....	62	Smith, Elwin G., Div. Cyclops Corp. ....	52
DuPont de Nemours & Co., E.I., Elastomers .....	147	Stanley Works .....	87
DuPont de Nemours & Co., E.I., Lucite .....	84-85	Stark Ceramics Inc. ....	39
Elkay Mfg. Company .....	163	Stendig Inc. ....	145
		Sternner Lighting Systems Inc. ....	180
Flexiwall-Systems Div. of Wall & Floor Treatments Inc. ....	108	Thiokol Corp. ....	68
General Electric Co., Plastics Div. ....	76-77	3M Co., Electrical Markets .....	188
Glasflex Corp. ....	111	Trinity Division, General Portland Inc. ....	2
Goodrich General Products Co., B.F. ....	100-101	Trus Joist Corp. ....	46
Grace & Co., W.R., Construction Products .....	107	U.S. Steel Corp. ....	58-59
General Portland Inc., Trinity Division .....	2	Vincent Brass & Aluminum Co. ....	65
Heatilator Fireplace .....	119	Vollrath Co. ....	131
Honeywell Inc. ....	186-187	Von Duprin Inc. ....	78
Inryco, Inc. ....	57	Wenger Corp. ....	152
ITT American Electric Corp. ....	182	Weyerhaeuser Company .....	80-81
		Wheeling Corrugating Co. ....	42-43
Johns-Manville .....		Whitacre-Greer .....	35
Building Systems Division .....	151	Xerox Microfilm .....	167
Holophane Division .....	3rd cover		
Kelley Co., Inc. ....	130		
Kemlite Corp. ....	112		
Koppers Company .....	60-61		

## ARCHITECTURAL RECORD

McGraw-Hill, Inc., 1221 Avenue of the Americas, New York, New York 10020  
 Advertising Sales Mgr.: Louis F. Kutscher  
 (212) 997-2838  
 Eastern Sales Mgr.: Robert G. Kleisch  
 (215) 568-6161  
 Western Sales Mgr.: James A. Anderson  
 (312) 751-3770  
 Assistant Business Mgr.: Joseph R. Wunk  
 (212) 997-2793  
 Sales Promotion Mgr.: Richard M. Gross  
 Research Mgr.: Camille Padula (212) 997-2814  
 Classified Advertising: (212) 997-2557

### District Offices:

#### Atlanta 30309

J. L. Moran  
 100 Colony Square, (404) 892-2868

#### Boston 02116

Robert L. Tagen  
 607 Boylston St., (617) 262-1160

#### Chicago 60611

James A. Anderson, Robert T. Franden,  
 Edward R. Novak  
 645 N. Michigan Ave., (312) 751-3770

#### Cleveland 44113

Edward C. Weil III  
 55 Public Square, (216) 781-7000

#### Denver 80202

David M. Watson  
 123 Speer Blvd., #400, (303) 837-1010

#### Detroit 48202

John W. Maisel  
 1400 Fisher Bldg., (313) 873-7410

#### Los Angeles 90010

Richard R. Butera  
 3200 Wilshire Blvd.-South Tower, (213) 487-11600

#### New York 10020

Blair McClenachan  
 1221 Avenue of the Americas, (212) 997-3584

#### Philadelphia 19102

Robert G. Kliesch, George T. Broskey  
 Three Parkway, (215) 568-6161

#### Pittsburgh 15222

Edward C. Weil III  
 2 Gateway Center, (412) 391-1314

#### St. Louis 63011

Richard Grater  
 Manchester Rd., (314) 227-1600

#### San Francisco 94111

Richard R. Butera  
 425 Battery Street, (415) 362-4600

### EXTRA COPIES ARE AVAILABLE

A limited number of extra copies of Product Reports 77 are available on a first come first-served basis at \$5.00 each. Send your order to Mrs. Pauline Krane, P.O. Box 430, Hightstown, New Jersey 08520