

# ARCHITECTURAL RECORD




## INTERIORS

Altered Perceptions  
of Space

ALSO MAYA LIN: INNER LANDSCAPES

[ Between us, ideas become reality. ]\*



Before

# no commercial interruptions

Now you can zone out the random clutter of technical services. The TechZone™ Ceiling System organizes lighting, air diffusers and sprinklers into compact 6" technical zones. This innovative integration of function and design provides a custom, monolithic, uncluttered ceiling visual using large-size Optima™ ceiling panels to create the field. And because it's a system of standard components that have been pre-qualified for fit and finish, you avoid design incompatibilities, long lead times and other hassles associated with custom ceiling systems. With TechZone, reality won't interfere with your design.

[armstrong.com/techzone](http://armstrong.com/techzone)

1-877-ARMSTRONG



TechZone Partners:

CIRCLE 1 ON READER SERVICE CARD OR GO  
TO [ARCHRECORD.CONSTRUCTION.COM/PRODUCTS/](http://ARCHRECORD.CONSTRUCTION.COM/PRODUCTS/)

**CARNES**®

**FLEXHEAD**  
INDUSTRIES

**LIGHTOLIER**

 **LITHONIA LIGHTING**


**neoney**™

 **ZUMTOBEL**

# What We Have Learned

## Editorial

By Robert Ivy, FAIA



**T**he sight of thousands of passengers in the long lines at Heathrow Airport, JFK, and LAX, snaking through the arrival halls or waiting patiently outdoors in rain slickers on August 10 produced a familiar kind of dread mixed with acceptance: Since September 11, 2001, our world has irrevocably changed. In assessing the implications of the attacks on the World Trade Center and the Pentagon, we find that—besides the discussions and plans for the affected sites and their memorials, and our new awareness of the elevation of architecture in the popular consciousness—the aftermath of those events has provoked spirited debate and sometimes transformation in the built world. Five years later, we ask, have we in fact progressed toward safer, healthier spaces?

To judge from the expressions on the faces of the waiting public in the airports, not much. Despite massive investment in airport security, including computerized baggage screening, various metal and trace explosive detectors, surveillance and perimeter intrusion systems, we still have no effective way of pinpointing liquid, peroxide-based explosives in our airports. So-called “puffer” technology, which emits bursts of air to find explosive traces on clothing, comes at a high price and takes up more precious space. Nor do we have guarantees that terrorists would not find other ways of slipping through the permeable borders that airline terminals, not to mention rail centers and ports, represent.

With all our investments and all our cleverness at tightening things up, we remain vulnerable. Aviation Week and Space Technology recently reported that if the perpetrators of the recent airline plot in Britain had managed to secrete the liquid materials among their possessions, they might well have slipped through security and boarded their intended flights. Another new gadget might have helped, but there is no guarantee.

As a culture, we have relied on technology to solve problems sometimes better solved by people. Investigators, real people using human intelligence, not electronics, cracked open the plot, exposing the intentions of more than 20 persons to blow up planes of four different airlines before they set foot in an airport or entered the area we call “security.”

What can we learn from these experiences, and how can we architects make a difference? The shift in tactics by a dangerous few has implications for architects worth considering. First, the dynamics of security

in the post-9/11 world requires nimbleness of response. Yesterday’s norm, a bottle purchased in a duty-free shop, becomes tomorrow’s incendiary device. Marilyn Jordan Taylor, FAIA, who has led major terminal design teams at Skidmore, Owings & Merrill, places the burden on design professionals not only to “understand operations and security” at airports, but also “to provide acceptable, understandable experiences for passengers.” If others control security, architects control the experience, she postulates.

In a world with increasing surveillance, a world that sometimes feels as inescapable as the terminal in Steven Spielberg’s film of that name, we may face other days similar to August 10, despite our collective efforts. Will architects have provided pleasant places for queuing? Places of rest or peace in the hubbub? Opportunities for the elderly or the weary to sit? Changes in lighting levels, in perspectives, in coloration? While we will inevitably require choke-points for maximum scrutiny, can we also provide comfort, settings that minimize fear and maximize our awareness of personal space and of individual self-control? And what to make of cell-phone-infested waiting areas?

For those relatively few architects tasked with upgrading existing terminals or building new ones, we can segregate movement systems in a way that effectively separates cars and people, that minimizes feelings of anxiety caused by crowding, and that still gives us a sense of arrival and possibility that travel suggests. Airports, like the rail terminals that preceded them, remain primary points of embarkation and arrival, now stretched to the global scale.

What have we learned in five years? Machines may give us the illusion that we are actively solving the security problem, but the human mind, the most remarkable machine, deserves our full attention as architects. While we may not be security experts, shaping the character of human behavior in public space lies squarely within our hands, an ability undetectable on anyone’s screening system.

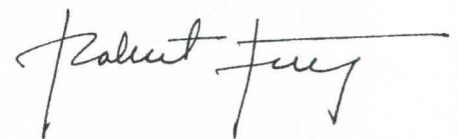




Image by: atelier SoA


Autodesk is a registered trademark of Autodesk, Inc., in the USA and/or other countries. All other brand names, product names, or trademarks belong to their respective holders. Autodesk reserves the right to alter product offerings and specifications at any time without notice, and is not responsible for typographical or graphical errors that may appear in this document. © 2006 Autodesk, Inc. All rights reserved.

An aerial night photograph of a city, likely Paris, showing a dense urban landscape with illuminated buildings and streets. In the foreground, a large, modern building with a green facade is visible, partially obscured by shadows. The overall scene is dark, with the city lights providing a stark contrast.

Autodesk<sup>®</sup>

Can you build a 100-acre  
farm in the middle of Paris?

Absolutely. The Vertical Farm is just one of many ideas that can transform the world through sustainable design. And we're helping architects bring them to life. As the patron sponsor of the U.S. Pavilion at the 2006 Venice Architectural Biennale, we support the efforts of inventive leaders around the world who strive to create a smarter, more efficient, greener future. To learn more, visit [autodesk.com/green](http://autodesk.com/green)



# Letters

## Lasting words

I can't begin to tell you how profound I found Robert Ivy's editorial, "The Essence of Education" [July 2006, page 17]. I was in attendance at William McDonough's talk on the last day of the AIA convention in Los Angeles, awaiting his closing words of inspiration. Ivy's "capture" of Bill McMinn's memorable event is an inspiration in itself. Thank you.  
—William R. Freimuth, AIA  
*Farmington, N.Mex.*

## Another "Aha!"

Walking on Roman streets, Bill McMinn always talked about what he referred to as an "aha moment": the instantaneous, immortal, and sublime recognition of an architectural discovery. For us, the real superb event was to see him become renewed through our own novice experiences. An initial thank you for honoring once again his dedication and commitment in your pages, and a second for letting a former student pay yet another humble respect.  
—Javier Galindo  
*Via e-mail*

## Private business

I am writing in response to Robert Ivy's August editorial, "Five Distinct Dramas" [page 17]. To suggest that a government agency (or government anything) is the answer to the Gulf region's current challenges is a fundamental and disgraceful absurdity.

The government's records of achievement around anything related to *Katrina* have been and are deplorable. From an incompetent mayor to a bumbling and inept governor to bloated federal agencies—the government has failed at every level. The only bigger failure is the failure of individuals to accept their responsibility to rebuild in a prudent manner. Far too many of those who could act

in your drama scenarios cling to editorials such as yours and stick out their hands for the proverbial "free lunch." Some, unfortunately, willingly abdicate their own good judgment.

The fundamental premise as well as the logic of Ivy's editorial is flawed. He notes that FEMA is not performing well, yet just a few paragraphs later suggests that a new government agency is worthy of consideration. What makes him think "things will be different this time around?" Furthermore, while he notes that his analogy of the Depression and the TVA "is clear," I found the context foggy and inappropriate.

Ivy will better serve his readers by noting that these challenges can and should be met by the private sector. The most effective and reliable approach is based on individual and local responsibility, combined with the prudent employment of qualified private-sector planners, designers, and builders.

—Scott Braley  
*Atlanta, Ga.*

## Bravo

EXCELLENT editorial on "Five Distinct Dramas." Thank you.  
—Frank Bruckner  
*Asheville, N.C.*

## Some like it hot

In your August feature, "Big Ideas for a Little Planet" [page 61], Mattias Schuler states in his interview that in New York, buildings are cooled to 68 degrees F in the summer and warmed to 80 degrees F in the winter. "This is ridiculous," he says. "It should be heated to 68 degrees in winter and cooled to 80 in the summer." Schuler might not be aware that New York law requires residential buildings to be heated to 68 degrees in winter between the hours of 6 A.M. and

10 P.M. and to 55 degrees between 10 and 6. As for cooling in the summer, perhaps we should emulate the European approach of grin and bear it, despite the increasing number of deaths that have occurred during recent heat waves.

—Eugene Brodsky  
*New York City*

## The whole picture

Looking over the 10 years of the AIA Top Ten projects [August 2006, Record News, "2006 COTE winners reflect green trends," page 30], I'm gratified to see that architects and design teams are moving past a focus on individual categories such as energy efficiency, material selection, and indoor air quality. They are now beginning to glimpse and express the interconnectedness of the whole. To ensure the efficacy of their actions, they are placing a high value on data collection and are more ready to share lessons learned with others.

But there are ways to bring an even greener future within our reach; by long-term collaborative visioning and action—by using effective metrics of improvement (the parts) and by embracing holistic design approaches (the whole). For example, effective energy metrics, such as EPA's Target Finder, added to the AIA Top Ten criteria and to USGBC's LEED for Existing Buildings, is an effective metric to address climate change. In tandem, emerging concepts such as regenerative and biophilic design show us the interconnectedness of all our actions and the broader impacts each design decision directly makes on our "long-term self interest." Once we pursue the whole and the parts, the line between where a project begins and where it ends begins to blur, and the way we practice architec-

ture begins to change dramatically.  
—Gail A. Lindsey, FAIA  
*Wake Forest, N.C.*

## All that jazz

I share your obvious excitement that Morphosis will get a chance to put New Orleans on the global map by designing the Hyatt Jazz District [July 2006, Record News, "Morphosis unveils plan for downtown New Orleans," page 25]. The use of "bulky, sculptural forms, silvery steel mesh, cantilevered building elements, and folded and curved planes" will not only give New Orleans the cutting-edge buildings that every other major city in the world now is proud of, but will metaphorically express the devastation of Katrina. Thank God there are no references to the culture and the architectural traditions of New Orleans! I am sure that neither the residents nor tourists want to be reminded ever again of the "old" New Orleans. The only disappointment is that the buildings were not designed with shipping-container modules like the award-winning housing projects you recently published.

—Michael Mekeel  
*West Hollywood*

## Corrections

An August News item on Chicago's Green Permit Program [page 34] misspelled the name of the Spertus Institute of Jewish Studies. The *Icefall* water feature in the Hearst Tower lobby [August 2006, page 74] represents the collaborative work of Foster and Partners, James Carpenter, and Fluidity Design Consultants. For the June Snapshot of Birmingham's Spiral Café [page 89], readers should note that Benoy Architects was the lead architect for the Bullring complex.

Write to [rivy@mcgraw-hill.com](mailto:rivy@mcgraw-hill.com).

p.30 **Special section: Fifth anniversary of 9/11**

p.36 **Rebuilding the Gulf Coast**

p.40 **New designs from Herzog & de Meuron**

p.45 **Calatrava Chicago site changes hands**


## Exhibition fetes Twin Towers

Visitors to New York's Skyscraper Museum this month will be able to experience an approximation of the World Trade Center Twin Towers. In an 11-by-22-foot hall, four acrylic posts mimic the dimensions of the buildings' columns. Illuminated from inside, they are reflected in the permanent stainless-steel floor and chromed ceiling designed by Roger Duffy, and in mirrored walls installed by exhibition designer Local Projects. The repetitive effect gives one the feeling of standing beneath two endlessly tall buildings.

The installation is part of the new exhibition, *Giants: The Twin Towers and the Twentieth Century*. Curator Carol Willis explains that the show is devoted not to 9/11, but rather to the design, planning, and

reinvention of Lower Manhattan in the 1960s that culminated in the World Trade Center project. She adds, "This was part of that moment in American history when there was faith in technology and ambitions of bigness, whether it was the towers or jumbo jets or a moonwalk."

Models, photographs, and drawings describe the planning and design process of the downtown area. Additional elements, such as audio clips of people involved in making and working in the Twin Towers, contrast the epic architecture with human experience—a strategy of which the mock plaza is one component. "Our starting point was that people's experience of the towers is fading, it's a history," says Local Projects principal Jake Barton. "We wanted to recreate



**The *Giants* exhibition features this abstraction of the Twin Towers.**

not just ideas about the towers but the towers themselves in as many facets as possible."

The Skyscraper Museum will launch a Web database of 500 con-

struction photos of the Twin Towers, taken by the buildings' structural engineer Les Robertson, to complement the show. *Giants* runs through March 4. *David Sokol*

## New architecture for Katrina-ravaged town

The town of Pass Christian, Mississippi, sits on a sliver of land that straddles St. Louis Bay and the Gulf of Mexico. It was largely wiped out by Hurricane Katrina one year ago. When New Orleans businesswoman Martha Murphy, a native of Pass Christian, learned of her hometown's destruction, she decided to help out. A new building designed by SHoP Architects (below), which celebrates a soft opening this month, is the first of her good deeds.

Murphy was the primary benefactor of an addition to the Richardson Building at Tulane University, in New Orleans, a job SHoP won. Days after the storm, Murphy contacted the firm to design and build a kind of triage center for the Pass Christian community. In the spirit of fast, temporary construction, the architects designed two long, rectilinear buildings linked by a porch with a freestanding roof. "The enclosed structures were really

sheds," says SHoP partner William Sharples, "and originally the roof was as simple as we could make it." Southern pine timber and cladding were mostly donated for the project, as were the efforts of New York firms Buro Happold and Focus Lighting.

But come October, the team had a realization about Pass Christian. "No one's come back," Sharples says. "Part of the problem was that the commercial services aren't there. Martha started looking

at a more permanent building—and to create a catalyst, with both services and architecture, to get people excited to come back."

Now the buildings house a restaurant, a bookstore, a nonprofit organization, and other

tenants. And the architecture was redesigned for more iconographic effect. The underside of the skylit porch roof is a series of trusses with cable-secured intersections that give the appearance of a scoliotic spine and become internally illuminated striations at night. Sharples says the design breaks down the scale of the very long, 5,000-square-foot porch. Inside, the tongue-and-groove ceiling is similarly articulated to accommodate ductwork.

Local schoolkids plan to do homework on the porch, reports Sharples. The project also promises to be a focal point for the design community. Students at Parsons School of Design, in New York, have been the first to flock to the site. They are building an adjacent information center and laundry that should open by the end of the month. *D.S.*



**A crew completes work on two SHoP-designed buildings unified by a sculptural canopy.**

## LMDC announces pending dissolution

The Lower Manhattan Development Corporation (LMDC) announced in late July that it will essentially disband, ending operations by the end of this year.

The LMDC was created as a joint state-city corporation in the aftermath of 9/11 to plan, finance, and coordinate the rebuilding and revitalization of Lower Manhattan. Its planning process resulted in the adoption of the Daniel Libeskind

master plan for the World Trade Center site and the competition for a permanent memorial, which Michael Arad won. But with completion of the memorial, Freedom Tower, and other new construction at the site still years away, critics question why the LMDC is stopping operations now.

In an interview for the public radio program *Marketplace*, architecture critic Paul Goldberger

compared the announcement to the United States abruptly leaving war-torn Vietnam decades ago, saying, "LMDC has sort of declared that it's won and is disbanding. But, in fact ... [it's] leaving a very incomplete, uncertain project behind that's in a lot of chaos and confusion."

The LMDC, which allocated more than \$2.7 billion in federal grants to support downtown residents, businesses, and cultural

programs, says that the Port Authority of New York and New Jersey will oversee construction of the major buildings on the site. But the LMDC has not yet finished design guidelines for the construction of the tall buildings that are planned for there. The exact dates of the release of the design guidelines and when the LMDC will disband were not available at press time. *John E. Czarnecki, Assoc. AIA*

## Carol Ross Barney comments on WTC redevelopment

*David Childs, Michael Arad, and others have been at the center of attention as they continually redesign components of the World Trade Center (WTC) site. The scrutiny they face is immense, and no one knows that better than Chicago architect Carol Ross Barney, FAIA. The principal of Ross Barney Architects designed the U.S. Federal Building in Oklahoma City, replacing the Murrah Federal Building that was bombed in 1995. Here she discusses the challenges of rebuilding in the wake of terrorism, and comments on the WTC design process. J.E.C.*

**ARCHITECTURAL RECORD:** Based on your experience with the Federal Building, how do you respond to developments at the WTC site?

**Carol Ross Barney:** There are similarities, like the inability to attract tenants to the Freedom Tower. The Murrah bombing created a market void for office space on that site. The General Services Administration (GSA) had to persuade federal tenants to move into our new building; it looks like government is going to step in there, too. For these buildings, the symbolism of the place initially overwhelms the functional role.

**AR:** Did your client, the General Services Administration, encounter

hesitancy in the rebuilding process?

**CRB:** The largest protest was from employees of the Department of Housing and Urban Development, which was located in the Murrah and had the most casualties. Some people were not comfortable being so close to the site of the bombing.



The U.S. Federal Building was constructed after the Oklahoma City bombing.

**AR:** GSA is more distinct than the factions at the WTC site. Is that a key difference in the success of a project of this scope and attention?

**CRB:** In a way, Oklahoma City was more democratic. From the beginning of the design process, GSA provided an open forum for stakeholders, but no single stakeholder was able to override the process. GSA gave us a lot of latitude to address all parties and to explain what we were doing. I think that promoted intelligent consideration

of controversial issues like security, instead of knee-jerk solutions.

**AR:** Any lessons you learned for moving through the obstacles and remaining true to your design vision?

**CRB:** We tried to concentrate on the long view and consider how our

building would benefit and influence Oklahoma City in five years and 50 years, rather than design to negate the latest threat or fear.

**AR:** How did you deal with the spotlight when you were selected for the Oklahoma City project?

**CRB:** At first, it made me uncomfortable. But it did give me a forum to talk about design and the importance of livable environments. I had to set my defaults, because there's a lot of clutter along the way.

**AR:** What's your opinion of the design of the Freedom Tower?

**CRB:** Look at the base of the Freedom Tower. How does that add to the urban quality of the area? It's not a friendly urban building. The police forced a solution according to their notion of threat. That unfortunate base is there because of what happened in Oklahoma City, a vehicle bomb parked near a building. And that has happened only once in recent history. What a price to pay for a single event! It is sad that this building doesn't break any new ground about security design or make this intense land use more livable.

**AR:** From what you have seen, are the designers of the buildings and the memorial at the WTC site incorporating the most effective means for a secure, yet open and inviting place?


**CRB:** No, security design is not rational at all, and it has limited effectiveness. If you did a cost/benefit analysis on security upgrades, the stuff doesn't pay. The government standards are written to prevent another Oklahoma City, but a future terrorist attack is unlikely to be anything like Oklahoma City.

"Open and inviting" always trump "secure" when you are talking of our cities. It creates secure.



# Ceilencio®

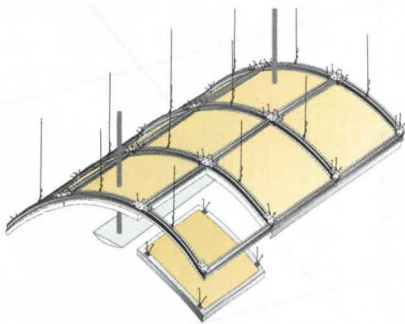
Ceilencio ceiling system combines design flexibility with easy downward access



Claro finished panels in Ceilencio suspension



Claro finished panels in Ceilencio suspension



Quadrillo finished panels in Ceilencio suspension

## decoUSTICS

Visit [decoustics.com](http://decoustics.com) and view over 50 custom installations

1-800-387-3809

CIRCLE 15 ON READER SERVICE CARD OR GO  
TO [ARCHRECORD.CONSTRUCTION.COM/PRODUCTS/](http://ARCHRECORD.CONSTRUCTION.COM/PRODUCTS/)


## Memorial architects say work is moving quickly

As controversy and politics have slowed progress at the Ground Zero memorial site, several other memorials to the victims of September 11 are proceeding at paces that surprise even their designers. The memorial to victims in Westchester, New York, will be dedicated on September 10. And the Staten Island memorial, though significantly smaller than some of the others, was completed in 2004.

Paul Murdoch, AIA, who is designing the Flight 93 Memorial in Shanksville, Pennsylvania, says that his process has been “not only surprisingly smooth, but also surprisingly accelerated,” even though Murdoch finds that he’s working with far more constituents than he normally does. He credits the

assumed that raising \$20 million would be a drop in the hat,” Beckman points out. “It wasn’t.” The bureaucracy has been kept to a minimum, according to Beckman, because the Pentagon Memorial Fund is the sole client, and the Pentagon itself is not weighing in on aesthetics. “The Pentagon is kind of its own entity, like the Vatican, so there’s less outside pressure to make changes,” she says.

In comparison, the memorial in Hoboken, New Jersey, is inching along. “It’s nothing unusual,” says Jeanne Gang, AIA, the architect member of the designers FLOW Group—“just more people to have to talk to.” For Gang, as for many of the architects, the emotional content of memorial design is one of the most



**FLOW Group's artificial-island memorial should start construction in spring.**

the words ‘phenomenal’ and ‘fantastic’ to describe the processes,” Schwartz says, who also agrees with Gang’s assessment of the sensitive nature of the design work: “The emotion is never ending.”

But for all the praise of the fast memorial processes, perhaps none has been as smooth as that of the Staten Island memorial, two curving fiberglass “postcards” designed by Masayuki Sono and Lapshan Fong. Their design was selected in 2003, and the memorial opened September 11, 2004—though some work continued after that time. Fong says, “We couldn’t delay even one day.”

For some of these designers, memorial work has led to other projects. Kaseman and Beckman were invited to a closed interview process for the design of a memorial to the space shuttle Columbia in Nacogdoches, Texas. They were selected for the project and are awaiting NASA’s unveiling of their design. Schwartz says that his memorial designs led the people of New Orleans

to recognize that his firm could help; it is now among the teams working on rebuilding plans there. He emphasizes, however, that he does not bolster his résumé with the memorial projects. Fong says that the Staten Island memorial had led to more work indirectly, because “it’s in the portfolio.” But his partner has a different view of the marketing influence of their design. “People see the memorial,” which consists of two curving fiberglass panels, Sono says, “and don’t think, ‘I want a house like that.’” *Kevin Lerner*




**Paul Murdoch's Flight 93 Memorial is proceeding at an “accelerated” pace.**

National Park Service for its guidance of the process. Nevertheless, since it involves as much as 2,200 acres of landscape, the project is not scheduled to be complete until 2011.

In Alexandria, Virginia, Julie Beckman, who is designing the Pentagon Memorial with her partner Keith Kaseman, has had a slightly different view of working on one of the three major memorials. She says that while the process, which entered the construction phase this summer, was “very fast in the world of memorials,” fund-raising efforts delayed construction from the original two-year timeline. “They

demanding aspects of the work. “Now we’re dealing with symbolic meaning,” she says, “which I haven’t really dealt with before. It’s been very difficult, but I feel compelled to move on and do this really well.” Gang’s team currently is working on construction drawings. They hope that, in spring 2007, they will drive the piles for the artificial island that will be the memorial’s centerpiece.

Frederic Schwartz, FAIA, who dealt with political maneuvering as part of the THINK team at Ground Zero, is now designing two memorials: the New Jersey State memorial, in Jersey City, and the one in Westchester, New York. “I would use



**The Staten Island memorial is already open.**



## Color. Imagined.

Mystical Grape #2071-30

1-866-708-9181 or visit [benjaminmoore.com](http://benjaminmoore.com)

©2005 Benjamin Moore & Co. Benjamin Moore and the triangle "M" symbol are registered trademarks, licensed to Benjamin Moore & Co.

CIRCLE 16 ON READER SERVICE CARD OR GO TO [ARCHRECORD.CONSTRUCTION.COM/PRODUCTS/](http://ARCHRECORD.CONSTRUCTION.COM/PRODUCTS/)

## Firefighters' Monument unveiled across from Ground Zero

It was originally meant to be a series of vitrines—an exhibition of 9/11 memorabilia and photographs presented in glass cases and illuminated by small halogen spotlights. But when Viggo Rambusch was introduced to the Firefighters' Monument project, he remembers countering, "a display case is not a permanent memorial."

Now it's a figurative, 7,000-pound, bronze bas-relief sculpture installed within a 6-by-66-foot niche on 10 House, the newly built home of Engine Company 10 and Ladder Company 10 that sits across Liberty Street from Ground Zero. Crews worked through the night of June 10 to lift the monument's three panels into place, and at daybreak, as if out of nowhere, it appeared for its official dedication. The day marked the fourth anniversary of the conclusion of the Fire Department's recovery effort. Crews are still waiting to lay granite—the same used for the Freedom Tower's cornerstone—in the sidewalk in front of the sculpture.

Rambusch is honorary chairman and senior project manager at


the Rambusch Company, a 108-year-old firm that fabricates decorative metalwork, stained glass, and lighting. When Brian D. Starer, vice chairman of Holland & Knight Charitable Foundation, which funded the Firefighters' Monument, approached Rambusch with the request to make the piece, Rambusch evoked Trajan's Column instead of the display cases. The 98-foot-tall column has stood in Rome since the year A.D. 113, its spiral bas-relief commemorating Emperor Trajan's victories in the Dacian Wars. Rambusch vetted bronze as a noble material that could also withstand "hammers, paint, and all sorts of damage." Unlike its precedent, this memorial doesn't reveal: The Twin Towers, depicted at the moment of the second plane's impact, stand at the center of the relief. It is flanked by scenes of firefighters engaging in rescue, with several of the fig-

ures exhibiting strain and exhaustion, but not despondency. At the behest of the New York City Fire Department, "It is a collage of the entire rescue effort; both buildings have been hit, but there is not the suggestion of collapse," says Martin Rambusch, chairman of the board.

The relief was rendered in three panels, so that it can be moved from 10 House to a permanent stand at Ground Zero sometime in the future. "It was a small congenial group, which allowed us to move along at a steady clip," Martin Rambusch

says of the memorial's fast execution. "Everyday politicians find a photo-op in front of Ground Zero. You'd think they'd be embarrassed that nothing's complete."

In the meantime, the monument hugs the wall of the station house, honoring the 343 firefighters who died. A separate plaque is dedicated to Glenn J. Winnuk, a partner at the Holland & Knight law firm and volunteer firefighter. He ran from his office at 195 Broadway to the Twin Towers to help victims, and never came back. *Leigh Batnick*



A symbolic granite sidewalk will finish off work on the Firefighters' Monument.

## Interviews drive ongoing WTC evacuation study

Most studies that have tested the structural integrity of the Twin Towers, such as last year's comprehensive report by the National Institute of Standards and Technology (NIST), utilize computer simulation and materials analysis. One research project, still under way, relies solely on interviews with people who escaped the buildings.

Ed Galea, a professor of fire safety engineering at the University of Greenwich, England, oversees HEED, or High-Rise Evacuation Evaluation Database. He is investigating whether or not the World Trade Center buildings were well suited for a quick evacuation, and

why evacuees left the building in the manner that they did. The project, funded by a \$2.75 million grant from the British Engineering and Physical Sciences Research Council (EPSRC), began in September 2004 and will continue through next year. To date, more than 300 interviews have been conducted, and Galea hopes the total will reach 1,000.

"It's a fairly unique project in that we're looking at a mix of psychology and engineering," says Galea, who is also working with scholars from the universities of Ulster and Greenwich. Interview queries broach the processes by which people left the buildings, their

reasons for responding to fire alarms at varying speeds, why they might have moved slowly down stairs, and whether or not they yielded to evacuees entering at lower floors, listened to building superintendents' commands, and considered exiting the building to be a risk. There is no video footage of stairwell evacuation.

Galea says that the results of the study, to be released in November 2007, will encourage faster fire-alarm response and evacuations. He also predicts the research will result in better building codes and more accurate evacuation-simulation software.

The exhaustive interviews can require as much as two hours. Data is broken down into categories, such as "response times" and "motivating factors for leaving." "People in the building who evacuated are the experts," Galea says. Similar investigations, such as the NIST effort, use questionnaires that limit the range of responses. After the project is completed, interview transcripts and researchers' analysis will be distributed to engineers and made accessible to the public on [wtc-evacuation.com](http://wtc-evacuation.com). Prospective interview candidates can also consult this site to learn more about participating in the study. *Sam Lubell*


# Port Authority takes over WTC memorial

On July 6, the Port Authority of New York and New Jersey, owner of the World Trade Center (WTC) site, assumed control of building the memorial and its museum. The WTC Memorial Foundation ceded control of construction but will continue fund-raising and overseeing design.

Under the new deal, the Port Authority will pay as much as \$150 million for the memorial's related infrastructure, and an additional \$45 million for cost overruns. The Lower Manhattan Development Corporation has said it will contribute \$250 million through federal Housing and Urban Development grants. The foundation has raised \$131 million so far.

At the announcement, Governor George Pataki praised the "efficiencies" that would result from the transition, and pledged that it would expedite the building process. He pointed out that the Port—which is developing the Freedom Tower and building the WTC Visitors Center, the World Trade Center transit hub, and Tower 5—built the temporary PATH station at the WTC site in "just 16 short months." Construction on the memorial is scheduled to begin September 11.

Citing the Port's reputation for bureaucracy, cost overruns, and value engineering, some critics wondered whether the agency can shoulder another complicated project with high design values. The public response to the move has been largely positive, though. Jeremy Soffin, vice president for public affairs at the New York planning advocacy group Regional Plan Association, was pleased with the changeover: "It makes things a lot easier to have one agency in charge, and it gives them the ability to do what they do best, which is build," he said, adding, "Forget about the past; I think the current leadership of the Port Authority has shown itself to be quite competent." S.L.

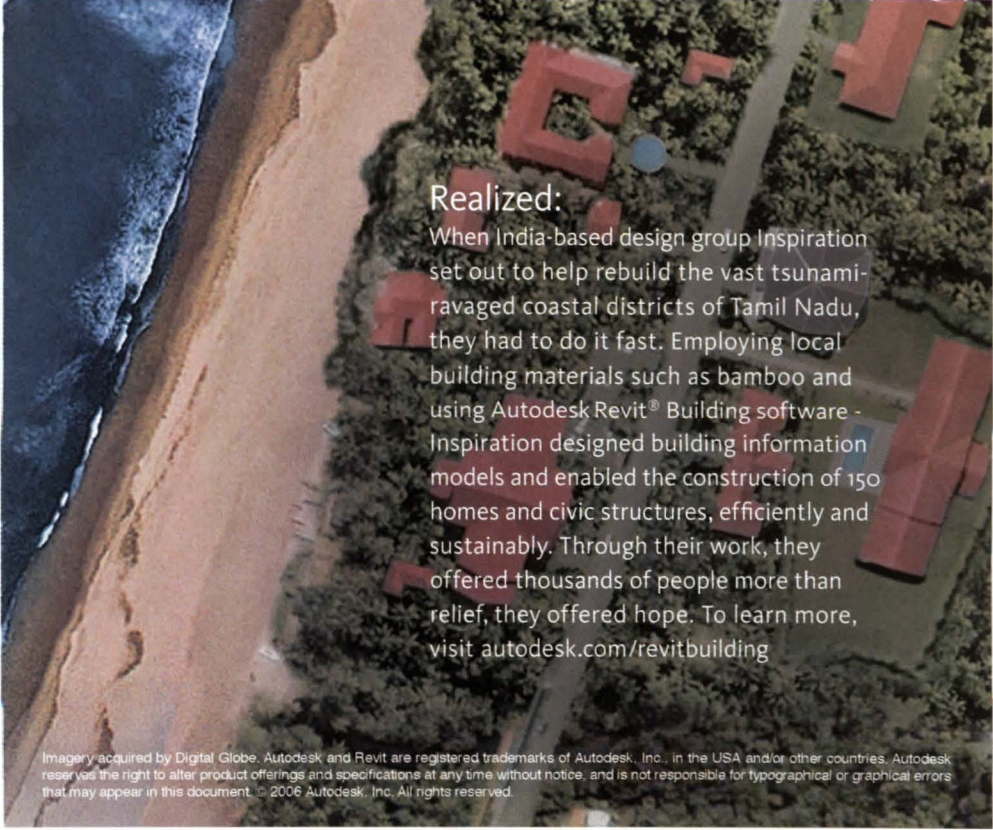


Idea:  
Quickly replace devastation with development.



Autodesk

Realized:  
When India-based design group Inspiration set out to help rebuild the vast tsunami-ravaged coastal districts of Tamil Nadu, they had to do it fast. Employing local building materials such as bamboo and using Autodesk Revit® Building software - Inspiration designed building information models and enabled the construction of 150 homes and civic structures, efficiently and sustainably. Through their work, they offered thousands of people more than relief, they offered hope. To learn more, visit [autodesk.com/revitbuilding](http://autodesk.com/revitbuilding)



Imagery acquired by Digital Globe. Autodesk and Revit are registered trademarks of Autodesk, Inc., in the USA and/or other countries. Autodesk reserves the right to alter product offerings and specifications at any time without notice, and is not responsible for typographical or graphical errors that may appear in this document. © 2006 Autodesk, Inc. All rights reserved.

## High costs plague Gulf rebuilding effort

Several market phenomena could hamper the Gulf Coast's rebound from the 2005 hurricane season. Shortages of raw materials, in combination with record fuel prices, are forcing price increases for residential contractor supplies as well as construction delays.

"Construction and labor supplies have been tight for several years, with material costs increasing much faster than overall inflation," says Michael Carliner, vice president of economics for the National Association of Home Builders (NAHB). In the aftermath of Hurricane Katrina, there was a spike in demand for certain repair materials. But Carliner explains, "The 2005 hurricanes actually reduced demand in the short term. The long-term rebuilding effort will mean additional demand, and shortages are therefore likely to continue for several years."

Surging domestic construction and demand from fast-growing nations such as India and China, as well as manufacturing constraints, are combining to drive prices higher globally for some building products. This is taking place even though, in the U.S., increasing mortgage rates and slowing job growth have since

brought a slowdown in new home construction and remodeling.

Copper, for example, leaped in price from \$1.60 per pound to more than \$3 per pound, says John Mothersole, an economist with Global Insight in Washington, D.C. A new 2,100-square-foot, single-family house uses about 440 pounds of copper, mostly in wire, pipes, and plumbing fixtures. According to Ken Simonson, chief economist for the Alexandria, Virginia, trade group Associated General Contractors of America, copper and brass pipe, wiring, faucets, and flashing have experienced an 88 percent price increase since last year.

Similarly, the NAHB survey of builders in early May 2006 found 34 percent reporting shortages of drywall, including 5 percent reporting severe shortages. That was the highest share reporting drywall shortages in five years. The U.S. Census Producer Price Index (PPI) shows that gypsum products have gone up in price by 22.9 percent since this time last year.

Energy markets are also contributing to the trend. Light-sweet crude oil prices hit a record \$77-per-

barrel cost in July, a 23 percent year-over-year increase, which has pushed prices for PVC pipe up 20.5 percent in the same period, reports the PPI. Asphalt, tar roofing, and siding products likewise shot up by 16.7 percent on the PPI.

The upward trends in fuel prices account for approximately 20 percent of cement prices. And with cement consumption topping 130 million metric tons in 2006, a 3.7 percent increase from 2005, it has jumped 15 percent in price. As a result, concrete products are up 10.5 percent, too, according to the PPI. Edward Sullivan, chief economist for the Portland Cement Association, foresees average annual demand increases of 2.5 percent through 2009.

Simonson adds that fuel prices can have a double-whammy effect. Because building supplies are transported to work sites by means of diesel fuel, "the delivered costs of many materials have gone up even more than their prices at the producer's point of sale."

Lumber is a rare exception. It is experiencing relief thanks in part to a U.S. Commerce Department deci-

sion in December to halve duties on Canadian softwood lumber imports, which account for one third of domestic lumber use. The move helped drop composite framing lumber prices to \$317 per 1,000 board foot in July from \$419 in 2005. That decrease promises to continue in 2006 as fewer home orders lower demand.

But in the Gulf Coast, cheaper lumber is more than compensated by the compound expenses of other materials—and labor. Don Sampson, president of the Louisiana Home Builders Association, a Baton Rouge-based trade group, explains: "Our labor force mostly consisted of hourly workers that needed a paycheck each Friday, and when there wasn't one, they left. The people who stayed here are charging a premium. We are building more houses because of the storm. And that will last a couple more years. But it's taking about 30 percent longer on average to build a home due to workforce availability. It has taken a lot of the home buyers out of the market. Low interest rates were great, but high material costs are taking a lot of families out of the picture." *Tony Illia*

## Students overcome materials shortage

Facing a shortage of materials in Katrina-ravaged Louisiana, how could 34 fifth-year students from the School of Architecture at Louisiana Tech University install elegant hickory wood floors, exterior wood siding, and tile in a house for an underprivileged family in Ruston? "We had to hunt and peck to find donations," says Justin Roark, one member of the group.

In 2005, the North Central Louisiana chapter of Habitat for Humanity commissioned the project on behalf of a mother, her partner, and three children. Since funds, materials, and labor were entirely

donated, students found themselves competing with relief efforts focused on the southern section of the state. A \$25,000 grant from Weyerhaeuser jump-started the team.

Despite the patchwork of materials donated by local suppliers or discovered by pure chance, the team finessed a house with contemporary appeal. The 1,350-square-foot building (right) is subtly massed to nestle into its wooded site; its floor plan takes advantage of prevailing winds and sunlight, while high ceilings enhance the sense of openness.

The design responds to family



**This Habitat house is a lesson in creativity.**

needs by providing privacy as well as desks for the children's schoolwork. Materials and systems were selected with an eye to keeping maintenance and operational costs at a minimum. Sustainable princi-

ples were also incorporated where feasible.

While students learned the logistics of material procurement and construction management, Roark, who now works for Nashville-based Earl Swensson Associates, says sheltering a needy family

resonated the most. "We had just put up framing for the walls in April; the mother saw that each child was going to have their own room and she started crying." They took occupancy in May. *Russell Fortmeyer*



## DIVIDE AND CONQUER

individual columns. It's a revolutionary concept in refrigeration, and the newest way for builders to capitalize on Thermador's cutting-edge approach to product design. Our ingenious new Freedom™ Collection features modular, built-in fresh food, freezer, wine cooler and bottom-freezer columns in multiple widths ranging from 18" to 36", giving you unrivaled flexibility in creating a refrigeration system for your next project. State-of-the-art Thermador products like the Freedom collection are the building blocks of the Thermador Kitchen: a beautiful kitchen with broad consumer appeal, increased resale value, and one that differentiates you from the competition. Thermador—empowering the kitchen enthusiast for more than 70 years.

## Challenged schools prepare for new year

This fall, the three Rs could easily represent repopulation, rebuilding, and arithmetic, as school districts affected by Hurricane Katrina try to provide an education with fewer intact structures, smaller tax bases, and an undetermined population.

In Mississippi, where 16 schools were completely washed away in the storm surge, and only 14 of 152 school districts didn't close, students were back in school by October 2005. Interviewees attribute the quick rebound to efforts by school superintendent Dr. Hank Bounds to loosen up federal dollars for portable classrooms.

Most students will continue to attend classes in these temporary structures while officials determine where schools may be built to comply with the new FEMA flood

elevation maps, and how they will be financed. Ironically, the Hurricane Recovery Act provided funds for restart but not reconstruction, says Caron Blanton, communications director of the Mississippi Department of Education.

The picture in southern Louisiana is far more fragmented. In New Orleans's St. Bernard Parish, where all housing stock was destroyed and 10 of 22 school buildings were recommended for demolition, 3,000 students are still expected to return to school this fall. They will attend classes in two renovated schools and portable classrooms. "We were a financially healthy school district, so we were able to buy our own trailers to get it up and running," says Beverly Lawrasen, assistant superintendent.

"We've since been reimbursed by FEMA for the trailers, but reconstruction, which is a 90/10 split, is a different story."

Between lost sales and property taxes, and state funding that's based on student population, St. Bernard is having a hard time coming up with the 10 percent match. To circumvent stipulations for Hurricane Recovery Act funds, the district is using its operational money for construction and shifting the federal dollars into its operation budget. "It would have been advantageous if a lot of the red tape had been cut for us," Lawrasen says.

In Orleans Parish, 56 of the 117 schools managed by the Louisiana Department of Education will be open. Approximately 12,000 students had attended classes last

year. Meg Casper, director of communications, notes, "We're planning for 34,000 this fall, [but] the demographers are telling us we will have far fewer than that."

Assessing damage, the order in which schools should be repaired, and availability of workers and materials has been more cumbersome for Orleans Parish than securing funds, Casper explains. "We are dealing with all the issues that people who are trying to rebuild their houses face. Costs are higher, and there is trouble finding materials and workers."

Schools are being repaired according to the amount of damage and repopulation trends. "As residents come back and the city does more planning, hopefully we'll be able to make more decisions," Casper says. *Angelle Bergeron*

## New Gulf Coast subdivisions are designed to take a beating

While the natural force of hurricanes can be devastating, much property damage caused by storms comes from debris flying off nearby buildings.

Armed with this knowledge, real estate investors are transforming swaths of land into hurricane-fortified developments whose scale is unprecedented. To be truly safe, the thinking goes, not only must individual homes be heavily reinforced for potential disaster, but all of the surrounding homes must withstand wind and flooding, too.

Jim Hayes, founding principal of Beaumont-based developers Crown Team Texas, says his firm recently acquired 9,000 acres of coastal land near Houston for multiple housing developments. One of those parcels will become Audubon Village, a project that is currently under way. Each of the 600 residential units is built on concrete stilts and designed to withstand 130-mile-per-hour winds.

Hayes says, "Even with the hazards and the potential for disaster,

people want to be on the water."

Alys Beach, a development on the northwest coast of Florida, is similarly fortified, but designed using new-urbanist principles and inspired by Bermudan architecture. This 158-acre development will ultimately comprise 890 residential units, according to town architect Marieanne Khoury-Vogt. Buildings will be all-masonry construction with impact-resistant doors and windows. "It has to be that way, otherwise there could be total devastation," Khoury-Vogt says.

Both developments are certified by the Tampa, Florida-based Institute for Business and Home Safety. Chuck Vance, program manager at the institute, explains that building codes represent minimums for safety, so his organization seeks to raise that threshold. Since the institute's launch in October 2000, the certification has been implemented in more than 1,500 homes in 11 states. *John Gendall*



The houses of Audubon Village (top) are reinforced against wind; concrete stilts allow them to stand above potential flooding. Recently completed buildings in Alys Beach (above) mask their defenses in the style of new urbanism.



# UNCONTROLLED, WATER SHAPES NATURE.


Controlled,  
it can shape  
our future.

## The Sloan Water Conservation Division

was established to identify and develop the most advanced plumbing conservation systems — products which control water and contribute toward LEED® credits.

Sloan Is **THE** Water Conservation Company.

- **Solis™ Solar-Powered Faucet**
- **Waterfree Urinals**
- **FLUSHMATE® 1.0 gpf Pressure-Assist Units**
- **Crown® HET Flushometers**
- **Dual-Flush Flushometer**
- **XLerator® Hand Dryers**



For more information call  
800-9-VALVE-9 (800-982-5839) ext. 5609  
[www.sloanvalve.com](http://www.sloanvalve.com)

CIRCLE 18 ON READER SERVICE CARD OR GO  
TO [ARCHRECORD.CONSTRUCTION.COM/PRODUCTS/](http://ARCHRECORD.CONSTRUCTION.COM/PRODUCTS/)

In China: Sloan Valve Water Technologies (Suzhou) Co. Ltd.  
Suzhou New District, China • [www.sloan.com.cn](http://www.sloan.com.cn)

get  
v  
I ~~need~~  
cabinetry  
specs to  
create great  
designs.  
at  
kraftmaidspec.com



Only KraftMaidSpec.com lets you download AutoCAD drawings of every single cabinet and gives detailed information on door styles, finishes, storage solutions and our quality construction. Visit KraftMaidSpec.com and see why so many architects rely on it as their design resource.

Made just for you.

**KraftMaid**  
Cabinetry

[www.kraftmaidspec.com](http://www.kraftmaidspec.com)

CIRCLE 19 ON READER SERVICE CARD OR GO TO [ARCHRECORD.CONSTRUCTION.COM/PRODUCTS/](http://ARCHRECORD.CONSTRUCTION.COM/PRODUCTS/)

## Record News

### Herzog & de Meuron propose cut-glass ziggurat for Tate

Herzog & de Meuron have returned to the Tate Modern museum in London. In July, the Swiss team revealed the design for a glass extension to Bankside Power Station, which the firm renovated to serve as the Tate's home. The addition will increase the existing floor space by 60 percent.

Opened in 2000, Tate Modern was designed to accommodate 1.8 million visitors a year, but



The crystal pyramid design planned for Tate Modern.

last year, 4.1 million art enthusiasts passed through its doors. New York's Museum of Modern Art drew 2.67 million visitors over the same period, and 2.5 million visited the Centre Pompidou in Paris. "There is serious overcrowding, particularly at weekends," a Tate official says.

Bankside still generates electricity. So when, in 2000, EDF Energy Networks began considering plans to move its plant from the Switch House substation into a smaller area within the building, Tate director Nicholas Serota took to deploying the vacancy for the museum's use. Herzog & de

Meuron were appointed in January 2005.

The planned extension comprises 11 stories of stacked-glass blocks. The blocks protrude at a multitude of angles from the side of an essentially pyramidal form. It is a fragmentary, experimental contrast to the monolithic power station. The architects say that the protruding cubes can be interpreted in two ways: as the erosion of the pyramid, or as a pyramid in the process of emerging.

The addition, which is sited adjacent to the power station's southern facade, will include 10 new galleries for contemporary art, accommodating photography, film, video, and performance art. Other features include teaching spaces, two new performance areas within the oil tanks of the former power station, and a new entrance that opens up a north-south axis through the building for the first time.

The top three floors of the 230-foot structure are visible from the north, changing the appearance of the South Bank from St Paul's Cathedral, a view that is generally considered sacrosanct in London. The Twentieth Century Society, an organization dedicated to the preservation of post-1914 arts and design, has expressed concerns about the height of the proposed addition and its adventurous form, which the society fears may detract from the original structure.

Tate Modern will submit a planning application in the autumn. The £165 million (\$314 million) cost will be equivalent to the original conversion of Bankside Power Station. Officials hope to complete the addition by 2012, when London hosts the Olympic Games. *Adam Mornement*

### New Parrish museum unveiled

Well-heeled Hamptonites attending the annual fund-raiser in July for the Parrish Art Museum, in Southampton, got first glimpse at renderings and models of the institution's new home. Herzog & de Meuron founder Pierre de Meuron, Hon. FAIA, was on hand to unveil the design for a 64,000-square-foot complex that is scheduled to open in 2009.

The design, a series of smaller built forms, was inspired by artists' studios located in Long Island's East End, the region that is being changed rapidly by the Hamptons' elite. The museum's indigenous landscape of meadow grass, scrub woodland, and coastal dunes reinforce the architects' intent that it appear as a small compound of studios.

Four main galleries are likely to contain work



by major artists, such as Willem de Kooning and Fairfield Porter, who are well represented in the Parrish inventory. North-facing monitors and generous windows will connect visitors to the native habitat outdoors, and to the daylight that attracted artists to the East End originally.

The event raised \$900,000 for the Parrish. Altruists were dutifully thanked: The evening's goodie bags included sculptural chocolates representing the different volumes of Herzog & de Meuron's proposed design. *D.S.*

venicia™  
BY KRAFTMAID®



Venicia by KraftMaid is perfect for both light commercial and residential applications.

Introducing cabinetry that is no longer a stretch of the imagination.

Introducing cabinetry that no longer requires you to stretch the timeline and budget.

**Introducing Venicia™** | A brand-new line of open frame Euro-style cabinetry from KraftMaid that allows you to bring your vision into your project designs. With Venicia, you'll enjoy the endless design opportunities that come with these sleek and sophisticated lines, along with the affordability, flexibility and short lead times you've come to expect from KraftMaid. Thanks to Venicia, the design of your clients' dreams is the same one you've been dreaming of designing.

For information and complete product specifications, visit [kraftmaidspec.com](http://kraftmaidspec.com) or call 800.919.1986.

Made just for you.  
**KraftMaid**  
Cabinetry

[www.kraftmaidspec.com](http://www.kraftmaidspec.com)

CIRCLE 20 ON READER SERVICE CARD OR GO TO [ARCHRECORD.CONSTRUCTION.COM/PRODUCTS/](http://ARCHRECORD.CONSTRUCTION.COM/PRODUCTS/)



The Door With A Split Personality



Automatic Operation  
When You Need It,  
-and-

Balanced Door Operation  
When You Don't.

Balanced doors will never be the same thanks to this completely unobtrusive, ingenious, automatic door operator. It's perfect for ADA applications and excellent for smoke evacuation. And, like all Ellison products, it's built to last.

**ellison**

BALANCED DOORS  
& CUSTOM ENTRANCE SOLUTIONS  
www.ellisonbronze.com  
800.665.6445

CIRCLE 21 ON READER SERVICE CARD OR GO  
TO ARCHRECORD.CONSTRUCTION.COM/PRODUCTS/

## Record News

### Behnisch heads team for downtown Pittsburgh development

When development of a 6-acre site in downtown Pittsburgh is completed around 2014, ribbons of green will run up, down, and across it: Vertical gardens will wrap the interiors of apartment buildings, and a two-block-long elevated park will traverse a roadway, connecting city dwellers to the Allegheny



RiverParc's scheme has abundant green space.

River. This is the vision of the international design and development team RiverParc, headed by Behnisch Architekten, that won the Cultural District Riverfront Development Competition; additional team members included Gehl Architects of Copenhagen, and Toronto-based architectsAlliance. In July, the Pittsburgh Cultural Trust announced that RiverParc would design the \$460 million mixed-use project, beating out teams led by design architects Konig Eizenberg and MVRDV.

A 14-person jury of recommendation chose

RiverParc unanimously. Despite the nondescript nature of the buildings in the team's contest submittal, the thoroughness of the planning effort prevailed. The cultural trust's guidelines stated, "It is more important to have a well-designed master plan ... than to seek 'iconic' design."

Residential development pervades the winning master plan, which features 700 new residential units distributed among condominiums, town houses, and rental apartments. The first of two phases is scheduled to commence in mid-2007. It includes construction of four residential buildings (350-400 units) with ground-floor retail spaces, town houses, parking lots and structures, and infrastructure. A second phase calls for a performing arts venue, a four-star hotel, and additional residential buildings.

In creating a "three-dimensional garden city," RiverParc's scheme includes four outdoor public plazas and pedestrian streets to accompany the planted zones inside the residential buildings. Also, the new Three Sisters Gallery park, named after the group of three bridges that span the Allegheny River, will occupy an innovative span that captures space above the 10th Street Bypass. The architects say they will seek LEED-certification, and will enter the project in the USGBC pilot program to be one of the first LEED-ND certified neighborhood districts in the country. *Jennifer Lucchino, AIA*

### Design for Zurich Forum angers preservationists

Architect Rafael Moneo, Hon. FAIA, has won a competition to rebuild the Zurich Forum, a congress and meeting center on the Swiss city's lakeshore. But the proposed demolition of the Forum's current home has delayed the project.

The project brief, scaled back during the competition for excess bulk, called for demolishing the existing Kongresshaus and replacing it with a 200,000-square-foot facility. It also included new backstage areas for the two adjacent concert halls of the 1895 Tonhalle, and a 230-room hotel.

Moneo says his design of angled glass prisms will "create a publicly oriented Congress Hall where now there are a set of introverted auditoriums." Jurors acknowledged the proposal's respect for the existing urban context, its interior integration with the existing concert halls, and its "abstract translucency" and "strong urban presence," qualities they felt justify the estimated \$285 million cost.



Moneo's building would replace Kongresshaus.

Ironically, Moneo was also favored for preserving the adjacent historic Villa Rosau and much of its garden, around which he arranged the hotel rooms in low-scaled curving forms.

The original Kongresshaus was built for the 1939 Swiss Exhibition by architects Max Ernst Haefeli, Werner Moser, and Rudolf Steiger. Its defenders call it "a key work of Modern architecture," and are fighting to maintain its status as a protected monument. Their effort could force a public referendum, which could delay the project start until 2008—or cancel it outright. *David Cohn*

Ellison balanced doors.  
Everything an entrance should be



and more.

They're incomparably beautiful, yet ruggedly hand constructed. They're engineered to open easily under heavy wind loads, and they perform dependably decade after decade in the busiest traffic conditions. For many designers they represent the ideal mix of elegance, functionality and old fashioned work ethic. Ellison Doors. Available in bronze, stainless steel, aluminum or wood. And optionally equipped with our unobtrusive patent pending automatic opening system — PowerNow.

**ellison**<sup>TM</sup>

BALANCED DOORS  
& CUSTOM ENTRANCE SOLUTIONS

[www.ellisonbronze.com](http://www.ellisonbronze.com)

CIRCLE 22 ON READER SERVICE CARD OR GO  
TO [ARCHRECORD.CONSTRUCTION.COM/PRODUCTS/](http://ARCHRECORD.CONSTRUCTION.COM/PRODUCTS/)

## The LONSEAL Collection



LONSEAL

[www.lonseal.com/ar1](http://www.lonseal.com/ar1)

CIRCLE 23 ON READER SERVICE CARD OR GO TO [ARCHRECORD.CONSTRUCTION.COM/PRODUCTS/](http://ARCHRECORD.CONSTRUCTION.COM/PRODUCTS/)

## Record News

### Coney Island icon in the limelight

If the Parachute Jump, the famed thrill ride that operated at Coney Island between 1941 and 1964, was once compared to a flower, the 277-foot structure had become a spent dandelion by the late '90s—planners of a new minor league baseball stadium even feared the jump might topple onto it. In July, the Brooklyn icon bloomed once again, with the launch of a new integral lighting installation designed by Leni Schwendinger Light Projects.

For Schwendinger, lighting designs explore “what’s possible with light above and beyond safety and security.” She adds, “What’s interesting about this way of working with light and lighting in the urban context is that we’re able to give these iconic figures a kind of fluidity or flexibility.”

Her transformation of the jump is a delightful addition to the area’s night-time landscape, one that connects the gritty edge of Brooklyn with the rhythms of nature. One light sequence, for example, accompanies the full moon’s arrival and departure with a three-day waxing and waning of whites.

Although the illuminated jump is being celebrated as a symbol of Coney Island’s rebirth, the gestation of the project goes back as far as 1999, when the New York Department of Design and Construction enlisted engineers and architects STV Group to preserve the structure. The firm ultimately chose to take apart the rusted and delaminated tower in sections so that contractors could replace steel components and remove lead paint without contaminating the beach area, then reassembled it with new high-strength bolts securing the splice plates. After work was completed in 2003, “there was a little

lull in the action,” says Albert Thompson, STV project manager. “The city realized that it had received a newly refurbished, bright, shiny tower, [but] it could only be appreciated during the day.”

A year later, a consortium of city organizations revisited STV’s early suggestion that the jump be transformed into a lighted public artwork. Officials were particularly keen on the project because they felt the area was ripe for economic



The Parachute Jump shows off its makeover.

development. “The focus was not only on the Parachute Jump,” Thompson explains. “There was a focus on revitalizing Coney Island.”

Schwendinger was chosen from a short list of four teams to compose the lighting design. In her scheme, 17 floodlights and 450 LEDs perform six variations, including compositions for weekdays, weekends, and special events, which keep repeat customers enthralled. Schwendinger says, “I like to connect with the actual activities, the meaning of the site, the uses of the site, and express those in new ways.” *Jeremy Lehrer*

## Record News

### Irish developer takes over Calatrava site

In July, Dublin-based Shelbourne Development and the Shelbourne Group purchased the 2.2-acre Chicago lakeshore property originally proposed for a 124-story tower designed by Santiago Calatrava, FAIA. Local firm LR Development sold the parcel for \$64 million, after a third developer with an option on the property, Chicago-based Fordham Company, had fallen short on financing for the hotel/multifamily tower. Fordham had originally announced the project with Calatrava.

Since Shelbourne's acquisition, the estimated cost of 400 N. Lake Shore Drive was revised to \$1.2 billion from a March estimate of \$550 million. "We think that that was a very optimistic number," says Thomas Murphy, spokesperson for Shelbourne executive chairman Garrett Kelleher, referring to the original estimate.

Observers question whether the skyscraper will get built: The price tag exceeds Donald Trump's 92-story Trump Tower Chicago by about \$450 million. Furthermore, condo buyers have abundant choices in the Loop. Data from Chicago-based Appraisal Research Counselors shows 3,041 units between Roosevelt Road and North Avenue were delivered in 2005, and 4,446 deliveries are projected for 2006.

Jim Kinney, president of Chicago-based Rubloff Residential Properties, says Calatrava's tower has a good chance because of the Calatrava name and political backing. "There is a lot of interest in it, and I believe [Mayor Richard Daley]

would like to see it built," he says. "I think if you have the support of the mayor on any project, it's critical."

Another caveat is that the average condominium cost per square foot—\$800—originally announced for the project appears

to have been on the rosy side. Rising construction material costs and increasing prices for luxury condominiums in the Loop will likely cause the figure to go higher. Plans call for unit prices in the 300-condo structure to range between \$600,000 (almost 20 percent more than the starting price at Trump

Tower Chicago) and \$5 million.

The 920,000-square-foot building will measure 1,570 feet tall, and include a 500-foot-tall spire/antenna. In addition to the condo units, the building would hold 150 hotel rooms on 20 floors and 50,000 square feet of retail and support space.

Calatrava's spiraling design, which has inspired comparisons to a plume of smoke, drill bit, and swirling cloak, will be achieved structurally: Concrete shear walls will surround the building core, and modular box-like sections containing the units will cantilever from the core. The boxes each have curving, concave sides, and they would be stacked and rotated 2 degrees, twisting 270 degrees by the top of the ascent.

The Chicago Plan Commission and City Council approved the project in March and April, respectively. Once the drawings are finalized and the building permit is obtained, the ground breaking will take place in the spring. *Craig Barner*



Skyscraper site gets new owner.

## The LONSEAL Collection



# LONSEAL

[www.lonseal.com/ar1](http://www.lonseal.com/ar1)

CIRCLE 24 ON READER SERVICE CARD OR GO  
TO [ARCHRECORD.CONSTRUCTION.COM/PRODUCTS/](http://ARCHRECORD.CONSTRUCTION.COM/PRODUCTS/)



## A New Vision in Fire Rated Walls.

### The Unique 60-Minute, Butt-Glazed, Transparent Wall from InterEdge!

Imagine an entire fire rated wall uninterrupted by vertical framing! The Vision 60 System is just that—a fully glazed 60-minute transparent wall with no intermediate framing. Each panel of Pyrobel-60 fire rated glazing is separated by a slim silicone caulking, offering truly free and open vision for your projects. With numerous framing options available, this system is ideal for transportation facilities such as airports, retail centers, commercial office buildings, hospitals, schools and any other location where uninterrupted viewing is desired. Take your projects from ordinary to spectacular with the Vision 60 System!

For the most up-to-date information on our entire suite of fire rated solutions, including maximum glazing sizes, framing details, CSI specs, and project photos, please call us at **1.877.376.3343** or visit us online at **www.firesafe-glass.com**.

PyroEdge™ Glazing

Pyrobel™ Glazing

PYRAN® Star

PYRAN® Crystal

StileLite™ Frames

HighLite™ Frames

Vision 60 System™

CIRCLE 25 ON READER SERVICE CARD OR GO TO ARCHRECORD.CONSTRUCTION.COM/PRODUCTS/



**Vision for Life. Vision for Safety.**  
*Fire Rated Glazing Solutions for All Your Visions.*



# For and about the emerging architect



## archrecord2

DEPARTMENTS

From a Boston firm that was launched in a hurry to find design solutions for urban-scaled problems to a student taking his time to create the perfect desert shelter, the emerging architects featured in this month's archrecord2 are living for ideals—and setting the highest standards for their work. Examples? SsD's house almost completely constructed of discarded materials from Boston's Big Dig, and Trevor Pan's two-year labor of love, 3 Desert Way. Visit [www.archrecord.com/archrecord2/](http://www.archrecord.com/archrecord2/) for more.

### Design

#### The acceleration of Single Speed Design

  Jinhee Park and John Hong, AIA, principals of Single Speed Design (SsD), grabbed the firm name from the single-speed bicycles they ride around on in Cambridge, Massachusetts.

Although they didn't mean the name to stick, in the end they decided to keep it. "We had a project, so we had to come up with something in a hurry," says Hong. "We thought we'd change it later, but it somehow fit us." Functional, simple, and aesthetically pleasing, the bikes represent the kind of architecture Park and Hong aspire to make. "We want to bring out the essence of design," says Hong, who says he even stripped all decals and branding from his bike.

Yet while simplicity is one of the concepts Hong and Park tout, complex and demanding theories have made their way into the fledgling practice's work, with maximum results. In just three years, the now-five-person firm has created locally and nationally award-winning multifamily housing in Boston, as well as a home built almost entirely of leftover materials from the city's Big Dig project. It has also achieved honorable mentions for designs submitted to global competitions.


The Big Dig House in particular is an example of Hong and Park's ability to take risks. They had been given the chance, by a developer willing to try something different, to design the Valentine Houses, a multifamily housing structure in Cambridge. A contractor in charge of destroying the residual materials from the Big Dig's construction saw the Valentine project and contacted SsD. "He had a junkyard full of concrete and steel and this idea to recycle it into a house," says Hong. Because Park and Hong's client was willing to let his home serve as a research project, it was a success. Using over 600,000 pounds of recycled materials, the home has become a prototype for recycling large, heavy materials, and a bit of a curiosity in the area.

While the house has led to other possible projects using discarded Big Dig materials for the firm, SsD is also



**Big Dig House, Lexington, Mass., 2006**

*The structural system for this house is almost wholly composed of steel and concrete from Boston's Big Dig, utilizing more than 600,000 pounds of recycled material, including pieces of the I-93 off-ramps. Large upper-level plantings blur relationships between interior and exterior spaces.*



**Asian Cultural Complex, Gwangju, Korea, unbuilt**

*An honorable mention in an international competition, this arts complex includes an existing fountain, amphitheaters, a rooftop theater, parks, and playgrounds on an urban scale. A porous concrete slab encircles the complex.*

focusing on other sustainable issues, mostly in an urban context. Both Park and Hong have ties to Korea—Park moved from Seoul, where she studied industrial design, eight years ago, and Hong's extended family are there. While both have M.Arch. degrees from Harvard, they still look to Korea for an empirical education on how to design sustainably in a dense city. "Korea has very little land and energy resources," says Park, "so there's a consciousness about using energy in smart ways." Hong adds, "It used to be that when Asian cultures were developing, they borrowed from the West. Now the West borrows from the East. It's about creating modern designs with ancient building stock."

One of SsD's projects, HBNY in New York City, goes a step further in maximizing dense living. The architects researched occupancy levels in the city, and found that many buildings spend months empty, due to traveling residents. They created a loft space that three families could purchase together and share, with flexible areas that could change according to need. "We're amazed at how receptive people have been to the solutions we've been presenting," says Hong. With plans to design a LEED-certified, 7-story multifamily building in Jersey City, New Jersey, and a collaboration with a large Korean urban-planning firm in the works, it seems SsD is full speed ahead. *Ingrid Spencer*

For more photos and projects by Single Speed Design, go to [archrecord.construction.com/archrecord2/](http://archrecord.construction.com/archrecord2/).



**HBNY (Parenthetical Space), New York City, 2006**  
*HBNY offers a solution to urban dwellers. Operable, parenthesis-like divisions with metal-mesh screens let 12 users territorialize their changing patterns of living while sharing a single apartment.*


**Valentine Houses, Cambridge, Mass., 2003**

*These three town houses address boundaries between inside and outside, private and community. The project incorporates double-height interior/exterior spaces, cantilevered garden balconies, and operable shared roof planes.*



## Work

### Desert shelter explores Wright's design principles



*Trevor Pan stretched "sunbrella" fabric over wood beams to create a sleeping shelter at Taliesin West. At the corners, open louvers provide natural ventilation.*

During their first year at the Frank Lloyd Wright School of Architecture, students design a shelter capable of comfortably housing a person in the Arizona desert at Taliesin West, where the school holds winter sessions. Constructing it is optional, though, and most people complete their huts within a few months. Trevor Pan spent 400 days, stretched over two years, working on his project, and even remained at school to finish it after graduation.

What took so long? Pan explains that his shelter, dubbed 3 Desert Way, was his first built project—a labor of love. But the 24-year-old Colorado native is also in love with architecture, which he reverently spells with a capital A; he refers to it in the feminine gender, moreover, as though Architecture were a ship or a woman. "Architecture is an ideal," Pan explains. "It's a nice way of personifying it, I guess you could say, by calling it 'her.'" In its ideal form, he adds, architecture produces buildings that can exist in only one location,

made of materials taken from the earth nearby: an organic, holistic approach.

Organic design sports the "green" label today, but Wright was working this way a century ago—so for Pan, there was no better place to study than at the school that Wright himself founded. "When I first visited, I realized this was the place," says Pan, who received his master's degree there in May. "Seeing how the building and the landscape are one thing was a life-altering experience."

Also life-altering was 3 Desert Way, a Wright-inspired bungalow consisting of only one, 100-square-foot room. Pan maximized every inch, adding built-in seating for twelve and a foldaway bed. Outdoors, he landscaped a 150-square-foot patio, more than doubling the shelter's livable area.

Frank Henry, Pan's mentor and the school's studio master, explains that the shelter assignment explores Wright's "learn by doing" directive. "You learn the nature of materials, their limitations, and how to attach one to another," he says. "In a traditional school of architecture, you don't have that. You may study physics and construction documents, but you don't get your feet dirty and learn what concrete really is." Most shelters soon fade into the desert, Henry adds, but Pan's dedication ensures that his will survive.

Perhaps it's no coincidence that Pan was among the handful of students who stuck by the Wright school during its recent turmoil. When the dean left in 2005, several faculty members and students also left, leading a national accreditation board to put the school on notice.

But the school is on the mend. With a new dean, enrollment is rebounding. Another reason for optimism: As interest in green architecture keeps growing, future generations will likely be drawn to learn Wright's organic principles. At least, that's what Pan expects. *James Murdock*

For more information on Trevor Pan's 3 Desert Way project, and other career-related articles for young architects, visit archrecord2's Work section at [archrecord.construction.com/archrecord2/](http://archrecord.construction.com/archrecord2/).

# Party on! How public space works when a million people show up

## Critique

By Robert Campbell, FAIA

I happened to be in Berlin in July during the weekend of the World Cup finals. I didn't notice, when I planned the trip, that I'd chosen World Cup weekend. I'm an American. We don't know from the World Cup. I suppose they don't talk much about the Super Bowl in Tanzania and Portugal either. But not going into a frenzy over the World Cup is part of what makes the U.S. today feel a little isolated from the tightening weave of global culture.

Berlin, anyway, was a revelation. You forget sometimes, living in America, how wonderful the public life in a city can be. I'd always thought of Berlin as a party town, but this was something else. For the Cup, the city transformed itself into one huge public celebration.

### Outdoor living

Bars and restaurants were jammed, of course, with TV-bewitched fans. But it went much further. People moved their own TVs outdoors, invited their friends, and hosted impromptu sidewalk suppers while they watched the games. Bunches of young guys marched around shouting slogans and singing victory songs, all in a good-natured, unthreatening way. Tourist boats on the river Spree responded to these slogan shouters by sounding their horns in sympathy. National flags were everywhere, not only filling the air but also worn as shawls or hip

*Contributing editor Robert Campbell is the Pulitzer Prize-winning architecture critic of The Boston Globe and the author of Cityscapes of Boston.*



During the World Cup in June and July, the city of Berlin used its great public spaces, such as the area around the Brandenburg Gate (above), as outdoor venues for celebrating soccer victories and life in general.

wraps. (Will our bizarre Congress really attempt to ban such playfully innocent uses of the American flag?)

The great east-west street that splits the Tiergarten, Berlin's central park, was closed for the eastern half of its length and converted into a linear carnival. The Berliners called it, in English, the "Fan Mile." An unbroken row of booths lined it on both sides, selling circusy food and football mementos. There were such odd-

ball attractions as a site where, for a euro, you could get your picture taken with two cheerful young women who wore only paint (national colors, of course) above the hips.

Why such a wealth of public life? Most of the reasons are obvious. Berliners, like other Europeans, live in smaller quarters, on average, than Americans. They therefore move out into the public realm as an enlargement of the living room. They seldom

have air-conditioning, so the outdoors beckons in the hot summer. As in other European countries, taxes tend to be higher than ours, and government invests in public services like transit. In the case of the World Cup, it sank a fortune into showing off the city for international visitors.

It's a paradox: Small apartments, no AC, and high taxes are not, in themselves, exactly virtues. But they all help nurture a great public world.

## Critique

Speaking of government, it was nice to see the U.S. Embassy at long last under construction. I served as a juror in the architectural competition held way back in 1996. I've never been on a jury that came so quickly and unanimously to a verdict, only to watch as years passed while the U.S. wrangled about security issues. The building, by Moore Rubell Yudell, stands on a key site on the Pariser Platz next to the Brandenburg Gate. It's due to open in 2008.

Right across the street from

They play hide and seek, or pose for snapshots in the narrow aisles, or enjoy a gelato from a terrace that overlooks the site.

### An improbable crypt

Oddest of all, in the middle of this place in which you are supposed to lose yourself in deep thoughts and feelings, you encounter the disruptive presence of a glass-box booth where a guard stands at the head of the stairs that descend to an underground "information center."

This is, in fact, a holocaust



**The Chancellery in Berlin, designed by Axel Schultes, stands as one part of a larger complex of buildings housing the executive branch of federal government, and brings to mind the work of Edward Durell Stone.**

the embassy is Peter Eisenman's Memorial to the Murdered Jews of Europe, generally known as the Holocaust Memorial, which I was seeing for the first time. I'm sorry to say that I thought it was a bore. It was about as interesting as you'd expect from a grid of 2,711 dark concrete blocks in the middle of a city. Pretentious and tedious, it offers a new twist to Hannah Arendt's famous phrase about "the banality of evil." Maybe that's the point, but if so, it's a purely conceptual point, not one that works experientially. Many people, in fact, don't take the Memorial seriously.

museum, which was added to the program after the original competition. It's weird to climb down into this improbable crypt that lies beneath the field of concrete blocks, near the site where Hitler's bunker once tunneled beneath the bombed ruins of the city. But once you get to the museum, your resistance is likely to melt. Brilliantly mixing archival photos, films, and text, it's a moving success in evoking the memory of the terrible days of the Nazi persecutions.

I happened to revisit Daniel Libeskind's Jewish Museum on the same afternoon as Eisenman's

Memorial. I was struck by the resemblance between Eisenman's field of blocks and Libeskind's so-called Garden of Exile, an outdoor stand of 49 concrete piers in a 7-by-7-foot grid. Has everyone noticed this visual rhyme? Libeskind's piers are taller than Eisenman's, and olive trees grow from their tops, but the resemblance feels much too close for comfort.

In another part of Berlin, there's an irony for an American. While some preservationists here were, until recently, struggling to save the old Huntington Hartford Museum in New York by Edward Durell Stone, Germans were blithely building an entire executive branch of the national government (of which the German Chancellery by architect Axel Schultes is one piece) in a style that, to this observer at least, is a clear spin-off from Stone's. Here are Stone's thin, flat canopies and pencil-thin columns. It's as if the Kennedy Center had been repositioned in Berlin, then replicated until it stretched to half a mile in length. The buildings are crisp and elegant; they're artfully sited among public parks, plazas, and waterways; and they play green games with vines that climb the walls. But their stone, concrete, and glass all read as shades of bureaucratic gray. They lack materiality, too, seeming to have been built, like architectural scale models, out of some universal weightless substance.

### Layers of history

London was my other major port of call. I want to plug an amazing place I'd never heard of, which was recommended by a friend. In the Blackheath neighborhood, a short train ride from the London Bridge station of British Rail, stands Eltham Palace. Once it was a royal palace, where Henry VIII spent much of his childhood. Most of the oldest parts are in ruins now, but a relatively youthful banquet hall survives, built in the 1470s by King Edward IV. The banquet hall is spanned by one of the most dramatic hammer-beam roofs I've ever

seen, and it's worth the visit by itself. But it's far from being the star player.

The star is an Art Deco mansion that arrived on the site in 1933. Stephen and Virginia Courtauld were wealthy patrons of art. They built a new house abutting the old banquet hall, which they renovated as a party space. Working with an architectural partnership called Seely and Paget, and with an interior designer named Rolf Engströmer, the Courtaulds created a set of Deco interiors that would make Josef Hoffmann envious.


The budget was, obviously, nonexistent. You certainly don't want to miss Virginia's gold-leaf and onyx bathroom. Or the stunning glass-domed entrance hall, with walls surfaced in elaborate marquetry. But what is here is not only an architectural masterpiece, but the memory of a way of life. Upstairs, you can leaf through Courtauld snapshot albums. You can watch home movies of the family touring the world on their enormous yacht, or playing among the Eltham fountains and gardens with their preppie-dressed kids, their many loyal dogs, and their pet lemur, Mah-Jongg. Jonggy, as the lemur was called, occupied his (her?) own bedroom on the second floor, with a private bamboo ladder allowing direct access to the downstairs entrance hall.

None of it lasted. In 1940 came the war. Eltham was commandeered by the British military. The Courtaulds never lived there again. In 1950, they moved to Rhodesia, today's Zimbabwe. Eltham remains as a window into a moment of taste and privilege that today seems as remote as the Romans. English Heritage owns the property now. With commendable brio, Heritage has surrounded the palace with newly designed contemporary gardens for strolling visitors, creating one more honest layer in what the late Kevin Lynch would have called, in his unforgettable phrase, a "temporal collage."

And you'll never see better domestic Deco. ■

© 2005 Kawneer Company, Inc.

Thanks for helping us build an amazing century.



build for life  
[www.kawneer.com](http://www.kawneer.com)

architectural aluminum systems • entrances and framing • curtain walls • windows

CELEBRATING  
**100**  
years  
SINCE 1898

CIRCLE 34 ON READER SERVICE CARD OR GO  
TO [ARCHRECORD.CONSTRUCTION.COM/PRODUCTS/](http://ARCHRECORD.CONSTRUCTION.COM/PRODUCTS/)

**Kawneer**  
An Alcoa Company

ATTENTION TO DETALE IS OVERRATED.

A door is a door, right? It's just a big block of wood with a veneer or laminate facing and a strategically drilled hole for the handle. If you haven't specified VT Architectural Wood Doors before, we understand how you could come to that conclusion. But not our doors. From the intensive design process to the time they go on our automated, state-of-the-art factory line to the moment they're individually wrapped and loaded on a dedicated truck, every VT door — whether it's stile and rail, flush or profiled — is examined for its perfection. Because at VT, details aren't over-rated. They're over-scrutinized.



**Architectural  
Wood Doors**

WWW.VTINDUSTRIES.COM

CIRCLE 35 ON READER SERVICE CARD OR GO  
TO [ARCHRECORD.CONSTRUCTION.COM/PRODUCTS/](http://ARCHRECORD.CONSTRUCTION.COM/PRODUCTS/)

# Bucky and Noguchi are back, informing three New York shows

## Exhibitions

By Russell Fortmeyer

DEPARTMENTS

**Artist's Choice: Herzog & de Meuron, Perception**

**Restrained.** Curated by Herzog & de Meuron. At the Museum of Modern Art, New York City, until September 25, 2006.

**OBRA Architects, BEATFUSE!**

Curated by Pablo Castro and Jennifer Lee (OBRA Architects). At the P.S.1 Contemporary Art Center, Queens, New York, through October 2006.


**Best of Friends: R. Buckminster Fuller and Isamu Noguchi.**

Guest curated by Shoji Sadao. At the Noguchi Museum, Queens, New York, until October 15, 2006.


Upon the advice of his friend Buckminster Fuller (1895–1983), the sculptor Isamu Noguchi (1904–88) painted his New York studio silver in 1929. This rather innocuous gesture, undertaken to eliminate shadows, embodies the lingering mystique of the careers of these two somewhat atypical characters.

In the same year in that studio, Noguchi produced his famous chrome-plated bust of Fuller, which he described as a “form without shadows,” and cemented a lifelong friendship that would result in a prolific output of ideas, architecture, art, furniture, and public spaces that still stands apart as a model for interdisciplinary collaboration.

While history calls Fuller a scientist/philosopher and Noguchi a sculptor, the two men pushed these categories to absurdity independently with projects such as Fuller's



Three exhibitions explore architecture and art, all suffused with the spirit of Buckminster Fuller and Isamu Noguchi (below right). OBRA Architects' installation at P.S.1 (above) channels Fuller, while Herzog & de Meuron's conceptual installation at MoMA focuses on the larger issue of perception in an age of total distraction (below left).



## Exhibitions

geodesic domes and Noguchi's paper lamps, exposing the limits of language and our modern need for classification. More often than not, they receive the lazy title of *genius*, which conveniently skirts the issue. Could we consider the formlessness of Noguchi's silver studio as a license for the blurring of the disciplinary lines between an architect and an artist?

The two men's friendship is the

subject of a small, illuminating show, *Best of Friends*, at the Noguchi Museum in Queens, New York. The exhibition, curated by Fuller associate Shoji Sadao with obvious affection, aims to document the collaborative relationship of Fuller and Noguchi, though the influence of Bucky on Isamu seems to prevail. Their spirits, however, haunt two other exhibitions in New York: *Artist's Choice: Herzog*

& de Meuron, *Perception Restrained* at the Museum of Modern Art, in Manhattan, and *BEATFUSE!* at P.S.1 Contemporary Art Center, in Queens.

While architecture's relationship to art grounds each show, at stake is our understanding of how architects, or to use a more inclusive term, designers, shape our experience of art through controlling its perception, setting a stage for its reception, or tossing its categories out the window and presenting us with something new. Fuller and Noguchi fall into this latter group: They embraced an opti-

mistic Modernism, seeking new forms via problem solving, and, with true Modern naïveté, a larger truth about the world. What is Fuller's geodesic dome but a more innovative version of Mies's universal space? Noguchi's sculptures, which take primitive-looking forms into the realm of refined sensuousness, tether that space to human scale. Modernism may not have found truth, but in its attempts to do so it contributed to an explosion of new possibilities for architecture.

### Creativity restrained

Herzog & de Meuron's installation, in which the architects were charged with selecting and installing work from MoMA's collection in a gallery of their own design, amounts to a black box, or the very inverse of the museum's traditional "neutral" white one. It exists almost as the architects' pure mediation of experience. The choice is that you have no choice. Flat-screen televisions, the ultimate medium, dot the ceiling in a grid corresponding to rows of wooden benches below.


The televisions play violent and sexual clips from movies culled from the museum's collection (e.g., *Bonnie and Clyde*, *Fargo*, or *Mean Streets*). Meant for provocation, the selected clips would strike even the most facile cinemaphile as perhaps too obvious. But it's a cool distraction from the surrounding sidelined treasure troves of some of the best art from the museum's incomparable holdings.

A choice grouping of works from MoMA's prize possessions—installed in cramped, white galleries visible only through narrow viewing slots—become curiolike, reduced to a peepshow version of grandma's attic. That is, if you can see the art; the slots are positioned for the tall among us. (Apparently ADA doesn't apply to conceptual installations.) It's a pity, too, since among the objects included are such icons as Joseph Beuys's 1970 *Felt Suit*, Willem de Kooning's 1952 *Woman II*, and Verner Panton's *Stacking Side Chair* of 1959–60, but art isn't the point in this hostile show.


To be fair, Jacques Herzog and Pierre de Meuron state in their introductory wall text that "perception"



Herzog & de Meuron's black-box gallery at MoMA may draw in curious visitors to view the flat-screen televisions on the ceiling (above), but it reduces art to a peepshow in physically inaccessible slots along the periphery (below).







# TRIPLE S

BRONZE ARCHITECTURAL HARDWARE

When you touch one of our handles, there's a strength and integrity you can feel. Every piece is cast in solid, art-grade bronze and finished in your choice of seven patinas. Carry your signature throughout a project by creating a custom design or selecting from our wide product line. Each choice is backed by a lifetime guarantee.

888.552.9497  
rockymountainhardware.com

ROCKY MOUNTAIN<sup>®</sup>  
H A R D W A R E

CIRCLE 36 ON READER SERVICE CARD OR GO TO [ARCHRECORD.CONSTRUCTION.COM/PRODUCTS/](http://ARCHRECORD.CONSTRUCTION.COM/PRODUCTS/)

## Exhibitions

was their subject matter, lamenting that the museum doesn't value "perceptive attention on the part of the museum visitor." Blaming the visitor for failing to see past the celebrity architecture, recorded tours, outside gift shops, and tasteful glitz is a bit disingenuous.

Institutional critique as an art project began to lose creative steam in the 1980s, so perhaps architec-

ture's version comes off a bit passé in 2006. What Herzog & de Meuron proposes tells us the problem, when we really only want to see architecture fix it. It's arguable that Fuller and Noguchi would have seized this opportunity to invent a more formally interactive environment, rather than wring their hands in a multimedia installation. It's difficult to tell, as well, how this bit of research on the part of

Herzog & de Meuron figures into the firm's built work, especially since its Tate Modern, in London, and the new de Young Museum, in San Francisco [RECORD, November 2005, page 104], stand as such successful examples of not entirely unconventional museum spaces for viewing art. Surely Herzog & de Meuron don't view their own patrons so cynically?

**The beat goes on**  
*BEATFUSE!* by OBRA Architects, a New York-based firm founded in 2000 by principals Pablo Castro and

Jennifer Lee, owes a clear debt aesthetically and structurally to Fuller's legacy. Installed in the courtyard at P.S.1 Contemporary Art Center, a Queens offshoot of MoMA, *BEATFUSE!* was the winning entry in the annual Young Architects Program, where five emerging architecture firms compete with proposals responding to the brief of bringing the beach to P.S.1's courtyard.

A crisscrossing mesh of plywood and polypropylene, OBRA's series of canopies dominates the courtyard like big bubbles oozing up from the water in wood wading pools below. Metal-mesh orbs, resembling disembodied eyes from a fly, spew cool mists that coat the atmosphere in a layer of intrigue. A room off to one side—a walk-in cooler lined with a silver insulated fabric and ringed with giant blocks of ice—offers respite from the pool party.



Although the program is in its seventh year, its brief has grown somewhat stale; the true test of the Young Architects Program occurs every Saturday during P.S.1's afternoon party, Warm Up, which features a multitude of bars and a changing lineup of hip DJs and live performers. Once you enter the courtyard, you encounter a fresh kind of freedom in what amounts to a hippie folly realized a few decades late—a design-enabled pleasure pavilion set up as a mood-enhancing playground that establishes a breezy tone for the art galleries inside.

It's clear OBRA and P.S.1 have a hit. While the museum traditionally relegates "art" to the interior galleries, OBRA—and, frankly, most of the past Young Architects Program winners—succeed in the spatial realization of true cultural experience in the vein of Fuller and Noguchi. One need only think of Fuller's 1967 Montreal Expo pavilion or Noguchi's 1956–58 UNESCO garden in Paris for precedents. *BEATFUSE!* is a poor man's geodesic dome amid a field of objects and pools not quite straight out of a Noguchi park. What's more, this is an architecture of frivolity absolutely necessary to the experience of P.S.1, but without a heavy curatorial hand constantly telling the visitor what to think.



OBRA Architects' courtyard canopies, constructed of plywood and polypropylene, shelter hundreds of visitors to P.S.1's Saturday parties, when the crowds are avoiding the sun (above) or wading through one of the wood pools (below).





Morgan Library, New York - Project Renzo Piano Building Workshop  
Model RP 01 - Design Renzo Piano Building Workshop

Poltrona Frau Contract can provide standard and custom variations  
for auditoriums, theatres, airports, museums, restaurants, hotels and offices

15 Wooster St. New York, NY ph. 212 777 7592 fax 212 777 8481 [www.frauusa.com](http://www.frauusa.com) [frauusa@frauusa.com](mailto:frauusa@frauusa.com)

CIRCLE 37 ON READER SERVICE CARD OR GO  
TO [ARCHRECORD.CONSTRUCTION.COM/PRODUCTS/](http://ARCHRECORD.CONSTRUCTION.COM/PRODUCTS/)



## Exhibitions

Critics may discount the throw-back bubble design as a relic of the 1960s or may choose to focus on the questionable construction integrity that forced some unsightly stopgap measures, such as temporary scaffolding. But on a \$70,000 budget for a fleeting project that directly engages a seen-it-all crowd with design, music, and social interaction, architecture rarely achieves

such success. Part of Fuller's strategy was to find a repeatable form and to deploy it in disparate contexts productively. OBRA's installation, far from groundbreaking, is clearly positioned to grease the wheels of social interaction in a way that benefits the public's engagement with contemporary art—serving a critical need architecture rarely addresses successfully.


### Friends to the end

It is tempting to imagine Fuller and Noguchi, had they started their careers in 2000 and not the 1920s, making the P.S.1 scene. They most certainly would have approved, especially given the fact the two of them met in a New York bar. You can't wander around the four galleries of their exhibition at the Noguchi Museum without being struck by a sense of their obvious love of life, from Fuller's 1928 *Dymaxion House* to Noguchi's 1986 *Slide Mantra*, a snakelike shell of

marble that doubles as a children's slide, produced for, of all serious things, the Venice Biennale.

The continuing influence of the two men on architecture and design manifests itself in the way Noguchi, having had an almost Picasso-Braque-like relationship with Fuller, adapted Bucky's 1959 *Tensegrity Mast*, produced for a MoMA exhibition, for his 1986 *Challenger Memorial*, in Miami, Florida. The twisting space-frame of the *Mast*, a lacelike distant cousin to Fuller's geodesic domes and Noguchi's lamps, has popped up in more than one skyscraper proposal in the past few years. Even Rem Koolhaas's summer pavilion at the Serpentine Gallery in London's Hyde Park, a large balloon floating on a circular structure, owes its genealogy to some degree to Fuller and Noguchi. Koolhaas has made a career out of reinventing the stalled projects of Modernism, Fuller's among them. His Office for Metropolitan Architecture's Seattle Public Library [RECORD, July 2004, page 88] is, to some extent, a contorted mesh of Fuller structural members wrapping spacious, free-form Noguchi interiors.

While these three shows may strike us as mismatched in curatorial reach, theoretical purpose, and certainly in installation, they are nevertheless related in the questions they pose about the role of the attentive museum visitor and the view architects' hold of their adoring public. OBRA, Noguchi, and Fuller appear, in this light, to be rather optimistic about their audience's capacity for understanding the truths their work may unfold. As interesting and chic as Herzog & de Meuron may seem with its critique of the viewer who must be wooed away from the pops and bangs of contemporary Hollywood schlock and back to the museum, the architects nevertheless come off as cold and condescending. While idealistic "larger truths" may seem a little obsolete after Fuller and Noguchi, the silver lining of our loss is architecture's continuing ability to investigate this disappearance. ■

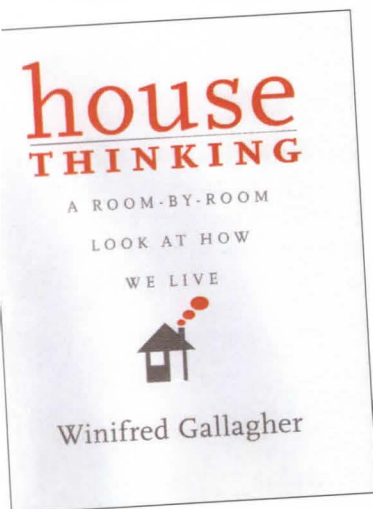


Noguchi's 1976 design for the unbuilt Martha Graham Dance Theater (above) and his 1985 Challenger Memorial (below right) were inspired by his friend Buckminster Fuller, shown here (below left) with his 1929 bust by Noguchi.



# Authors explore what makes a room or a building feel right

## Books



**House Thinking: A Room-by-Room Look at How We Live,** by Winifred Gallagher. New York: HarperCollins, 2006, 352 pages, \$25.

Winifred Gallagher could as easily have titled this book *House Feeling*. She writes that feeling at home in certain houses “has less to do with aesthetic fashion than with evolutionary, personal, and cultural needs of which many of us are mostly unaware.” She examines how decisions about home design can bring out our best selves, and, not unlike medicine or a hot cup of tea, “can make us feel better.”

The book focuses on two questions: How do the decisions we make about our domestic world both reveal and influence our inner world, and how can we make better choices? Gallagher contends that no matter who we are, we can count on a few invariable design principles, most notably, what Wright

called “perching and nesting.” The author also argues for character, as achieved through nooks, alcoves, unconventional windows, custom woodwork, fireplaces, inviting porches. She favors tradition and craft and often derides avant-garde design for emphasizing novelty and art over comfort and practicality. Overall, she writes, your home should “support your identity, foster privacy and sociability, buffer you from stress, and connect you to the larger world.”

Gallagher moves from room to room, offering a bit of history, a little psychology, and some decorating tips. Her passage on entries and plans starts at Monticello, which Jefferson, “with a psychological insight that matched his architectural talent,” filled with artworks and 28 Windsor chairs arranged to force visitors, waiting for the great man, to marvel at his taste.

From there, Gallagher proceeds to an 1870s Stick Style New Jersey “cottage” designed by Frank Furness. “For status-conscious Victorians,” Gallagher writes, Furness tailored a tightly regulated front hall, “a screening station beyond which many never passed.” Her tour also stops in Longfellow’s dining room and in the bedrooms of Edith Wharton and Hugh Hefner. She counsels that living rooms “should say sociable and personal”; dining rooms should be showplaces for valued objects and describe social status; and bedrooms should be sanctuaries for rest and sex, not repositories for exercise machines and clutter. In a diverse and hectic

world, such prescriptions may seem out of touch.

*House Thinking* makes good reading, but you might become impatient with Gallagher’s repetition and quotes of social scientists asserting the obvious. The book’s strength lies in the author’s intuitions; she didn’t have to buttress them with academic opinions. Take away the props and you would have a small book with many valuable insights. *Andrea Oppenheimer Dean*

**Atmospheres,** by Peter Zumthor. Boston: Birkhauser, 2006, 80 pages, \$40.

**Thinking Architecture,** by Peter Zumthor. Boston: Birkhauser, 2006, 94 pages, \$40.

“I enter a building, see a room, and—in the fraction of a second—have this feeling about it. We perceive atmosphere through our emotional sensibilities,” writes Peter

Zumthor in *Atmospheres*.

Memorable architecture, for this Swiss architect, depends on the moods, feelings, or character that buildings convey.

These two wise, slim volumes fit together like fraternal twins. In them, Zumthor writes, often poetically, about architectural quality. An intuitionist, Zumthor is devoted to affectionately crafted objects and spaces. He writes about listening to “the sound of the space, to the way materials and surfaces respond to touching and tapping, and to the silence that is a prerequisite of hearing.” While his 1996 Thermal Bath Vals in Graubünden, Switzerland (the town where he lives), has become famous in architectural circles, much of his other work—including the Swiss Pavilion for EXPO 2000, in Hanover, Germany, and in Graubünden, the 1983 Elementary School Churwalden, the 1989 Saint Benedict Chapel Sumvitg, and the 1990 Art Museum Chur—remains



## Books

less widely published, a result in part of his belief that architecture should be experienced firsthand.


*Thinking Architecture* is a reissue (with three new essays) of Zumthor's popular, now out-of-print 1998 publication. *Atmospheres* expands slightly a June 2003 lecture Zumthor gave at a literature and music festival in Wendlinghausen, Germany. Carefully worded (and translated), the text of the talk explains how the architect goes about creating atmosphere in his own work. He writes, for instance, about composing and balancing materials, making sure they "are attuned to each other"; about arranging spaces in "sequences that guide us, take us places, but also let us go and seduce us"; and about giving "thought to careful and conscious staging of tension between inside and outside, public and intimate, and to thresholds, transitions, and borders."

He asks rhetorically how we recognize architectural quality. There are "buildings or ensembles of buildings, both small ones and monumental ones," he writes, "that make me feel good, that make me look good, that give me a sense of dignity and freedom, that make me want to stay awhile and that I enjoy using."

Architecture, he says, is not a "vehicle or a symbol for things that do not belong to its essence." Reality, for Zumthor, lies in place and purpose. Nor does he think style has much to do with architectural quality.

"When an architectural design draws solely from tradition and only repeats the dictates of its site," he writes, "I sense a lack of genuine concern with the world and the emanations of contemporary life. If a work of architecture speaks only of contemporary trends and sophisticated visions without triggering vibrations in its place, this work is not anchored in its site, and I miss the specific gravity of the ground it stands on."

Ultimately, he says, "It is our feelings that tell us whether abstract considerations really ring true." A.O.D.



**Designing with Light**, by Victoria Meyers; New York: Abbeville, 2006, 144 pages, \$28.


Light suffuses our existence so completely that we forget about it until we notice how often we employ it in speech to express optimism: enlightenment, light music, light humor, light of my life, light my fire, light brigade, the light of reason, light-hearted. So writes Bruce Ferguson, dean of Columbia University's School of the Arts, in a preface to *Designing with Light*. In terms of ideas and their presentation, this book is mostly downhill from there.

Meyers offers a little history in her first two chapters, and short introductions for each of the remaining chapters on color, line, form, glass, windows, sky frames, shadows, and reflection. The book's strength lies in images that show light creating color and line and articulating form in architecture. But the material (verbal and visual) in chapters on glass, windows, sky frames, and reflection are poorly related to the subject of light. Meyers's book seems mainly a vehicle for showing interior work by her firm, Hanrahan Meyers, alongside that of Rick Joy, Steven Holl, John Pawson, Michael Bagellini, and others of their caliber. A.O.D.

**Placing Words: Symbols, Space, and the City**, by William J. Mitchell. Cambridge: MIT Press, 224 pages, \$17.

William Mitchell, a professor of architecture and media arts at MIT and the author of such books as *City of Bits: Space, Place, and the Infobahn*, and *Me + +: The Cyborg Self and the Networked City*, is no academic recluse. He is fascinated by what architectural context means in today's world. Rather than a set of buildings arranged evermore along a street, context is the way "objects, narratives, memories, and space are woven into a complex, expanding web—each fragment of which gives meaning to all the others," he writes. This translates in *Placing Words: Symbols, Space, and the City* to such insights as the symbiotic relationship between Manolo Blahnik shoes and the oft-reviled World Trade Center Freedom Tower: "It looked as if David Childs and Daniel Libeskind had found the parti beside the bed of one of those *Sex and the City* girls ... Both Manolo spikes and world's-tallest-building candidates depend for their dramatic effect upon breathtakingly excessive height combined with improbable slenderness."


These short essays, which first appeared in the *Royal Institute of British Architects Journal*, also suggest that celebrity architecture can be the urban-scale equivalent of a rapper's bling-bling, and that in our increasingly stratified society, the tracking bracelet Martha Stewart wore after leaving prison could be repackaged with a chic look as an upscale convenience device that would record your whereabouts but allow you to enter an airport termi-



nal without passing through security. Sometimes Mitchell's approach is irritatingly glib, as when he distills Le Corbusier's theories into "Modernist Eye for the Beaux-Arts Guy." But Mitchell is onto something that most American architectural writers ignore: Design permeates our daily life, and it is changing just as quickly. John King

**Boomer Buildings, Mid-Century Architecture Reborn**, edited by Michael J. Crosbie, with Mitchell/Giurgola Architects. Mulgrave, Australia: Images Publishing, 2005, 162 pages, \$70.

While postwar furniture is commanding record prices, buildings of the period are facing the wrecker's ball. The six case studies of renova-



tions by Mitchell/Giurgola presented in this book show how cold war buildings can be made more useful, energy efficient, and attractive.

The copiously illustrated, sometimes redundant text explains how the architects analyzed each project's energy use, mechanical needs, curtain-wall performance, and structural stability. Crosbie writes, "In some cases, the original building's urban enmity and contextual boorishness are tamed with new wings that create hospitable courtyards. The results are born-again buildings revived at a fraction of the cost of a new facility ... and at the expense of far fewer natural resources."

All six renovations reenergize their surroundings. You would expect nothing less of their work on

## Books

Powdermaker Hall at Queens College, because the architects designed it while preparing a master plan for the entire 73-acre campus with 35 buildings for 12,000 students. The architects replaced its light metallic skin with a new, better insulated one, operable windows, and paneling that breaks up the building's quarter-mile-long wall and relates to some historic Mission Style buildings left over from a reform school that occupied the site when the City University of New York acquired the campus in 1937.

At Plymouth State University and Keene State College, both in New Hampshire, the architects' remodeling of science buildings improved the campus experience while also providing better laboratories and meeting spaces, and at a K-12 school in southern Spain they consolidated and largely rebuilt 20 buildings.

The most impressive project of

the group is the headquarters of Lighthouse International in New York City, an organization serving the visually impaired. Here, the architects replaced a six-story structure on East 60th Street with a 16-story tower and combined it with the organization's adjacent 14-story office tower, which they reclad in yellow brick with insulated ribbon windows. At the top, several stories of floor-to-ceiling glass now admit sunlight during the day and radiate intense white light at night, making the Lighthouse worthy of its name.


*Boomer Buildings* provides valuable ideas for renovations but might have been more useful if it had shown various architects' approaches. *Jayne Merkel*

**Modeling Messages: The Architect and the Model,** by Karen Moon. New York: Monacelli Press, 2006, 240 pages, \$50.

It comes with the territory: architects love models and can't resist a book about them. In this one, Karen Moon tells you what you already know, that models are useful in design development, they help communicate a design to clients and others, and they can be "wildly energetic representations of architects' visual and spatial concepts—essentially sculptural form." Many also know that since the 1970s, when galleries and museums began exhibiting models, they have gained traction as collectible art, spurred in part by the advent of Conceptual Art.

Alas, Moon is skeptical about the model's future. "The larger the model, the more difficult it is to keep; the smaller, the more easily lost; the more refined, the more liable it is to damage." Virtual models, sadly, pose no such problems.

Moon writes in a clear, if flat, voice about every aspect of models, from their history to the way they make use of materials, scale, and



technical innovations. We know, however, that architects (like almost everyone else) read captions before turning to lengthy accompanying text and are likely to peruse this volume of intriguing images like a picture book. As such, it's often confusing. On many a right-hand page, you'll see a contemporary image, and to its left, one from 250 years ago. Captions frequently don't explain what they should, and images, instead of illustrating text, are often independent of it. *A.O.D.*



FORM MEETS FUNCTION



**B-K**  
LIGHTING




**TEKA**  
ILLUMINATION

www.bklighting.com • 559.438.5800 • www.teka-illumination.com



**NEW!**



## Push-Lock™ fittings make cable railings easy to install.

Push-Lock™ fittings are attached to your cables by hand — eliminating field swaging. Made of attractive stainless steel, they are economical and easy to install. Use them with wood or metal framed railings, indoors or outside.

Distributed throughout  
the U.S. and Canada by:



The Wagner Companies  
888-243-6914  
414-214-0450 fax

E-mail: [catalog@mailwagner.com](mailto:catalog@mailwagner.com)  
[www.wagnercompanies.com](http://www.wagnercompanies.com)

CIRCLE 43 ON READER SERVICE CARD OR GO TO [ARCHRECORD.CONSTRUCTION.COM/PRODUCTS/](http://ARCHRECORD.CONSTRUCTION.COM/PRODUCTS/)

Manufactured  
in the U.S. by:



**Ultra-tec®**  
CABLE RAILING SYSTEM

The Cable Connection  
800-851-2961  
775-885-2734 fax

E-mail: [info@ultra-tecraillings.com](mailto:info@ultra-tecraillings.com)  
[www.ultra-tecraillings.com](http://www.ultra-tecraillings.com)



# Snapshot



By Beth Broome

Kid's Republic, a children's bookstore in Beijing, introduces young people to reading not as a labor, but as a joyful activity. The store, which dismisses strict definitions of space, mirrors the limitless possibilities of children's imaginations, encouraging the kind of unbridled exploration that the world of literature can trigger.

The bookstore is in Riken Yamamoto's approximately 2-million-square-foot Jian Wai Soho project, a Beijing development of luxury high-rise apartments and low-scale commercial space [RECORD, March 2004, page 90]. Designing the interior of the bookstore came naturally to Japanese architect Keiichiro Sako, who, before establishing his own practice in Beijing about three years ago, had worked on Jian Wai Soho as a project architect on Yamamoto's team.

Approaching the design for the interior, Sako revisited his own childhood experiences. He realized that as a boy, he had made no separation between playing and reading. To him, reading was play.

## Putting a playful twist on arts and letters



## Snapshot


The 325-foot-long “Twisting Ribbon” carpet, which was specially created in China, winds its way through the bookshop, drawing together all elements of the space.



This awareness guided the direction of the fanciful environment Sako created for Kid's Republic, defined by two rainbow-striped ribbons of carpet. An event room for story hours is at street level, and upstairs is the bookstore. “I adopted a ribbon to connect spaces and elements that compose spaces,” explains Sako. The “Wrapping Ribbon,” which forms the event room, appears as a telescoped tunnel of 12 multicolored bands of carpet that widen in the middle and narrow at either end, blurring lines between floor, wall, and ceiling. A 325-foot-long multicolored carpet strip makes up the “Twisting Ribbon.” This element rises up the entry stair and into the store, snaking across the ceiling, along a faux-marble floor, and through the space to form a bookshelf, table, and checkout counter, before following the handrail's path and flowing back down the stairs. Rather than establishing order by dividing the spaces into clearly defined components, Sako used the ribbons to fulfill a multitude of roles. “Sensible children do not need strict definitions,” says the architect.

Sako took care to avoid intimidating, overburdened bookshelves, opting instead for manageably proportioned displays that leave room for movement and play. Various size portholelike windows provide reading nooks where children can literally curl up. Viewed from the outside, figures of young readers become decorative elements on the store's facade.


Like the merchandise it carries, Kid's Republic is intended to spark children's curiosity and provide a forum ripe for investigation. This space will bring a smile to the face of even the most serious reader. ■



Whether you want your doors and dividers to slide, fold, vanish invisibly into a wall or glide effortlessly around curves and corners, PC Henderson door hardware systems deliver incomparable precision-engineered performance.

With commercial and residential systems for glass, wood and metal applications, you enjoy unparalleled design flexibility paired with faultlessly smooth operation. Only PC Henderson provides exceptional hardware innovations which transform your creative vision into structures of lasting distinction.

# QUALITY *in* Motion



**SEE THESE PRODUCTS!**

Visit Pemko at:  
DHI Show Booth #1025  
(San Diego, CA,  
9/14/06-9/16/06)

# HENDERSON

*Sliding & Folding Door Hardware Innovations*

DISTRIBUTED EXCLUSIVELY  
IN NORTH AMERICA BY



**PEMKO**

VENTURA/WHITTIER, CA  
800.283.9988

MEMPHIS, TN  
800.824.3018

ABBOTTSFORD, BC CANADA  
877.535.7888

[www.pemko.com](http://www.pemko.com)

CIRCLE 50 ON READER SERVICE CARD OR GO  
TO [ARCHRECORD.CONSTRUCTION.COM/PRODUCTS/](http://ARCHRECORD.CONSTRUCTION.COM/PRODUCTS/)

By David Sokol

THE EXHIBITION *SYSTEMATIC LANDSCAPES*, AT THE UNIVERSITY OF WASHINGTON'S HENRY ART GALLERY, IS A HOMECOMING FOR ARCHITECT AND ARTIST MAYA LIN. WHEN SHE WAS FIVE YEARS OLD, SHE SPENT A YEAR IN THE UNIVERSITY'S HOUSING WHILE HER PARENTS FINISHED THEIR DOCTORATES. "IT WAS BEHIND THE DUMP, SO THERE WERE ALL THESE SEAGULLS," SHE RECALLS. "I THINK I EXPERIENCED MY FIRST EARTHQUAKE WHEN I WAS THERE, TOO. I REMEMBER WAKING UP TO DISHES SHAKING IN THE CUPBOARD." *(continued on page 92)*

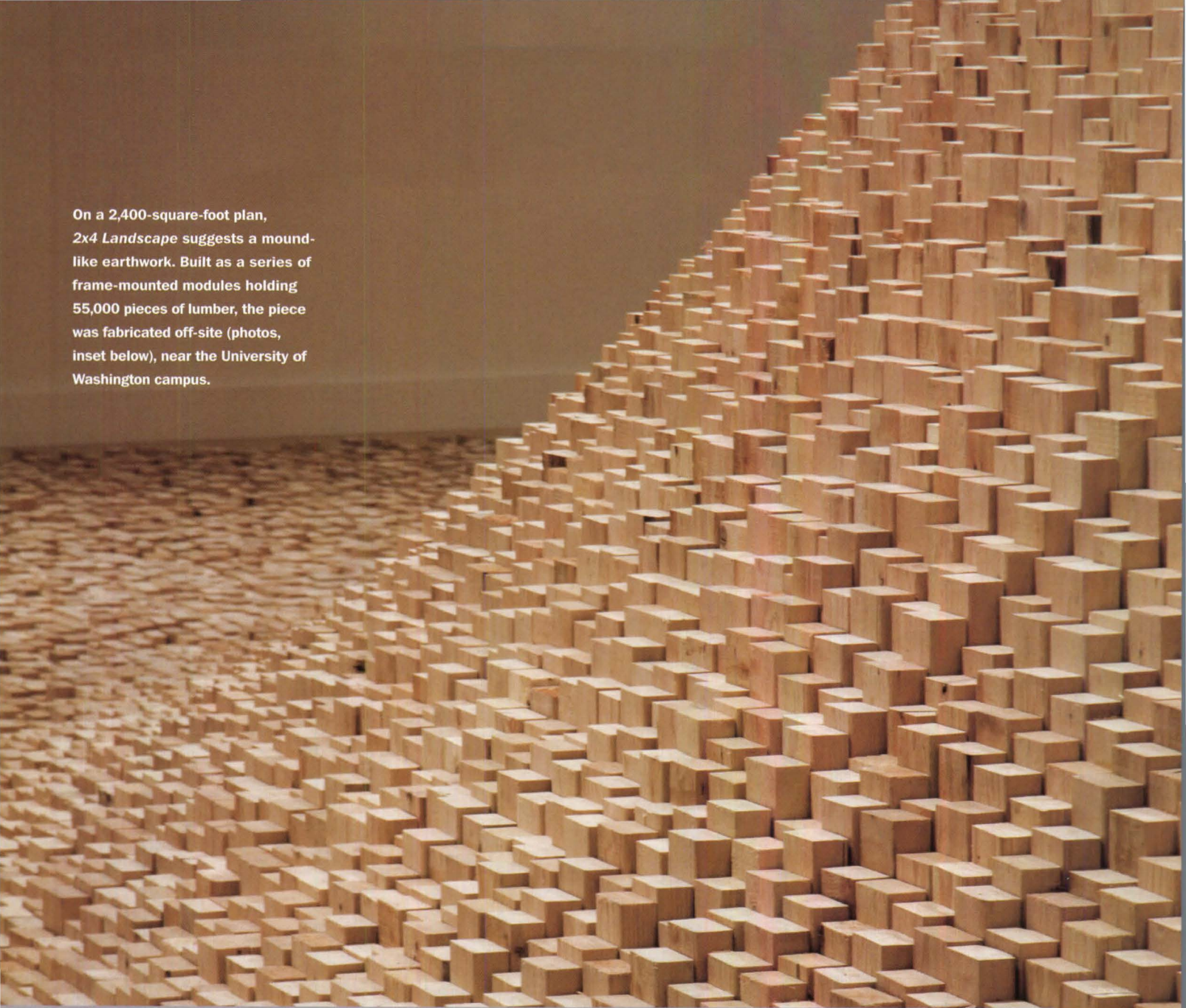
*David Sokol is RECORD's acting news editor. He writes for Azure, Interior Design, and Metropolis, and was managing editor of I.D.*




# Higher



On a 2,400-square-foot plan, *2x4 Landscape* suggests a mound-like earthwork. Built as a series of frame-mounted modules holding 55,000 pieces of lumber, the piece was fabricated off-site (photos, inset below), near the University of Washington campus.




If the 3-by-3-foot blocks of *Blue Lake Pass* were united, they would form an accurate topographic model of a Colorado mountain pass. In this arrangement, they can be viewed separately as 700-pound abstractions.



*Water Line* is based on a computer diagram of the contours of the Mid-Atlantic Ridge at Bouvet Island, 1,000 miles north of Antarctica. Lin increased the scale of the image and reconfigured it slightly, producing a sketchlike effect, before fabricating it in quarter-inch-diameter

aluminum tubes. The sculpture fills the East Gallery, affording the visitor two unique perches: From the balcony above, corresponding to the surface of the water, and from the floor level, offering a journey comparable to tunneling beneath the Earth's surface.







(continued from page 86) Massive landforms, aerial views, the Earth's expressions of power: These are the motifs that appear in the Henry show, where Lin imagines and recreates terrains as giant maquettes that repeat simple material units, such as two-by-fours, particleboard sheets, and straight pins. Even though *Systematic Landscapes* tackles the same themes as Lin's 1998 traveling exhibition *Topologies*, she says the predecessor was "much more about objects." This effort is more akin to one of her landscape installations, though it takes over an environment that just happens to be a museum. But, she wondered, "Can I literally pull inside what I do outside without any loss of translation because it's an interior space?"

The scale of the exhibition's 25 commissioned works, filling 10,000 square feet of space, is totemic, lying somewhere between sculpture and environment—and forcing the visitor to straddle experiences of observation and habitation. The blockbuster *2x4 Landscape* is exemplary: Here, 55,000 cuts of local lumber, laid on the end grain and assembled in modular armatures, peak above 10 feet. The summit rises asymmetrically within the 2,400-square-foot plan, contains a large yet shallow dimple on one side, and conjures up multiple analogies. From one far corner, the piece evokes a cresting wave; from another, a hill city in miniature. Other views become almost purely graphic, showing off an undulant surface with endless zigzags or a random assortment of wood grains and lumber manufacturers' stamps.

And yet views are only part of the experience. On scheduled days, visitors may sign a waiver, don special footwear, and climb the giant

form. Lin says that after completing the installation *the character of a hill, under glass* for an American Express facility in Minneapolis in 2002, "My automatic idea was: What would it be like to make a hill you can walk on and feel like you're touching the sky? You have desires, you have ideas like that, which sit in your head until the right time."

Lin differentiates explicitly between her art and architecture, even admitting, "I've had a much slower path because I've chosen not to choose." But doesn't *2x4 Landscape* blur that distinction? She hesitates, then explains, "Everyone's going to look at it and say: She's making a point of using architectural materiality. It is not a deliberate move on my part to state that I come from the architectural world. The two-by-fours represent, one, a common material, and two, a pixelated landscape you see bit by incremental bit."


"Pixelation," a verbal shorthand for the high-tech means by which we map our planet's contours, unifies *2x4* with the other works on display. In *Blue Lake Pass*, endless layers of laser-cut particleboard represent the topography of a Colorado mountain pass, which Lin cleaved into 20 pieces, each weighing 700 pounds. The move seems arbitrary. But then again, so is science. Consider the units of a standard topographical map: The meter is but a platinum rod sealed in storage in France, and the foot represents the extremity of some long-ago human.

Lin gleefully adapts "exacting" scientific models for the show's other works, such as *Water Line*, a suspended, topographically distorted grid of extruded aluminum tubes. She began with the Woods Hole Oceanographic Institute's sonographically derived diagram of Bouvet Island, a tiny land mass 1,000 miles north of Antarctica, altering the lines slightly for artistic purposes. The sculpture suggests a computerized wire-frame drawing that wandered off the screen and grew to fill the Henry's 900-square-foot East Gallery. Taking similar liberties of interpretation, Lin created the *Bodies of Water* series, with stacks of plywood, each about 20 inches tall, that exaggerate the depths of the Caspian, Black, and Red Sea floors.

"If you look at 18th-century landscape painters and how they saw the natural world," Lin says, "[you'll see that] this work has a little bit of that romance. But we have very different tools for looking at the natural world." She notes the ecological message of these sculptures. *Bodies of Water*, for example, alludes to some of the world's most endangered ecologies, though you might not know it from the pristine works, surfaced in birch veneer.

A journey through the exhibition brings a certain feeling of omniscience: *Blue Lake Pass*'s multiple pieces allow you to walk at a leisurely pace examining chunks of what would otherwise be rugged ground to traverse. Meanwhile, you can view *Water Line*'s wiry form either from a balcony that corresponds to the point where Bouvet Island peaks above the ocean, or from the installation room's floor, which allows you to occupy space metaphorically beneath the Earth's crust. And the plinths on which *Bodies of Water* rest encourage the visitor to travel above, between, and below "natural phenomena" that are, in reality, impossible to access.

"These works," Lin says, "are about creating a space you walk through and that envelops you. They take you away, pulling you in a little bit." Conceding that *Systematic Landscapes* does occupy a middle ground between art and architecture, she adds, "Architecture and these sculptures are both experiential—but in very different ways." ■



**Pin River delineates the Columbia River in thousands of straight pins. Lin is installing works at seven sites along the river as part of the Confluence Project, which commemorates habitats discovered by Lewis and Clark.**

Design  
with Light.

*The West Midtown Intermodal Ferry Terminal, NYC, NY  
Architect: William Nicholas Bodouva & Associates  
50 Monumental Shades: 25' high*

## New Vision

WindowManagement™ Solutions

Daylighting Controls

[www.mechoshade.com](http://www.mechoshade.com)

MechoShade®/5 with EcoVeil™ – the first complete  
window treatment to receive “Cradle to Cradle™”

Silver Certification from MBDC

[www.mechoshade.com](http://www.mechoshade.com)



**MechoShade®**

The Architect's Choice.™

MechoShade Systems, Inc.

718-729-2020 • [www.mechoshade.com](http://www.mechoshade.com)



© 2006, MechoShade Systems, Inc. All Rights Reserved.  
Photography: Jim Roof Creative, Inc.

CIRCLE 51 ON READER SERVICE CARD OR GO  
TO [ARCHRECORD.CONSTRUCTION.COM/PRODUCTS/](http://ARCHRECORD.CONSTRUCTION.COM/PRODUCTS/)



The best architect on the planet?

Without a doubt, Nature itself.

In Prodema we are convinced that nature is the wisest, most exact and creative architect on the planet, capable of producing the most beautiful projects. This explains why Nature is our source of inspiration. This is why our products are made of natural wood. This is why they are beautiful. And this is why they last a long time. Like Nature itself.

**Prodema**<sup>®</sup>  
Made to last wooden Products



B° San Miguel, 9  
20250 Legorreta • Gipuzkoa (SPAIN)  
T.: +34 943 80 70 00 • F.: +34 943 80 71 30  
E.: [prodema@prodema.com](mailto:prodema@prodema.com)

[www.prodema.com](http://www.prodema.com)

The most demanding architects on the whole planet have found a source of inspiration in our products. Look at some examples on our **new web site** [www.prodema.com/usa](http://www.prodema.com/usa)

If you wish to request a catalogue, send an e-mail to: [prodema@intheline.net](mailto:prodema@intheline.net)

CIRCLE 52 ON READER SERVICE CARD OR GO  
TO [ARCHRECORD.CONSTRUCTION.COM/PRODUCTS/](http://ARCHRECORD.CONSTRUCTION.COM/PRODUCTS/)

# Record Interiors 2006

Like a kaleidoscope, the brass-lined *Passage of Honour* at the Nobel Peace Center focuses your view on a dazzling multiplicity of images. In creating the Peace Center, a permanent exhibition venue in Oslo, architect David Adjaye draws on a richly eclectic mix of materials and geometries to transform an old rail station—and alter the visitors’ perceptions visually, spatially, intellectually, and perhaps even emotionally. Here, the subject matter is global peace and strife, and Adjaye informs the highly experiential journey through the building with long, open-ended, tubelike passageways, framing complex interior views, and such varied surfaces as rubber, glass-reinforced plastic, and vibrant red resin, in addition to the brass.

All the projects in Record Interiors began with existing structures (even if, at an earlier time, the interior architect also designed the shell). And in each case, the new insertions compellingly alter our perceptions of the space. When, for example, you put your head back for a shampoo at Jun Aoki’s Xel-Ha beauty salon, in Tokyo, your sense of depth is challenged by a view of the swirling and translucently luminous ceiling that seems to float cloudlike above. And at Tadao Ando’s Morimoto restaurant, in New York City, lighting and transparency also play key space-altering roles. Here, you can look through the prism of a LED-lit wall, made

of 17,400 water-filled bottles, each evoking a great chunk of ice. And at Karla, an event space in Miami, Florida, veil-like backlit walls and high-gloss epoxy floors simultaneously define and dematerialize each room’s crisp edges.

For KU64, a dental clinic in Berlin, Graft architects dispense with rectilinear forms, in favor of a bright yellow “dunescape” that makes you forget the dread or pain of the dental drill.

A material choice produces a shift not only in mood, but also in scale at Winka Dubbeldam’s Schein Loft, in New York City. In lining the loft corridor’s Caligariesque contours with bog-oak wood, the architect not only emphasizes the wood grain’s supersize figure, but also generates strong pulsing rhythms throughout the space.


And the sense of spatial flow becomes particularly powerful at Thomas Heatherwick’s La Maison Unique Longchamp, an upscale Manhattan retail space, where a highly sculptural steel-and-rubber stair surges like a great wave, propelling customers “upstream” to the selling floor, on the second story.

At Longchamp and the other projects featured in this issue, we encourage you to come on in, head up (or down) the stairs and around the bend to take in the spatially transformative experiences of Record Interiors 2006. *Sarah Amelar*



The architects featured:  
 1. Tadao Ando  
 2. Graft  
 3. Jun Aoki  
 4. Winka Dubbeldam  
 5. David Adjaye  
 6. René González  
 7. Thomas Heatherwick



The image shows the interior of the MORIMOTO restaurant, designed by Tadao Ando. The most striking feature is the ceiling, which is a curved, ribbed structure made of a material described as canvas frozen into place with fiberglass spray. The ceiling is supported by several thick, vertical concrete pillars. The walls are a smooth, light-colored material. In the foreground, there are long, light-colored wooden communal tables with simple, rectangular wooden chairs. The floor is dark and polished, reflecting the ambient light. In the background, a stainless steel kitchen area is visible, with a single glowing spherical light fixture hanging from the ceiling. The overall atmosphere is clean, modern, and minimalist.

The overhead "drapes" are actually a hard material: canvas frozen into place with a fiberglass spray on the upper, unexposed surface. The restaurant offers a variety of dining options, including long communal tables.

Tadao **Ando** serves up rich visual fare with silky concrete and glowing water bottles at New York's **MORIMOTO** restaurant

Flaps of persimmon-red cloth over the entrance of Manhattan's Morimoto restaurant flicker wildly in the breeze, animating the industrial brick-and-blackened-steel facade. A curiosity to passersby, the flame-bright scrims turn out to be a playful twist on a traditional *noren*, the curtain that hangs outside shops in Japan, signifying "open for business." Unlike a typical *noren*, this one is not of cotton, but of woven PVC weighted at the bottom, and it spans not a modest commercial doorway, but an almost theatrical 50-foot-wide arch. This supersize gesture offers a first taste of the space's inventive and, in many cases, oblique allusions to Japanese culture. Just as chef Masaharu Morimoto—a star of TV's *Iron Chef*—fuses Japanese sushi with such flourishes as *fois gras* and *crème fraîche*, the restaurant design borrows seasonings from eclectic sources.

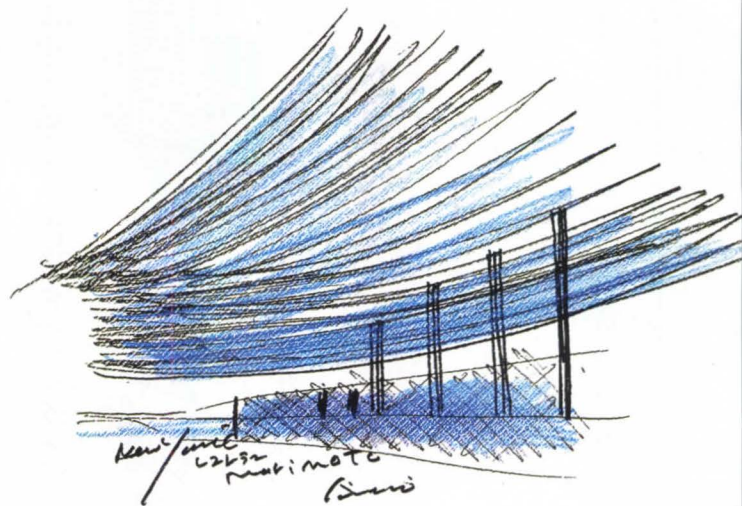
Right behind the *noren*, automatic doors glide open, revealing that this is not your classically sober, ultraserene Tadao Ando project. Certainly, concrete, his signature material, is present—notably in the stair descending from the 160-seat dining area, at grade, to the bar and lounge below. But beyond that cool, quiet gray, the 13,000-square-foot interior conveys a sense of spectacle in its dynamic convergence of angles, multiple contrasting surfaces, and overhead ripples coursing across a luminous, tentlike ceiling.

A nearly two-story-high water wall, angled off of the plan's orthogonal lines, plunges down the center of the space alongside the stair. Not the gently trickling waterfall of Japanese gardens nor the country's almost glacially still fountains, this freestanding wall is composed of 17,400 half-liter plastic bottles, filled with mineral water and screwed into electric-socketlike couplers. While vertical stainless-steel rods hold the couplers, horizontal bracing carries LED point lighting, producing a backlit shimmering effect.

But is this whimsical (though literally splashless) exuberance really the work of the typically rather subdued Ando? "Restaurants are different from more 'serious,' architecture," he explains. "I recognize them as places for entertainment." His client, Stephen Starr, a self-described "longtime fan of Ando's" and "design-driven restaurateur," who had commissioned Karim Rashid for his Morimoto restaurant in Philadelphia [RECORD, November 2002, page 164], convinced the Japanese architect to take on this \$6.5 million project in what was once the Nabisco Baking Company's gritty loading dock and basement. The space now borders Manhattan's Chelsea Market, a hip, quasi-industrial food arcade. Starr was initially concerned, he confesses, that the project might turn out "museumlike and all concrete," so he "respectfully let Ando know early on that the restaurant would need warmth." And, it seems, a lively spark.

Playful experiments with plastic water bottles are not, however, new to Ando's work. In recent years, he used empty ones in his traveling sets for an opera, conducted by Seiji Ozawa, and for temporary exhibition walls at the Suntory Museum, a 1994 building in Osaka of his own design. (Early in his career, he even built several modest restaurants—though apparently none with plastic bottles.) "I'm interested in bottles," the architect says, "because they're very basic household items that can become something else entirely different, depending on how you use them."

At Morimoto, as Ando readily acknowledges, the outcome—for the water vessels and the entire interior—evolved through a true collaboration of talents. To orchestrate the project, he chose Stephanie Goto, a young Japanese-American architect who heads Goto Design Group, a



The *noren* (hanging cloth, left) spans a 50-foot-long arch at the restaurant's entrance. Ando superimposed blackened-steel cladding over the existing facade. A huge, cracked Douglas fir log forms a counter (below).



**Project:** Morimoto New York, N.Y.C.

**Architect:** Tadao Ando Architects and Associates—Tadao Ando, principal; Masataka Yano, project architect

**Associate architect:** Stephanie Goto

Design Group—Stephanie Goto, principal, New York project architect

**Engineers:** Leslie Robertson and Associates (structural); Thomas Polise (m/e/p); Langan (geotechnical)





The stair descends from the dining area, at street level, to the bar below. LED point lights of two different color temperatures illuminate the bottle wall.

Ross Lovegrove, who masterminded all the furniture, had also, years before, designed the Ty Nant water bottles that screw into the wall's structure like light bulbs in a coupler.




Uplights cast "X"s on a rice-papered wall (opposite). Glass partitions, with a denser frit pattern toward the bottom, provide some privacy (opposite, at left). The cantilevered,

poured-concrete stair, pinned at top and bottom, hangs from four of the square concrete columns, none of which actually touches the ceiling (this page, top and bottom).



- 1. Host/coat check
- 2. Dining
- 3. Bottle wall
- 4. Private dining
- 5. Storage
- 6. Walk-in refrigerator
- 7. Exposition kitchen
- 8. Omakase bar
- 9. Sushi bar
- 10. Manager
- 11. Lounge
- 12. Bar
- 13. Main kitchen
- 14. Dish washing
- 15. Prep kitchen
- 16. Chef's office
- 17. Staff only
- 18. Mechanical





Ghostly leaf skeletons appear to float in the resin bar top (far left and opposite). Each bathroom stall offers views into an "infinity wall," containing silk flowers that the staff changes seasonally (near left). The lounge chairs look like concrete but are actually soft milled foam of varying densities (below).





small New York firm. She credits her earlier work as a project architect for David Rockwell with teaching her how to produce or, as she puts it, “creative-direct” an ambitious restaurant interior. “This is definitely Mr. Ando’s vision and design, but if I had not been involved with every aspect,” she admits, “the end result might have looked quite different.”

Hand-selecting materials, processes, and skills from often unconventional sources, she hired Showmotion, a theatrical “theming” contractor for Broadway sets, to fabricate the dining area’s rippled ceiling. Ando wanted the gently undulating surface to have a light, breezy quality, balancing the darkness of the oak floors he stained charcoal gray. And, says Goto, he also saw the overhead treatment as a metaphor for the raked stones in a Japanese garden. Though the ceiling’s 44 panels appear as soft drapery, they are actually folds of cotton canvas frozen in place with fiberglass sprayed inch-deep on the unexposed surfaces. (Strong as a boat’s hull, the suspended panels were designed to carry the weight of workers standing on them.) Then, lighting designer Arnold Chan, of Isometrix, gave this ceiling and the entire space a soft glow—in most places without visible light sources.

For the furnishings, Goto suggested London-based industrial/furniture designer Ross Lovegrove. “Ando and I might seem an unlikely combo: I tend to maximize organic form, while his work is more Minimalist and linear,” Lovegrove says. But as he had noticed, Ando chose this “organic” work for several earlier projects, providing a successful foil for rectilinear concrete. To create furniture that would “fit elegantly and noninvasively” into Morimoto, Lovegrove says he started each piece as a cube and then eroded it from the inside. “Externally, the forms relate to Ando’s work,” he notes, “while internally, where they touch the body, they’re more mine.” One version of that cubic model, Lovegrove’s chairs for the lounge downstairs, look like concrete (in homage to the architect), but are actually

squishy, combining several densities of milled foam with a specially treated surface. So just as the dining area’s ceiling, upstairs, appears soft but is, in fact, hard, these seats appear hard but turn out to be soft. “A sense of material discovery,” says Lovegrove, “is very Japanese.”

And there are many materials to discover here. The dining level includes a textured wall of rice paper and a huge, cracked Douglas fir log that serves as a counter. The water wall’s bottles, evoking glistening chunks of ice, were designed by Lovegrove, years ago, for Ty Nant, a Welsh mineral water. And Chinese-made fritted-glass partitions, with a dot pattern growing dense toward the bottom, veil intimate dining enclaves within the larger room.

The lounge level, which took significant engineering to strengthen the foundations and keep a high water table at bay, has a low-key nightclub feel. Here, cedar wall panels, stained bright red, send a vibrant glow through crystal-clear, cast-acrylic barstools and a long resin bar top, embedded with delicate leaf skeletons. Even in the pure white bathrooms, a small spectacle awaits: A mirror trick behind each toilet presents endlessly multiplied views of flowers, receding into infinity. And beyond the bar is a variation on the central water wall, this one with bottles mounted end-to-end vertically.

Throughout the two floors, Morimoto serves up a rich mix of visual ingredients. But the muted palette of natural concrete, cotton canvas, and wood—like precisely prepared sushi rice—is what allows the space’s more intense flavors to stand out. ■

**Sources** Phillips; Times Square; B-Light; Ardee  
**Furniture:** Poltrona Frau (custom designs by Ross Lovegrove)  
**Lighting:** National Cathode; Lightolier; ALM; LitLab; Lucifer; Exterior Vert; IO;  
 For more information on this project, go to Projects at [www.archrecord.com](http://www.archrecord.com).



Vivid marigold surfaces enliven the dental clinic's two levels, reflected here in mirrors backing the staircase (right). Dot-screen images of humans lunge across the sinuous forms (opposite).

# Graft renders dental visits spalike, complete with metaphoric beach dunes, at the sun-bright **KU64** clinic in Berlin

By Suzanne Stephens

**T**he hot marigold hues of the swooping walls, floors, and ceilings in Berlin's KU64 dental clinic make you totally forget you are in the domain of the screechy drill and the softly intoned claim, "This won't hurt." In tackling the design of a place so many dread, Graft, architects with offices in Berlin, Los Angeles, and Beijing, sought to create a comfortably upbeat ambience. The clinic's location on the fifth and sixth floors of an office building overlooking Kurfürstendamm, a grand shopping boulevard, gave the designers an idea. "With ample sun coming through the south-facing windows, we thought this would be perfect for a beach scenario," says principal Lars Krückeberg. The "dunescape," as he describes the firm's design concept, surreally evokes a Baltic seaside resort, even down to the poolside-style chaise longues and the smell of burning logs from a metal stove in the waiting room (intended to bolster that "happy holiday feel"). The aroma of freshly roasted coffee wafting from a cappuccino machine further removes the client from thoughts of Novacain and pain.

The 10,180-square-foot dental clinic, called KU64 after its Kurfürstendamm address, is an unusual commission for the young firm, formed in 1998. But Dr. Stephan Ziegler, who had seen a publication of Graft's outré Q! hotel, just off Kurfürstendamm [RECORD, September 2004, page 128], approached the architects. Ziegler was putting together a full-service clinic for eight dentists, complete with its own laboratories and preventive-care consultation for patients who desire a spa ambience with all their dental care. Clearly the space could not look anything like a dentist's office. And as Krückeberg points out, the old truism holds: "You must have a good client—and a good architect—for architecture to happen."

To create a sinuous, cocoonlike setting that would flow right from the entrance through the entire length of the main floor (but without a high price tag), the architects used drywall construction, surfaced in polyurethane with a colored sealant. They visually activated the fluid, 3D

forms further by spraying them with enlarged dot-screen images of the human figure, cast in anamorphic perspective, and then applying a clear lacquer sealant. To counter the intensity of the marigold hue, Graft turned to burgundy for furnishings and accents on the floors and walls. As Krückeberg puts it, "We wanted something warm and dark, with a grand-hotel connotation." But apart from the burgundy, brightness abounds.

Glass windows between treatment alcoves allow daylight to permeate the spaces. Once the patient is ensconced in a treatment alcove, however, he or she is removed from view, below the eye level of other

**Project:** KU64, Berlin

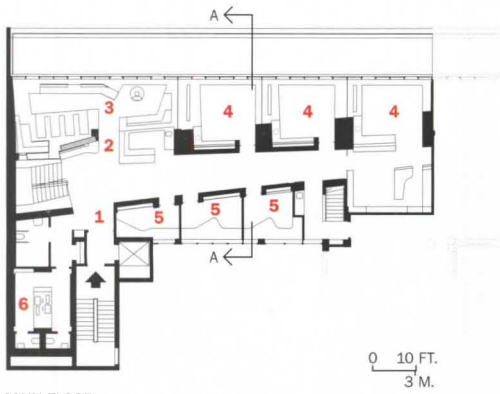
**Architect:** Graft—Lars Krückeberg, Wolfram Putz, Thomas Willemeit, principals; Tobias Hein, Karsten Sell, project architects; Sven Fuchs,

Lennart Wiechell, architects; Björn Rolle, Markus Müller, project team

**Engineers:** KGG (structural); ICM Ingenieurbüro (mechanical, electrical)




- 1. Entrance vestibule
- 2. Reception desk
- 3. Waiting room
- 4. Treatment area
- 5. Office
- 6. Washroom
- 7. Recovery
- 8. Surgery
- 9. Orthodonture
- 10. Porcelain workshop
- 11. Prevention
- 12. Health consulting
- 13. X-ray
- 14. Technical
- 15. Laboratory
- 16. Communal space
- 17. Changing rooms




MAIN FLOOR



LOWER FLOOR



Burgundy fabric punches up lounge areas, as on the lower floor (above). Graft's computer-generated conceptual models (below left and right) suggest the sculptural plates, from which the spaces are carved.

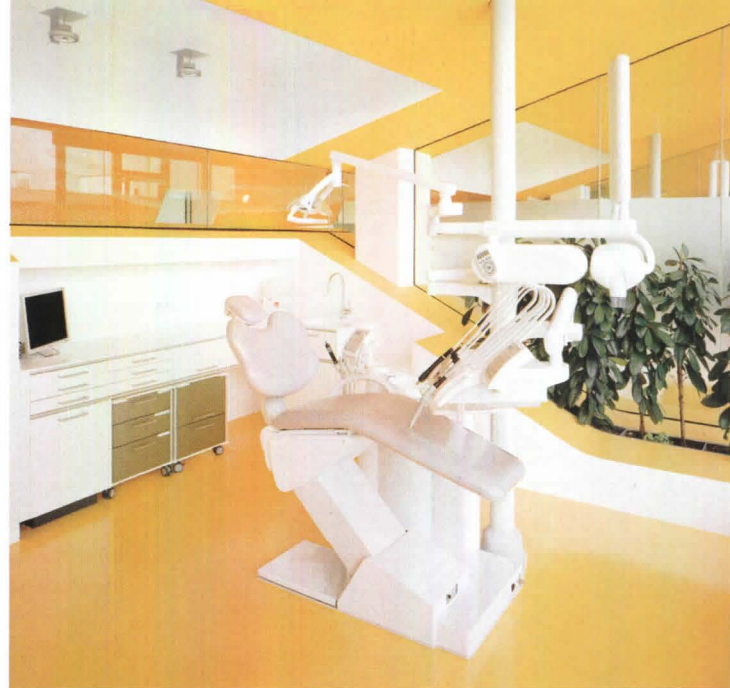




For the clinic's main level, Graft gave the ceilings, floors, and walls curved contours, built from drywall that was

painted a bright marigold, sealed with polyurethane, and sprayed with white dot-matrix images of human figures.





The treatment rooms have windows onto the corridor, allowing daylight to infuse all the spaces. But the dental chairs (top right) remain sequestered below the eye level of passersby. Also, a view-control film on

the glazing appears to turn from transparent to translucent as people approach. For a rear hallway leading to the labs, the architects built out the white drywall to conceal lighting and inset planes painted burgundy.

patients in the corridor. Krückeberg likens the sequestered experience of occupying a dental chair here to “sitting in a *strandkorb*, the enclosed beach chair on the Baltic that protects you from the wind—only here it is about a sense of privacy.” To increase the visual seclusion for the various treatment rooms, the architects applied a view-control film on the glazing that visibly shifts from transparent to translucent for passersby in the hallway.

On the lower floor, with more specialized treatment rooms and labs, the horizontal dunescape of the main hall yields to a canyonlike configuration, affording greater privacy for surgery, orthodonture, and implantations. Here, the color scheme relies less on marigold, but is still

## KRÜCKEBERG LIKENS THE DENTAL CHAIRS TO “*STRANDKORBS*, THE ENCLOSED BEACH CHAIRS USED ON THE BALTIC.”

light—a Cabinet of Dr. Caligari rendered in yellow and white with touches of burgundy. For a long narrow corridor leading to the labs and a staff changing area, the architects both built out and carved back one side of the hallway and ceiling to reveal planes of burgundy behind the white drywall, with backlighting for volumetric effect.

In many ways, the concept for this exuberantly offbeat dental clinic fits well with the architect’s general philosophy, based on botanical grafting. Krückeberg and partners Wolfram Putz, Thomas Willemeit, and Gregor Hoheisel (head of the firm’s Beijing office) like to go beyond the boundaries of traditional architecture, grafting ideas from other disciplines to create fluid forms that blur physical boundaries between walls, ceilings, and floors. The approach seems to have worked brilliantly for Dr. Ziegler, whose clinic already stays open seven days a week, year-round. “I wanted to invent a new kind of practice” he says, “and I needed an innovative design that would make the patients very happy—which they are.” Indeed. With all this ebullience, who needs laughing gas? ■

### Sources

**Drywall system:** Knauf

**Flooring:** Degussa AG Flooring (6th floor); Forbo (fifth floor)

**Interior ambient lighting and downlights:** Wever & Ducré

**Glazing view control film:** Lumisty

**Sinks, faucets:** Agape

**Fireplace:** Euroflues (Ergofocus style)

For more information on this project, go to Projects at

[www.archrecord.com](http://www.archrecord.com).



On the dental clinic's lower level (below), swerving walls shield dental surgery and implant rooms, as well as recovery areas.



Curls of plastic-laminated *washi* paper swirling around fluorescent lamps cover the ceiling (this page and opposite), while custom steel furniture evokes hair-cutting tools.



# Jun AOKI coifs the ceiling with luminous curls at XEL-HA, a new beauty salon in Tokyo's high-fashion district



By Naomi Pollock

**A**t beauty parlors around the globe, scissors-wielding stylists routinely scatter shorn locks over the floor. But at Xel-Ha, a Tokyo salon designed by architect Jun Aoki, even the ceiling is strewn with curls. Combining a finish with a lighting system, Aoki covered the entire 2,336-square-foot surface with swirling sheets of plastic-laminated *washi*, a bleached-wood pulp paper, commonly used for lampshades in Japan. Each well-coiffed curl spirals loosely and eccentrically around a ball-shaped, 13-watt fluorescent lamp. “For the consumer, a visit to a hair salon is sometimes a special event,” says Aoki. “A salon must be a little bit theatrical, plus a little bit cozy.” Xel-Ha’s dramatic cover is gentle on the eye but as head turning as a perfectly sculpted bouffant.

The decision to highlight the ceiling came in response to practical and aesthetic concerns. While the client, an established stylist, requested nondirectional, even lighting, the ceiling was one of the few places—amid sinks, brushes, and blow-dryers—where Aoki could leave his mark. After all, when customers lean back for hair washing, they often gaze upward (though in most salons, the vista is unremarkable). And to passersby on the street, the space—topping a three-story commercial building in Tokyo’s Omotesando fashion district—reveals little more than its ceiling.

As realized, that lofty surface becomes most luminous and visible to pedestrians at night, during the salon’s evening hours and training sessions for budding barbers and beauticians. But even during the day, the ceiling’s articulated contours are in full view from the curving, car-free passageway that divides the structure’s base into an L-shaped block for high-end retail and a freestanding corner boutique for Cartier. The building, by architect Jun Mitsui, is a 2005 addition to the quarter’s retail landmarks, which

include Aoki’s Vuitton flagship, just down the street, and Herzog & de Meuron’s Prada “epicenter” [RECORD, October 2003, page 92] next door.

From the cobbled pedestrian way, a glass-enclosed elevator leads directly up to Xel-Ha. (Inspired by the owner’s Mexican travels, the name is Mayan for “a place where water wells or is born.”) The elevator opens onto the 3,746-square-foot salon, a single factorylike space divided into an open haircutting zone, to the left, and a secluded spa zone, to the right. For privacy and tranquility, the spa required a warren of treatment rooms behind full walls and doors. While hairstyling and spa areas needed clear separation, Aoki tied them together with a uniform material palette of dark brown surfaces, contrasting markedly with the ethereal white ceiling.

Aoki kept the overhead flow uninterrupted, where possible, by using low elements to subdivide the hair zone. Rising only three quarters of the way up, brown-lacquered customer lockers and a freestanding storage unit (topped by a glazed, champagne-and-water-stocked refrigerator) separate the shampooing chairs and basins that line the back wall from the cutting floor, with its 12, double-sided styling stations.

While the job called for durability, the architect sought expressive surfaces to set the mood. “If the materials are too smooth, the space doesn’t feel relaxed,” he explains. “But if they’re too rough, it feels too relaxed.” For the walls, he favored coarse chipped-wood board painted dark brown, camouflaging future dings; and for the floors, shiny brown plastic tile to endure chemical spills and constant sweeping. Overhead, Aoki achieved a luminous, cloudlike quality, as well as proper task lighting, by randomly distributing

**Project:** Xel-Ha, Tokyo

**Architect:** Jun Aoki & Associates—  
Jun Aoki, principal; Noriko

Nagayama, architect in charge

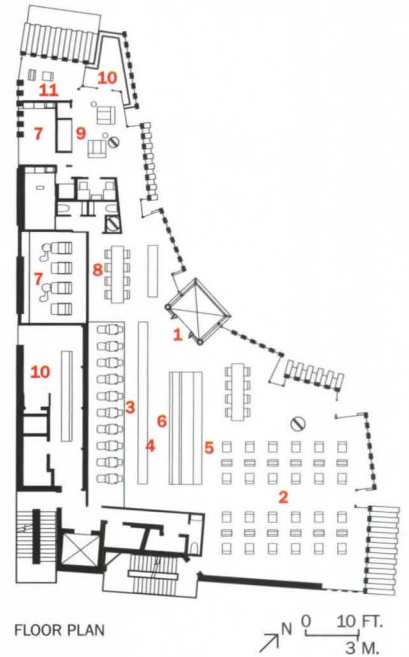
**Lighting consultant:** ITL Company

**General contractor:** Bill Gates

Naomi Pollock is RECORD’s Tokyo-based correspondent.



The cutting stations (above), just 19 inches deep, now have salon chairs (not shown). Hair-washing setups line one wall (below).



FLOOR PLAN

- |                   |                       |
|-------------------|-----------------------|
| 1. Entry/elevator | 7. Spa treatment room |
| 2. Haircutting    | 8. Waiting            |
| 3. Shampooing     | 9. Nail salon         |
| 4. Lockers        | 10. Outdoor space     |
| 5. Refrigerator   | 11. V.I.P. room       |
| 6. Reception      |                       |

750 fluorescent lamps and 10 different spiral and S-shaped shades, varying from 8 to 20 inches in depth. To build this unusually complex ceiling, the contractor transferred the architect's sketch onto a mesh cloth, affixed to drywall, and traced over the irregular pattern with a marker. Guided by the dotted lines where the pattern crossed the mesh, he bolted the bulbs into place at intervals ranging from 14 to 32 inches, and surrounded them with curved metal frames to hold the milky white sheets, secured by plastic pins.

Adding to this material palette, Aoki designed delicately proportioned, mostly metal furnishings that evoke hairdressers' tools. Straddling the line between architecture and furniture, the 21-foot-long reception desk, abutting the customer lockers, is sharp-edged, with a stainless-steel top and brown lacquered sides. Stainless steel was also the material of choice for the cutting stations and waiting tables. Each station, only 19 inches deep, can accommodate a client on either side of paired mirrors, which sandwich a storage slot for blow-dryers and magazines.

Aoki's thoughtful material selection and formal articulation also respond to a larger scale: the building facade, which features concrete louvers tilting in various directions. Instead of competing with, bowing to, or ignoring the assertive louvers, he complements their tan hue by rendering Xel-Ha in multiple shades of brown and white, while mollifying the exterior's bold angularity with his graceful curves. In Japan, straight hair may still be the norm, but curls offer a welcome change. ■

#### Sources

**Lampshade material:** Warlon

**Lighting:** ITL; Endo

**Furnishings:** Hill International;  
Takara Belmont; Bill Gates

For more information on this project, go to Projects at [www.archrecord.com](http://www.archrecord.com).



Sandwiched between the cutting stations' paired mirrors is a storage slot for blow-dryers and magazines. The ceiling's cloudlike lightness contrasts with the dark floor.



The entry opens onto the shorter leg of the L-shaped main living space, bordered by a terrace (opposite). The central spine (this page) facing the kitchen/dining area, is clad in bog oak.



# In New York City, Winka Dubbeldam counters her building's cascading facade with the **SCHEIN LOFT**'s horizontal rhythms



By William Weathersby, Jr.

**A** rippling curtain wall of bent glass flows dramatically down the front of architect Winka Dubbeldam's 11-story residential building, adjoining a 19th-century brick warehouse [RECORD, November 2004, page 198]. The two structures, in Manhattan's SoHo neighborhood, merge as one, with floor plates aligned to house 23 apartments. While the Modernist glass folds cascading beside the stoic historic structure call to mind a waterfall, a loft apartment on the eighth floor evokes another part of the forest. Here, Dubbeldam, with her firm Archi-Tectonics, created an asymmetrical circulation spine, clad in bog oak, that anchors the loft with unexpectedly fluid geometry.

"The facade is a folded vertical landscape, and I wanted to internalize that notion," says the architect, who was commissioned to design the loft after she had completed the shell. For the two-bedroom apartment, she adds, "the undulating folds of the curtain wall are wrapped inside out." The facade's transparency morphs into the wood spine's expressive horizontality and planar rhythms.

Dubbeldam, who made one of the lower-floor lofts her own home, says she welcomed the assignment to craft another interior here. (Her firm had delivered the condominium units, ranging from 1,900 to 5,700 square feet, to the developer as Sheetrock-finished, open-plan spaces with 12-foot-high ceilings.) Artist and photographer Peter Schein was her client for the 3,200-square-foot, eighth-story apartment, a floor-through running from west to east and perched two levels above the complex's

19th-century section. "Peter was open to sculptural forms," the architect recalls, "but he requested a well-defined transition zone between public and private spaces." Generous art storage and low-maintenance, environmentally friendly materials were also priorities.

The apartment's entry opens onto the shorter leg of the L-shaped main living space. To the west, the slant of the floor-to-ceiling glazing, bordered by a terrace with sweeping views of the Hudson River and Lower Manhattan, immediately comes into view. The eastern wall introduces bog-oak-veneer plywood, a species Dubbeldam selected for its warm variegated hues. This sustainable material was waxed, formed into panels, and fitted into a black-metal framing system. Drawers within the wall accommodate art supplies and housewares, while the wall masks structural columns. Near the entry, an asymmetrical full-height section of drywall pivots to reveal a niche for oversized paintings and photography. As Dubbeldam points out, "The wall can be left open to create an ephemeral art installation."

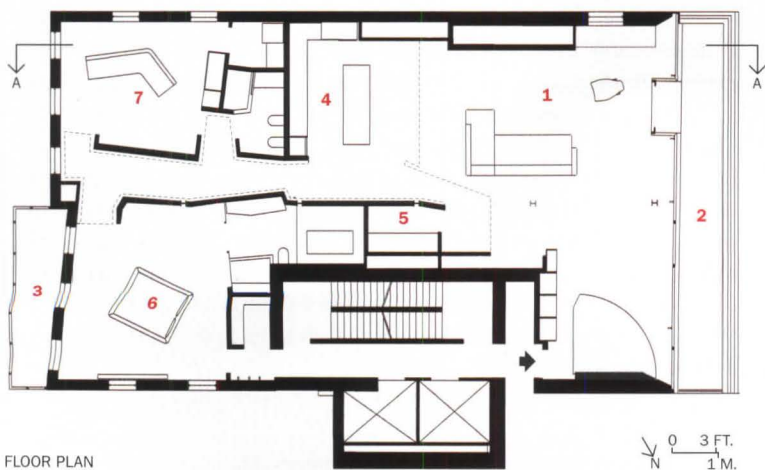
Around the corner of the L, the fireplace's narrow, 7-foot-long

**Project:** *Schein Loft, New York City*  
**Architect:** *Archi-Tectonics—Winka Dubbeldam, principal; Bittor Sanchez-Monasterio, Brooks Atwood, Ana Sotrel, project team*

**Engineer:** *Stanislav Slutsky (mechanical)*

**Consultants:** *Audio Video Systems (wireless integrated systems)*

**General contractor:** *New Industries*



FLOOR PLAN



SECTION A-A

1. Living room
2. Terrace
3. Balcony
4. Kitchen
5. Darkroom
6. Bedroom
7. Guest/music room



The long, slender fireplace aperture is set into a living-room wall of volcanic stone (right). A wood table for work or dining slides out from beneath the kitchen island (right). Canted wood walls of the central spine

enclose the private domains of master bedroom (above and opposite) and guest room/music studio. The master bath, visible from the bedroom, is wrapped in slate tile and framed by aqueous blue glazing (opposite).



The master bath's tub features a spalike tile enclosure (top). A blue-glass wall injects a jolt of color (below left). The guest bath's mirrors amplify the room's geometry (below right).





A translucent glass door accessing the guest room/music studio contrasts with the bog-oak paneling. The shelves and credenza are of the same wood.

aperture slashes across the south wall, clad in smoke-hued volcanic stone. Beyond the seating area, a Parsons table pulls out from beneath the open kitchen's counter for work or dining.

The central hallway, connecting the living/dining/kitchen zones with the two bedrooms, delivers Dubbeldam's interior tour de force. Exploding the Cartesian grid, the bog-oak-clad wall panels cant at multiple angles, creating a sculptural effect evoking a Brancusi totem writ large. The corridor's walls remain bare, emphasizing the wood's natural patina. Overhead, an asymmetrical ceiling plenum masks HVAC systems and houses indirect fluorescent lighting. In addition to its aesthetic role, the central artery plays an environmental one. Its uninterrupted length allows cross ventilation between the western terrace and, on the loft's eastern edge, operable windows with a balcony.

Sections of the corridor walls pivot, becoming doors into the master bedroom and guest room/music studio. Oak flooring and bog-oak wall paneling wrap the spaces, which have built-in credenzas, shelving integrated into the walls, and furnishings kept to a minimum.

The master bedroom's adjacent bath lies behind a wall of blue glass, evoking water and enlivening the otherwise monochromatic sleeping

area. A shower with blue glass tile rises near a tub set in a platform clad in black slate. Low-key, recessed lighting enhances the private-spa ambience.

In the spare and clean-lined guest bedroom/music studio, bog-oak shelves stagger across one wall. A translucent door allows light into an adjacent alcove and guest bathroom. And in the corridor, an artist's workspace is tucked behind a section of the bog-wood wall.

Dubbeldam, the in-house architect living just downstairs, continues to consult on Schein's loft. (She is currently working with the artist on installing vibrant custom rugs.) Fine-tuning this interior in a building of her own design remains a work-in-progress—one very close to home. ■

**Sources**

**Curtain wall:** UAD

**Stone:** Stone Source

**Hardware:** Häfele; Dorma; Nanz

**Tub, faucets, toilets:** Atta; Boffi;

Kohler; Duravit; Lefroy Brooks;

DuPont

**Kitchen appliances:** Gaggenau;

Miele; Sub-Zero

**Tile:** Nemo

**Paint:** Benjamin Moore


**Lighting:** Lutron; Lightolier

For more information on this project, go to Projects at

[www.archrecord.com](http://www.archrecord.com).

From the reception area, coated in lipstick-red resin, the contrasting brass-lined *Passage of Honour* comes into view.

THE MAIN HALL



# David Adjaye turns a former railroad station into the visually, intellectually, and spatially alive **NOBEL PEACE CENTER** in Oslo

By Raymund Ryan

**A**rchitecture and themes of peace sometimes coalesce in serene places, as in traditional Japanese gardens. But the task that faced London-based David Adjaye in designing Oslo's Nobel Peace Center involved the far more complicated issues of strife, as well as peace. The purpose of the center is to introduce visitors to the history of the Nobel Peace Prize since its inception in 1905, and host temporary installations revealing aspects of war and peace, humanity caught in inhumane conditions, and the struggle for human rights around the world.

The site—or, more precisely, the venue—for the project is Vestbanen, a small, late-19th-century train station that reveals little of its original function. Literally a stone's throw from the Oslo Fjord, this decommissioned, 16,000-square-foot station stands on an open plaza across from Oslo City Hall, a robust icon with twin brick towers. Selected through an interview process, Adjaye and his firm, Adjaye/Associates, were not permitted to make any major changes to the landmark-protected structure. So they took advantage of the urban space outside Vestbanen, placing a pavilion right in the path of dignitaries walking to the Nobel Peace Center from the annual award ceremony at City Hall.

Called *Canopy*, the pavilion is a tubelike box, which, the visitor soon discovers, is akin to some of Adjaye's insertions within the Vestbanen building. A rectangular sleeve of sandblasted aluminum, with a curved floor and ceiling, *Canopy* remains open along its two longer sides. A walk (or bicycle ride) through it evokes the experience of traversing a small covered bridge. Pierced with many small holes delineating the world's continents, the shell uses aluminum that, ironically, was once slated for a Greek cannon boat.

After passing through the freestanding *Canopy*, visitors can proceed indoors, into the Peace Center foyer, which Adjaye describes as "a deliberate void." Here, as with many of his projects, he says he intentionally attempted "to have no thresholds." A vivid green space to the left of the entry offers visual counterpoint to a glossy red one to the right. In between stands *Register*, a second sleeve-like box, this one made of black GRP (glass reinforced plastic). Like *Canopy*, it is perforated, but its holes, representing major population centers, glow with green or red light,

Raymund Ryan is curator at the Heinz Architectural Center in Pittsburgh.

**Outside the Vestbanen building, Adjaye erected *Canopy*, a sleeve of perforated, sandblasted aluminum with a curved floor and ceiling (above and right).**

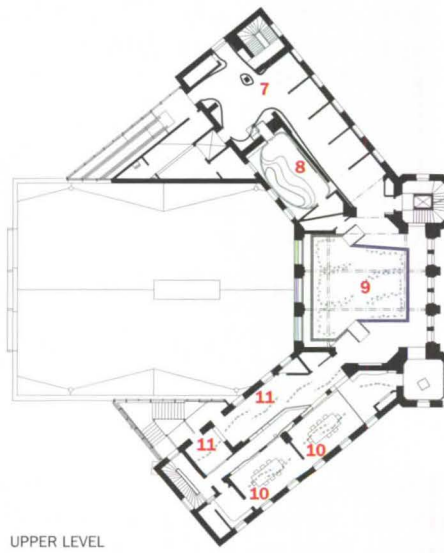
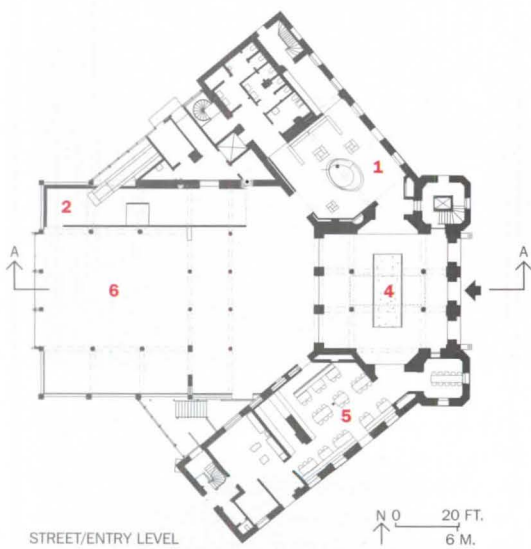



depending on that site's peaceful or warring status. Each puncture also emits the sound of a voice speaking in the respective city's language.

Adjaye chooses words like "jump" and "edit" to describe his scenographic approach to the dozen or so spaces inside the old railroad station. In places, he applied identifying finishes in radical fashion, as in the reception/bookshop area, where a vibrantly red resin covers the floor,

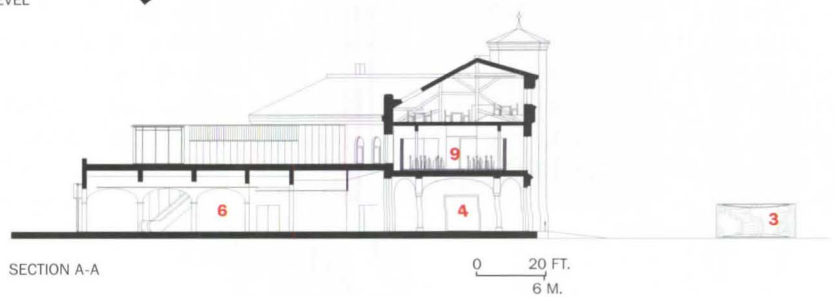
**Project:** Nobel Peace Center, Oslo  
**Architect:** Adjaye/Associates—David Adjaye, principal; Monsour El-Khawad, Nikolai Delvendahl, project directors; Rashid Ali, Jennifer Boheim,

Hannah Booth, James Carrigan, Caroline Hinne, Paul La Tourelle, Yuko Minamide, John Moran, Karen Wong, project team  
**Local architect:** Anders W. Anderson



- 1. Reception/bookstore
- 2. "Passage of Honour"
- 3. "Canopy"
- 4. "Register"
- 5. Café de la Paix
- 6. Temporary exhibitions

- 7. Gallery
- 8. Cinema
- 9. "Nobel Field"
- 10. Education/conference
- 11. E-room (for interactive education)



Vibrant red resin coats the floors, walls, and torqued counter of the bookstore/reception area (above and opposite, bottom). Adjaye's insertions, such as *Register*, a sleeve-like box (above and opposite, top), reframe the existing space.





One end of *Register's* tubelike form frames the café's green hues (top); the other catches the reception area's red glow (opposite).



walls, ceiling, bookshelves, display units, and the torqued sales-and-information counter. Perpendicular to the reception area, the architect inserted an additional room-size open box, this one entitled *Passage of Honour*. With flush sheets of brass lining its floor, ceiling, and two longer walls, the space is both seductive and momentarily disorienting, multiplying reflections in all directions. But soon the visitor's attention turns to a wall-like projection into the *Passage of Honour*, which presents a video on the most recent Nobel Peace Prize laureate.

A temporary exhibition space, adjacent to *Passage of Honour*, straddles the station's central axis, the terminus for lines once coming into Oslo from the west. An escalator leads up to a temporary gallery wrapped in cedar, as well as a felt-lined screening room. Directly above *Register* and beneath Vestbanen's restored coffered ceiling is *Nobel Field*. Here, translucent glass panels form a corral around a blue rubber floor, where acrylic stalks glow with LED lights and support small screens, bearing electronic portraits of past Nobel Peace laureates—Adjaye calls it "a digital garden." Developed with David Small, an MIT-trained designer of interactive graphics, these monitors activate when approached, each introducing a single Peace Prize winner.

Visitors then proceed to Vestbanen's south tower, where an interactive book relates Alfred Nobel's life story, and continue past *The Wallpapers*, a digital display with further information on the laureates, before descending a glazed stairwell back to ground level.




Inside the highly reflective, brass-lined *Passage of Honour*, visitors can view a video presentation on the most recent Nobel Peace Prize laureate.



Throughout its history, the Nobel Peace Prize has inspired the admiration of people of all ages to work to create peace.

THE NOBEL PEACE PRIZE



**Nobel Field (above and left) features a blue rubber floor, where acrylic stalks glow with LED lights and support small screens, bearing electronic portraits of Nobel Peace laureates.**

Informality and glamour are hallmarks of Adjaye's work; he tends to treat an eclectic palette in Minimal fashion (with sublimated thresholds and few articulated joints) in pursuit of spatial effect. In Oslo, he plays new against old, and the temporal and temporary against the permanent. For the Peace Center's Café de la Paix, he collaborated with London artist Chris Ofili. (Adjaye had designed Ofili's home off London's Brick Lane in 1998, and the artist and architect collaborated on the installation of Ofili's work at the 2003 Venice Biennale.) They covered the café's walls and ceiling in shades of cool green: polygons caught in a crystalline web of golden yellow lines. It is, says Adjaye, "where you come to rest ... a green envelope," an antidote to the fiery red reception area. Conceptually, these lines trace the network between the same cities *Register* represents. And so, this final interior, a place of refreshment after the exhibitions' lessons and richly varied spaces, celebrates the interconnectedness of the world. ■

**Sources**

**LED:** *Intravision; Crescent Lighting*

**Lighting:** *Nemo*

**Flooring:** *Flowcrete (resin);*

*Dalsouple (rubber)*

**Furniture:** *La Palma; Azumi; Idema*  
(custom design by Adjaye/Associates)

**Wallpaper:** *The Archive Printing*

*Company (custom design by Adjaye/Associates)*

For more information on this project, go to Projects at [www.archrecord.com](http://www.archrecord.com).



Adjaye collaborated with artist Chris Ofili to create the center's Café de la Paix. Gold lines over green represent a global network of cities.

The reception area's 3D wall cover, made of paper, was designed by Tracy Kendall of London. Another artist, Alyson Shotz, created the hanging sculpture with oval magnifying lenses (in partial view).



# René González transforms an old warehouse into **KARLA**, a serene and glowing event space and production venue in Miami

By Wendy Moonan

I wanted a sequence of spaces where we could bring clients to ‘seduce’ them,” says Karla Dascal, founder of an event-organizing business that caters to such high-profile clients as Madonna, Ricky Martin, and the office of President George W. Bush. For her company, Karla Conceptual Event Experiences, Dascal envisioned “a place where clients could get inspired . . . with enough openness to let them imagine.”

The new headquarters, simply called Karla, is just off Biscayne Boulevard in Miami’s trendy Wynwood Arts District, occupying a 12,000-square-foot warehouse and an unbuilt adjacent lot of equal size. Dascal needed a venue for throwing parties, making sets (such as the wedding decor she created for an episode of TV’s *Extreme Makeover*), and preparing floral arrangements for catered events. The program also included corporate offices, a conference room, a flower cooler, workspace, and ample storage.

Even before finding the warehouse property, Dascal signed on Miami architect René González. She was impressed by his installation for *Design Matters*, an exhibition of industrial design, fashion, and graphics that he curated in 2000 at Miami’s Museum of Contemporary Art. As she recalls, “He applied common materials like bubble wrap in a way you would never use them. He made them very elegant.” Dascal later sought out González and outlined her program for him. The event planner remembers explaining, “We’re a full-service production company—we do weddings, art-related parties for collectors during Art Basel, branding and corporate identity work, and dinners for the President. I want a Minimal space whose materials speak to me.”

A Minimalist approach suited González, who was born in Cuba but raised in south Florida, and had worked in Los Angeles for Richard Meier (on the Getty Museum) and Frank Israel before opening his own



**The interior—even its office cubicles (above)—engages in a dialogue with the garden (left).**

Miami firm, now with six architects. In converting the warehouse into Karla, González turned the property’s empty lot into a lush, subtropical garden, which you must traverse to enter the structure. Here, huge, single-paned glass doors between lobby and garden heighten ambiguities in the indoor/outdoor relationship.

The building now features a simple floor plan with innovative material applications. Entry, conference room, and work space form a series of high-ceilinged, boxy white spaces, some with glowing, light-infused walls. The built-in reception desk seems to float above the high-gloss epoxy floor. Behind the desk is handmade, 3D white wallpaper by artist Tracy Kendall. Etched-acrylic, floor-to-ceiling panels, backlit through blue filters, define the reception area’s other edges. The idea, says González, is to “create vertical planes that seemingly go on forever, emphasizing a volumeless quality of

**Project:** *Karla, Miami, Florida*  
**Architect:** *René González Architect—René González, principal; Monica Vazquez, project director*

**Engineers:** *Douglas Wood and Associates (structural); Vidal (m/e/p)*  
**General contractor:** *Madison Construction*

Wendy Moonan is a contributing writer to *Architectural Digest* and the antiques columnist for *The New York Times*.



Against high-gloss epoxy floors and luminous, backlit walls, the entry area presents sleek benches, a hunk of driftwood, and Shotz's hanging sculpture (above left). The conference room includes a blue resin table designed by González (above right). Each event gets its own installation (right).







Behind the reception area is a relaxed meeting space facing the garden, to the east. The clear acrylic chairs and high-gloss epoxy floor dematerialize visually.



MAIN FLOOR

0 10 FT.  
3 M.

1. Reception
2. Conference
3. Installation space
4. Open-office area
5. Executive office
6. Production and floral-design studio
7. Flower cooler
8. Warehouse space

space.” He furnished the entry area minimally, with sleek Italian benches, a hunk of driftwood that his client found, and a hanging sculpture with magnifying lenses projecting kaleidoscopic reflections onto the walls.

In a narrow conference room next to the entry area, Dascal meets with potential clients. In this area, two luminous, backlit walls of translucent acrylic cast reflections onto another seamless floor of shiny epoxy—all surfaces that dematerialize visually. The architect also designed the 12-foot-long table with a blue resin top. The custom light fixtures, made of Styrofoam cups, are by British designer Paul Cockledge. While one wall has a monitor for video presentations, the opposite elevation alternates panels of clear and translucent glass, allowing glimpses of set-building, floral-arranging, and party-prep activities in the work space next door—a back-of-the-house peek intended to spark the imagination of the company’s clients.


Earlier this year, the project won the 2006 AIA Honor Award for interior architecture. Now Dascal is talking to González about adding onto the place. “René captured exactly what I wanted here,” she says. “It’s luminous and has the opulence I was looking for.” From the minute you walk in, it speaks of her enterprise—and ultimately seduces you. ■

#### Sources

**Aluminum storefront:** YKK America  
**Lighting:** Bartco; Artemide; Luminis  
**Plumbing fixtures:** Vallve; Duravit

For more information on this project, go to Projects at [www.archrecord.com](http://www.archrecord.com).

Thomas **Heatherwick's** fluid design gets shoppers to flow inside and upstream at New York City's **LA MAISON UNIQUE LONGCHAMP**



LONGCHAMP LONGCHAMP  
HP LONGCHAMP LONGCHAMP  
NGCHAMP LONGCHAMP LONGCHAMP  
P LONGCHAMP LONGCHAMP



Seen from above, the grand stair's ribbons of rubber-coated steel resemble lines on a topographical map. Heatherwick envisioned the stair as a man-made landscape.



For the new stair (left and opposite two), Heatherwick Studio carved a 46-by-27-foot atrium, rising 60 feet, into the existing building. A skylight helps draw people upstairs. The designers used a thermoplastic material, instead of glass, to create the sensuously curving balustrades. Each of the 57 panels is unique.

LON  
LON  
LON  
LON  
LON



By Clifford A. Pearson

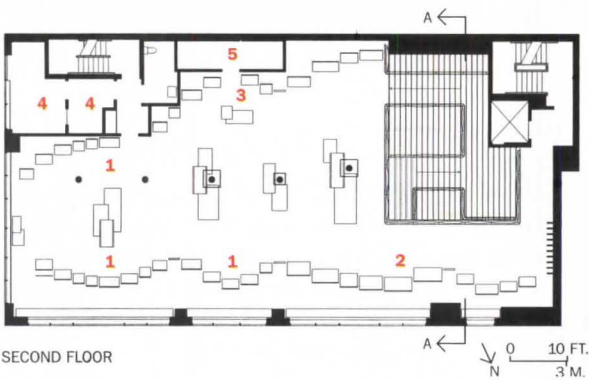
**Z**ippers are both functional and sexy, holding things together while offering the promise of revealing what's hidden inside. At La Maison Unique Longchamp, a three-story retail facility in New York City's SoHo neighborhood, the London designer Thomas Heatherwick applies zipper principles to architectural space, teasing shoppers to come inside and see what's upstairs.

A flagship store for Longchamp, a French leather-goods company, the project resides in what Heatherwick describes as a "runty shoe box of a building" that posed all sorts of problems for creating a successful retail operation. The plain-Jane structure offered Longchamp ground-floor space that was not only limited to 1,500 square feet, but also squeezed awkwardly between a clothing store, in the prime corner spot, and a chocolate shop. But upstairs, Longchamp could spread out with a 4,500-square-foot second floor, and a newly added third floor with a 1,700-square-foot showroom plus a wraparound terrace for entertaining wholesale buyers. The challenge for Heatherwick was to grab attention with only a small streetfront presence and then entice people to schlep up a flight of stairs to the main retail space.

Trained at the Royal College of Art, Heatherwick runs a 38-person studio that designs everything from sculpture, such as *Sitooterie II*,

**Project:** *La Maison Unique Longchamp*, New York City  
**Designer:** Heatherwick Studio—  
 Thomas Heatherwick, director; Tom  
 Chapman-Andrews, project designer;

*Jem Hanbury*, designer  
**Architect:** *Atmosphere Design Group*  
**Engineer:** *Gilsanz Murray Steficek*  
**General contractor:** *Shawmut  
 Design & Construction*



SECOND FLOOR

1. Handbags
2. Luggage
3. Leather goods
4. Office
5. Storage
6. Checkout
7. Showroom
8. Roof terrace

Strips of laminated ash curl down from the ceiling to create shelves for handbags and other leather goods. Floors, seats, and display cases are maple.



SECTION A-A

in Essex, England [RECORD, June 2004, page 131], to the Rolling Bridge, in London [RECORD, December 2004, page 230]. In 2004, Longchamp debuted a handbag designed by Heatherwick featuring a zipper that snakes up and around the outside. When unzipped, it reveals a satiny fabric layer inside and nearly doubles the bag's volume. Instead of a clasp at the top, hidden magnets close the bag.

The designer employed similar strategies at Longchamp's La Maison Unique, using undulating ribbons of rubber-coated steel to create a stair that seems to unfold as it rises, and orchestrating a procession from a tight, ground-floor lobby to the expansive second-floor retail. And as with the handbag, he found an inventive use for magnets—this time to secure light fixtures and shelves anywhere along the metal ribbons. Heatherwick calls the stair a "landscape," a topographical feature inserted within a 46-by-27-foot atrium, cut from the corner of the building. The atrium rises 60 feet to a sloped skylight and required 55 tons of steel. Daylight from the top of the vertical space helps draw people upstairs, he says, noting, "Like insects, people are attracted to light." When he envisioned the stairscape, he thought of "a hillside with goats climbing up winding paths."



Magnets, put to creative use, secure merchandise display cables to the stair's steel ribbons. Magnets also attach lights and display shelves to the ribbons, offering flexibility in merchandising.



Steel poles and channels hold curving balustrade panels of PETG. Used in the aerospace industry for windshields and other applications, PETG is a thermoplastic that Heatherwick heated in sheets, allowing the force of gravity to warp the material in the process. The designer considered flat-glass balustrades too lifeless for the curvaceous stair, favoring instead a material that would reflect and refract light in multiple ways.

After designing the remarkably fluid stair, Heatherwick had trouble figuring out how to deal with the necessary balustrades. “When we imagined standard flat-glass balustrades, it ruined the sense of movement,” he says. “We wanted the glass to drape like fabric.” Ultimately, his team decided against glass in favor of a thermoplastic called PETG (polyethylene terephthalate glycol), used in the aerospace industry for windshields. By heating the material in sheets and letting the force of gravity slump each one differently, the designer created 57 PETG balustrade panels that form an animated, transparent border, reflecting light in idiosyncratic ways.

Just as Heatherwick bent the stair’s rubber-and-steel ribbons so they morph from treads into a three-story wall, he treated the ceiling, flooring, and display shelves on the second story as a set of continuous surfaces. By creating a laminated-ash ceiling and peeling down strips, he

created curving vertical supports for ash shelves. Dark maple settees and display cases continue the material palette of the floor boards, as if emerging from the surface below rather than sitting on it.

While big sculptural moves can sometimes come across as over-the-top, especially in a modest-size store, La Maison Unique exerts a curvaceous charm with a fresh zip to it. ■

**Sources**

**Skylight:** Wasco Products

**Ash ceiling and maple partitions:**

Imperial Woodworking Enterprises

**Resilient flooring on stairs:** Nora

**Ambient lights:** Litelab

**Thermoplastic balustrade:** Talbot Designs

For more information on this project, go to Projects at

[www.archrecord.com](http://www.archrecord.com).



# Selling the Light of Day

## INCENTIVE PROGRAMS AND INCREASED DEMAND FOR BUILDING-INTEGRATED PHOTOVOLTAIC INSTALLATIONS HAS PUSHED RESEARCH AND INNOVATION AT COMPANIES AND UNIVERSITIES

By Russell Fortmeyer

The sun shines a little brighter in Aspen, Colorado. Since the city lies 7,945 feet above sea level, snow-covered mountains tend to reflect a dazzling light on clear winter days. While elevation certainly plays a role, the city expects its reliance on renewable resources like wind and hydroelectric—which accounts for 57 percent of its electricity production—to eliminate the dispersal of 42 million pounds of greenhouse gases from the atmosphere through 2010.

When the city selected Willis Pember, AIA, to design a public service and storage pavilion for its Wagner Park, the architect decided early on he would test the waters of Aspen's 2000 commitment to adopt green building initiatives.

"The City of Aspen likes to believe it was the first city in Colorado to produce its own electricity," Pember says. "So that myth was something we exploited to sell them on the idea of photovoltaics on the building." His final design, the Wagner Park Edge, incorporates a 3-kilowatt thin-film photovoltaic array sandwiched between two layers of glass mounted to a structural canopy blanketing the building. The array supplies the pavilion's needs while also contributing enough energy back into Aspen's electrical grid to power a typical single-family home for the year.

Although photovoltaics on buildings remains a curiosity for many architects, most people involved in the photovoltaics (PV) industry think projects like the Wagner Park Edge will become the rule in the near



Aspen's Wagner Park Edge includes a glass-laminated photovoltaic installation as its sole power source (above and right).

future. While the market for PVs has exploded, building owners expecting to see quick returns on investment still find the technology disappointing. As such, the additional benefit of energy production often follows as a bonus to the use of PVs as a highly visible sustainable billboard or as a path to points in the U.S. Green Building Council's LEED rating program.

Steven Strong, of Solar Design Associates in Cambridge, Massachusetts, has experienced a surge in his energy consulting business in the past few years, owing to what he considers solar power's new "cool factor," a desire for more secure sources of power, and, especially, higher energy costs throughout the world. "Traditional economic analysis no longer applies; it's just that most people don't understand that yet," Strong says. "We're never going to return to the 1960s and 1970s where we had infinite amounts of cheap energy." Strong adds that the consideration of utility demand charges at peak periods of energy use, as well as the growing unreliability of the electrical grid, has led to an increased cost-effectiveness for PVs. "This is



ARCHITECTURAL TECHNOLOGY

### CONTINUING EDUCATION



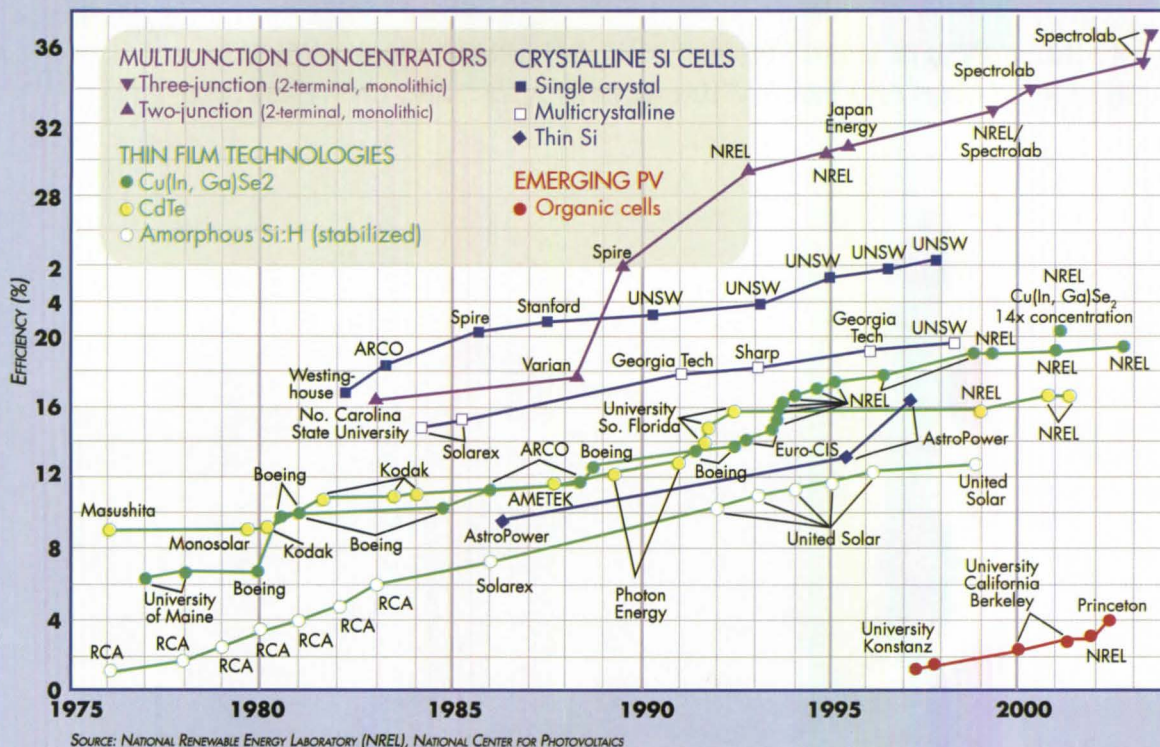
Use the following learning objectives to focus your study while reading this month's ARCHITECTURAL RECORD/ AIA Continuing Education article. To receive credit, turn to page 156 and follow the instructions.

### LEARNING OBJECTIVES

- After reading this article, you should be able to:
- 1. Describe new options to incorporate photovoltaics into buildings.
- 2. Discuss the various incentives for using photovoltaic technology.
- 3. Compare the benefits of different types of photovoltaic cells.

For this story and more continuing education, as well as links to sources, white papers, and products, go to [www.archrecord.com](http://www.archrecord.com).

## BEST RESEARCH - CELL EFFICIENCIES



The National Renewable Energy Laboratory charts photovoltaic cell efficiencies for developments worldwide (left). Research and corporate development have led to a rash of new photovoltaic products, beginning with BP Solar's conventional silicon cells (opposite, top left) and Shell Solar's modules (opposite, bottom right).

a glimpse of the future, and it's not an aberration."

The availability of subsidies, as either a tax credit or an energy rebate, still compels many a decision to incorporate PVs into a project. Solar consultants and researchers, however, argue for a larger view, positioning PVs as a significant component of an overall energy-efficiency design strategy. Behind the scenes, manufacturers and university and government research teams endeavor to develop new PV technology, seeking to find PV solutions that balance energy performance with aesthetic value—something lacking in many past solar installations. Since the PV industry shares silicon production with the semiconductor industry, all of this increased development occurs with the backdrop of a serious silicon supply shortage—though the industry considers it merely a hiccup. Regardless of the issues, the building PV industry in 2006 is positioning itself to expect rapid growth in demand and technology in the coming years.


### Research drives the industry

Although solar research in European countries and Japan has contributed significantly to the development of those countries' photovoltaic markets—the largest in the world owing to widespread government incentives—the U.S. funds a number of research projects through the Department of Energy to push PV technology in new directions. The U.S.'s National Renewable Energy Laboratory (NREL) in Golden, Colorado, coordinates many research efforts, acting as a clearinghouse of information and approaches to the development of PV technology, either through partnerships or its own projects.

Photovoltaic technology consists of four different typologies,

which together account for nine different varieties of PV cells either in production or development (refer to the NREL chart for the best research cell efficiencies). The most common are single crystal and multicrystalline silicon cells, which the NREL estimates to represent more than 90 percent of the market. These cells, combined into modules, function as additional components to buildings: awnings, canopies, or rooftop arrays. Multijunction concentrators simply stack up these cells; a laboratory cell developed by Spectrolab and the NREL achieved an efficiency of 34 percent in direct sunlight, by far among the highest efficiencies recorded outside of purely theoretical models. Efficiency is measured as a ratio of the cell's actual electrical energy output to the available sun energy incident on the device. Commercially available cells can achieve anything from 5 to nearly 20 percent.

Most new building-integrated PV development uses thin film technologies, mainly because thin film PVs lower manufacturing costs and can be applied to more building materials. Amorphous silicon, or a-Si, is used in United Solar Ovonic's Uni-Solar thin-film products, garnering a 7.5 percent efficiency per NREL testing. Subhendu Guha, of United Solar, observes the difference between conventional silicon cells, at 250 micrometers thick, and thin film—which with no crystalline structure is half a micron thick and therefore much more flexible—is enough to substantially reduce installation costs associated with its use on building roofing membranes and other materials that are already components of conventional building. United Solar's researchers have recently turned their focus toward nanocrystalline technologies, with a crystalline structure somewhere between amorphous and single-cell silicon. A more predictable crystalline structure, Guha says, would allow for a lower cost



Newer technologies include thin-film photovoltaics, such as the organic cells in development at Georgia Tech (top middle); United Solar Ovonic's Uni-Solar product that rolls onto a building's roof (top right); and Kyocera Solar's photovoltaic roof shingles that have caught on with residential home builders in California (near right).

and, eventually, a higher efficiency.

Industry has also embraced other thin-film technologies. Shell Solar developed a copper indium diselenide (CuInSe<sub>2</sub>) module that achieved a 13.5 percent efficiency last year. Cadmium telluride (CdTe) thin-film cells, which achieve efficiencies around 15 percent in laboratories, are still in development and aren't available commercially for large-scale use. A drawback of CdTe cells is the high toxicity of cadmium, which could pose environmental issues in the event of a fire.

All of these technologies generally depend on expensive raw materials and a relatively high manufacturing cost. The price of silicon rises and falls with demand in the semiconductor industry, which explains the current lag in supply for the PV industry. This lack of supply

## THE TRUE PROMISE OF ORGANIC PHOTOVOLTAIC TECHNOLOGY IS THE FLEXIBILITY OF ITS APPLICATION.

is a very real issue; United Solar's Guha says his company is sold out of product for the rest of 2006. These considerations have motivated research development of organic photovoltaics, which could be synthesized with chemicals any number of ways and are significantly thinner than even thin-film silicon cells.

Dave Ginley, an NREL researcher, focuses on organic PV cells, which don't integrate silicon—a material with a finite production supply—in their production. While Ginley finds organics' infinite supply appealing, he thinks their true promise is the flexibility of their application. The bond structure of a conventional silicon molecule is a predictable crystalline

structure, whereas organic molecules have a "hair" chain sprouting along the sides of their double-bonds. This hair can be tinkered with, in a way that adds or removes electrons, to develop a molecule with the exact properties you want. "This isn't to say we know what those exact properties are," Ginley says. "If we did, we'd be done, and we're not."


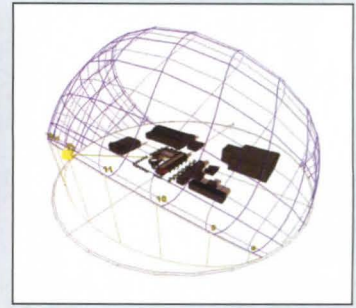
Organic PVs, though at least 10 years away from commercial application, offer the possibility of design considerations such as fabric structures and basically any surface that can withstand a printing process. Organic PVs also have the potential to lower costs, since a single metric ton of a petrochemical could supply all of the organic solar cells you would ever want to make. Where the thickness of silicon-based cells are measured in micrometers, organic PVs can be reduced to a few hundred nanometers, similar in production and use as plastics.

Bernard Kippelen, a researcher at the Georgia Institute of Technology and a partner in a related start-up company, Lumoflex, considers organic PV materials akin to an ink, capable of printing on any surface. "Because they are thin, absorb light fairly efficiently, and can be processed at room temperature, you can envision solar cells with fairly interesting form factors in terms of application," Kippelen says. Among the major obstacles organics must overcome, degradation ranks high. Kippelen says printing organic PVs onto any surface could potentially shorten the PV's lifespan, which is why he suggests the short-term use of organic PVs will be confined to small devices, like RFID tags or personal electronics. Eventually, this market could grow to include portable tents or large-scale fabric structures.

Among the remaining challenges for organic PV researchers, hastening higher efficiencies is key to the technology's success. Currently,

Atelier Ten is working with Pelli Clarke Pelli Architects in New York on the design of the Business Instructional Facility at the University of Illinois in Champaign-Urbana (near right). Atelier Ten developed a sun path diagram (far

right) to chart the sun's angles of incidence across the building's surface in order to gauge the effectiveness of installing 4,000 square feet of photovoltaics on a section of the roof (below).



efficiency hovers between 5 and 6 percent, while organic PV's theoretical efficiency of 24 percent competes directly with silicon.

NREL's Ginley thinks the greatest potential for organics lies in the organic LED (OLED) industry, which could easily adapt itself to become a producer of organic PV products. "The ultimate would be OLEDs and solar cells where you could have a skylight that would make power by day and then at night make light," he says. Another advanced organic PV development has been spray-on technology, where PV cells are incorporated into a liquid that could be applied to a building surface. While the lifespan is short, Joop Schnoonman, director of the Delft

## THE PV INDUSTRY'S BIGGEST CHALLENGE LIES IN PRODUCING PANELS ATTRACTIVE ENOUGH FOR ARCHITECTS.

Centre for Sustainable Energy in the Netherlands, has developed an aerosol spray-on PV cell using a mix of copper indium sulfide and titanium dioxide that has led to a longer lifespan and an approximate 5 percent efficiency. "We are trying to make a cheap production technology with cheap materials," Schnoonman says, adding, "Any shape of surface could be sprayed." Solar industry researchers and manufacturers view the flexible application of PVs to buildings as key to achieving widespread use in architecture.

### Building-integrated photovoltaics take off

The limited product applications and the perception of PVs as an additional cost to a building, as well as the owner-driven demand that PVs

have a "payback" associated with their installation, has led many solar consultants to push toward building-integrated photovoltaics. "In a first-class building, the cost of the facade is significant, so the cost of putting photovoltaics on it versus granite or another material may actually be less," says Andrew Wilkinson, with Arup's Newcastle office in England. He adds that the photovoltaic industry's biggest challenge lies in producing panels and systems attractive enough for architects to want to incorporate them into their buildings. "The question we're asking now is, if you're given a free hand, what sort of module would you like," Wilkinson says.

While traditional PV installations—rectangular modules mounted to secondary roof structures—continue in wide use, in the past few years, a rash of new options has hit the market to address the aesthetic issues of PV use. Photovoltaic shingles, meant to replace conventional asphalt or concrete roofing shingles, have wide application in the residential market. Many manufacturers offer this type of product.

Kyocera Solar, a dominant Japanese company, has targeted the California market, which practically all solar consultants and manufacturers consider the third-largest market for PVs behind Japan and Germany, mainly owing to state government incentives. Kyocera offers the MyGen Meridian product, a polycrystalline silicon cell from Japan integrated into a product that seamlessly ties into concrete shingle roofs. Jesse Henson, based at Kyocera's U.S. headquarters in Scottsdale, Arizona, said building-integrated PVs owe their cost-effectiveness in large part to their ability to take advantage of existing labor on a job site. "We also need a more streamlined utility connection protocol," Henson says. "Now, each utility or municipality is different, so very few PV installers operate on a national level."

Other companies, such as Uni-Solar, make PV shingles for resi-

f a s h i o n   u n d e r   f o o t <sup>TM</sup>



Angico




-  indusparquet® 3/4" solid
-  indusparquet® 7/16" solid
-  indusparquet® 5/16" solid
-  Antiquity™ hand-scraped
-  casanova engineered
-  triângulo® engineered
-  BR-111™ engineered

**BR-111**<sup>TM</sup>

exotic hardwood flooring

800.525.br111 (2711) ■ br111.com

CIRCLE 58 ON READER SERVICE CARD OR GO  
TO ARCHRECORD.CONSTRUCTION.COM/PRODUCTS/



BP Solar worked with Sheppard Robson architects in England on the University of East Anglia's Zuckerman

Institute for Connective Environmental Research, which included a combination of single crystal and

polycrystalline silicon cells laminated in glass to meet nearly a third of the building's electrical demand.

dential use. Uni-Solar also manufactures a roll-on PV cell that can be incorporated into roofing membranes to be deployed onto large-scale warehouse and manufacturing facility roofs. Konarka makes a similar product based on different technology. Solarworld, which bought Shell Solar's silicon PV business, originally developed by Siemens, produces a conventional silicon PV module that is most typical of rooftop applications. Many companies, such as BP Solar and Kyocera, produce PVs laminated between sheets of glass. Atlantis Energy, which produces glass-laminated PVs in Sacramento, California, supplied the Wagner Park project discussed earlier. Joe Morrissey, of Atlantis, said he is hopeful UL will begin to certify whole lines of PV products, as opposed to the project-

## “THE DANGER IS THAT PEOPLE WILL VIEW PVs AS A TECHNOLOGY FIX,” SAYS ATELIER TEN’S NICO KIENZL.

by-project basis now in place. While limitless options are available to an architect, Morrissey said he spends a great deal of time explaining photovoltaics. “I feel like we’re educators too much,” Morrissey says. “We’re really trying to get beyond that so people can understand the process of actually incorporating them into their buildings.”

Advising nonresidential clients to invest in a large-scale PV installation should be part of an overall energy-efficiency design strategy, according to Nico Kienzl, a building energy consultant in Atelier Ten’s New York office. “In most projects, it makes more sense to install an advanced lighting and control system, a better HVAC system, and a good building envelope, and then, if you have money to spare, you could install

photovoltaics,” Kienzl says. However, placing a PV installation in atrium glass or on a canopy can signify a client’s commitment to sustainability, which Kienzl says often rightly overrides decisions based purely on payback. “The danger is that people will view PVs as a technology fix, when PVs alone are never going to get us there.”

Kienzl begins a PV design proposal by creating a sun path diagram for the building. This diagram helps explain where it makes the most sense to install PVs on a building by indicating shadows from neighboring structures and zones with the highest incidence of sunlight during various times of the year. This information guides Kienzl in recommending building surfaces for PV use, as well as the most appropriate angle for PVs if they are installed on canopies or awnings. Determining what surface to use on a building exterior can sometimes run aground of warranty issues, since an awning supplier and installer may not certify the product if a PV contractor has affixed modules to them. Kienzl says any PV installation is often, if not always, an intense collaborative effort between the PV manufacturer and the design team, though this doesn’t always need to occur during the initial construction of the building. “PVs are a great technology because the cells can always be added later,” Kienzl says, noting that while only 5 percent of his projects contain PV installations, the majority of his clients consider them for their buildings.

### Economics of photovoltaics

Time and again, economic factors contribute to the decision for or against PVs. Kyocera’s Henson says the way utilities price electricity today ignores the externalities, such as environmental damage, of its true costs, which keeps PVs from becoming competitive with conventional energy-



**DRESSING THE WINDOW IS AS  
IMPORTANT AS UNDRESSING IT.**



## FULLY RETRACTABLE ROLLINGSHIELD AWNINGS

Rollingshield® retractable awnings are the foremost in design and manufacturing. These remarkable awning systems have a wide variety of applications, including: porches, patios, courtyards, interior/external gardens, balconies, decks, skylights, outdoor areas and commercial structures. Rollingshield's approach to designer awnings is unique and innovative while providing a collection of style for virtually every application. Rollingshield retractable awnings also serve as an energy conservation device by preventing heat gain in most structures.

**ROLLINGSHIELD**  
SHUTTERS • SHADES

CIRCLE 59 ON READER SERVICE CARD OR GO  
TO [ARCHRECORD.CONSTRUCTION.COM/PRODUCTS/](http://ARCHRECORD.CONSTRUCTION.COM/PRODUCTS/)

For more information or architectural specifications please call **800-474-9404**

© Rollingshield, Inc. 2006. All rights reserved. • [www.rollingshield.com](http://www.rollingshield.com)

producing technologies. Nevertheless, Henson, like many in the PV industry, views this as a short-term problem in light of decreasing fossil-fuel supplies and increasing energy costs. The biggest market change, Henson says, occurred when governments created incentives for grid-connected PV installations, which helped shift the balance of demand for PVs away from their traditional market of off-grid applications for isolated buildings and infrastructure such as highway call boxes and signs.

Widespread government initiatives like those in Germany and Japan offering incentives for rooftop residential solar installations account for the key differences in the size of these markets compared with the U.S., and underscore the reason Japanese electronics firms dominate the PV cell production industry. PVs are now so standard in Japan, incentive programs have been phased out.

Ray Noble, with BP Solar in England, said government subsidies have helped spur development of rooftop and stand-alone installations, but haven't significantly encouraged building-integrated PVs. "This is turning into a real mass-production industry, though, so that will push down prices," Noble says, adding that he expects more oil companies to enter the business once PVs become directly competitive with nonrenewable energy sources. Noble also points out that since demand for silicon in the PV industry has eclipsed that of the semiconductor industry, which requires a higher grade of silicon, it's likely PV-grade silicon will go into production and further reduce costs.

Noble says many European countries, like Germany and Spain, have developed building-integrated photovoltaic incentive programs to lessen the aesthetic consequences of conventionally mounted rooftop and

stand-alone systems. In cities such as London and elsewhere, he says, lack of space practically necessitates building integration of PVs.

The Bush administration has proposed the Solar America initiative, which would infuse nearly \$150 million (an increase of \$65 million from last year's budget) into research and production programs, but its adoption as policy has not been assured. While NREL's Ginley

## PHOTOVOLTAICS ARE NOW SO STANDARD IN JAPAN, INCENTIVE PROGRAMS HAVE BEEN PHASED OUT.

thinks research funding levels fall short in the States, he sees smaller companies making huge strides thanks to a ready supply of investment capital. "In a sense, PV may very well be the next large area of technology," Ginley says.

Gary Gerber, of Sun Light and Power in Berkeley, has been installing small residential rooftop PV modules since the 1970s, so he's seen the industry rise and fall with the times. This year, Gerber says they've had so much demand for their systems, which rely on PV cells from Mitsubishi, they can't always ensure the availability of product. Gerber, a board member of the California Solar Energy Industry Association, says the state's market has risen again thanks to the California Solar Initiative, a state-funded program that will pump \$3.2 billion in incentives for PV installations over the next 11 years. "In 10 years, I really don't think we're going to need incentives," Gerber says. "People who don't use solar by then will be an oddity." ■



### AIA/ARCHITECTURAL RECORD CONTINUING EDUCATION

#### INSTRUCTIONS

- ◆ Read the article "Selling the Light of Day" using the learning objectives provided.
- ◆ Complete the questions below, then fill in your answers (page 198).
- ◆ Fill out and submit the AIA/CES education reporting form (page 198) or download the form at [www.archrecord.com](http://www.archrecord.com) to receive one AIA learning unit.

#### QUESTIONS

1. What type of photovoltaics did Wagner Park Edge use?
  - a. single crystal silicon cells
  - b. multicrystalline silicon cells
  - c. thin-film glass-laminated PVs
  - d. organic PV cells
2. Over 90 percent of the photovoltaic market consists of which?
  - a. crystalline silicon cells
  - b. thin-film silicon cells
  - c. organic cells
  - d. amorphous silicon cells
3. The benefit of using thin-film PV is all except which?
  - a. they can be applied to more building materials
  - b. the lower installation costs
  - c. they are more flexible than crystal silicon cells
  - d. the raw material is in abundant supply
4. The benefit of using organic PV cells is which?
  - a. they are readily available for commercial applications
  - b. the raw material is in abundant supply
  - c. they are more efficient than silicon
  - d. they have a long lifespan
5. The major drawback of organic PV cells is which?
  - a. they cannot be sprayed onto building surfaces
  - b. they degrade easily
  - c. their theoretical efficiency is low
  - d. they are expensive to produce
6. California is considered which market for photovoltaics?
  - a. the largest
  - b. the smallest
  - c. the third largest
  - d. the second largest
7. The use of photovoltaics is encouraged by which?
  - a. tax credits
  - b. energy rebates
  - c. an energy-efficient design strategy
  - d. all of the above
8. Which type of photovoltaic can be printed on fabric?
  - a. single crystal silicon cells
  - b. organic PV cells
  - c. thin-film PV cells
  - d. multicrystalline silicon cells
9. Government subsidies and incentives have promoted which type of installation?
  - a. commercial units
  - b. building-integrated PVs
  - c. residential rooftop units
  - d. utility installations
10. Photovoltaic installers do not operate on a national level for which reason?
  - a. only California uses photovoltaics
  - b. all installers are headquartered in Arizona
  - c. the only certified installers come from Japan
  - d. each utility or municipality is different



## Composite wood industry watches developments in California

In the coming months, California regulators could approve strict limits for formaldehyde emissions from composite wood products. The standards, if adopted, would have a profound impact on panel manufacturers, importers, and retailers that do business within the state's borders and beyond.

The regulations, proposed by the state's Air Resources Board (CARB), and released most recently in draft form in June, call for implementation in two phases. By July 2008, producers of particleboard, medium-density fiberboard (MDF), and hardwood plywood must reduce emissions to levels that many U.S. manufacturers are already achieving. A more strict set of limits would go into effect in July 2010, when producers of particleboard and hardwood plywood would be required to reduce emissions to 0.08 parts per million and 0.03 ppm, respectively. Manufacturers of MDF would have another two years to meet 0.08 ppm levels.

The regulation is primarily targeted at urea-formaldehyde (UF) resins, the most commonly used binder in composite wood products. The UF binders continue to cure and off-gas throughout a product's life, explains Tom Lent, technical policy coordinator of Healthy Building Network, a national network of green building professionals and environmental advocates.

Formaldehyde has been shown to cause cancer in animals and may cause cancer in humans, according to the U.S. Environmental Protection Agency. Other health effects include eye, nose, and throat irritation, fatigue, and skin rash, says the agency. Industry groups, like the Formaldehyde Council, counter that the chemical is naturally occurring and is even produced by the human body. The

group maintains that emissions from products like plywood "are well below levels that could produce adverse health effects."

### Pushing technology

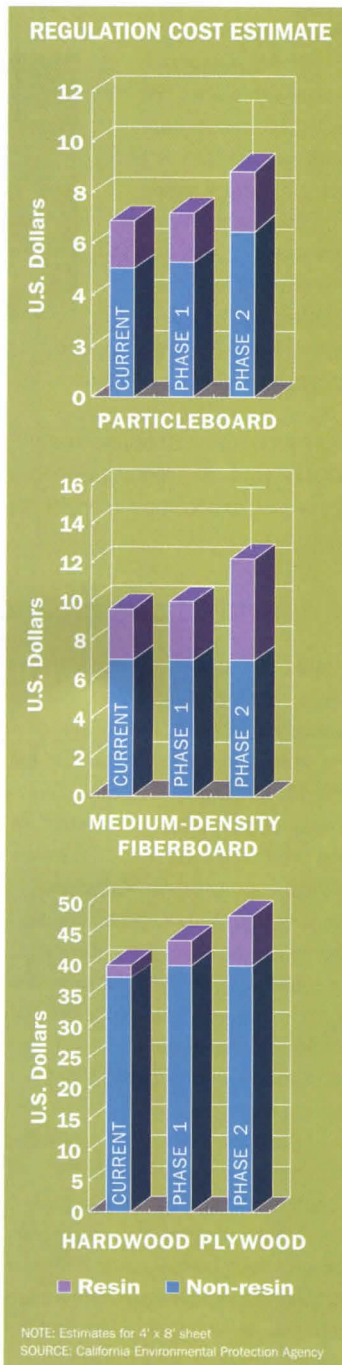
Manufacturers are most concerned about the second-tier thresholds. "We can meet Phase I with current technology," says Darrel Keeling, particleboard manager of Roseburg Forest Products, but notes, "the Phase II reductions will force technology and have the potential to put quite a few people out of business."

Several manufacturers, including Roseburg, offer products that would comply with the proposed Phase II limits, in addition to their traditional UF panels. However, they typically market these boards for use in projects where indoor air quality is of particular concern, and sell them at a higher price because they use more expensive, but lower-emitting binders. "We cannot produce all of our [board] with these alternative resins. It is feasible only for small volumes," says Chris Leffel, vice president of marketing and sales for SierraPine, a composite-panel manufacturer that offers several fiberboard products with no added formaldehyde.

Manufacturers worry that the regulation will increase prices of composite wood products. They also point out that emissions levels of imported products will be hard to verify, giving foreign manufacturers an unfair advantage. Enforcement "is one of the biggest holes in the current draft," says Keeling. "It leaves the door wide open."

In response to manufacturers' concerns, CARB is working on a laboratory testing procedure and a chain-of-custody documentation system. "These tools will help compliant companies by weeding out those that break the law. Enforcement pro-

vides a level playing field," says Gennet Paauwe, a CARB spokeswoman. Refinement of these provisions is one reason that a final hearing on the measure was recently postponed from September to January 2007, she says.



CARB admits that prices will increase for wood composite products if the measure is implemented. The cost of particleboard, for example, would go up by 30 percent, according to the agency's estimates. However, proponents of the regulation maintain that prices would eventually fall as the measure pushes research and new resins are developed.

At least one manufacturer is not waiting to see the outcome of the California regulations to develop cost-competitive alternatives to UF-based resins. Columbia Forest Products is almost complete with conversion of its seven North American hardwood plywood plants to a manufacturing process that employs a patented soy-based adhesive. The company says that although the switch involved a "multimillion dollar" capital investment, the adhesive is a cost-neutral alternative to UF resins and produces a stronger and more moisture-resistant product.

In addition to these reported performance advantages, the manufacturer also points to benefits to its employees. "If we could eliminate formaldehyde from our production line, why wouldn't we do it?" asks John McIsaac, Columbia public relations manager.

### Obsolescence

Approval of the CARB regulations could make one of the credits in the U.S. Green Building Council's LEED rating system redundant in California, and perhaps across the country, as manufacturers push for uniform standards. Projects that use composite wood products with no added UF earn a point for indoor environmental quality under the LEED system. Says Lent optimistically, "Implementation of CARB's second-tier regulations could mean that we wouldn't need [that credit] anymore." Joann Gonchar, AIA

## Tech Briefs

### Open-access digital archive of international archaeological sites set to launch



Conservators, architects, academics, and armchair archaeologists will soon be able to access detailed digital documentation of some of the world's most famous cultural sites via the Web.

At press time, the nonprofit Kacyra Family Foundation (KFF) was slated to launch its CyArk 3D Heritage Archive in mid-August. The open-access [www.cyark.org](http://www.cyark.org) will initially include documentation of nine sites as diverse as the South Dakota gold rush town Deadwood; the ancient Khmer capital Angkor, in Cambodia; and Pompeii, in southern Italy. Foundation officials hope the archived material will be used for site management, restoration, and education.

The monuments, many of which have been designated World Heritage sites by the United Nations Educational Scientific and Cultural Organization, have been documented

with a variety of techniques. The core technology is 3D laser scanning, which uses a tripod-mounted laser device to scan objects and produces a digital collection, or "cloud," of points in three dimensions. This data can be reassembled to create other media, including detailed 3D models, dimensioned 2D drawings, and animations.

The foundation assists site authorities and academic institutions with planning and financing; helps locate professional surveyors with scanning equipment, who often donate their services; and provides software and training, says Ben Kacyra, KFF director and founder of Cyra Technologies, which was acquired by Leica Geosystems in 2001. (Cyra's 3D scanning technology is used to document many of the



These images of the Ramesseum, in Luxor, Egypt, are representative of the material in the CyArk archive.

through the foundation's involvement or to those using Cyra's

archived sites.) "Finally," he says, "we are a repository for the information."

Although only a handful of sites will initially be featured, KFF plans to expand CyArk quickly, not necessarily limiting it to projects documented

technology, says Kacyra. "Our ambition is to help in 3D scanning, high-definition documentation, and archiving of the top 100 to 150 endangered heritage sites worldwide in the next five years." J.G.

### Report touts benefits of integrated design and tackles obstacles hindering adoption

The construction industry is in the midst of transformation, and architects run the risk of becoming irrelevant unless they adapt. This is the message of the American Institute of Architects' *Report on Integrated Practice*.

Released in June at the institute's annual convention, held this year in Los Angeles, the report is a collection of essays that explore the problems of fragmentation in the construction industry and the benefits that can be achieved from building information modeling (BIM). It is intended to provoke discussion of how business models, project delivery methods, and liability and reward structures must change to facilitate a more collaborative design and construction process.

The compilation helps architects understand why they cannot

ignore the issues associated with the new technological tools. According to several contributors, the survival of the profession itself is at stake. In the introduction, Daniel Friedman, FAIA, a dean of the College of Architecture and Urban Planning at the University of Washington, warns: "If owners, constructors, and developers see a way to reduce costs dramatically by substituting software for expertise ... they may very likely conclude that many traditional architectural services are unaffordable, if not in fact obsolete."

The report deals not only with the consequences of failure to adapt. It also convincingly argues that a deeper collaboration among the architect, builder, subcontractors, and fabricators can help realize both process improvements and a superior product. An essay by a

team from the Kansas City-based firm BNIM, makes the case for virtual design and construction as a tool for creating more sustainable buildings, an endeavor "which relies heavily on an integrated systems approach to drive energy and resource efficiencies."

Each of the report's 10 chapters is contained on a single 34-by-44-inch sheet of paper that folds to 8½ by 11 inches for storage in a sheathlike box. Although the presentation is attractive and allows for the use of informative graphics, it is impractical. For example, it would be difficult to read the essays on an airplane. Later this fall, the report will be available as PDF documents on the institute's Web site, at [www.aia.org](http://www.aia.org), in what will hopefully be a more manageable format.


Quibbles with the presentation

aside, the compilation does an excellent job of helping architects understand the business, cultural, and educational issues surrounding integrated practice. It is not intended, however, as a primer to help architects incorporate BIM into their work. The report is an "awareness piece," rather than a practical how-to guide, says Norman Strong, FAIA, a partner at Miller/Hull and chair of the AIA's Integrated Practice Discussion Group—the committee that assembled the report.

The group has other initiatives under way that could eventually help firms adopt the new tools more readily, including a collaborative effort with the Associated General Contractors of America and the Construction Users Roundtable to develop new standard contracts. J.G.

# Products **Materials**

The **metal, wood, and plastic** materials featured this month are not radical introductions to the architectural market, but rather, dependable options enhanced in ways that make them more interesting to work with, from new uses for bamboo to **plastic roofing panels that save energy**. *Rita Catinella Orrell*



## Dye sublimation process “tattoos” solid surfacing

DuPont Corian continues to push the boundaries of solid surfacing, and in turn, remains a vital supplier to the architectural and design community. The latest patent-pending technology developed for the material is Dye Sublimation in Corian, manufactured exclusively by R.D. Wing Company of Kirkland, Washington. Dye Sublimation is a new three-step heating transfer and compression process that allows any image or graphic to be transferred onto Corian. The end result is an

image that, like a tattoo on skin, actually becomes a part of the Corian surface. With the aid of computer software, special water-based inks and low-absorption paper are laid out on a sheet of Corian. A heating device is put in contact with the printed paper and Corian, both of which are heated on a vacuum table to ensure the inks vaporize and permeate into the Corian matrix. Upon cooling, Corian reverts to its nonporous state, permanently transferring the image, photograph,

logo, or pattern onto the surface of the material. The printed Corian can then be repolished and thermoformed in the same way as unprinted Corian. Depending on the image provided, the image transfer can be produced as small as a coin or up to 30" x 40" without seaming or panelizing. A rapid cycle time allows fast turnaround for proofing, sampling, and the production of signs, logos, tiles, and other design elements. R.D. Wing Company, Kirkland, Wash. [www.blimages.com](http://www.blimages.com) **CIRCLE 201**

**Examples of Dye Sublimation applications include decorative Corian tabletops with prints of M.C. Escher's famous works *Drawing Hands* (top left) and *Rind* (below left). A colorful Pop Art graphic (above) showcases how the process can be used to create an attention-grabbing feature wall.**



## ◀ Safety mesh system

For the atrium of the 300,000-square-foot Kendall Square Biotech Laboratory in Cambridge, Massachusetts, a Cambridge Architectural Security & Safety mesh system was specified to provide fall protection using panels of metal fabric within railings. The metal fabric was used in combination with wood for lateral stability. The lab's interior materials intentionally mimic those specified on the exterior. Cambridge Architectural, Cambridge, Md. [www.cambridgearchitectural.com](http://www.cambridgearchitectural.com) **CIRCLE 202**



## ▲▶ Better behaving beams

iLevel Trus Joist Commercial, formerly Trus Joist, has introduced a new family of commercial framing products to the market. The TimberStrand LSL beam (above) allows for the drilling of multiple holes and has capacity for larger holes up to 4 $\frac{3}{8}$ ". Parallam PSL beams and columns (right) reach up to 60' long. Thick section beams and headers eliminate field assembly and allow connections using common hardware. iLevel Trus Joist Commercial, Federal Way, Wash. [www.iLevel.com](http://www.iLevel.com) **CIRCLE 203**




## ▼ Latest resin competitor

The inaugural line of Veritas ResinArt Panels offers limitless colors, textures, and encapsulated interlayers in 4' x 8' or 4' x 10' panels with gauges from  $\frac{3}{8}$ " to  $\frac{1}{2}$ ".

Design-directed by Shaw-Jelveh Design, the Veritas line lets each designer customize their own panel. More than 30 solid colors provide classic, tinted neutrals, and current and forecasted shades that permit varying degrees of opacity and translucency. The panels offer superior impact and chemical resistance and are available in a special UV-inhibitor blend for exterior applications. Robin Reigi, New York City. [www.veritasideas.com](http://www.veritasideas.com)

**CIRCLE 204**



## ▶ One beautiful ending

New from San Francisco-based Smith & Fong Company, Plyboo End Grain Block (right) is available in 3' x 6' slabs and is ideal for tabletops, kitchen butcher-block, and other horizontal surfacing applications. The Plyboo EndGrain Block material is 1 $\frac{1}{2}$ " thick and is available in natural or amber, or in custom color stains. According to the manufacturer, the bamboo product will soon be available in flooring. Smith & Fong offers a range of sustainable materials, including Strand and Neopolitan bamboo and Durapalm, made from plantation grown coconut palms. Robin Reigi, New York City. [www.robin-reigi.com](http://www.robin-reigi.com) **CIRCLE 205**




## ▼ Growing tulips and extra energy

In the Netherlands, greenhouses are among the largest consumers of fossil fuel. By constructing an experimental widespan greenhouse with GE's Lexan ZigZag sheet double-wall polycarbonate roofing panel, the Hydro Huismann horticulture company intends to produce more energy than it will use. Lexan ZigZag

offers higher light transmission than single pane glass and insulation similar to multiwall glass or polycarbonate sheet. These energy-efficient properties will enable approximately a third of the heat generated in the greenhouse to be sold as surplus. GE Plastics, Pittsfield, Mass. [www.geplastics.com](http://www.geplastics.com)

**CIRCLE 206**



## ▲ Handy bamboo

Bamboo continues to work its way into more building product categories: In addition to its ability to be sustainably harvested every three to five years, its durability makes it a good replacement for hardwoods in interior finishes and flooring. InPro's bamboo handrail and chair-rail products, an extension of the company's EnviroGT line, are available in both a lighter natural bamboo color and a rich brown hue created through a "carbonizing" process. Materials can be ordered in 13' stock lengths or in preassembled units. InPro Corporation, Muskego, Wis. [www.inprocorp.com](http://www.inprocorp.com) **CIRCLE 207**

# Product Briefs


## ► Modular shelf system

The as4 Modular Shelving System is a component-based shelving and furniture system handcrafted of solid wood and cold-rolled steel bar. Featuring a wide and growing range of components, such as drawers, desktops, and cabinets, the system can be configured as bookshelves or for home-office, A/V center, or retail-display applications. A Web-based companion design tool helps customers envision a configuration by dragging and dropping virtual components into position. Atlas Industries, Brooklyn, N.Y. [www.atlaseast.com](http://www.atlaseast.com) **CIRCLE 208**




## ► Wood grid controls light

Okawood insulating glass offers a new way to integrate the warmth of wood into curtain-wall glass. The system is composed of two panes of glass, with a wood grid placed between the panes that provides solar protection yet still allows daylight to enter. The type and width of wood, as well as the intervals within the grid, can be customized. The Solar Heat Gain Coefficient for Okawood using standard dark red meranti wood is 11 to 28 percent (depending on the angle of incidence), and light transmission is estimated to be approximately 14 percent. Schott N.A., Elmsford, N.Y. [www.us.schott.com](http://www.us.schott.com) **CIRCLE 209**



## ▼ Artwork geared for an urban loft


For the Fahrenheit Lofts project in San Diego, Décor on Walls collaborated with the architects to design several art pieces depicting a repetitive concept in different colors and shades. Inspired by the look of contemporary urban loft living, where mechanicals and concrete are exposed, an industrial gear was chosen as the main motif. For each



one of the floors and the hallways of the common areas of the building, a different layout and color scheme was used. The art was produced on 100 percent cotton fine art canvas in a gallery wrap effect. Décor on Walls, Hollywood, Fla. [www.decoronwalls.com](http://www.decoronwalls.com) **CIRCLE 210**

## ▼ Laminate with a tropical flavor

Abacá, a new line of decorative laminate surfaces from Lamin-Art, is manufactured using recycled banana fibers and kraft paper and contains approximately 40 percent post-industrial recovered content. Named for a species of banana harvested primarily for its fiber used in the production of rope and twine, Abacá recycles residues from banana harvesting into an organic-looking, high-pressure decorative laminate. The fibers are sprinkled over an array of background colors to yield a random, nondirectional design and texture. Suitable for both horizontal and vertical applications, the line comes in 10 natural hues in 4' x 10' sheets, and a standard thickness of .048". Lamin-Art, Schaumburg, Ill. [www.laminart.com](http://www.laminart.com) **CIRCLE 212**



## ◀ Fabric as a sketch pad

Michael Graves, FAIA, has designed his first contract textile collection inspired by studies from his visit to Rome as a student in the 1960s. Made with Crypton fabric and distributed exclusively through CF Stinson, the collection includes nine jacquard patterns available in 95 colorways. "In this collection for Crypton, I recall in a subliminal way the magnificent and picturesque landscapes of Tuscany and Umbria through expressive pattern and color," says Graves. Crypton's stain, odor, and microbial resistance permanently encapsulates each fiber, enabling stains and spills to be easily cleaned. CF Stinson, Rochester Hills, Mich. [www.cfstinson.com](http://www.cfstinson.com) **CIRCLE 211**

## ► A century-old classic

To commemorate one century in business in 2006, Sloan Valve Company has added the new Royal Classic to its manual Flushometer product line. The model is a replica of the flush valve that Sloan's founder W.E. Sloan introduced in 1906, and features the original Royal's bell-like top and white porcelain handle. The model features the dual-filtered fixed bypass diaphragm, which keeps debris from clogging the Flushometer and prevents valve run-on; the nonhold open handle that automatically shuts off regardless of the handle position; a nonadjustable, water-conserving design; and the Bak-Chek control stop. It is available in brushed-nickel, polished-nickel, polished-brass, chrome-plate, and gold-plate finishes. Sloan Valve Company, Franklin Park, Ill. [www.sloanvalve.com](http://www.sloanvalve.com) **CIRCLE 213**



## Product Briefs



### ◀ Fatal concoction

Walla Walla Environmental has introduced Bug-Juice Insecticide Paint Additive, the only insecticide paint registered by the EPA for both exterior and interior usage, according to the manufacturer. When mixed with water-based latex paint, oil-based paint, stains, or sealers, Bug-Juice-treated paint kills cockroaches, mosquitoes, ants, silverfish, and flying insects. Recommended uses include crack and crevice treatment on walls, floors, ceilings, floor drains, and trash chutes in apartment buildings, private homes, and in commercial applications.

Walla Walla Environmental, Walla Walla, Wash. [www.wwalla.com](http://www.wwalla.com) **CIRCLE 214**

### ▶ Custom wood flooring

Founded in 2005, T. Morton Custom Wood Flooring lets specifiers choose the species, length and width, finish techniques, and special surface treatments for a range of freshly milled or antique/reclaimed solid or engineered wood flooring. Domestic offerings include steamed birch, Canadian maple, walnut, and cherry, while imported woods include afrormosia (Central and West Africa's version of teak), sapele (also known as African mahogany), and knotty Caribbean pine. T. Morton Custom Wood Flooring, Kenosha, Wis. [www.tmorton.com](http://www.tmorton.com)

**CIRCLE 216**



### ▲ The wall as your flipchart

PolyVision introduced the Thunder Virtual Flipchart System at this year's NeoCon show in Chicago. Changing the definition of what a flipchart is, the system is a series of large-format displays whose content can be simultaneously shared over any network with other similarly equipped rooms, as well as among participants on personal computers. A group easel allows input and sharing of any media image, and multiple pages are then "posted" or projected onto the wall in high resolution, allowing all of the information to remain visible to all participants throughout the meeting. Each page created in the meeting is saved on the system and can be displayed, edited, retrieved, printed, or e-mailed. PolyVision, Suwanee, Ga. [www.polyvision.com](http://www.polyvision.com) **CIRCLE 218**



### ◀ Luxury commercial kitchen

Bulthaup has established a commercial division catering to multiple-unit residential real estate developers. Each project is prepared on a custom basis using the same product as would be used by any residential customer; there is no "contractor-grade" line. As of spring 2006, bulthaup had either installed or was slated soon to install more than 1,000 commercial kitchens in the U.S., including units for the Drill Hall project (left) located in Highland Park, Illinois, by

Chicago-based architects Robyn Morgenstern Rosenblatt and Jennifer Morgenstern. bulthaup, Roseland, N.J. [www.bulthaup.com](http://www.bulthaup.com) **CIRCLE 215**

### ▼▶ Architect-designed lines

Appoggi, a new contender in the contract furnishings market, has introduced a series of affordably priced chairs, bar stools, ottomans, and tables designed by five renowned architectural and design firms. Michael Graves, FAIA, contributes two collections, Joinery and Dorsey, which reflect his traditional design aesthetic.


Gluckman Mayner Architects offers the Minimalist Gemini Collection, while Arquitectonica's Nido Collection (bottom) includes soft curves and a retro-Modern design. The Rockwell Group's Uni-Form Collection (below) is made of molded plywood and will include an upholstered version in green leather. Finally, SHoP Architects' Slice Collection is the smallest group, with three pieces: a club chair (above), dining chair, and bar stool. Appoggi, Bedford, Mass. [www.appoggi.com](http://www.appoggi.com) **CIRCLE 217**



## Product Briefs

ICFF

At this year's ICFF, quirky new products and reissued classics stood out. Featured here are a few examples of products that reimagine basic types of furniture, lighting, wall coverings, and even hot tubs. *Diana Lind*



### ◀ Customizable cutouts

Nondesigns is a Pasadena-based design firm that covers everything from architecture to furniture to graphic design. It is apropos then that Topo, its table made of Corian, styrene, and steel, is correspondingly multifunctional. By letting customers choose where to place CNC-milled cutouts and mounds, the possibilities for organizing the topography of the table are endless. Topo's inserts form a miniature landscape on the table's surface and can be used for anything from stashing away office supplies to planting herbs, or they can be removed to provide space for computer cords. Also on display from Nondesigns was the Wet lamp, comprising an unusual series of glass lamps with a water-submerged light bulb at its center. When a silver rod is slid into the water, the lamp turns on and becomes brighter as the rod is submerged. Nondesigns, Pasadena, Calif.


[www.nondesigns.com](http://www.nondesigns.com) **CIRCLE 219**



### ▶ Portable hot tub

Designed by Floris Schoonderbeek, Dutchtub is a new take on the centuries-old European bathing culture. While maintaining the cultural importance of a communal soak, the signature orange-colored tub distinguishes itself by focusing on modern priorities: It is transportable, lightweight, and not dependent on electricity. The tub turns bathing into an event—a side table with a built-in ice-bucket (left) and a wok for cooking meals (right, on burner) allow for easy enter-

taining, while additional options include trailers for moving the tub from place to place. Once the polyester bath is filled with water and its wood-fired stainless-steel heating system is started, it takes 2 hours to heat 200 gallons of cold water to 100 degrees Fahrenheit. Dutchtub, Arnhem, the Netherlands. [www.dutchtub.com](http://www.dutchtub.com) **CIRCLE 220**




### ▲ Truss-inspired furniture collection

Truss, a 10-piece collection from Context Furniture that includes chairs, tables, benches, and casegoods, riffs on the basic architectural element of the truss. Made of Baltic birch plywood, the pieces could fit in anywhere from a residence to a library to a school. Appropriate for such a streamlined collection, the furniture comes in colors such as red, white, espresso, and moss gray with a choice of laminate or wood veneer. While the library desk and occasional table affect a retro look with their simple forms, the pieces are all CNC-milled and flat-packed, thus appearing contemporary, not nostalgic. Context Furniture, Royal Oak, Mich. [www.contextfurniture.com](http://www.contextfurniture.com) **CIRCLE 221**

### ▼ Screen scene

Erwin Hauer's renowned series of mid-20th-century screens that feature repeating abstract shapes have long been admired by the design community but were often too expensive to replicate for individual projects. Now, Hauer and his three partners, who form Erwin Hauer Studios, are using modern digital technology and production methods to reissue select designs from the Continua series of screens. Three of Hauer's classic designs along with one new design are available in custom configurations and sizes. The company has most recently been commissioned to create a 25' indoor/outdoor bas-relief wall for a Manhattan residential high-rise. Erwin Hauer Studios, New Haven, Conn. [www.erwinhauerstudios.com](http://www.erwinhauerstudios.com)

**CIRCLE 222**



# Why Teragren bamboo?



Vertical Grain Natural  
4' x 8' veneer

## Beauty with substance.

Teragren® furniture-grade bamboo panels and veneer offer a beautiful alternative to hardwoods.

They complement contemporary to classic designs, as well as Teragren fine bamboo flooring.

As product developer and manufacturer, U.S.-based Teragren strictly controls manufacturing for consistent quality and performance.



Vertical Grain Caramelized

## Green building material.

Teragren uses only durable, renewable Optimum 5.5™ Moso bamboo and environmentally safe adhesives, contributing to two U.S. Green Building Council LEED® credits.

## Sizes, inventory and on-time delivery.

Teragren panels and veneer come in custom and standard sizes to fit a variety of commercial and residential projects.

Teragren products are stocked in available inventory with on-time delivery.



Vertical Grain Caramelized

For samples, call 800.929.6333 or visit [teragren.com](http://teragren.com). Click "Contact & Where to Buy" and use the Order Information form.



CIRCLE 68 ON READER SERVICE CARD OR GO TO [ARCHRECORD.CONSTRUCTION.COM/PRODUCTS/](http://ARCHRECORD.CONSTRUCTION.COM/PRODUCTS/)


## Product Briefs ICFF

### ► Embossed wall panels

Inhabit Living, founded by husband-and-wife team Jennifer and Mike Tuttle, debuted the Wall Flats wall-covering collection at this year's ICFF. Wall Flats embossed panels are made of recyclable molded paper pulp and add texture to vertical surfaces. The prefabricated panels come in 18" x 8" rectangles with adhesive strips on the back. They are available in packs of 10 panels in three streamlined patterns—Shangri-La, Bud, and Seesaw (right)—that recall the forms of modern tiles.

While Wall Flats are currently produced only in off-white, they can be painted other hues. Inhabit, Indianapolis.

[www.inhabitliving.com](http://www.inhabitliving.com) CIRCLE 223



### ▲ Glass of bubbly

Bubble Glass, created by the Los Angeles design duo PadLab, takes its name from the process of controlling the placement of air bubbles in glass to embed patterns, images, and text. PadLab takes a client's desired image—anything from a pattern to a drawing—and incises it into sheets of glass that are then kiln-fused into a uniform panel.

As a result, air bubbles are trapped precisely in place. PadLab collaborates with clients and architects to form these customized sheets, which may be used for architectural installations, lighting, and fine art. PadLab, Los Angeles.

[www.padlab.com](http://www.padlab.com) CIRCLE 224



### ◀ Industrial chic

Like many of the lighting options debuted by smaller companies at ICFF, Zinoo Park's Spaghetti Chandelier combines whimsy with irony. This piece turns the prim chandelier on its head: In an intentionally sloppy assembly, the ubiquitous orange electrical cords often associated with industrial applications form the bowl of a chandelier. Hung from the cords are standard light bulbs—11 in the small version of the chandelier and 21 in the large—that can be arranged as the installer wishes. The chandelier's small and large sizes feature diameters of roughly 31½" and 40", respectively. Zinoo Park, Seoul. [www.zinoo.com](http://www.zinoo.com)

CIRCLE 225

For more information, circle item numbers on Reader Service Card or go to [www.archrecord.com](http://www.archrecord.com), under Products, then Reader Service.



Palms The Jerde Partnership Photo courtesy of BASF Wall Systems (Serergy)



# EIFS. ENGINEERED FOR PERFORMANCE



Exterior Insulation and Finish Systems. No other wall system offers the design freedom to create specialty finishes (such as the look of metal), unlimited colors, textures, intricate details, dynamic forms, AND optimal protection against the elements, energy efficiency, and economy. EIFS has been proven on billions of square feet worldwide for over 50 years. Call 770-968-7945 or visit [www.EIMA.com](http://www.EIMA.com) Engineered for performance. Designed to inspire.




CIRCLE 69 ON READER SERVICE CARD OR GO TO [ARCHRECORD.CONSTRUCTION.COM/PRODUCTS/](http://ARCHRECORD.CONSTRUCTION.COM/PRODUCTS/)

CONTINENTAL  
**CAST**stone  
MANUFACTURING, INC.

**SELECT STONE**

AN ECONOMICAL MODULAR  
CAST STONE VENEER PRODUCT



COMMERCIAL



CUSTOM

**CONTINENTAL  
CAST STONE**

*Serving Design Professionals  
Since 1986*

For information call  
**800-989-STON (7866)**  
or e-mail us at  
[info@continentalcaststone.com](mailto:info@continentalcaststone.com)

[www.continentalcaststone.com](http://www.continentalcaststone.com)

CIRCLE 70 ON READER SERVICE CARD OR GO  
TO [ARCHRECORD.CONSTRUCTION.COM/PRODUCTS/](http://ARCHRECORD.CONSTRUCTION.COM/PRODUCTS/)


## Product Briefs

### SIDIM

#### ► Rock on

Recipient of the Best of Canada Award earlier in the year at the Toronto Interior Design Show, the Mamma rocking chair was still causing a stir at SIDIM. Created by young, Montreal-based designer Patrick Messier in anticipation of the birth of his child, the undulating chair is made from a single piece of fiberglass finished with a special high-gloss urethane. The design for the exaggerated curves was developed from a mathematical grid. Éditorial, Montreal. [www.editorialliving.com](http://www.editorialliving.com)

CIRCLE 226



Last May, Montreal's interior design show, SIDIM, displayed a range of local and international talent. *Josephine Minutillo*




#### ◀ Folk story

A pair of young Québécois designers, Frédéric Galliot and Vincent Hauspy, together form Erratum designers, whose clever and varied collection drew raves at SIDIM. Their Folk bench is a fresh take on the traditional wood bench. Made from a single sheet of steel, the powder-coated bench can be used indoors or out. Folk measures 15" high x 30" long x 12" wide. Erratum Designers, Montreal.

[www.erratum.ca](http://www.erratum.ca) CIRCLE 227

#### ► Clay station

A native of Quebec, renowned ceramicist Pascale Girardin's presentations at SIDIM are always a highlight. Her aquatic installation at this year's show was representative of some of her most recent work. A frequent collaborator with architectural firms, including fellow Canadians Yabu Pushelberg, Girardin created more than 80 installations for luxury hotels and restaurants in North America and abroad in the past year alone. Pascale Girardin, Montreal. [www.pascalegirardin.com](http://www.pascalegirardin.com) CIRCLE 228



For more information, circle item numbers on Reader Service Card or go to [www.archrecord.com](http://www.archrecord.com), under Products, then Reader Service.




#### ◀ Oblique reference

Young Montreal native Catherine Braconnier already had years of experience working in the ceramic tile industry when she convinced Italian manufacturer Dom Ceramiche to produce one of her own designs. Oblik is a porcelain tile whose sharp, unconventional shape was inspired by a mural Braconnier observed during her travels. Oblik is available in a range of sizes and is distributed in Canada through the Ciot network of retail stores. Ciot Habitat, Montreal. [www.ciot.com](http://www.ciot.com) **CIRCLE 229**

#### ▶ Sink down

Tampas Intérieurs, a local showroom featuring work by international designers, showed off highlights from its impressive collections. Among them were pieces by renowned Filipino designer Kenneth Cobonpue. Chiquita is a striking stool with an unusual combination of materials. Natural rattan poles sit atop a polyurethane cushion inside a molded steel base. The poles sink softly when sat on. "It looks uncomfortable, but the bed of foam underneath holds a surprise for everyone," says Cobonpue. Why the name Chiquita? "Bunches of bananas, rattan poles, and fiery Latina girls come to mind." Available in red, silver, and black, the stool is 18" high and 17½" in diameter. Tampas Intérieurs, Montreal. [www.tampas.com](http://www.tampas.com) **CIRCLE 230**



#### ◀ Women's work

This year, SIDIM featured a special section devoted to African design. Among the showcased designers was Gone Rural, a cooperative based in the Kingdom of Swaziland that is committed to empowering rural Swazi women by providing a regular income for them. The women use traditional hand-weaving skills to produce a range of colorful tableware, including place mats, coasters, and centerpieces, as well as wall hangings and rugs. All are made using local and sustainable materials, including hand-dyed grass (left). Gone Rural, Malkerns, Kingdom of Swaziland. [www.goneruralswazi.com](http://www.goneruralswazi.com)

**CIRCLE 231**

So compelling,  
no one will want to  
take the elevator.



Make a design statement with HDI pre-engineered railing systems.



**inox™**



**CIRCUM™**



**d line™**



**HEWI® Nylon**

**HDI Railing Systems**


3905 Continental Drive • Columbia, PA 17512 USA

PH: 717-285-4088 • FAX: 717-285-5083

Email: [info@hdirailings.com](mailto:info@hdirailings.com) • [www.hdirailings.com](http://www.hdirailings.com)

**CIRCLE 71 ON READER SERVICE CARD OR GO TO ARCHRECORD.CONSTRUCTION.COM/PRODUCTS/**

For more information, circle item numbers on Reader Service Card or go to [www.archrecord.com](http://www.archrecord.com), under Products, then Reader Service.



## EXPAND YOUR PALETTE

**Color. Texture. Aluminum.**


**Three ways to make your idea come to life.**

Open up to the spectacular colors and finishes possible with Novelis Decorative Aluminum Finishes.

As the global leader in aluminum rolled products, Novelis offers a myriad of semi-transparent, patterned metallic surface finishes perfectly suited for a variety of interior and exterior applications.

Novelis Decorative Finishes, the perfect sustainable solution for your next project.

[www.ipg.novelis.com](http://www.ipg.novelis.com)



Shaping the future. Precisely.




CIRCLE 72 ON READER SERVICE CARD OR GO TO [ARCHRECORD.CONSTRUCTION.COM/PRODUCTS/](http://ARCHRECORD.CONSTRUCTION.COM/PRODUCTS/)

## Product Briefs

### Brooklyn Designs

The fourth annual Brooklyn Designs fair was held last May in the borough's DUMBO neighborhood. D.L.



#### ▲ Get hooked

Desu Design, a company originally based in Los Angeles but now located in Williamsburg, Brooklyn, introduced seven new products at Brooklyn Designs. Minimalist and mainly manufactured in neutral colors, the products often walked the line between art and furniture. One standout from this year's collection was Symbol, a coat rack. Symbol is the result of Desu Design's quest to improve the prevailing aesthetic of ordinary coat hooks. When a coat needs to be hung, Symbol's hooks slide out; when not needed, the hooks lay flat on the sleek base. Made of anodized aluminum, the piece is available in monochrome or customized colors. Desu Design, Brooklyn, N.Y. [www.desudesign.com](http://www.desudesign.com)

CIRCLE 232

#### ▼ Materials make a comeback

Environmentally friendly products, made of recycled materials that reflect a modern, urban aesthetic, stole the show. Palo Samko is a woodworker whose three-year-old company debuted two lines of ecofriendly furniture this

year. His Walnut Line is composed of chairs, cabinets, and tables made of walnut wood. These forms allude to the sleek lines of mid-20th-century furniture but have a softer, less-industrial look to them. His Recycled Line is made from scraps found on construction sites. Using plywood, old construction beams, and railway beams, Samko renders these unsophisticated materials as polished desks, benches, and lamps that ironically convey both urban grit and refinement. Palo Samko Woodworker, Brooklyn, N.Y. [www.palosamko.com](http://www.palosamko.com) CIRCLE 233




#### ► Chirpy table

Like many of the exhibitors at Brooklyn Designs, Uhuru Design stresses its commitment to the environment in its products. Most of the pieces in its BK Collection are made with recycled or reclaimed materials, ranging from hardwood scraps used for a coat rack to a medical IV stand reconfigured for a lamp. The 48"-square Bird Table (right) exemplifies Uhuru's funky aesthetic. The coffee table's steel frame is blackened with a patina and sealed with a wax finish, while the top comes in either walnut or cerused white oak. A ½" reveal between the base and the top causes the top to appear to float. Screen-printed on the wood is a bird graphic (here, in robin's-egg blue). Other graphic elements are also available. Uhuru Design, Brooklyn, N.Y. [www.uhurudesign.com](http://www.uhurudesign.com) CIRCLE 234



For more information, circle item numbers on Reader Service Card or go to [www.archrecord.com](http://www.archrecord.com), under Products, then Reader Service.

## Opening doors to new style and design.



Introducing door pulls from HDI. Strong on style, with the same attention to detail that has made us the industry leader in handrail design.

**HDI** Door Hardware

3905 Continental Drive • Columbia, PA 17512 USA  
PH: 717-285-4088 • FAX: 717-285-5083  
Email: [info@hdirailings.com](mailto:info@hdirailings.com)  
[www.hdidoorhardware.com](http://www.hdidoorhardware.com)

CIRCLE 73 ON READER SERVICE CARD OR GO TO [ARCHRECORD.CONSTRUCTION.COM/PRODUCTS/](http://ARCHRECORD.CONSTRUCTION.COM/PRODUCTS/)



# PINNACLE PLUS

**With durability and beauty, we've covered all the bases.**

The architectural lines of Pinnacle *Plus* wall base reveal Roppe's keen attention to detail. Built for durability, Pinnacle *Plus* is compounded with 100% SBR and natural rubber, which can contribute to the LEED® Green Building Certification System.

With the same features and benefits that make Pinnacle rubber base the professional's choice, Pinnacle *Plus* base gives the industry five unique profiles and new options in design.

Check out [www.roppe.com](http://www.roppe.com) for complete details.

# ROPPE.

Proven Flooring. Experiences.

1-800-537-9527 [www.roppe.com](http://www.roppe.com)

**ECO**<sup>TM</sup>  
**EFFECTS**

**SINGLE**  
PRICE POINT



the  
collaborative  
for high  
performance  
schools

CIRCLE 74 ON READER SERVICE CARD OR GO  
TO [ARCHRECORD.CONSTRUCTION.COM/PRODUCTS/](http://ARCHRECORD.CONSTRUCTION.COM/PRODUCTS/)

## Product Resource: Literature

### The color of cork: green

A free brochure from the Portuguese Cork Association offers info and design tips on how to apply cork to the construction of environmentally friendly homes and businesses. For a copy, send an e-mail with contact info to [abeautifulidea@corkusa.info](mailto:abeautifulidea@corkusa.info). Amorim Flooring, Hanover, Md. [www.realcork.org](http://www.realcork.org) **CIRCLE 235**




### Greener home building

Copublished by BuildingGreen and New Society Publishers, *Green Building Products* features nearly 1,600 products from the GreenSpec database of green building products for residential projects [McGraw-Hill publishes *GreenSource* magazine with BuildingGreen]. All phases of residential construction are covered, from sitework to flooring to renewable energy. BuildingGreen, Brattleboro, Vt. [www.buildinggreen.com](http://www.buildinggreen.com)

**CIRCLE 236**

### Green lingo glossary

InPro has published a newly revised *Glossary of Green* booklet that covers 100 of the most common terms, phrases, and definitions used in sustainable design and construction. InPro's sustainable offerings include the EnviroGT line of handrails, wall guards, and corner guards made of 100 percent recycled high-density polyethylene and FSC-certified wood. The company also operates a Vinyl Recycling Program. InPro, Muskego, Wis. [www.inprocorp.com](http://www.inprocorp.com) **CIRCLE 237**



### Recycling program brochure


Armstrong is offering an eight-page brochure describing its ceiling recycling program that enables building owners to ship old acoustical ceiling tiles from renovation projects to an Armstrong ceiling plant rather than sending them to a landfill. The brochure also includes a listing of the different categories in which Armstrong ceilings can contribute to LEED credits. Armstrong World Industries, Lancaster, Pa. [www.armstrong.com/environmental](http://www.armstrong.com/environmental) **CIRCLE 238**



DAHLIA



ORGANZA



BOUQUET

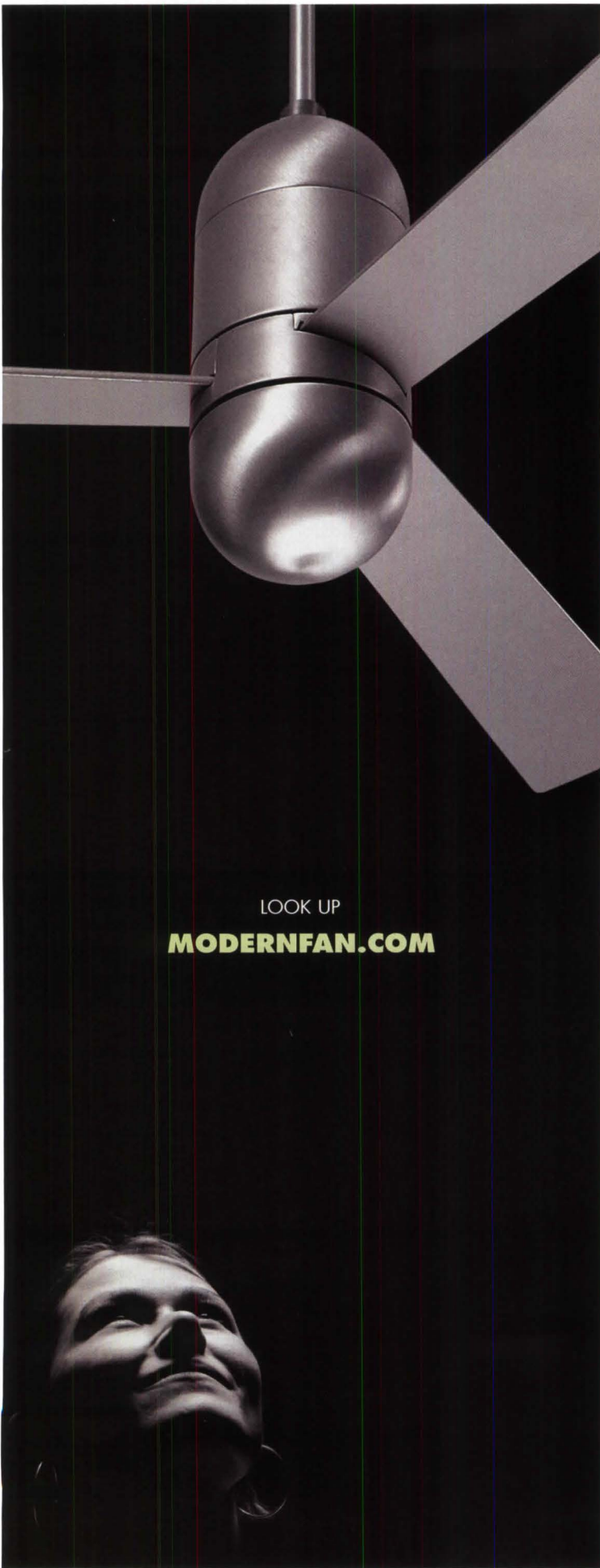
## Sheer Embossed Crystal

CHARLES LOOMIS, INC.

425.823.4560 / 800.755.0471 / [www.charlesloomis.com](http://www.charlesloomis.com)

*Loomis*

**CIRCLE 75 ON READER SERVICE CARD OR GO TO [ARCHRECORD.CONSTRUCTION.COM/PRODUCTS/](http://ARCHRECORD.CONSTRUCTION.COM/PRODUCTS/)**




LOOK UP  
**MODERNFAN.COM**

CIRCLE 76 ON READER SERVICE CARD OR GO TO ARCHRECORD.CONSTRUCTION.COM/PRODUCTS/

## Product Resource: On the Web

### www.centria.com

Centria has launched a new Web site with improved user navigation, upgraded search tools, and additional content, including the new Centria Institute. The site could offer more animation and interaction and suffers from an "online brochure" feeling, but it does provide clear and complete product information, project photos, technical details, and load-span tables.



### www.inhabitat.com

This design blog, started by a graduate architecture student, focuses on objects and spaces that are "eco-friendly, multipurpose, modular, and/or interactive." Recent product entries include the flat-packed Zebra Chair, designed by Dieter Paul, and light-sensitive wallpaper by Front Design.

### www.themodernlist.com

Intended to be a Modernist guide to Manhattan and Seattle, this site covers showrooms, museums, bars, restaurants, and other hot spots. The map is not interactive, the list is incomplete, and a small font size makes it hard to read, but the site is a good idea and has much potential.



### www.designbeans.com

Available in English, Italian, and Spanish, this blog, designed and edited by Milanese industrial designer Gimena Gomez Paz, is perfect for the international-product-design junky. Paz's entries seem to be less frequent, yet more in-depth and readable than typical design blog entries. Archives go back to July 2003.



# Dates & Events

## New and Upcoming Exhibitions

### Rural Studio: Education of the Citizen Architect Auburn, Ala.

September 5–November 5, 2006

An exhibition of the Rural Studio, an internationally acclaimed program of architectural education within Auburn University's School of Architecture, which has educated over 450 citizen architects in the classroom of Hale County, Alabama. At the Jule Collins Smith Museum of Art, Auburn University. Call 334/844-1484 or visit [www.auburn.edu](http://www.auburn.edu).

### 10th International Architecture Exhibition of the Venice Biennale Venice

September 10–November 19, 2006

In its 10th year, this international exhibition is directed by Richard Burdett and dedicated to cities, architecture, and society. Two collateral sections will complement the theme of the international exhibition: *Cities of Stone*, curated by Claudio D'Amato Guerrieri, and *City-Port*, curated by Rinio Bruttomesso. Fifty countries will be represented. For more information, call 39 041 5218711 or visit [www.labiennale.org](http://www.labiennale.org).

### Learning from North Lawndale: Defining the Urban Neighborhood in the 21st Century Chicago

September 14–November 19, 2006

There are many common threads between Chicago's North Lawndale and other low-income neighborhoods in the process of gentrification throughout the country. An abundance of empty lots and a legacy of city deinvestment, absentee landlords, and abandoned buildings are some things these places share. Also present are a core of determined residents and supportive religious and social institutions. The Chicago Architectural Club selected North Lawndale as the site for the 2006 Burnham Prize Design Competition to explore 21st-century urban issues. This exhibition represents all the entries submitted for the first phase of the competition. The finalists will be included in the upcoming exhibition, *Learning from North Lawndale: Past, Present and Future*. At the Chicago Architecture Foundation. Call 312/922-3432 or visit [www.architecture.org](http://www.architecture.org).

### The Architecture of Ratcliff: A Retrospective on 100 Years of Distinguished Architecture Oakland

October 1–December 31, 2006

Highlights of this exhibition include photographs of architectural landmarks in California designed by the Bay Area's Ratcliff firm. Among the projects featured are the Oakland Airport Terminal II; Mills College, in Oakland; the Wells

Fargo Building, in Berkeley; the University of California, Berkeley Life Sciences Building; the Veteran's Administration Hospital in Palo Alto; Berkeley City College; Kaiser Permanente Medical Center in Fresno, and many more. The show is being held at the Oakland Museum of California. For additional information, call 510/238-2200 or visit the firm's Web site at [www.ratcliffarch.com/centennial](http://www.ratcliffarch.com/centennial).



## GO BACK IN TIME.

Experience the timeless craftsmanship of an earlier age with a modern twist. Rejuvenation offers a wide variety of early to mid-twentieth century light fixtures, many of which are now Compact Fluorescent compatible. By utilizing state-of-the-art electronic ballast technology, our selection of Compact Fluorescent lamps provide increased energy efficiency with no design compromises. Now you'll be able to meet environmental building standards without sacrificing period authenticity. To see over 500 early to mid-twentieth century light fixtures and house parts, or to learn more about our line of Compact Fluorescent fixtures, call 888-401-1900 or visit [rejuvenation.com](http://rejuvenation.com). We'll be happy to send you a free catalogue or specifier's binder.



**TAKE ENERGY EFFICIENT BULBS WITH YOU.**

**REJUVENATION**<sup>®</sup>

Manufacturer of period-authentic lighting

CIRCLE 82 ON READER SERVICE CARD OR GO TO [ARCHRECORD.CONSTRUCTION.COM/PRODUCTS/](http://ARCHRECORD.CONSTRUCTION.COM/PRODUCTS/)

## Dates & Events

### Ongoing Exhibitions

#### Joe Colombo:

##### **Inventing the Future**

##### **Weil am Rhein, Germany**

*Through September 10, 2006*

One of the most successful designers of his time, Colombo produced design classics such as the Elda armchair, the Universale chair, and the Alogena lamp. Colombo died in 1971 at 41. Produced in close cooperation with his estate, the exhibition—the first international retrospective of Colombo's work—presents an abundance of never-before-shown materials. These include early original objects and prototypes of his most important furniture designs, as well as many original rough sketches, plans, brochures, architectural models, and several films and original photos. At Vitra Design Museum. For more information,

call 49 76 21 702 3200 or visit [www.design-museum.de](http://www.design-museum.de).

#### **Prairie Skyscraper: Frank Lloyd Wright's Price Tower Washington, D.C.**

*Through September 17, 2006*

Organized by Price Tower Arts Center, in Bartlesville, Oklahoma, in cooperation with the Frank Lloyd Wright Foundation, in Scottsdale, Arizona, *Prairie Skyscraper* will present for the first time a comprehensive selection of the arts center's collection of historic artworks and objects relating to the Price Tower, including never-before-exhibited Wright documents and drawings from its own holdings and from those of the Wright Foundation's archives. The exhibition will be held at the National Building Museum. For more information, call 202/272-2448 or visit [www.nbm.org](http://www.nbm.org).

#### **Crafting a Modern World: The Architecture and Design of Antonin and Noemi Raymond Philadelphia**

*Through September 24, 2006*

Antonin Raymond (1888–1976) and Noemi Raymond (née Pernessin, 1889–1980) were married in 1914 and worked as partners in design for more than 60 years. Through their work, the Raymonds were able to forge a meaningful connection with the ancient traditions of Japan that widened the visual as well as the nonvisual possibilities of Modern design. This retrospective includes some 200 works, including drawings, models, photographs, videos, furniture, and other objects. At the University of Pennsylvania School of Design. For information, call 215/898-8323 or visit [www.design.upenn.edu](http://www.design.upenn.edu).

#### **Artist's Choice: Herzog & de Meuron New York City**

*Through September 25, 2006*

The seventh exhibition in MoMA's *Artist's Choice* series, in which contemporary artists are invited to select, juxtapose, and comment on works from the museum's collection. Drawing from across the museum's departmental collections, the internationally renowned architects Jacques Herzog and Pierre de Meuron approach the project not as conventional art curators, but as architects. At the Museum of Modern Art. To reach the museum, call 212/708-9400 or visit [www.moma.org](http://www.moma.org).

#### **Best of Friends: Buckminster Fuller and Isamu Noguchi Long Island City, N.Y.**

*Through October 15, 2006*

The relationship between the artist Isamu Noguchi and visionary designer and inventor Buckminster Fuller is illuminated in this special exhibition, which includes models, sculptures, drawings, photographs, film footage, and letters. At the Noguchi Museum. Call 718/204-7088 or visit [www.noguchi.org](http://www.noguchi.org).

# *Gives All our Projects a Fire-Rated Assembly!*



**Team 10: A Utopia of the Present  
New Haven**

*September 5–October 20, 2006*  
In 1956, several young architects from England, France, the Netherlands, and Italy were charged with organizing the 10th meeting of the International Congress of Modern Architecture (CIAM), a formal gathering of proponents of Modernism. This multimedia show pays homage to the coterie of pan-European architects who, challenging the orthodoxies of Modernism in post-World War II Europe, raised issues of urban design that continue to reverberate in architectural discourse today. This exhibition draws on a range of resources and media that includes correspondence, transcripts, tape recordings, photographs, drawings, and film. At Yale's landmark Art and Architecture Building. For more information about the exhibition, call 203-432-2288 or visit [www.architecture.yale.edu](http://www.architecture.yale.edu).

**Insight Out  
Knislinge, Sweden**

*Through October 22, 2006*  
An exhibition of eight American artists showing site-specific installations in the Park, in the Stable, and in the Sculpture Yard surrounding the Wanas medieval castle. The work investigates subject matter such as architecture, narrative, scientific processes, and psychological perception. At the nonprofit Wanas Foundation. Call 46 44 660 18 or visit [www.wanas.se](http://www.wanas.se).

**Zaha Hadid  
New York City**

*Through October 25, 2006*  
The first woman to be awarded the distinguished Pritzker Architecture Prize, which she won in 2004, Hadid is internationally known for both her theoretical and academic work, as well as a portfolio of built projects that have literally "shifted the geometry of buildings." This exhibition provides a comprehensive look at her projects worldwide. True to Hadid's interdisciplinary approach to

architecture, there is a wide range of mediums on display, including painting, drawing, large-scale urban plans, proposals for international design competitions, building designs for contemporary cultural and sports facilities, and documentation of current projects under construction. At the Solomon R. Guggenheim Museum. Call 212/423-3500 or visit [www.guggenheim.org](http://www.guggenheim.org).

**Seattle Architecture  
Foundation Tours  
Seattle**

*Through October 28, 2006*  
Seattle Architecture Foundation connects people to architecture through popular guided walking tours, exhibitions, youth programs, and public forums—programs that inspire participants to engage in shaping their community. Visit [www.seattlearchitecture.org](http://www.seattlearchitecture.org).

**Cantilever-Chairs:  
Architectural Manifesto and  
Material Experiment  
Vienna**

*Through October 29, 2006*  
The Cantilever-Chair represents one of the most significant examples of avant-garde design of the 1920s. These steel-tube chairs stem from the Bauhaus movement and the German Werkbund, and still challenge architects and designers today to experiment anew with their form and material. The exhibition covers more than 80 years of innovative suspension design with chairs by Marcel Breuer and Ludwig Mies van der Rohe, right up to Tom Dixon and Ross Lovegrove. In the MAK Study Collection Rooms. Visit [www.mak.at](http://www.mak.at).

**The Chicago Architecture  
Foundation Architecture  
River Cruises  
Chicago**

*Through November 19*  
Led by trained volunteer docents, these cruises are well known as highly enjoyable as well as educational. They visit 53 historic sites that include the Wrigley Building, Merchandise Mart, the



- **Non-Combustible**
- **1,2 and 3 hour ratings**
- **[www.ul.com](http://www.ul.com) for online certifications directory**

**HAMBRO®**  
Proven Concrete Floor System  
450 East Hillsboro Blvd  
Deerfield Beach, FL 33441  
Tel: 800.546.9008 - Fax: 800.592.4943  
[www.hambro.ws/AE1p](http://www.hambro.ws/AE1p)



THE TRELLIS COLLECTION



SUN VALLEY BRONZE

Innovators of Fine Solid Bronze  
Architectural Hardware

866.788.3631 toll free  
www.svbronze.com

## Dates & Events

Tribune Tower, Sears Tower, Marina City Towers, River City, and many more. The docents also provide background information on the lives of many of Chicago's famous architects and firms: Daniel Burnham, Graham Anderson Probst, Bertrand Goldberg, Mies van der Rohe, Helmut Jahn, Skidmore, Owings & Merrill, and Kohn Pedersen Fox. The cruises start on the lower level of the Michigan Avenue Bridge, at the southeast corner, just below the Hyatt Regency Chicago Hotel. Call 312/902-1500 or visit [www.architecture.org](http://www.architecture.org).

### **The Loop: Designs for a Vertical City Chicago**

*Through November 25, 2006*

An exhibition of original conceptual and design drawings, working blueprints, and hectographs from the historic archives of D.H. Burnham and Company. ArchiTech's collection of vintage photographs by Richard Nickel and Aaron Siskind capture the heroic era of building in Chicago's famed Loop, the epicenter of skyscraper invention. At ArchiTech Gallery. Call 312-475-1290 or visit [www.architechgallery.com](http://www.architechgallery.com).

### **Investigating Where We Live Washington, D.C.**

*Through November 26, 2006*

Celebrate the opening of this new exhibition showcasing the results of the National Building Museum's five-week outreach program "Investigating Where We Live" (IWWL). IWWL teaches young people to use photography as a tool for exploring and documenting neighborhoods in Washington, D.C. Through this process they gain an understanding of city planning, architecture, photography, and exhibition design. As part of a partnership with the Anacostia Community Land Trust, participants explored three neighborhoods in the Southeast quadrant of the city. At the National Building Museum. Call 202/272-2448 or visit [www.nbm.org](http://www.nbm.org).

### **Some Assembly Required: Contemporary Prefabricated Houses New Haven**

*Through February 2, 2007*

This exhibition featuring the work of eight contemporary architecture studios demonstrates how far prefabricated homes of the digital age have come from the "straight-off-the-assembly-line" look of the mid-20th century. At the Yale School of Architecture. Call 203-432-2288 or visit [www.architecture.yale.edu](http://www.architecture.yale.edu).

## Lectures, Conferences, and Symposia

### **Lecture: The Virginia State Capitol: Restoring Jefferson's Iconic Building Washington, D.C.**

*September 7, 2006*

The Virginia State Capitol, designed by Thomas Jefferson and completed in 1788, is currently undergoing a large-scale restoration and expansion. James Wootton, executive director of Capitol Square Restoration Council, will discuss the \$93 million project, which is adding 25,000 square feet to the capitol (currently the second smallest in the nation), including a new entrance, a visitor's center, and a café located under the south lawn. This project is taking place among the renovation and rehabilitation of several state buildings on Capitol Square in Richmond, Virginia. At the National Building Museum. Call 202/272-2448 or visit [www.nbm.org](http://www.nbm.org).

### **Promosedia 2006: International Chair Exhibition Udine, Italy**

*September 9-12, 2006*

An overview of the world of chairs as well as tables, this show includes products for residential use, contract, office, and community, and features everything from upholstered to outdoor furniture. With vendors from over 120 different countries, the exhibition is a major reference point for the international trade. At Quartiere Fieristico Showgrounds. Call 39 0432 745 611 or visit [www.promosedia.it](http://www.promosedia.it).

### **High Performance, Green Commercial Buildings Washington, D.C.**

*September 13, 2006*

With 40 percent of U.S. primary energy consumed by buildings, companies large and small are implementing energy-efficient design and building strategies to reduce energy consumption. Nonprofit organization Southface Energy Institute has worked with companies like IKEA and the Atlanta Community Food Bank, helping them meet high-performance green building guidelines. Dennis Creech, cofounder and executive director of Southface, will talk about the benefits to and strategies for improving building energy consumption. He will also talk about Southface's own headquarters, the Eco Office, which will showcase the best "off the shelf" energy and environmental technologies for small

commercial buildings. At the National Building Museum. Call 202/272-2448 or visit [www.nbm.org](http://www.nbm.org).

### **London Design Festival 2006**

#### **London**

September 15–30, 2006

Established in 2003 to celebrate and promote London as the creative capital of the world, the London Design Festival (LDF) has rapidly grown to become one of the key constituents of the U.K.'s burgeoning festival season, along with London Fashion Week and the London Film Festival. Disciplines include architecture, fashion, furniture, textiles, craft, product, digital, interiors, and jewelry. Visit [www.londondesignfestival.com](http://www.londondesignfestival.com).

### **Livable Communities: Walking, Working, Water Conference**

#### **Seattle**

September 15–17, 2006

This conference will explore the balance between urban development and the environment, focusing on opportunities related to walking, working, and water. Using the past, present, and future of Seattle and the greater Puget Sound region as a point of departure, the conference will discuss national issues and how those issues affect the host community. At the Seattle Marriott Waterfront. Call 800/242-3837, 202/626-7300, or visit [www.aia.org](http://www.aia.org).

### **Film: Modernism on Film: The Architecture of John Lautner**

September 16, 2006

Modernist architect John Lautner began his career in Los Angeles and grew to be known for his visionary creations. The film *The Spirit in Architecture: John Lautner* (58 min.) explores the architect's profound designs through interviews with historians, critics, collaborators, clients, and Lautner himself. At the National Building Museum. Call 202/272-2448 or visit [www.nbm.org](http://www.nbm.org).

### **The 12th Asian Conference of Architects and 27th Arcasia Council Meeting**

September 17–22, 2006

This year's conference theme is "The Transition of Cities and Architecture in Asia" and is hosted by the Architectural Society of China (ASC). Keynote speakers include Wu Liangyong, China; Kenneth Yeang, Malaysia; Zhang Jinqiu, China; and Choon-Soo Ryu, Korea. For information, call

Nature designs on many different scales.  
So do we. We offer a variety of lighting  
fixtures to suit any environment.  
Welcome to the world of Hess product  
families.

HessAmerica • P.O. Box 28  
Gaffney, SC 29342 • 0028 • USA  
Tel: 1.864.487.3535 • Fax: 1.864.487.3175  
E-Mail: [info@hessamerica.com](mailto:info@hessamerica.com)

[www.hessamerica.com](http://www.hessamerica.com)

We like families.

hess

CANTO



888.WE.LIGHT



CIELO 1 P

CIELO 2 P

THE ALUMINUM  
COLLECTION

For indoor and outdoor applications, PIPA, Cielo and Mirino sconces are part of a wide selection of products designed and manufactured by Hampstead Lighting.

PLEASE VISIT  
[www.hampsteadlighting.com](http://www.hampsteadlighting.com)  
TO VIEW OUR ENTIRE  
COLLECTION

PIPA 2

MIRINO 2

CIRCLE 86 ON READER SERVICE CARD OR GO  
TO [ARCHRECORD.CONSTRUCTION.COM/PRODUCTS/](http://ARCHRECORD.CONSTRUCTION.COM/PRODUCTS/)

## Dates & Events

86-10-88082234, 88082237 or visit  
<http://www.chinaaasc.org>.

**Lecture: Structure, Identity, and  
Existence in the Work of Team 10  
New Haven**

September 18, 2006

The distinguished architect and author Kenneth Frampton will deliver a lecture in connection with the exhibition *Team 10: A Utopia of the Present*. At the Yale School of Architecture. Call 203/432-2288 or visit [www.architecture.yale.edu](http://www.architecture.yale.edu).

**Symposium: Team 10: Thoughts on a  
Shiny New Brutalism  
New Haven**

September 21, 2006

This symposium, offered in conjunction with the Yale exhibition on Team 10, examines the legacy of the group as it intersects with contemporary architectural thought and production. Long marginalized, the work of Team 10 and its core protagonists Aldo van Eyck, Alison and Peter Smithson, Giancarlo de Carlo, and Shadrach Woods is the subject of renewed historical and theoretical interest as architectural discourse turns once again to the intersections of architecture, urbanism, infrastructure, landscape, and society. At the Yale School of Architecture. Call 203-432-2288 or visit [www.architecture.yale.edu](http://www.architecture.yale.edu).

**CERSAIE 2006  
Bologna, Italy**

September 26–30, 2006

The world's largest international exhibition of ceramic tile and bathroom furnishings will feature over 1,000 exhibitors from 32 countries. This year's seminar program includes Thomas Mayne, 2005 Pritzker Prize winner and cofounder of Morphosis and SCI-Arc, and renowned Italian architect Massimiliano Fuksas, as key speakers. Designed by architects Dante Donegani and Giovanni Lauda, Cersaie's large central exhibit is inspired by the evolution of the bathroom from an essential functional room to a more complex space. This "oasis of wellness" will be constructed using Italian ceramic tiles and bathroom fixtures from leading manufacturers and explore new trends in color, texture, and shape. At the Bologna Fairgrounds. Visit [www.cersaie.it](http://www.cersaie.it) or [www.italiatiles.com](http://www.italiatiles.com).

**The International Forum on  
Architectural Criticism 2006 (IFAC '06)  
Singapore**

September 27–28, 2006

This inaugural forum will be a unique and state-of-the-art biannual event featuring prominent speakers and critics with diverse educational backgrounds and professional experiences. The forum provides a platform for an international community of architectural critics to formally debate and discuss the context, roles, and the many dimensions of architectural criticism through discourse. At Meritus Mandarin Singapore. Call 65/6878-6138 or visit [www.upremacollege.com](http://www.upremacollege.com).

**Resurfacing the City:  
A Lecture Series  
Houston**

September 27–October 18, 2006

This lecture series will examine the renewed role of landscape and its emergence as an important motif in the discourse on architecture and urbanism. It will bring together the most innovative practitioners and thinkers of landscape as urbanism. James Corner of Field Operations will present the opening lecture. At the Museum of Fine Arts, Brown Auditorium. Call 713/348-4876 or visit [www.rice.edu](http://www.rice.edu).

**Urban Waterfronts 24: Celebrating 20  
Years of Excellence on the Waterfront  
Portland, Ore.**

September 28–30, 2006

The Waterfront Center's annual international conference. For more information, call 609/884-7997, 202/986-2549 or visit [www.waterfrontcenter.org](http://www.waterfrontcenter.org).

**Symposium: The Dynamic Economies of  
Asia and Global Wellness—  
Opportunities for the Pittsburgh Region  
Pittsburgh**

October 3, 2006

This symposium raises scholarship money for Carnegie Mellon School of Architecture students. The goal is to connect the business, medical, policy, architecture, and the academic fields to recognize ways to adapt metro regions into a global economy. At Carnegie Mellon School of Architecture, McConomy Auditorium and Rangos Ballroom. Call 412/268-9554 or visit [www.andrew.cmu.edu](http://www.andrew.cmu.edu).

**The 16th Annual METALCON  
International Conference and Exhibition  
Tampa**


October 3–5, 2006

The event includes new product exhibits, a com-



**illbruck** acoustic

# Ceiling Tiles That Fit Your Vision.



SQUARELINE



Your clients count on your vision, your ability to create the sleek lobby, office, store or stadium – right down to the last ceiling tile. That's why illbruck is working to help you think ahead.

With SQUARELINE® Metal Ceiling Tiles, you get a modern feel at a sensible price. Like all illbruck products, these tiles are thoughtfully designed and easy to install. Available in three patterns, these galvanized, powder-coated tiles are pre-bonded to our innovative willtec® FM acoustical backer, giving you better acoustic performance than traditional metal ceiling tiles.

For more information about our attractive acoustical ceiling and wall solutions, contact us or visit our web site. We'll help make your vision real.

1-800-662-0032

[www.illbruck-acoustic.com/metal](http://www.illbruck-acoustic.com/metal)

© 2006 illbruck acoustic, inc. All rights reserved.

CIRCLE 87 ON READER SERVICE CARD OR GO  
TO [ARCHRECORD.CONSTRUCTION.COM/PRODUCTS/](http://ARCHRECORD.CONSTRUCTION.COM/PRODUCTS/)



CIRCLE 88 ON READER SERVICE CARD OR GO  
TO [ARCHRECORD.CONSTRUCTION.COM/PRODUCTS/](http://ARCHRECORD.CONSTRUCTION.COM/PRODUCTS/)

**brayton international®**  
A Steelcase Company

## Dates & Events

prehensive educational program, and live-action demonstrations of the latest products and techniques for roofing, architectural, and structural applications of metal—long recognized as a green material for its high durability, recycled content, and recyclability. At the Tampa Convention Center. Call 800/537-7765 or 617/965-0055, or visit <http://www.metalcon.com/>.

### **Pacific Crossings: 2006 AIA Northwest & Pacific Region Conference and AIA Committee on Design Fall Conference**

#### **Hong Kong and Shanghai**

October 16–22, 2006

AIA Hong Kong in collaboration with the AIA Committee on Design hosts *Pacific Crossings*, a weeklong event that merges the 2006 AIA Northwest & Pacific Region Conference with the AIA Committee

on Design Fall Conference. Beginning in Hong Kong and concluding in Shanghai. For information, visit [www.aiahk.org](http://www.aiahk.org) or call 852/2882-6011 or 202/626-7468.

## Competitions

### **Imagining Penn Center: A National Student Design Competition to Plan New Life for Philadelphia's Central Civic Space**

Deadline: September 15, 2006

Penn Center is one of Center City Philadelphia's most important spaces, housing Suburban Station, office towers, retail, and public plazas. Originally conceived by the late Edmund N. Bacon, Philadelphia's renowned former planning director, Penn Center changed the face of the city when it was built in the 1960s as one of

the largest and most ambitious downtown redevelopments of its time. Today, Penn Center is vastly underutilized by the public, yet it holds great potential for revitalization. The Ed Bacon Foundation challenges students to imagine the site's potential and to generate ideas for restoring this important space as a modern Philadelphia epicenter and icon. For additional information on the competition, visit [www.edbacon.org/penncenter](http://www.edbacon.org/penncenter).

### **Fire Station Design Awards Program**

Deadline: September 15, 2006

The Fire Industry Equipment Research Organization (FIERO), in conjunction with the International Association of Fire Chiefs (IAFC) and *Fire-Rescue* magazine, invites submissions for its awards program to encourage excellence in fire station design. The awards program is being held as a part of FIERO's 5th National Symposium on Fire Station Design. To learn more, visit [www.fierofirestation.com](http://www.fierofirestation.com).

### **BSA's 2007 Research Grants in Architecture Program**

Deadline: September 22, 2006.

Individuals and teams (architects, academics, designers, product developers, students, etc.) in the national design and construction industry seeking support for an original research project are encouraged to submit applications to the BSA's 2007 Research Grants in Architecture program. The BSA is again offering up \$75,000 in research grants to designers nationwide. This program supports original research projects. Call 617/951-1433 or visit [www.architects.org/grants](http://www.architects.org/grants).

### **Inter-school Student Design Competition**

#### **Washington, D.C.**

September 24–25, 2006

Teams of students from the Washington, D.C., area's four accredited schools of architecture will participate in a daylong design competition held in the National Building Museum's Great Hall.

## Task and Ambient

One fluorescent  
28 or 35w lamp lights  
both task AND CEILING.  
No lights on or in  
the ceiling.

As low as 0.6 watts per  
square foot.  
BIG energy payback -  
see EPACT 2005.

Compatible with ALL  
modular furniture  
systems. If it can hold  
a shelf, it can hold  
this luminaire.

Comfortable;  
balanced brightness  
reduces eye fatigue;  
draws the eye into  
the workstation  
phototropically.

**Tambient**  
lighting at work

See it all at [www.tambient.com](http://www.tambient.com) a division of Sylvan R. Shemitz Designs, Inc., makers of **elliptipar**





# PICTURE HANGING SYSTEMS



Visit our online store  
**www.arts-supplies.net**

Call us toll-free  
**1 866 935 6949**



Our various hanging systems offer an array of user-friendly solution, supporting from 1 to 600 lbs!  
 Montreal QC & Champlain NY

**CIRCLE 90 ON READER SERVICE CARD OR GO TO ARCHRECORD.CONSTRUCTION.COM/PRODUCTS/**

**Shanghai Lilly Restaurant**  
 Las Vegas, Nevada



**CASCADE COIL DRAPERY**  
 www.cascadecoil.com  
 800-999-2645

**CIRCLE 91 ON READER SERVICE CARD OR GO TO ARCHRECORD.CONSTRUCTION.COM/PRODUCTS/**



THE EVOLUTION OF TEAK,  
 INTELLIGENTLY DESIGNED.



## KINGSLEY~BATE


Elegant Outdoor Furniture

7200 Gateway Court, Manassas, Virginia 20109 t 703-361-7000 f 703-361-7001  
 www.kingsleybate.com

© 2006, Kingsley-Bate, Ltd. All rights reserved.

KB1047

**CIRCLE 92 ON READER SERVICE CARD OR GO TO ARCHRECORD.CONSTRUCTION.COM/PRODUCTS/**



## TAKE DETAIL TO NEW HEIGHTS.



A copper chimney pot by European Copper will take your next project over the top. UL-listed and International Building Code compliant, they are compatible with both masonry and steel fireplace systems.

Call today at 800-391-0014  
for a dealer near you or visit  
[www.europeancopperchimneypots.com](http://www.europeancopperchimneypots.com)

### FEATURES

- Fine stainless steel and copper
- UL Listed, IBC compliant, patented
- For masonry or metal fireplaces
- Existing or new construction chimneys
- Withstands hurricanes, seismic shifts
- Keeps out pests and water
- Improves draft, reduces spark
- Lightweight, easy to install
- Three styles, seven sizes available

EUROPEAN  
COPPER  
BY JACK ARNOLD

CIRCLE 63 ON READER SERVICE CARD OR GO  
TO [ARCHRECORD.CONSTRUCTION.COM/PRODUCTS/](http://ARCHRECORD.CONSTRUCTION.COM/PRODUCTS/)

## Dates & Events

Each team will consist of one student from each school. Museum visitors can view this charrette in progress, as the teams work on a design project announced that morning. Winners of the juried competition will be announced at an award ceremony and reception. At the National Building Museum. For registration call AIA/D.C. at 202/667-1798 or e-mail [info@aiadc.com](mailto:info@aiadc.com). For information, call 202/272-2448 or visit [www.nbm.org](http://www.nbm.org).

### The 5th Tile of Spain Awards of Architecture and Interior Design

Deadline: October 31, 2006

Sponsored by the Spanish Ceramic Tile Manufacturers' Association (ASCEM), these awards recognize outstanding architectural and interior design projects using ceramic tiles from Spain. Prizes totaling 45,000 euros are being offered. The competition is open to professional architects, interior designers, architectural engineers, landscapers, and decorators of all nationalities. Entries may represent new construction, renovation and restoration projects, urban development projects, or exterior landscaping. Visit [www.spaintiles.info/awards](http://www.spaintiles.info/awards).

### The 2nd Annual JELD-WEN Student Door Design Contest

Deadline: November 1, 2006

Individuals are invited to create and submit original designs for residential front doors, focusing on the theme of "honoring architecture." Visit [www.jeld-wen.com/studentdesign](http://www.jeld-wen.com/studentdesign) to learn more.

### 2007 Palladio Awards

Deadline: November 15, 2006

Submissions are now being accepted for the 2007 Palladio Awards. The sixth annual competition will recognize outstanding work in traditional design for commercial, institutional, and residential projects. The Palladio Awards program is coproduced by *Traditional Building* and *Period Homes* magazines. For more information, visit [www.palladioawards.com](http://www.palladioawards.com).

### 3rd Annual Eye for Why

Deadline: December 18, 2006

A U.S.-based design competition that encourages students to think differently by designing products that solve everyday problems. Entries submitted by participating students must exemplify a product that solves a problem, works well, and provides a real advantage over existing offerings. The competition is open to students at any of the

## Get into green this fall at the National Building Museum

*The Green House: New Directions in Sustainable Architecture and Design* is a groundbreaking exhibition revealing exciting trends in green technology, materials, and design. This season, a series of exciting programs and lectures compliment the exhibit:

### october



**11** wednesday, 6:30 - 8:00 pm  
*Ritual House: Drawing on Nature's Rhythms for Architecture and Urban Design* with Ralph Knowles

**16** monday, 6:30 - 8:00 pm  
*Off the Grid: Modern Homes + Alternative Energy* with Lori Ryker

**23** monday, 6:30 - 8:00 pm  
*Spotlight on Design Lecture series* with Paolo Soleri

### november



**15** wednesday, 12:30 pm  
*Special Presentation of the National Awards for Smart Growth Achievements*

**18** saturday, 10:00 am - 5:00 pm  
*Day-long Home Renovation Event Greenovation, An Expo for the Home:*

This green renovation expo for the home — complete with exhibitors and workshops — will equip visitors with everything they need to know to make their home renovation projects environmentally friendly, stylish, and cost effective.

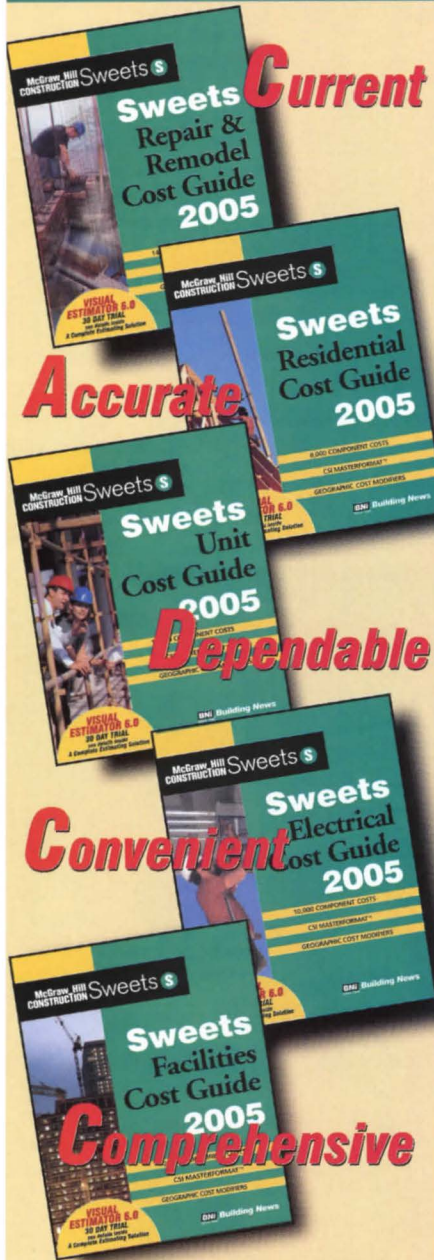


### NATIONAL BUILDING MUSEUM

401 F Street NW  
Washington, DC 20001  
202.272.2448  
[www.NBM.org](http://www.NBM.org)

**Cost  
estimating  
data you can  
count on!**

**The 2005 Sweet's  
Cost Guides**



**CALL 1-888-264-2665**

Please specify priority code 444T

**McGraw Hill  
CONSTRUCTION Sweets**  
**BNI Building News**

1612 S. Clementine, Anaheim, CA 92802  
www.bnibooks.com

## Dates & Events

NASAD accredited degree programs or individual student members of IDSA. Visit [www.dyson.com/designaward](http://www.dyson.com/designaward).

### 2007 International Bamboo Building Design Competition

*Registration deadline: December 31, 2006*

*Submission deadline: January 15, 2007*

Bamboo Technologies of Maui has launched the first International Design Competition for Structural Bamboo Buildings. Some of the winning entries will be chosen for manufacture by the world's premier builder of international-building-code-approved bamboo homes. The competition is open to architects, builders, designers, and students anywhere in the world. Visit [www.bamboocompetition.com](http://www.bamboocompetition.com).

### Insight Pro Microwave Drawer Kitchen Design Contest

*Deadline: March 1, 2007*

The contest will recognize professional kitchen designers for the most inspired kitchen designs that incorporate one of Sharp's innovative Insight Pro Microwave Drawer cooking appliances. Sharp will select five winning designs that will be announced publicly at the Kitchen and Bath Industry Show 2007 in Las Vegas. The winning designers, along with the homeowners with the winning kitchens, will each receive Sharp AQUOS Liquid Crystal Televisions. For more information, visit [www.sharppusa.com/drawerdesigncontest](http://www.sharppusa.com/drawerdesigncontest).

### 2007 Aurora Awards

*Deadline: March 9, 2007*

Builders and architects who have demonstrated excellence and creativity when designing hurricane-resistant structures are invited to submit projects to the 2007 Aurora Awards, a design competition recognizing projects in the Southeastern United States. Solutia, a manufacturer of polyvinyl butyral (PVB) interlayers for impact-resistant glass, is sponsoring a new category in the competition. The Safe & Secure Award will recognize builders, designers, architects, and other home building professionals who incorporate—and meet or exceed code requirements for—impact-resistant windows and doors for safety, and use other design elements that minimize the effects of hurricanes and other disasters on residential structures. For more information, visit [www.theauroras.com](http://www.theauroras.com).

*E-mail event and competition information two months in advance to [elizabeth\\_broome@mcgraw-hill.com](mailto:elizabeth_broome@mcgraw-hill.com).*



**SET  
YOURSELF  
APART.**

**LITERALLY.**

EKU Divido is a room-height partitioning system that gives designers more freedom to define space the way they want. It not only offers flexibility of materials, it's also very easy to install. So your contractor can help you realize your vision, and your clients can have high drama without a high budget.

**HÄFELE**  
FINDING BETTER WAYS

[hafele.com](http://hafele.com)  
1-800-423-3531

CIRCLE 94 ON READER SERVICE CARD OR GO TO [ARCHRECORD.CONSTRUCTION.COM/PRODUCTS/](http://ARCHRECORD.CONSTRUCTION.COM/PRODUCTS/)

**Program title: "Selling the Light of Day," Architectural Record (09/06, page 149).**

096EDIT1

AIA/CES Credit: This article will earn you one AIA/CES LU hour of health, safety, and welfare credit. (Valid for credit through September 2008.)

Directions: Select one answer for each question in the exam and completely circle appropriate letter. A minimum score of 80% is required to earn credit. Take this test online at <http://archrecord.construction.com/continuinged/default.asp>

- |      |   |   |   |       |   |   |   |
|------|---|---|---|-------|---|---|---|
| 1. a | b | c | d | 6. a  | b | c | d |
| 2. a | b | c | d | 7. a  | b | c | d |
| 3. a | b | c | d | 8. a  | b | c | d |
| 4. a | b | c | d | 9. a  | b | c | d |
| 5. a | b | c | d | 10. a | b | c | d |

Last Name \_\_\_\_\_ First Name \_\_\_\_\_ Middle Initial or Name \_\_\_\_\_

Firm Name \_\_\_\_\_

Address \_\_\_\_\_ City \_\_\_\_\_ State \_\_\_\_\_ Zip \_\_\_\_\_

Tel. \_\_\_\_\_ Fax \_\_\_\_\_ E-mail \_\_\_\_\_

AIA ID Number \_\_\_\_\_ Completion date (M/D/Y): \_\_\_\_\_

**Check one:**  \$10 Payment enclosed. (Make check payable to *Architectural Record* and mail to: Architectural Record/Continuing Education Certificate, PO Box 5753, Harlan, IA 51593-1253.) For customer service, call 877/876-8093.

**Charge my:**  Visa  Mastercard  American Express **Card#** \_\_\_\_\_

**Signature** \_\_\_\_\_ **Exp. Date** \_\_\_\_\_

**Check below:**

**To register for AIA/CES credits:** Answer the test questions and send the completed form with questions answered to above address, or fax to 888/385-1428.

**For certificate of completion:** As required by certain states, answer test questions, fill out form above, and mail to above address, or fax to 888/385-1428. Your test will be scored. Those who pass with a score of 80% or higher will receive a certificate of completion.

**Material resources used:** Article: This article addresses issues concerning health and safety.

**I hereby certify that the above information is true and accurate to the best of my knowledge and that I have complied with the AIA Continuing Education Guidelines for the reported period.**

**Signature** \_\_\_\_\_ **Date** \_\_\_\_\_

**QUILITE<sup>®</sup>**  
**INTERNATIONAL**

**noise barrier system**

8616 La Tijera Blvd, Suite 509  
Los Angeles, CA 90045  
Tel 310.641.7701 Fax 310.641.7768  
info@quilite.com quilite.com

CIRCLE 95 ON READER SERVICE CARD OR GO TO ARCHRECORD.CONSTRUCTION.COM/PRODUCTS/

where high-performance hardware meets beautiful design

**SARGENT<sup>®</sup>**

**Studio** collection

High-performance hardware.  
Distinctive, superior quality levers.  
Conveniently from one source.

SARGENT's sophisticated new Studio Collection levers make specification easy. Choose from a wide selection of designer levers and hardware that were meant to go together - from mortise and tubular locks, to access control locks, exit devices and master key systems.

Explore your options at [studiocollection.com](http://studiocollection.com)

**SARGENT<sup>®</sup>** Raising the Bar of Excellence!

An ASSA ABLOY Group company

**ASSA ABLOY**

CIRCLE 96 ON READER SERVICE CARD OR GO TO ARCHRECORD.CONSTRUCTION.COM/PRODUCTS/

21	11	St. Paul Travelers stpaultravlers.com
2-3	2	* Steelcase steelcase.com
190	84	Sun Valley Bronze svbronze.com
194	89	Tambient tambient.com
5	4	Technical Glass Products fireglass.com
174	68	Teragren teragren.com
37	17	* Thermador thermador.com
185	79	Thermique Technologies thermique technologies.com
95	53	Timely timelyframes.com
213		Turner Construction Company turneruniversity.com
183	77	Valcucine valcucinena.com
52	31	Viking Range Corporation vikingrange.com
60	35	VT Industries vtindustries.com
74	43	* Wagner wagnercompanies.com
157	60	Western Red Cedar Lumber Association realcedar.org
80	46	* Weyerhaeuser weyerhaeuser.com

**EXECUTIVE OFFICES**

Laura Viscusi, VP, Associate Publisher  
(212) 904-2518 Fax: (212) 904-2791  
lviscusi@mcgraw-hill.com

Assistant: Pina Del Genio  
(212) 904-6791 Fax: (212) 904-2791  
pina\_delgenio@mcgraw-hill.com

**NORTHEAST / MID-ATLANTIC (CT, DE, MA, ME, NH, NJ, NY, RI, VT, EASTERN PA, )**

Joe Sosnowski  
(610) 278-7829 Fax: (610) 278-0936  
joseph\_sosnowski@mcgraw-hill.com

**MIDWEST (IL, IN, KS, MI, ND, NE, OH, SD, WI)**

Lisa Nelson  
(312) 233-7402 Fax: (312) 233-7403  
lisa\_nelson@mcgraw-hill.com

Bret Ronk (IA, LA, MN, MO, MS, OK, TX)  
(972) 437-7877 Fax: (972) 437-7876  
bret\_ronk@mcgraw-hill.com

**SOUTHEAST / MID-ATLANTIC (AL, AR, DC, FL, GA, KY, MD, NC, TN, VA, WV & WESTERN PA)**

Susan Shepherd  
(404) 843-4770 Fax: (404) 252-4056  
sshepherd@mcgraw-hill.com

**WEST (AZ, CA, CO, NM, NV)**

Bill Hague  
(253) 858-7575 Fax: (253) 858-7576  
(760) 340-5575 Fax: (760) 340-0439  
bill\_hague@mcgraw-hill.com

**WEST (ID, MT, OR, S.CA, UT, WA, WY)**

Bill Madden  
(503) 224-3799 Fax: (503) 224-3899  
bill\_madden@mcgraw-hill.com

**INTERNATIONAL**

Dean Pushka (Canada)  
(905) 309-4458 Fax: (905) 309-1737  
dean\_pushka@mcgraw-hill.com

Martin Druke (Germany)  
(49) 202-27169-12 Fax: (49) 202-27169-20  
druke@intermediapartners.de

Ferruccio Silvera (Italy)  
(39) 022-846716 Fax: (39) 022-893849  
ferruccio@silvera.it

Katsuhiko Ishii (Japan)  
(03) 5691-3335 Fax: (03) 5691-3336  
amskatsu@dream.com

Young-Seoh Chin (Korea)  
(822) 481-3411/3 Fax: (822) 481-3414

**PRODUCT NEWS SPOTLIGHTS / POSTCARD SERVICE**

Deidre Allen  
(212) 904-2010 Fax: (609) 426-7136  
deidre\_allen@mcgraw-hill.com

**CLASSIFIEDS**

Diane Soister  
(212) 904-2021 Fax: (212) 904-2074  
deidre\_allen@mcgraw-hill.com

**SUBSCRIBER SERVICE**

(888) 867-6395 (USA only)  
(609) 426-7046 Fax: (609) 426-7087  
p64cs@mcgraw-hill.com

**BACK ISSUES**

(212) 904-4635  
phyllis\_moody@mcgraw-hill.com

**REPRINT MANAGEMENT SERVICES**

(800) 360-5549 x129  
architecturalrecord@reprintbuyer.com

**XVIII EXPOSICIÓN INTERNACIONAL DE EDIFICACIÓN Y VIVIENDA**




**...la Exposición  
17 - 21 / OCT.  
Ciudad de México  
Centro Banamex**

martes 17 a viernes 20 13:00 a 21:00 hrs. / sábado 21 11:00 a 20:00 hrs.  
Acceso hasta una hora antes del cierre / Sólo mayores de 21 años



**CENTRO IMPULSOR DE LA CONSTRUCCIÓN Y LA HABITACIÓN, A.C.**  
www.expocihac.com.mx ■ expo@cihac.com.mx



**Lumicor®**  
architectural resin panels

Mardi Gras Spun  
Metallics Collection

1.888.LUMICOR | www.lumicor.com | sales@lumicor.com

**CIRCLE 106 ON READER SERVICE CARD OR GO  
TO ARCHRECORD.CONSTRUCTION.COM/PRODUCTS/**

# AR Past and Present



## Inside the Wall (House 2)



From the pages of ARCHITECTURAL RECORD 2001

**John Hejduk's legendary Wall House 2, designed in 1973, and built in Groningen, Holland, in 2001, now accommodates an artist-in-residence program where artists explore its interior spatial qualities.**

**H**istorically, the wall marks the threshold between interior and exterior. John Hejduk, however, confounded this model. In Wall House 2, the late architect envisioned the wall not as a means of dividing space, but rather as the space itself.

In diagram, the house is composed of two walls, with a long wall doubling as a corridor intersecting with an exaggerated concrete "front" wall. The three-story curvilinear living spaces project outward from this flat plane, while an elevated study is extruded from the corridor wall on its opposite end. In moving around the interior, the resident (or visitor) must repeatedly pass through the front wall, while staying within the corridor wall.

This constant negotiation of the boundary calls into question the concept of the interior, for it is the interior that lies on either side of the house's front wall. Passage through the front wall no longer indicates entry or exit, but rather provides the nebulous architectural experience of being in a wall.


Originally designed for Hejduk's fellow Cooper Union faculty member, landscape architect Ed Bye, the Wall House remained purely conceptual for almost 28 years, until it was built speculatively in 2001 by the Dutch firm BAM. The house lingered on the market until 2004, and then was sold to an art foundation, which established an artist-in-residence program there. When the house was published in 2001 [RECORD, November 2001, pages 150–55], the interior had been left incomplete, with rough concrete floors, a lack of wall finishes, and no utilities. Now Otonomo Architects of Groningen, in collaboration with the late architect's daughter, Renata Hejduk, has completed the interiors, adhering to Hejduk's original plan for white walls and gray floors (in contrast to his polychromatic exterior).

Artists stay in the house for three months and exhibit their work there. The program's inaugural exhibition, held in winter 2006, by Javier Marchán (inset, top), explores Hejduk's spatial proposition. The artist gives the surface of the wall a three-dimensionality that underscores its deployment as an architectural experience, not as an inert tectonic element. *John Gendall*

Through October 25

WITNESS THE FUTURE OF ARCHITECTURE

**ZAHA HADID**



Zaha Hadid Architects, Phaeno Science Center,  
Wolfsburg, Germany, 1999-2005. Photo © Werner Huthmacher

# Guggenheim MUSEUM

5th Ave at 89th St  
Sat – Wed 10am – 5:45pm  
Fri 10am – 7:45pm

Information 212 423 3500  
Buy Advance Tickets at  
[guggenheim.org/hadid](http://guggenheim.org/hadid)

This exhibition is made possible by



**Oldcastle Glass®**

*Where glass becomes architecture™*

AIA Members are invited to  
view the exhibition at no charge  
as guests of Oldcastle Glass.  
Visit [www.oldcastleglass.com](http://www.oldcastleglass.com)  
for details.

CIRCLE 107 ON READER SERVICE CARD OR GO  
TO [ARCHRECORD.CONSTRUCTION.COM/PRODUCTS/](http://ARCHRECORD.CONSTRUCTION.COM/PRODUCTS/)

**HAWORTH®**  
change by design

See the new Compose™  
furniture system – and other  
products and solutions –  
that help make workspaces  
great spaces.

Visit our new Washington,  
D.C. showroom or any of  
the other Haworth locations  
around the world.

[www.haworth.com](http://www.haworth.com)  
866.833.4343

great spaces.