




\$3.95/\$4.95 Canada

Old-House Journal

RESTORATION TECHNIQUES

JULY/AUGUST 1990




 CARING • FOR
Old Porches


*****5-DIGIT 94401
 302612 WBE 0014E096 M/J 04C9
 KEITH WEBER BALO 93
 14 S ELDORADO ST #CR 3235
 SAN MATEO CA 94401-3235



07

TO THINK WE USED TO COME UP HERE ONLY TWICE A YEAR.





A forgotten attic can really take shape with the help of a few windows.

Especially when you start with our new 128-page book, "Enlightened Remodeling with Andersen® Windows & Patio Doors."

It's a terrific tool for creating beautiful light-filled rooms, because it covers everything from the basics to the finishing touches. And we mean everything.

Like garage and attic conversions. Split-level and ranch expansions. Or if you'd like to see five ways to enlarge a two-story and five more to stretch a story and a half, just send for the book.

It's available only from Andersen. To get your copy, visit your Andersen window dealer or send \$6.95 with the coupon. To find your nearest dealer, see the Yellow Pages or call 1-800-426-4261.

That old attic may have more in store for you than you think.

Come home to quality.
Come home to Andersen.®



Send to Andersen Corp., Box 12, Bayport, MN 55003
 Enclosed is \$6.95 for "Enlightened Remodeling."
 Send me free literature. I plan to build remodel replace.

Name _____


Address _____

City _____

State _____ Phone (____) _____

Zip _____

196-0790





MAKE HISTORY ONCE MORE.

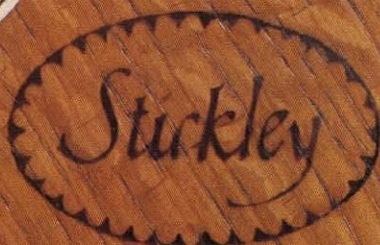
From the original patterns of Gustav and L. & J.G. Stickley, the Stickley Company re-issues their historic Mission Oak furniture. Representing the best of the American Arts & Crafts Movement, Stickley Mission Oak revives structural honesty, simplicity and quality of design. Its quarter-sawn white oak is durable, solid and alive with vigorous grain character in a choice of two finishes. More than fifty pieces, for dining room, bedroom and occasional use, will bear the 1917

Stickley Shopmark in brass with Stickley's current brand. They stand ready to make history once more. For the name of the Stickley dealer nearest you call (315) 682-5500. To order your Mission Oak catalog send \$5.00

to:

L. & J.G. Stickley, Inc.,
Stickley Drive, P.O. Box 480,
Manlius, NY 13104-0480.

Stickley
The Mission Oak Collection



Shown above:
Oak Tall Case Clock,
Original Catalog No. 86; Oak
Bent-Arm Spindle Morris Chair,
Original Catalog No. 369.

Old-House Journal

Vol. XVIII No. 4


July/August 1990



page 47



page 41



page 58

—❖❖❖ Caring For Old Porches ❖❖❖—

The Story of Porches

by Jeffrey Wilkinson

30

Before the sputtering automobile took over the street, the American porch was a social institution as well as an architectural statement. Here's its history

How to Build Porch Piers from Fiber Tube Forms

by John Leeke

38

When a porch restoration extends to the foundation, consider building concrete piers using tube forms, to save on materials and installation time

Restoring a Period Porch

by Jerry Trescott

41

Photographic evidence played a big part in determining how to rebuild a circa-1840 porch in Maryland

Reviving Old Railings

by Gordon Bock

45

Expert techniques for replacing and reinforcing damaged porch rails and balusters

—❖❖❖ Features ❖❖❖—

The Prairie School

by James C. Massey and Shirley Maxwell

47

The uniquely American architecture that defined the early-20th century continues to influence designers today

Greek Revival Tragicomedy

by Ruth Mossok Johnson

53

In this drama of old-house living, moving a circa-1840 farmhouse took much more than just getting the building up on wheels

continued on page 4

Cover: A view down the 50-foot-long portico of an 1859 Greek Revival in Covington, Georgia.
Photo by Joseph E. Patrick Jr.

—❖❖ Departments ❖❖—

Editor's Page	6
<i>"Let's go sit on the stoop"</i>	
Letters	8
<i>New sources for architectural salvage and advice on window-sash colors</i>	
Restorer's Notebook	18
<i>A simple method for prying stubborn nails</i>	
Outside the Old House	20
<i>The glory of the Victorian window box</i>	
Ask OHJ	24
<i>Staircase-repair techniques and remedies for rising damp</i>	
Who They Were	26
<i>Greene & Greene, masters of the California Bungalow</i>	
Old-House Mechanic	58
<i>The right jacks for the right jobs</i>	
Restoration Products	62
<i>Picket fences, screen doors, Craftsman rugs and curtains</i>	
Historic House Plans	66
<i>Cottage and farmhouse blueprints you can order</i>	
Restoration Services	74
Emporium	76
Products Network	84
Advertisers' Index	87
Remuddling	88
<i>A victimized verandah in Sullivans Island, South Carolina</i>	
Vernacular Houses	90
<i>Pensacola Creole Cottages</i>	



EDITOR AND PUBLISHER **Patricia Poore**

EDITORIAL DIRECTOR **Suzanne La Rosa**
SENIOR EDITOR **Gordon H. Bock**
PRODUCTION EDITOR **Cole Gagne**
ASSOCIATE EDITOR **Jeffrey Wilkinson**
EDITORIAL ASSISTANT **Lynn Elliott**

CONTRIBUTING EDITORS **John Leeke**
 Sanford, Maine
J. Randall Cotton
 Philadelphia, Pa.
Jonathan Poore
 Gloucester, Mass.

CONTRIBUTORS **James C. Massey & Shirley Maxwell**
 Strasburg, Virginia
Scott Kunst
 Ann Arbor, Michigan

ART DIRECTOR **Marshall Moseley**

OFFICE MANAGER **Julie E. Stocker**
CUSTOMER SERVICE **Jeanne Baldwin**
ASST. TO THE PUBLISHER **Brian Jacobsmeyer**

CIRCULATION DIRECTOR **Rosalie E. Bruno**

ADVERTISING DIRECTOR **William J. O'Donnell**

NATIONAL SALES MGR. **Becky Bernie**
ADV. PRODUCTION MGR. **Ellen M. Higgins**

PRODUCTION ASSISTANT **Joanne Orlando**
SALES ASSISTANT **Annemarie Mullan**

OLD-HOUSE JOURNAL
 ISSN 0094-0178 Published bimonthly for \$21 per year by Old House Journal Corporation, 435 Ninth Street, Brooklyn, NY 11215.
 Telephone (718) 788-1700. Subscriptions in Canada \$29 per year, payable in US funds.

Subscriptions 800-888-9070
Subscription service 800-234-3797
Back issues 718-788-1700
 (\$4.95 per copy if available)
Advertising 508-283-4721

Second-class postage paid at Brooklyn, New York, and additional mailing offices. POSTMASTER: Send address changes to Old-House Journal, P.O. Box 58017, Boulder, CO 80322-8017.

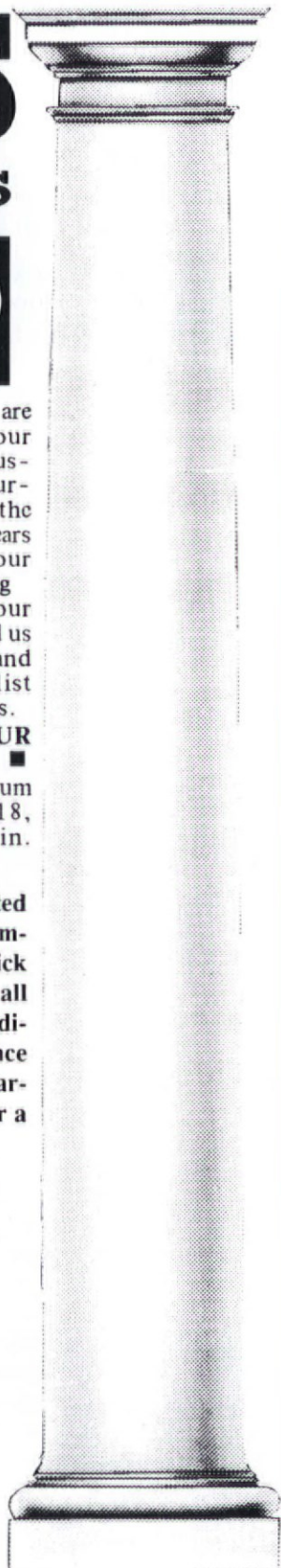

We are happy to accept editorial contributions to the Old-House Journal. Query letters that include an outline of the proposed article are preferred. All manuscripts will be reviewed, and returned if unacceptable. However, we cannot be responsible for non-receipt or loss — please keep copies of all materials sent.

Printed at the Lane Press, South Burlington, Vermont


©Copyright 1990 by Old House Journal Corporation.
 All rights reserved.

the standard of quality since 1860

SCHWERD'S wood columns



No. 140 Scamozzi



No. 141 Roman Ionic



No. 142 Greek Ionic

COLUMNS

— Schwerd columns are durable. Our 100+ years of experience in manufacturing wood columns has proven that the durability of a wood column depends upon the strength of the joint and the quality and thickness of the wood.

Schwerd column construction was developed to meet each specific requirement. The wood is the highest quality, thoroughly seasoned Northern White Pine. The pride of craftsmanship and skilled techniques acquired by 100 years of specialized experience is applied. The resulting product is a "Schwerd Quality Column" specified by architects with complete confidence. Both standard and detail columns can be furnished from 4 in. to 50 in. in diameter and up to 35 ft. in length with matching pilasters.



No. 150 Roman Corinthian



No. 152 Temple of Winds




No. 144 Modern Ionic

If you are one of our old customers during the many years since our beginning in 1860, you know our product; if not, send us your inquiries and orders and join our list of satisfied customers.

■ SEND FOR OUR FREE CATALOG ■

Schwerd's complete aluminum bases for 8, 10, 12, 14, 16, 18, 20, 22, 24, 26, 28, and 30 in. dia. columns.

Schwerd's - Aluminum ventilated plinth and aluminum turned member base are manufactured of thick metal and are recommended for all exterior columns in the above diameters to provide a maintenance free, seamless base which is guaranteed against deterioration for a lifetime.



A. F. SCHWERD MANUFACTURING COMPANY
telephone: 412-766-6322
3215 McClure Avenue Pittsburgh, Pa. 15212

“...let's go sit on the stoop.”

The big thing in Brooklyn isn't the porch, it's the front stoop. The word is a corruption of the Dutch term for “step,” and it's where we sit when we don't want to be inside but we're not really going out, when we're looking for the transition between busy day and family time, when it's just too damn hot on a summer night and the rustling leaves beckon us to sit, with a cold gin and tonic, looking for whatever breeze might come along before it's time to go to bed.

Years ago, in the country, I lived in a house called Salamovka. It was a neglected house, ceded under pressure by private owners to a reluctant park service, and already in very bad repair. I have rich memories of these summers, and most of them are of time spent in the messy farmhouse kitchen and on the porch.

The porch was wide, running the full length of two sides of that big, big house, an outdoor room that could legitimately be called a verandah. Another porch (too rotted to use) was on the shady side of Salamovka, and there was a plain, rail-less deck on the back.

The porch roof leaked buckets, of course, and balusters were missing by the running foot, but there was so much porch it didn't seem to matter. From the front porch we'd watch the weather gather in a valley at the bend in the river. Even with the

leaks, we felt safe enough to stay there through violent August thunderstorms. The porch was a passage-way between front hall and kitchen, library and dining room — an outdoor corridor that smelled of honey-suckle and that went around, not through, the occupied rooms. The side porch was the place to haul



sweet corn out of the kitchen, sit on the stair listening to the *screeek* and *thwack* of the screen door and shuck the corn. Youngsters could join in too because it didn't matter if silk got all over the place; you were outdoors. But it felt sheltered, and I could keep an eye on the stove.

Comfortable habits stay with us, even as life changes. In the years since those summers, I've been sitting on the stoop. In daylight hours,

stoop-sitting is a social commitment, reserved for weekends. Neighbors get a good look at you, you see the new puppies, read your book with the yelps of neighborhood kids as background. People are more sociable toward us since we got a dog; they stop to comment or pet him through the fence. And in this work-centered, private era when social announcements are quaint niceties of the long-ago past, only our stoop-sitting will announce our baby's arrival (just in time for the autumn leaves).


I like my stoop a lot but I still wish I had a porch. It wouldn't have to be fancy, but I've been without one so long, if I had one now I'd probably dress it up, buy some wicker chairs and hang potted plants. I wonder about the front porches I see that people don't use, that they let rot away. How can they resist the deepening sky at twilight, the household talks that stay calm when they're mur-

mured outdoors, the moonlit quiet on a sleepless night? Don't they know what they're missing?

Some people blame the automobile for the demise of the American front porch. I have a different idea.

We didn't have a television at Salamovka.

Justicia Stone



Up To
20% Off
1st Order

ANTIQUE PLUMBING SUPPLIES FOR THE ENTIRE HOME

Mac The Antique Plumber carries the best and largest selection of antique plumbing supplies in the world... and other places, too! Our catalog features over forty pages of plumbing supplies including leg tub shower enclosures, high and low tank toilets, sinks, and a variety of bathroom accessories; seven pages of lighting fixtures; nine pages of hardware; and, eight pages of garden decorations. In all, over 1200 different products are featured in our full-color 72 page catalog.

Forget the rest, we're the best.

We will match or beat any advertised price, guaranteed.

MAC™ ANTIQUE PLUMBER™


885 57th Street, #0HJ Sacramento, CA 95819
(916) 454-4507

Catalog \$6 (Refundable on first order)

HAVE A CEILING YOU CAN LOOK UP TO

21 PATTERNS AVAILABLE
VICTORIAN TO ART DECO

2'x4' Sheets For Easy Handling
Shipped Anywhere




TIN CEILINGS

Send \$1.00 for Catalog to:
CHELSEA DECORATIVE METAL CO.
9603 Moonlight Dr., Dept. O-A
Houston, Texas 77096
Questions: 713-721-9200

Fine Homebuilding

Straight talk about building and remodeling houses...



from people who know.

Fine Homebuilding



The only home-building magazine where professional builders and active homeowners get together. *Fine Homebuilding* covers the whole field of residential construction.

- Fundamental frame carpentry
- Trim and finish carpentry
- Floors and walls
- Concrete and masonry construction
- Tools and materials
- Houses on a budget
- Environmental impact concerns
- Energy-efficient designs
- Historic home preservation

Fine Homebuilding brings its readers the kind of in-depth, technical information they'll find nowhere else. In addition to six regular bimonthly issues, each Spring we bring you our annual issue on unique homes, *Houses*. *Fine Homebuilding* gives you the information you'll need to get the job done right.

Try a risk-free subscription to *Fine Homebuilding*. It may just be your most useful tool. A full year (seven issues) is just \$26.00. Fill out the coupon below or call our toll-free number 1-800-888-8286. We guarantee satisfaction, so you have nothing to lose.

PHAR

Act Now... Save **\$8.65** off the regular newsstand price

Please enter my risk-free, one-year subscription to *Fine Homebuilding* for just \$26 (\$30 for a foreign subscription). If I'm not completely satisfied, I understand that I can always cancel my subscription at any time and receive a full refund.

Name _____

Address _____ City _____

State _____ Zip _____

Please bill me Check enclosed MasterCard Visa Am Ex
I am: 1. a homeowner 2. a professional builder 3. an architect 4. other

Charge Card # _____

Signature _____ Exp. Date _____

Please make checks out to **The Taunton Press**. U.S. funds only.
Send this coupon to: **The Taunton Press**, 63 South Main Street, P.O. Box 5506, Newtown, CT 06470-5506. Or, call our toll-free customer service number, 1-800-888-8286.

Nutting Doing

Dear OHJ,

I know, I know, I am behind in my reading. But I just finished the July/August 1989 issue, and imagine my surprise when I saw an article on Wallace Nutting [*"Who They Were"*]. Two of my paternal grandmother's sisters were "Nutting girls" who colored his pictures. My father has pictures Nutting painted, which used my great-aunts as models. What fun to see an article on him!

— Tomi Fay Forbes
Cedarburg, Wis.

Tower Update

Dear OHJ,

After sending my letter concerning the design of the ogee tower roof of our 1886 Queen Anne [*"Ask OHJ," May/June 1990*], we were able to locate an old photograph of our house. We date the picture at approximately 1896 because the little girl in the foreground was born in 1889, and she appears to be about seven years old. Although the top of the tower is obscured by the direct sunlight shin-

ing from behind the house, its original design is clearly visible. Contrary to speculation, there never was a cornice separating a distinct roof from the tower side walls. Instead, the tower was built as one continuous field of cedar shingles with cut and woven corners. To restore the tower, our contractor will have to steam the shingles and bend them to conform to the curved shape of the roof.

We would appreciate hearing from *OHJ* readers who know of any similar towers that exist. Our present problem is how the tower should be stained or painted in relation to the rest of the house. Leaving the shingles bare would be unattractive (at least for several years until they age). Painting the tower to match, say, the third-floor dormer will create a maintenance problem. Staining the tower will set it off from the rest of the house in a way that just may not work. We'd like the tower to appear to belong to the rest of the house, not to stick out like a sore thumb.

— Richard L. Alfred
Newton, Mass.

Ivy Alert

Dear OHJ,

I would like to amend an answer you provided in the "Ask OHJ" column of your March/April 1990 issue. Your reply to Mildred L. Mavousik concerning ivy growth on masonry may be basically true for newer masonry, but it is not necessarily true of all masonry, particularly the old kind.

I restore cobblestone masonry structures that generally date from the early through mid 1800s. The mortars then utilized in construction were soft lime mortars. Although strong, this type of mortar is more susceptible to ivy damage than newer mortars. If the ivy has anchored into the mortar already and is left on the wall, there will inevitably be extensive damage. Fracturing begun by the ivy allows increased damage from water intrusion, and that damage opens new areas for the ivy to anchor. Once the process has begun, it can be stopped only by removing the ivy and repairing the mortar.

The bottom line is this: Ivy may look nice, but *get it off your walls*.

— Bruce A. Midkiff
Albion, N.Y.

Salvage(rs) to the Rescue

Dear OHJ,

I enjoyed your article on architectural salvage in the March/April 1990 issue. It will help people realize the importance of saving old building parts.

My husband and I have an architectural-salvage store in Wausau, Wisconsin. We've been open for seven months now and have made a big impact on salvage in our area. People travel from far and near to see what we have. Some say our shop is like a museum.

There are a few people who get offended by our store — they feel we only destroy old buildings for the salvage. That's not true: My husband also owns Masters Restoration, a firm

continued on page 10



An old photo sheds new light on the character of the Alfreds's tower.

VICTORIAN FIREPLACES

FOR NEW OR HISTORIC HOMES · BY **Fourth Bay**




Finest handmade cast iron fireplaces and tile imported from England. Three models available. Fits into historic masonry fireplaces or

available as a "factory built fireplace". Burns wood, coal or gas.

Fourth Bay
10500 Industrial Drive
Garrettsville, OH 44231
(800) 321-9614
(216) 527-4343

THE ART OF GOBELIN TAPESTRIES



NEW ENGLAND WOODTURNERS

203-776-1880
since 1976

*"...we're turning your
world just a
bit nicer..."*



HAND WOVEN IN FRANCE

*Shown above "The Swing"
and "Indiscretion"—originals
by Fragonard during the
period of Louis XV and
Louis XVI.*

TAPESTRIES • BELL PULLS • PILLOWS

For Color Brochure:
Chadsworth Incorporated
P.O. Box 53268, Dept. 3
Atlanta, Georgia 30355
404/876-5410

Brochure \$2.00

continued from page 8

that specializes in buying and restoring old structures. He even goes as far as to move them in order to preserve them.

Thank you *OHJ* for remembering we salvagers who care!

— Kimberly Kearns
Kimberly's Old-House Gallery
620 Third Street
Wausau, WI 54401

Dear *OHJ*,

I enjoyed the March/April *OHJ*, as I do every issue. The feature on architectural salvage was of interest to me as I maintain a 2,000-sq.ft. warehouse of parts as a sideline of the restoration business. As you listed two other suppliers in central New York, I thought I should let you know of our existence, too.

We live in what we sometimes feel is the armpit of preservation, because

we lose most battles to save what's left of our architectural heritage. This trend shows no signs of ceasing, as the city of Syracuse recently instituted a "no review" demolition-permit policy. Often these buildings are lost with little or no regard for salvage. We are currently involved in a battle to save the circa 1820 home of one of the founding fathers of the city.

— Jeff Finch
Golgotha Restoration Services
8619 E. Genessee Turnpike
R.D. 2, Mycenae
Fayetteville, N.Y.

Authors' Query

Dear *OHJ*,

Elizabeth Pomada and Michael Larsen, the authors of the four *Painted Ladies* books, are writing *The Painted Ladies Guide to Victorian California*.

The guide will include B&Bs, tours, shops, classes, museums, outstanding houses and neighborhoods, restaurants, auction houses, organizations, and suppliers of goods and services who specialize in Victorians.

Please send names, addresses, phone numbers, and, if possible, color photos to Elizabeth Pomada, 1029 Jones St., San Francisco, CA 94109, or call (415) 673-0939 after July 10. Those who make suggestions will be acknowledged in the book.

— Michael Larsen
San Francisco, Calif.


Salvage Success

Dear *OHJ*,

I did so much enjoy your article "Architectural Salvage to the Rescue." I have "salvaged-up" my 1905 house and have it very close to finished.

continued on page 12

The traditional roof that's never out of style!



The "tin" roof (it's actually terne metal)... the right choice for your new or remodeled house

Throughout American history, the "tin" roof has played a major role in architecture. Jackson's Hermitage, Monticello, the Smithsonian Institute, Washington's Union Station, plus many notable residences, are roofed with tin—actually terne metal manufactured by Follansbee Steel.

The terne roof is still making history. Because of its longevity and traditional, simplistic beauty, owners of older homes are replacing original terne roofs with new ones, gaining a

promise of many decades of trouble-free service. Architects, recognizing these same qualities and terne's design flexibility, are specifying terne for many modern residential and non-residential structures.

Terne will fit in well with your roofing plans whether your house is new or in need of a roof replacement—a traditional styling that seems never to lose its beauty or its permanent place in American architecture.

The old "tin" roof...

...that's what it has been called since the early settlers brought it to America. Its proper designation is TERNE, a steel sheet coated with an alloy of 80% lead and 20% tin. On the roof, it can be formed as standing seams, batten seams, or in a bermuda style. Follansbee also produces TCS, a stainless steel sheet coated with the same alloy of lead and tin.

For more information, call us toll-free
800-624-6906

FOLLANSBEE
FOLLANSBEE STEEL • FOLLANSBEE, WV 26037
FAX 304-527-1269

Cartouches
Friezes
Centerpieces
Brackets

Niches
Cornice
Grilles
Mouldings



We offer over 1500 handcrafted plaster ornaments for the building industry. Custom reproduction is also available.



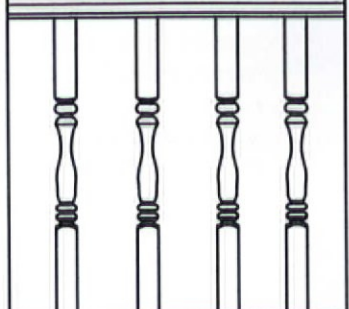
The Fischer & Jirouch Co.
4821 Superior Ave.
Cleveland, OH 44103

Bus. Tel. (216) 361-3840
FAX Tel. (216) 361-0650



Victorian Gingerbread

Porch Posts, Rails
Newels & Balusters
Choice of 3 Species!
**REDWOOD
CEDAR &
CCA TREATED**



(800) 423-6589

P.O. BOX 2220
INDUSTRY, CA 91746

mansion industries, inc.

SHUTTERS from New Orleans

Made NEW to your specs.
Made the old-fashioned way-
by hand. Made to last!

The Bank makes new shutters on machinery that's probably older than your grandfather. Our shop is chock full of just about any architectural treasure you can name: doors, old shutters, mantel-pieces, old hardware etc. Please write; we have what you need.

'THE BANK
ARCHITECTURAL ANTIQUES

1824 Felicity Street
New Orleans, LA 70113
Phone 523-2702
Toll Free 1-800/2-SHUTTER

Mike Wilkerson, Prop.

The professional answer to your toughest restoration problems.

Wood Restoration System



This rotted - and irreplaceable - woodwork...



...can be easily and permanently restored.



An unprecedented advancement in the regeneration of rotted, damaged or even missing wood. Not a wood putty, but unique, specially formulated compounds that consolidate and replace rotted or missing wood with unmatched workability and performance.

LiquidWood[®] deep-penetrating consolidant rebuilds and waterproofs wood by hardening after penetration. Brush or pour on. Renews crumbling, rotted wood to original strength and hardness.

WoodEpoxy[®], the most versatile, high-strength, no-shrink adhesive paste, filler and wood substitute. Can be shaped, sanded, colored, stained, painted, sawed and even nailed. Far more durable than any other wood repair method. The new standard in wood restoration.

Widely used by national restoration centers, museums, architects and contractors, the Abatron system is ideal for building and antique restoration. Irreplaceable structural and decorative parts can be easily restored. Requires only simple hand tools to apply. Packaged in 5-can kits consisting of **LiquidWood A and B**, **WoodEpoxy A and B**, and **Abosolv** solvent, in 5 pint, 5 quart and 5 gallon sizes. For a free brochure, contact:



ABATRON, INC.

33 Center Drive, Dept. OHJ
Gilberts, IL 60136
(708) 426-2200 Fax (708) 426-5966

continued from page 10

People laughed at my "half-a-house in the garage," but for each stage of my restoration, I had what I needed to do it authentically. I bought doors, door frames, hardware, sinks, lavatories, windows — you name it — from sales, shops, and our local salvage yard. My doorbell came from the Saffay House. The built-in bookcase in my study was built in in the Porter Mansion; it cost me \$5 and looks as if it has always been where I have it. (The back was coped to fit the baseboards there, and it fits perfectly here!)


By having parts of razed houses serving a second life in our home, they gain some ongoing usefulness, suit my house far better than reproductions, and in most cases were bargains to boot.

— Catherine Cline
Jacksonville, Fla.

Odd-House Journal

Dear OHJ,

Here are a couple of houses near the water (and 2400 miles apart).



Houses near the water can be a little different. . .

The boat-become-house is located north of St. Ignace, Michigan, beside a large bay in northern Lake Huron. Most likely a fishing boat, it has been modified with a shed addition on the starboard side. The second example is from the Florida Keys. Being within a quarter mile of the ocean, the house is raised so hurricane-inspired waters can flow beneath. (The carport below keeps the hot sun off the car.)

Both houses show respect for user identity and the budget (no jumbo mortgages).

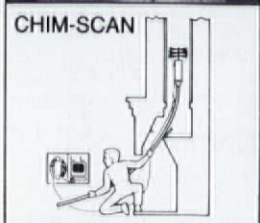

— Don Price
Ann Arbor, Mich.
continued on page 14

Residential • Commercial • Industrial

CERTIFIED CHIMNEY SWEEPS I N C. IN TRI-STATE AREA

NY (212) 724-9411 • NJ (201) 478-7718 • (800) 479-7722 (NJ only)

"Complete" Fireplace and Chimney Restoration Specialists



- Fireplace's Cleaned • Violations Corrected
- Lining (all types) • Rebuilding • Repairs
- New Construction-Fireplaces • Chimneys • Fire Boxes
- "Chim-Scan"-Close Circuit T.V. Inspection System
- Dampers • Chimney Caps
- Consultations & Planning
- All Work Guaranteed • Fully Insured

TRI-STATE CHIMNEY SWEEPS

10 FIRST ST., LODI, N.J. 07644

NY (212) 724-9411 • NJ (201) 478-7718 • (800) 479-7722 (NJ only)

Member National Chimney Sweep Guild • Over 28 Years Serving the Tri-State Area

Quartersawn Clapboard Siding

Quartersawing produces a vertical grain clapboard.

- Twists and warps less
- Wears more evenly
- Bonds paint and stain better

Also featuring...

Olympic's Machinecoat™
Exterior Finish
for all types of siding.

Allows priming or finishing prior to installation with 10 year warranty:

- Crack, Peel and Flake Resistant
- Washable
- Non-Yellowing
- No Chalk Washdown
- Paint Film will not Erode

Granville Manufacturing

Company, Inc. • Est. 1857

Granville, Vermont 05747

802-767-4747

Call or Write for Free Brochure



BATHTUB, SINK & TILE REGLAZING

THE IDEAL SERVICE BUSINESS
A UNIQUE OPPORTUNITY

- high profit/low overhead
- extensive training program
- no franchise royalty fee
- exclusive territory
- operate from home
- ideal family business
- unlimited market
- investment: \$24,500

For more information and a free brochure,
Call 1-800-332-7397
International 602/722-9718

or write

perma glaze

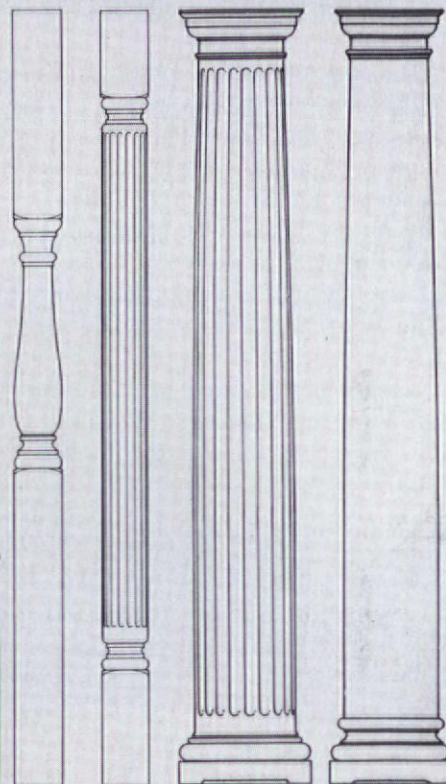
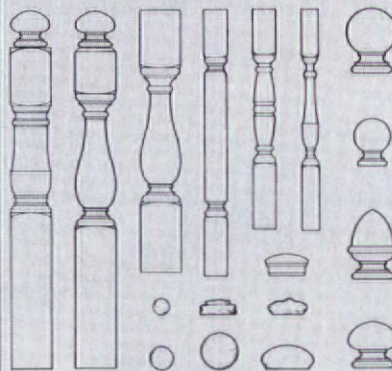

1200 N. El Dorado Square, Suite A-110
Tucson, Arizona 85715

24 Page Catalog

ARCHITECTURAL MILLWORK 6.9/Pa

PAGLIACCO

Catalog of Wood BALUSTERS NEWEL POSTS PORCH POSTS RAILINGS COLUMNS CYLINDERS & CUSTOM TURNING



PAG 3

Our catalog shows a complete range of architectural turnings. All products incorporate design authenticity, skilled craftsmanship and quality materials.

VICTORIAN TURNINGS & MILLWORK

Designs are based on manufacturers' catalogs from 1870 to 1920.

CLASSIC COLUMNS

Accurately reflect the Greek & Roman orders with true entasis & details.

CALIFORNIA REDWOOD

All products are available from decay & termite resistant clear-heart Redwood. Interior turnings are available from Oak & Mahogany.

For your catalog, send \$6 (no charge to designers, builders & dealers when requested on Company letterhead).



P.O. Box 225
Woodacre, CA 94973
Telephone:
(415) 488-4333

continued from page 12

Correction

Cupolas from the Webb Manufacturing Company are made entirely of wood, not high-performance plastic as was reported in the May/June "Restoration Products." Lowers are sold separately.

"Mystery Box" Explained?

Dear OHJ,

The curiosity pictured on page 24 of the May/June issue is known to me as a potato bin. I have lived in a number of pre-war apartments in Manhattan and Brooklyn, and my memory is that each of them had such a compartment. It was on the outside wall under the kitchen window. My mother always used hers to store potatoes — it was dark and cool most of the year — and therefore I use mine the same way. Onions were also stored in the "potato"

bin, for the same reason.

We now live in a 1926 house without a potato bin. Potatoes keep poorly in this house — there is no similar dark and cool spot.

— Sara Schoenwetter
Sunnyside, N.Y.

Dear OHJ,

I read with interest your reference to the "Mystery Box" that Mr. Kaplan found in his New York apartment. As a veteran of several pre-war apartments on Manhattan's Upper West Side, I have always found one of these boxes on an exterior wall in the kitchen, below the window — usually tightly sealed by numerous layers of paint. My belief is that the device is called an onion bin and is used for the storage of foods such as onions and potatoes, which keep best in a cool, dark place.

In the tiny kitchens I have had to work in, the extra storage space has been welcome. It's where you can always find my onions.

— Joseph Pierson
New York, N.Y.

Living Color

Dear OHJ,

Regarding the letter about paint color for window sash [*"Ask OHJ," May/June 1990*]: Although it is true that the normal practice in the Victorian era was to paint sashes dark, it was by no means universal. Light and sunshine were no great treats in the Victorian interior, as they badly faded the inside colors, which were not color-fast as they are today.

A dark sash also makes a house look closed up and dark — not great advantages today, since so many of

continued on page 16

**VICTORIAN
WALLPAPERS**

- Handprinted Borders, Friezes, Ceiling Papers & Coordinated Wall Fills.
- Available Directly from our Studio by Mail Order.
- In-house Design Service.
- Color Catalog with Binder: \$10.00

BRADBURY & BRADBURY
WALLPAPERS
P.O. BOX 155-C • BENICIA, CA. 94510
(707) 746-1900

**Restoration Glass will
change your view of history.**



Why are architects specifying authentic Restoration Glass™? Because it's *imperfect*.

Each sheet is made by craftsmen, using the original cylinder method. Yet this glass easily meets today's building codes. And it's available in two levels of distortion.

Once you've seen the difference Restoration Glass makes, no true restoration will look authentic without it.

For details call toll-free 800-221-7379.

In New Jersey: 201-471-1733.

Fax: 201-471-3475.

S.A. Bendheim Co., Inc.

61 Willett Street

Passaic, NJ 07055.

Bendheim



Ole Fashion Things

Plumbing Supply



San Francisco Lavatory
Plumbing Hardware • Bath Accessories
The Unusual in Plumbing Fixtures

Showroom Hours: Tues.-Sat. 10 a.m.-6 p.m.
402 S.W. Evangeline Thwy.
Lafayette, Louisiana 70501

Color Catalog: \$3.75
For Info: 1•318•234•4800
To Order: 1•800•BATH WORLD

VINTAGE WOOD WORKS

GREAT FOR THE COUNTRY LOOK

Victorian Gingerbread



- ✿ PLUS ✿
- Porch & Newel Posts
- Balusters
- Hand Railings
- Finials
- Shelves
- Window Cornices
- Gable Decorations
- Signs
- Victorian Gazebo
- &
- Much More!

Bringing Back Yesterday In Quality & Service™

Authentic Solid Wood Reproductions for Interior or Exterior.

Buy Direct & Save • SATISFACTION GUARANTEED • Prompt Shipment

50 pg. ILLUSTRATED

MAIL-ORDER

CATALOG

By Return Mail #2.

NAME _____

ADDRESS _____

CITY _____ STATE _____ ZIP _____

518 S. ADAMS, #1778, FREDERICKSBURG, TX 78624 512/997-9518

LOOKING FOR "INVISIBLE" STORM WINDOWS?

HERE THEY ARE!

Historic
Property Owners
Renovation Contractors
Commercial Buildings

You will see the energy savings
Not the Storm Windows

- Match Any Color
- Match Any Shape
- Inside or Outside Mounted
- Inside or Outside Removable
- Screen and Glass
- Fixed-Magnetic-Sliding-Lift Out
- Unlimited Possibilities**

ALLIED WINDOW, INC.

2724 W. McMICKEN AVENUE, CINCINNATI, OHIO 45214

(800) 445-5411 (513) 559-1212

FAX: (513) 559-1883

Where custom work is standard...

continued from page 14

us are fans of fresh air and sunshine. My clients all over the country constantly say they want their homes to appear light, warm, and cheerful.

I have become a great proselytizer for light-colored windows. Glaring white is not a good idea, of course, but a soft, light-valued hue used in a two-color frame/sash combination can maintain the Victorian feeling while keeping the house sunny, more open, and more convivial.

— James Martin
The Color People,
Restoration Graphics
Denver, Col.

Connecticut in Georgia

Dear OHJ,

We recently purchased this Queen Anne house located in Sonaraville, Georgia, outside of Fairmont. It was built in the 1890s (we think!). We

have been told that it is a replica of a house in Connecticut — the original owners sent architects to Connecticut to copy the house. We would love to

hear from *Old-House Journal* readers who are familiar with that home.

— Gwin Phillips
Fairmont, Ga



Chris Phillips with his Connecticut-come-to-Georgia Queen Anne.

WHEN IT COMES TO REPLACEMENT WINDOWS, CLOSE DOESN'T COUNT.



You need a window that doesn't fit like you need a hole in the wall. But if you have a non-standard opening, that's exactly what you get with most replacement windows. Instead of messing with fit kits and extenders, why not specify the brand of window that's made to order, so it fits exactly right, right from the start. Every Marvin window is carefully constructed by hand to your specifications, regardless of shape, size or style. Standard or custom. For more information about Marvin replacement windows, return the coupon below or call toll-free **1-800-346-5128** (In MN, 1-800-552-1167, In Canada, 1-800-263-6161).

Send to: Marvin Windows, Warroad, MN 56763

Name

Address

City State Zip

Phone

OHJ-8098-7

MARVIN WINDOWS
ARE MADE TO ORDER.



Plaster Washers



Now you can save and restore your plaster ceilings and walls for just pennies, as described in the October 1980 Old-House Journal.



Charles St. Supply Co.
54 Charles Street
Boston Ma. 02114

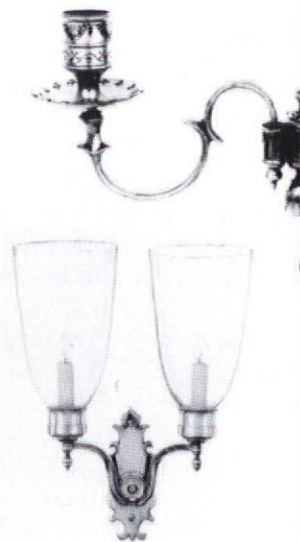



CALL: (617) 367-9046

Low prices - Fast delivery
Free screw tip with every order
Call in your order today!
Orders shipped within 24 hours
Next day delivery available
VISA and MasterCard accepted
10 doz. for \$10 - 21 doz. for \$20
Complete starter kits \$15.00 & up.

HISTORIC LIGHTING

REPRODUCTIONS FOR ALL RESTORATIONS



REPAIRS TO, OR COPIES OF,
YOUR METAL ORIGINALS.
Call or write for details and our FREE
MINI-CATALOG. Or send \$5.00 for
our complete catalog.

BALL and BALL
Finest Quality Reproductions
463 W. Lincoln Hwy.
Exton, PA 19341
(215) 363-7330

Your Award-Winning Source for Elegant Woodwork

- * Everything you need in Victorian gingerbread, turnings and carvings, only in premium grade solid hardwoods. Factory-direct savings.
- * Period Bars, Backbars, Servers, Ceilings, Seating, Gazebo Kits and accessories.
- * We'll build to your specifications or supply any or all component parts. Complete custom design services.
- * Interior/exterior restoration projects, Victorian to Ultra-Contemporary, our speciality.
- * Send for Catalog. Over 135 full color pictures of products and design ideas. \$4.50. Free if ordered on Company letterhead.



**Camberland
& Woodcraft Co.**
INC.




Expo Show
Blue Ribbon

Post Office Drawer 609

Carlisle, PA 17013 717/243-0063 Dept. 198

Toll free (outside PA) (800) 367-1884 FAX (717) 243-6502



Screen Doors

Authentically styled
or custom designed
with many trim
selections.

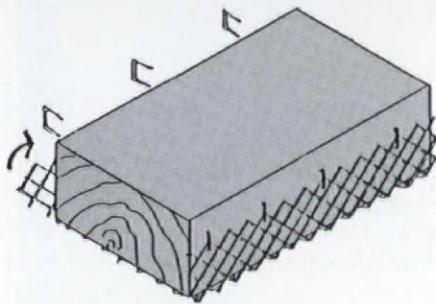
Plus

screen and storm
door combinations.

Office hrs. 8 AM to 4 PM Mon.-Fri. EST

Brick-Cleaning Tool

A useful tool for cleaning old mortar off exposed brick or taking down high spots in rough plaster can be made from a small block of wood (2×4 cutoff) and metal lath (the diamond-patterned stuff that always



A block of wood and some metal lath can become a useful tool.

seems to cut your hands). Carefully cut a rectangular piece of the lath to the same length as the 2×4 and about two inches wider. Bend the lath around the sides of the wood and fasten with small fence staples.

I found this tool more effective than a wire brush for cleaning brick, and it created much less dust. When I finished with it, I removed the staples and reused the lath to patch a hole in one of my walls.

— John Youger
Columbus, Ohio

Rub It the Right Way

To polish badly corroded and pitted old faucets and plumbing fixtures, I use auto rubbing compound. Vigorously apply the compound with a damp rag. For those hard-to-get areas, coat an old toothbrush, fish line, or string with the compound.

— Alwin F. Kaule
Hot Springs Village, Ark.

Newspaper Item

While repairing a floor I discovered an oldtimer's flooring-shimming technique: If your floor patch is low, fold a piece of newspaper to get whatever size and thickness you require. You're also leaving an interest-

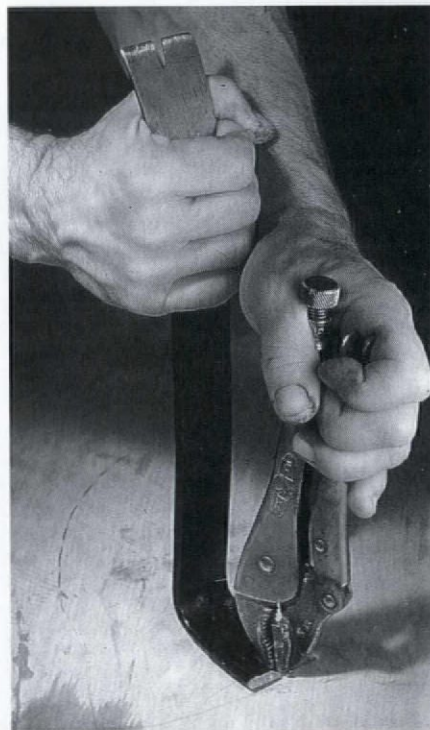
ing time capsule — after finding such a shim, I now know that our floors were installed in 1924.

— Dan Miller
Elgin, Ill.

Prying Nails the Easy Way

We wanted to restore our kitchen floor and began to tear up the added floors. (There were two layers of underlayment sandwiched between four finished floors.) After the dust had settled, we were left with several hundred nails protruding from the original maple floor. Pulling these nails with a hammer or a pry bar proved hopeless, as they broke from the bending action of the tools. Instead, we removed them by clamping vise-grips on each nail and prying on the vise-grip with a flat pry bar. This pulled the nails straight up without damaging the floor. Any broken nails were recessed with a nail set.

— Jerry and Terri Buser
Momence, Ill.



Pesky nails can be removed quickly, cleanly, and without strain by using a vise-grip and a flat pry bar.

Stencilling Tip

I wanted a stencilled border in my hall but couldn't stand on a ladder looking up for long periods of time. So I purchased plain wallpaper, laid it out on my ping-pong table, stencilled it, and then hung it.

— Genevieve Simmons
Nauvoo, Ill.

Bright Ideas

Here are some tips on the humble subject of light-bulb replacement.

If you're experiencing premature replacements in a particular fixture, it could be due to vibration, such as the constant slamming of a nearby door, or having the bulb located directly under a staircase or in a workshop with large power tools (drill press, bandsaw, etc.). The solution is to replace the dead bulb with one marked "Rough Service." These bulbs can be purchased at any automobile-supply house or at most hardware stores and are usually offered at 50, 75, and 100 wattages.

When a particular bulb is in an especially difficult location, where a great deal of effort and even some danger is required to change it, use a higher *voltage* bulb. Replace a 75-W./115-V. bulb with a 100-W./130-V. bulb. Such bulbs are usually obtainable only at electrical-supply houses, but they're worth the effort of locating them. The substitution will put less stress on the filament, thereby yielding a greater life cycle (although it will also have a bit less light output).

— Roger S. Apted
Milton, Wis.

TIPS TO SHARE? Do you have any hints or short cuts that might help other old-house owners? We'll pay \$25 for any how-to items used in this "Restorer's Notebook" column. Write to Notebook Editor, The Old-House Journal, 435 Ninth Street, Brooklyn, N.Y. 11215.



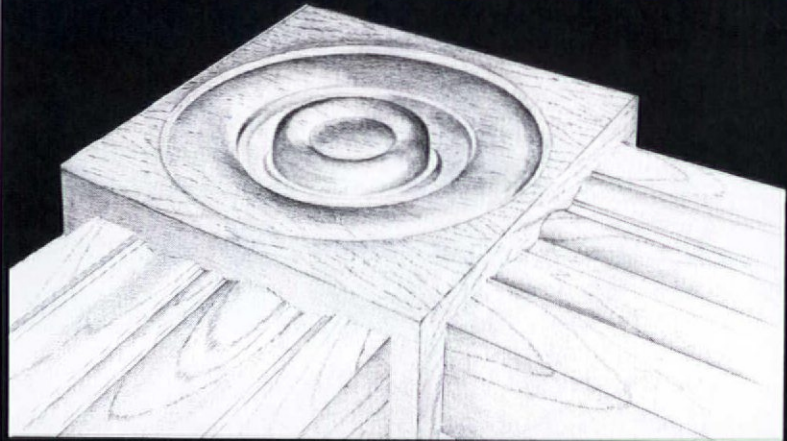
**STOP BIRDS
From
Dehabilitating
Your Cherished
Home.**

Nixalite stainless steel needle strips are an impenetrable barrier to birds, and practically invisible too. They give you an effective, humane way of ending bird nuisances and maintenance costs. Send for your free information packet today.



NIXALITE of AMERICA
1025 - 16th AVE - BOX 727 - DEPT OHJ
EAST MOLINE, IL 61244 - 309-755-8771
800-624-1189 - FAX 309-755-0077
SPECIALISTS IN BIRD CONTROL

VICTORIAN



RESTORATION PROFILES

Moldings / Rosettes / Trims
Custom Knives & Tooling For All Restoration Work

Made To Fit

Shapers ♦ Molders ♦ Planers

Approved Orders

3 Day Shipping



♦ MasterCard
♦ Visa
♦ C.O.D.

Counselor Profiles
1-800-635-6285 ♦ FAX: 201-848-9867

40 Lawlins Park
Wyckoff, NJ
07481-1443



Brass Light Gallery, 131 S. 1st Street, Milwaukee, WI 53204, (414) 271-8300 FAX: (414) 271-7755

BRASS CLASSICS

During the mid-19th century, when most U.S. cities were enjoying their youth, millions of

Americans left their rural homes to throng toward the great metropolises. Although cities could boast all sorts of cultural benefits, they were lacking in horticultural virtues. The new urbanites quickly began to long for Mother Nature.

For many city dwellers, the answer lay in a window garden, and so the exterior window box was born. The boxes reaped the benefits of unobstructed sunlight and also caught the cooling breezes. Decoratively, they did double duty. Residents gazing outdoors were presented with a pretty vista, and passers-by with "an agreeable change from the never-ending brick and stone of the city." So stated Peter Henderson, staunch supporter of the new method of planting, in *Practical Floriculture* (1879).

All city neighborhoods were bursting with flowering boxes. "Even the most squalid abodes of vice and poverty are often relieved by a miniature flower garden on the sill," wrote Peter Henderson. Window boxes were inexpensive gardens within reach of all economic classes. Although fancy boxes of unglazed terra cotta or cork were occasionally displayed, most Victorians planted homemade wooden boxes with a zinc liner that would be made to order by the tinman.

The basic box was approximately 4 to 5 feet long and 6 to 8 inches wide.

Of course, the lady of the house often employed her creative talents to improve upon the plain design. Rustic versions were the most popu-

lar, with split acorns, pinecones, and crushed seashells glued on the outside. Patterned oil cloth or fancy tiles were also often applied. But why

bother with the intricate handiwork when beautiful blossoms and foliage would surely cover the sides within a few short weeks?

Window boxes were planted with typical Victorian excess. Whereas the rule of thumb for modern gardeners is to limit a large window box to no more than three or four different plants, Victorians crammed their boxes full to bursting: Very often, 15 different plants shared the same box, with perhaps only one or two specimens representing each of the species.

In the 19th-century, gardeners leaned heavily on bulbs; hyacinths, tulips, jonquils, crocuses, and snowdrops often brightened sunny sills in spring. Yet many of today's window-box superstars began their careers before the turn of the century. Then as now, begonias, petunias, zonal geraniums (Victorians preferred the dwarf types), verbenas, alyssum, portulaca, lobelia, carnations, ivy, primroses, and nasturtiums were all highly recommended.

There were a few surprise attractions, such as creeping phlox, morning glories, feverfew, sedums, and passion flowers, with morning glories and passion flowers probably employed for only a limited engagement. But we might take a few cues from the Victorians. Nineteenth-century gardeners grew some perfectly appropriate plants such

as mignonette, tradescantias, and heliotropes, which are rarely used for

continued on page 22



WINDOW BOXES *Victorian Legacy*

"In arranging your plants, give heed to height and coloring," states the 1875 edition of Window Gardening

RUTLAND

If you need to patch, use the brand you can trust.

Rutland gives you the same built-in dependability that your grandfather trusted since the 1920's.

Wet or Dry Roof Cement

Brush or trowel on in the worst weather to stop water damage instantly. Excellent adhesion on wet surfaces.

Heavy Duty Roof Cement #4

A heavy duty patch that will hold and last. Apply with a trowel in warm weather for best results.

In cartridges, gallons and 5 gal. pails.

RUTLAND PRODUCTS
Rutland, Vermont 05702-0340





WORTHINGTON

LUXURY ARCHITECTURAL DETAILS

COLUMNS • NICHES
BALUSTRADING
MOULDING

1-800-872-1608




Catalog \$3.00

WORTHINGTON GROUP, LTD.

P.O. Box 53101

Atlanta, GA 30355 • 404-872-1608



Custom Manufactured AUTHENTIC COLONIAL WOODEN BLINDS

All of our blinds are made expressly for **Your** windows with a choice of any paint color or natural wood-tone.

We also manufacture **Traditional** and **Plantation** Shutters.

Call or write for Brochure and price.

DEVENCO PRODUCTS, INC.

Attn: Department OHJ 8.90

Box 700 Decatur, GA 30031

(404) 378-4597

(800) 888-4597



GEORGE WASHINGTON COULD HAVE WALKED ON THESE FLOORS. NOW YOU CAN, TOO.

Antique heart pine tongue-and-groove flooring, paneling and trim, taken from authentic colonial structures and remilled with the extraordinary attention to detail that only The Joinery provides.

Send \$5 for our full-color portfolio and price list or \$25, refundable with your order, for actual samples of 16 fine woods and the portfolio. Credit card orders accepted by phone.

THE JOINERY CO.

P.O. Box 518 • Dept. OHJ
Tarboro, NC 27886 • (919) 823-3306
To order our portfolio or sample kit call toll free 1-800-726-7463

HISTORY WORTH REPEATING



Request our catalog.



REJUVENATION LAMP & FIXTURE CO.

901-B N. SKIDMORE PORTLAND, OREGON 97217 (503) 249-0774

INTO THE PRESENT

Classic Decorator Wood Mantels.



Add elegance to a new or existing fireplace with a handcrafted wood mantel. 40 styles — from Louis XV to Williamsburg Colonial to Modern.

Readybuilt's line of mantels have 50 x 37½ in. wood openings for 36 x 30 in. fireplace openings. Special size mantel and tops are available.


Send for FREE brochure. Readybuilt Products, Dept. OHJ, 1701 McHenry St., Balto., MD 21223. (301) 233-5833 Weekdays 9-4:30

In addition to our wood mantels, we manufacture heater fireplaces, facings and gas/electric logs.


READYBUILT.
Keeping families warm for more than half a century.
continued from page 20


"As the boxes are usually too high to allow a close examination, and the sides soon become draped with drooping plants, an ordinary box... will answer as well as a more expensive one," according to Peter Henderson.

window boxes today but are certainly equal to the task. Many gardening books also urged gardeners to edge their boxes with *Lysimachia nummularia*, known as moneywort, which




Both small and large window boxes were pictured in *The Window Flower Garden* in 1901.

sent its round leaves showering down four feet over the edge of the window box.

Before a single flower was planted, the box was lined with an inch of charcoal to sweeten the soil and then filled with a stiff mix of loam, sand, leaf mould, and well-aged barnyard manure. (Manure was deleted if bulbs were to go in the box.) Next, the plants were slipped directly into the soil. Green moss was laid between plants to hide the unsightly brown dirt. If a gardener preferred leaving her plants potted in their clay containers, the window box was filled with sphagnum moss instead of soil, to prevent the plants from drying out too frequently.

Watering was a chore before indoor plumbing: One 19th-century gardening book warned that window boxes were known to dry out four times a day in the city heat. Gardeners were also urged to syringe their plants weekly to wash off the dirt and dust from the nearby streets — and, of course, to groom and prune plants regularly.

Window boxes were worth the work. After all, if a window box was well grown, the lady of the house had a bouquet at her finger-




A window box of hyacinths, tulips, and crocuses from *The Ladies' Floral Cabinet*, 1886.

tips throughout the entire season. And the city could come into full blossom as well.

CUSTOM DOORS

Which Offer Unlimited Possibilities



Let us work with you to create a personal, distinct entrance.

We build insulated doors of native woods with the highest standards of craftsmanship for beauty and durability.

Color brochure \$2

LAMSON-TAYLOR CUSTOM DOORS
5 TUCKER ROAD
SOUTH ACWORTH, NH 03607
603-835-2992

Don't let another
great opportunity

go down the drain!

**DTB
DOCTOR**

Fulfilling America's bathroom dreams!™
3927 ROBERTS ROAD MARTINEZ, GA. 30907

1-800-344-2085

RESTORATION

- Tub, tile, and countertop restoration or repairs without removal.
- Color changes for outdated tile and fixtures accomplished in place.
- Residential-commercial, industrial--Remodeling or new construction.

SUPPLIES

- The best values due to direct, nationwide delivery.
- Restoration supplies, whirlpools, fixtures, and accessories.

OPPORTUNITIES

- Tremendous business opportunities available.
- Venture out or expand your current services.
- Training programs provided.

**WE CAN STRIP A ROOM OF
PAINTED WOODWORK IN AN
8 HOUR DAY.**

and so can you!

with our
**PAINTBUSTER'S
ARCHITECTURAL
STRIPPER BRAND**®

A UNIQUE SYSTEM FOR STRIPPING LARGE
AREAS OF WOODWORK AS EASILY AS A
TABLETOP!

NOW FOR DO-IT-YOURSELFERS.

SEND FOR YOUR BOOK TODAY! DEPT. O.H.

- NON FLAMMABLE
- NON CAUSTIC
- FASTEST ACTING
- LIFTS PAINT
- PULLS STAIN
- REMOVES ALL WHITE "HAZE"
- DISSOLVES VARNISH IN MINUTES - STAYS DISSOLVED FOR HOURS
- WASHES AWAY IN WATER COMPLETELY
- WON'T DISSOLVE GLUE OR VENEERS
- SYSTEM ALLOWS TOTAL IN-PLACE STRIPPING, EVEN IN A CARPETED, FINISHED ROOM
- MONEY BACK GUARANTEE

**DO YOURSELF A
FAVOR; BEFORE YOU
BUY YOURSELF ANOTHER
GALLON OF HARDWARE
STORE STRIPPER OR
WASTE ANOTHER HOUR
HEAT GUNNING, SEND
FOR YOUR KIT TODAY!**

STARTER KIT:
1 gallon, brush,
book & samples.
ppd \$35

SERIOUS KIT:
5 gal., brush, scrub
brush, roll tape,
book \$145

ON SITE WOOD RESTORATION

138 WOOLPER AVE. CINTL., OH 45220
513-541-4545

SEND FOR OUR BOOK:

"HOW TO STRIP THE WOODWORK IN YOUR HOME" \$8.95

*Want to build
your own
Rumford fireplace?*

**Rumford
FROM A BOX™**

The Fairly-Easy-If-You're-Pretty-Smart™
Rumford Fireplace Kit

Just the thing if you're

- Rebuilding an Early American fireplace
- Converting a small Victorian fireplace
- Building a new traditional, tall and elegant fireplace
- Vastly improving a crummy old modern fireplace

Send for full-sized forms, instructions, and materials list.

Rumford FROM A BOX™ Kit — 2 ft wide
(converts most gas and coal fireplaces) . . . \$100
Instructions only \$25

Send a check with your order to
P.O. Box 21131, Columbus, OH 43221



Call
614-221-6131
for technical
information

Stabilize / Repair
Decayed Wood with

EPOXY

Developed for Historic Structures

sills / sash	siding / trim
railings	cornices
balustrades	rafters / vigas
porches / steps	beams / posts
columns	plates / sills / studs
flooring	timber frame / logs

ConServ 100 Flexible, slow curing, very low viscosity epoxy for stabilizing decayed wood

ConServ 200 Flexible epoxy patch for filling voids and making cosmetic repairs

ConServ 500 Structural epoxy adhesive for splicing and repairing connections

ConServ 600 High strength, low viscosity epoxy for structural casting and consolidation

Save Time

Save Money

Save Historic Fabric

Free Product Information

Conservation Services

8 LAKESIDE TRAIL, KINNELON, N.J. 07405 (201) 838-6412

Bungalow or No?

Q *Could you help me identify the style of my home? Dating back to 1913, it used to be a one-storey house; the upstairs was built in 1981, replacing a remuddled-looking 1965 addition. I'd like to know what this house could have looked like originally.*

What really puzzles me is that the living and dining rooms are absolutely typical of the Craftsman style — dark woodwork, lots of mouldings, window seats, built-in bookshelves, etc. — but to me, the house just doesn't look like a bungalow. . . .

*— Pascale Steig
Medford, Oreg.*

A Before the second storey was added, your house may indeed have had a classic early bungalow form. Low-pitched gable roofs were widely used on bungalows in the 1910s and '20s, but hip roofs were also characteristic of the style, especially for one-storey houses. (At least two such houses were highlighted in *The Craftsman*.) The roof's pyramidal shape also had a strong tie to the Bengalese folkhouses from which the

eyebrow windows were sometimes incorporated into the hip roof and may have been part of your house as well. The diagonal braces on your porch posts are a common turn-of-the-century treatment that also found its way into bungalows that featured broad porches.

Staircase Repair

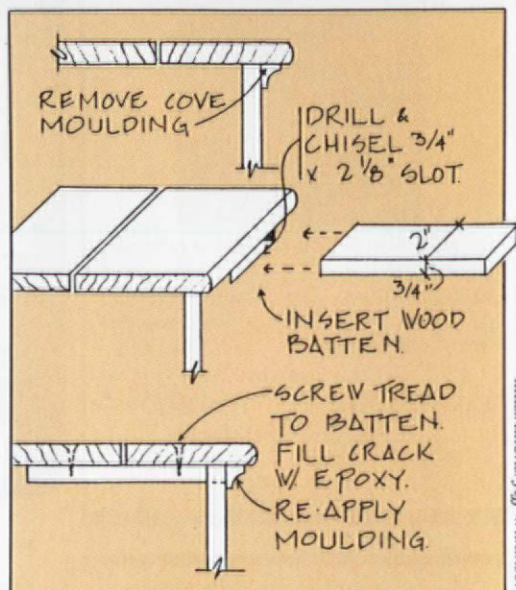
Q *We have a problem of cracked treads on our stairs. (There are only three steps to be repaired; the others are in excellent condition.) They no longer provide adequate support and bow under the weight of an adult. The treads were put in place from behind and are no longer accessible because the underside is now finished. Can you tell us what is the best method of removing and repairing our treads?*

*— Scott and Susan Hoffman
LaCrosse, Wis.*

A The best approach requires access to the treads from the underside of the staircase; "The Best Way to Replace a Tread or Riser" in the March 1983 *OHJ* gives all the details. But if you don't want to go all out — and you don't mind a repair that will end up looking like a repair — there's a simpler method whereby you can fix the treads in place rather than remove and replace them.

Cut slots in the risers and install two or three battens under each tread (see illustration

below). Drill shank holes in the treads and screw the treads to the battens with Sheetrock screws. Countersink the screws. You may want to apply adhesive (yellow carpenter's glue or aliphatic resin) to the top of the batten before sliding it into



Illustrations: Jeff Wilkerson

place, but this isn't absolutely necessary. Fill the tread crack with thickened epoxy consolidant (see "How To Use Epoxies," May/June 1989 *OHJ*); other fillers will crack and eventually fall out because they are not flexible enough.

Black Shellac

Q *I have a Victorian house built in 1850. All of the interior doors are black. I believe they've been painted with black varnish, but I've been unable to find this or to get any information on it. Please tell me what to use, as I'd like to maintain the doors properly.*

*— Mary J. Leonard
Metropolis, Ill.*

A Your doors may be ebonized with black shellac, a once-popular finish made by tinting shellac with lampblack. You can test for it by rubbing an inconspicuous corner of the door with denatured alcohol; if



It may not look like a bungalow... but it is.

term "bungalow" is derived.

One or more small dormers or

the finish dissolves, it's shellac. In restoring the doors, try to reduce the surface oxidation and scale *without* removing the original finish down to bare wood. Experiment with fine steel wool and a finish-restoring product made specifically for furniture.

A modern version of black shellac may be special ordered from Johnson Paint Company, 355 Newbury Street, Dept. OHJ, Boston, MA 02115; (617) 536-4838.

Out, Damp Spot!

Q *I have a problem with my 1869 brick row house. The outside is all concrete, badly done, and the walls stuccoed. When I bought the house four years ago, the plaster on the lower two feet of the exterior walls of the first storey, those facing the side alley and backyard, was severely damaged by dampness and virtually fell off. I furred and dry-walled most of these walls, but in two small sections this was not feasible, so I re-plastered directly on the brick. It was primed with oil-based primer and then latex paint was applied. Now the paint is bubbling and peeling badly.*

I have scraped and re-painted several times, but the problem keeps happening. What causes this dampness? Contractors just shrug their shoulders when I ask about it. Is there a cure?

— Edward Johnson
Philadelphia, Penn.

A Your walls may be suffering from *rising damp*, a condition in which groundwater is sucked up into the masonry walls through capillary action and then released at the interior and exterior surfaces, often with salts that can affect wood, paint, or plaster. In the past 100 years or so, it has been common practice to build a *damp course* of metal or slate into masonry walls to block

moisture's path so that rising damp cannot occur. Buildings constructed before then, however, sometimes suffer from this problem because the damp course has failed or was never installed at all.

Rising damp can be difficult to prevent completely. In dire cases, a new damp course may be installed by slotting mortar joints or removing a course of brick and then adding slate, metal, or other material as a barrier. High-tech chemical and electro-osmotic systems that accomplish the same end have been tried in Europe, but less drastic measures often can reduce the problem to a manageable level.

First, check the drainage of rainwater around the outside of the house. Gutter downspouts or foundation grading that do not direct water away from the building can contribute to the problem. (Your "badly done" concrete may also be at fault here.) Second, consider installing footing drains. These are perforated plastic, ceramic, or concrete pipes buried near the footing level of the wall which collect rainwater and duct it away, thus lowering the groundwater level and reducing the moisture that can be wicked up into the masonry.

An excellent report that covers causes and remedies for rising damp is *Moisture Problems in Historic Masonry Walls: Diagnosis and Treatment* by Baird M. Smith (G.P.O. stock number 024-005-00872-1). It's available for \$2.25 per copy from the Superintendent of Documents, U.S. Government Printing Office, Washington, DC 20402; (202) 783-3238.

General interest questions will be answered in print. The Editors can't promise to respond to all questions personally, but we try. Send your questions with photos or sketches to Questions Editor, The Old-House Journal, 435 Ninth Street, Brooklyn, N.Y. 11215.

Push Button Light Switches

In Single and Three Way
Solid Brass Cover Plates



Decorative
and
Plain

Also In

- Chrome
- Brown
- Ivory Finishes

For Color Brochure
Send \$1.00 to:

Classic Accents
Dept. OH, P.O. Box 1181
Southgate, MI 48195



CUSTOM SHUTTERS
INTERIOR • EXTERIOR

Manufactured to your specific requirements
from the finest premium woods available.

American Heritage
Shutters, Inc.

2345 Dunn Ave., Memphis, TN 38114
901/743-2800 • 800/541-1186 • FAX 901/744-8356

by Jeff Wilkinson



GREENE & GREENE ARCHT

I seek till I find what is truly useful and then I try to make it beautiful.

— Charles Greene

At the same time Prairie School architects were redefining American residential architecture in the Midwest, a small firm of two brothers was building bungalows in California — houses that are among the most beautiful we have, and which influenced residential design nationwide.

Although forever associated with California, the Greene brothers were born in Ohio — Charles Sumner in 1868 and Henry Mather in 1870. They were raised in St. Louis, home of the first high school in America with a manual-training curriculum. The boys were enrolled by their father, who'd decided they should be architects, and there they learned the woodworking skills that were to have such an impact on their work. Henry was interested in engineering and ready to attend university upon graduation, but Charles, drawn to painting and poetry, was not. They agreed to a two-year program in architecture offered at M.I.T., after which they would complete their degrees through apprenticeships. In 1891 Charles went to work for H. Langford Warren of Boston, and Henry at Shepley, Rutan, & Coolidge (for-

merly H.H. Richardson's firm).

The brothers might well have become established East Coast architects had not their parents relocated to Pasadena. Lonely and in poor health, they begged their sons to join them, and after Charles lost his job in 1893, he and Henry headed west. Having gone through one of the greatest land-speculation booms in U.S. history, Pasadena in the 1890s was an intellectual and cultural center, full of wealthy families. Here the Greenes received their first commission, the design of a small cottage for their father's friend, John Breiner.

Although fairly typical of the Queen Anne and Colonial Revival designs of the period, the Greenes' work between 1893 and 1903 reveals a search for a more personal building idiom. Their notes show a concern for designing buildings

appropriate to their environment, as well as an appreciation of California's old Spanish missions.

In 1899 Henry married; Charles followed suit in 1901. Charles and his wife honeymooned in England and returned just in time to read the first issue of Gustav Stickley's *The Craftsman*, which had an immediate and lasting impact on the Greenes' work: Their next house was completely furnished with Stickley furniture, and they subsequently came to embrace Stickley's ideals of echoing structural design in interior decor and the landscape siting of a house.

The years 1903 through 1907 were tremendously creative ones. Ideas that were to mature in their "ultimate bungalows," as the Greenes' later work came to be called, grew with each new commission. Many of these houses were modest in size, but with each one the Greenes experimented with new architectural details and room arrangements. The Culbertson House (1903) used clinker bricks, cobblestones, and a horizontal band of casement windows; it was also one of the first designs in which a pergola, or open-roofed structure, was treated as an extension of the house. The Arturo Bandini House (1903) adopted early Cali-

Top: The Blacker House (1907) has a Swiss Chalet character, but its verandahs and large overhangs are recognizably Californian. Below: Charles (left) and Henry in the 1940s.



continued on page 28




- Columns
- Cupolas
- Cornice
- Casings
- Carvings
- Stair Parts
- Turned Posts
- Gingerbread
- Newels
- Finials
- Lighting
- Park Benches
- Weathervanes
- Moldings
- Wallcoverings
- Plaster

Here's the best selection of interior/exterior architectural finishing products available through one convenient catalogue in the USA. Many period styles. Top quality. Factory Direct. Competitive pricing. Personal service. Send \$3.50 (refundable) for complete literature package with pricing.



P.O. Box 8270 • Galveston, TX • 77553
(409) 763-4969


Michael's Classic Wicker



Full color brochure
send \$6.00

8532 Melrose Ave.
Los Angeles, CA 90069
10-4 Mon.-Fri.
213/ 659-1121

Wood Air



These strong durable vents are made from over 40 different select woods in 57 standard sizes in 6 different style configurations.



Transform ordinary glass into elegant leaded glass...in minutes — Do-It-Yourself available in 3 colors and various widths.

Dealer inquiries invited. Send \$3.00 for catalog to (refundable with purchase):

TRIARCO, INC.
317 E. Adrian Street PO Box 66
Blissfield, MI 49228

Antique Bathtubs and Pedestal Basins



Authentic, turn-of-the-century bathtubs and pedestal basins.

Brass, copper or chrome plated feet and accessories available.

Classic bathroom fixtures custom finished in colors of your choice.

Shipments made anywhere in U.S.

Satisfaction guaranteed.

DuraGlaze

2825 Bransford Avenue
Nashville, Tennessee 37204
615-298-1787

FIXTURES



SOLID BRASS AND CRAFTED TO THE HIGHEST QUALITY STANDARDS. AVAILABLE IN POLISHED BRASS OR POLISHED CHROME

SEND \$1.00
FOR OUR CATALOG

CONANT CUSTOM BRASS
P.O. BOX 1523T
BURLINGTON, VT. 05402
802-658-4482

CHADSWORTH

EXPECT THE BEST



Authentic Replication of Greek and Roman Orders

Chadsworth Columns and Capitals available in redwood, pine and other species.

EMPIRE WITH NECKING—featured with our plain column shaft and attic base moulding—is a modern version of the Ionic. The volutes on this magnificent capital gradually spiral outward and then tighten to form central eyes. Two classic mouldings, the egg and dart and the bead and reel, enrich this exquisite capital. The necking and the abacus are adorned with sprigs of honeysuckle.

Architectural Columns
French Gobelin Tapestries
Table Bases
Pedestals


CHADSWORTH
INCORPORATED

Column, Tapestry or Table Base Brochure—\$2.00 each
All Three Brochures—\$4.00

For information and brochures:
P.O. Box 53268, Dept. 3
Atlanta, Georgia 30355
404-876-5410

WHO THEY WERE

continued from page 26



fornia vernacular architecture: The house was U-shaped with a series of one-room-deep chambers arranged around a central courtyard. A pergola enclosed the court. The interior had board-and-batten redwood ceilings and massive cobblestone fireplaces.

After the indoor/outdoor relationship of the Bandini House plan, with its investigation of Southern California's regional building methods, the Greens were set on a new path from that of East Coast Arts and Crafts architects. They also became increasingly influenced by Japanese timber-framed structures. In fact, their inspired synthesis of Japanese, Spanish, and Craftsman principles once led Frank Lloyd Wright to remark, "I don't know how you do it!"

By 1907, the Greens had mastered all the elements of the California Bungalow for which they were soon to be famous: the *porte cochere*, the exquisitely made and thoughtfully engineered redwood framing, the low-pitched roofs with long overhangs covering sleeping porches, the multiple terraces that typically captured a marvelous view of the *Arroyo*, and their custom-designed furniture and lighting fixtures. Fortunately, they also had developed a wealthy clientele — not only were their designs expensive, but the brothers also became notorious for tearing out completed work and hav-




Above: a view of the alcove in the living room of the Gamble House (1909). Note the unique teak spandrel and the case-ment-window detail.

ing it redone to their standards.

For the next several years, the firm of Greene & Greene was one of America's most prestigious residential design teams. Between 1907 and 1909 the brothers created what are now regarded as their masterpieces: the Gamble House, the Blacker House, and the Ford House, all in Pasadena. But they failed to notice that the light, ordered interiors of the Colonial Revival were growing more popular, and that many would-be clients could no longer afford the increasingly expensive Greene & Greene touch.

Worn out from years of intense work, Charles spent a year in London with his family in 1909, after which the firm began a slow decline. Having worked for years at separate locations (Charles in his studio home and Henry in the firm's office), they began to follow separate interests. Henry assumed more commercial work, and Charles moved north to Carmel, where he labored on a never-to-be-published novel. They dissolved their partnership in 1922, and Henry continued the firm's practice until his death in 1953. Charles studied Buddhism and pursued his writing and design until he passed away in 1957.

FREE TO A GOOD HOME



Discover HARROWSMITH COUNTRY LIFE—America's highly acclaimed country-living magazine of gardening, fine food, the home, the environment and issues that affect the quality of our lives and the world around us. We will send you the current edition FREE with our compliments.

If quality—in the foods you eat, the home you live in, the ways you spend your leisure hours—is important to you, we think HARROWSMITH COUNTRY LIFE may find an appreciated place in your home library.

HARROWSMITH COUNTRY LIFE is lively, literate, handsomely illustrated and full of ideas that will challenge, provoke and inspire you as an involved gardener, homeowner and creative cook. Try it for yourself—the risk is all ours.

YES. Please send me my risk-free issue of HARROWSMITH COUNTRY LIFE. If I like it, I will pay just \$14.97 for a full year (six big bi-monthly issues, including my free copy) for a saving of \$9.03 off the basic subscription price. If not delighted, I will cancel and owe nothing, keeping the Free Issue with your compliments.

Name _____

Address _____

Town _____

State _____ Zip _____

**LIMITED-TIME OFFER TO
OHJ READERS**

Please Mail Today To:

**HARROWSMITH
Country Life**

Ferry Road, Charlotte, Vermont 05445



Europeans have courtyards but Americans have their porches. Compare an Italian palazzo, with its interior court surrounded by an arcade, to the wrap-around wooden verandah on a Queen Anne manse: They are almost the inverse of each other. The word "porch" may stir memories of lazy summer days and romantic evenings on the porch swing . . . memories that seem to be of another time. The porch is less important these days than the deck or backyard patio. If you know old houses, though, you know the porch has a rich social and architectural past. And no one

can deny the importance of the porch in defining the style of an old house.

Virtually every style in American domestic architecture has managed to accommodate a porch of some type. So ubiquitous is it, in nearly all styles and periods, the porch may seem like an American invention. That is not the case. The porch has its roots in the ancient portico of Egyptian and Grecian architecture. Even the Victorian verandah made its way to North America from India (via Great Britain). What Americans *have* excelled at is adapting the porch to their homes and lifestyles. More than just pomp or shel-



Hanging plants and geraniums in flower boxes frame inviting rockers on a verandah in Oak Bluffs, Martha's Vineyard, Massachusetts.

THE STORY OF PORCHES

An American Tradition



by Jeff Wilkinson

ter, the porch became a room for outdoor living, with furnishings and an etiquette of its own.

History books tell us that porches became a major stylistic feature around the 1850s. This is true if one considers only the Northeast (where most of the best-read historians lived and wrote). But porches have been a major part of Southern architecture since colonial days. A glance at French colonial architecture, from plantation homes to Creole cottages, shows porches to be a definitive feature. Some date to as early as the 1700s.

One theme in the story of the porch is its changing

function over time. Beginning with the ceremonial portico that was more a symbol of wealth and welcome than it was a connection to the outdoors, the porch at its height of popularity developed into specific functional types such as sleeping porches, porch pavilions, and enclosed service entries. Another theme, evident in the photos, is the development of porches by architectural style.

The rise and fall of the porch tells us a lot about our own culture. One of the biggest causes of the decline of porches was the automobile, which took over the street with its noise, speed, and pollution. "Countin' cars" hardly

PORCHES: A LEXICON

Arcade — A series of arches supported by columns or piers.

Baluster — One of a series of uprights used to support a handrail.

Balustrade — The low wall made up of **balusters** and railings, attached by posts to the deck.

Colonnade — A row of columns.

Colonnettes — Slender, turned wooden columns.

Gallery — From the French *galerie*, an exterior space under the main roof of a house. It sometimes refers to a full-width structure on an upper storey, as a balcony. Synonymous with **verandah** and **piazza**, the word is used regionally and for certain architectural styles.

Lattice — Openwork produced by interlacing of wood laths or other thin strips. Used as screening, especially under a porch.

Loggia — A covered **gallery** or passage supported by an **arcade** or **colonnade**, open on one or more sides and sometimes freestanding.

Pavilion Porch or **Gazebo Porch** — A roofed garden structure such as a gazebo or pavilion which is incorporated into an attached **verandah**.




Loggia



Verandah



Porch



Arcade

Pergola-Porch — A porch with an open roof (usually with exposed rafters or trellises) such as found in a garden pergola, popularized in the *Craftsman* magazine and common on Bungalow-style houses.

Peristyle — A promenade of columns surrounding a building or open court.

Piazza — Italian word to describe an open public space, usually square or oblong, surrounded by buildings; also the open courtyard in the center of a house or villa. During the 19th century, the term was used interchangeably with **verandah** to describe a porch.

Piercework — Ornamentation common in the late-Victorian period, created by cutting openings or shaped profiles in solid pieces of wood.

Porch — From the Latin *porticus* (see **portico**). Any exterior space, roofed and open-walled, attached to a house.

Porch Hood — An abbreviated form of the **portico**, a hood is a small roof placed over an entryway, supported by brackets or directly attached to the building wall.

Porte Cochere — Literally, "covered door." An attached carriage porch designed to permit passengers to alight from a vehicle and enter a building without being exposed to the weather. Its

continued on page 37

Top: This Italianate house with campanile in Poughkeepsie, New York, demonstrates that the porch is often the most expressive element, even on a grand house. Its piazza offers paired, turned colonnettes, a fan-motif balustrade, turned newels and ball finials. Also note the porte cochere to the right. **Bottom left:** The bandsaw inspired carpenters to new heights of expression. The vine motif on the sawn porch posts at the Carpenter Gothic-style Peter Davis House in Noank, Connecticut, (c.1855) is a work of art. **Bottom right:** A crescendo of balconies creates a visual line of descent in this Shingle-style house in Providence, Rhode Island. In this style more than any other, the porch was fully integrated and didn't have an "attached" look.

has the appeal of a quiet talk with neighbors and passersby. As cars took over out front, people (and porches) moved to the backyard. Today's patios and decks, as well as the family room with sliding glass doors to the yard, are the result of this retreat.

An indirect result of the automobile's arrival was the flowering of outlying suburbs with their larger building lots. By the 1930s, many houses — and, consequently, porch-sitting neighbors — were spaced too far apart for conversation. Some people miss all that. It's interesting that in such neo-Victorian developments as the one in Seaside, Florida, the designers mandated that each new house have a front porch . . . and that cars be limited and houses spaced closer together. The planners were seeking the pedestrian lifestyle upon which a front porch depends.

Porch Beginnings

As we'll see, the porch in America went through three phases, in vocabulary as well as function. They are portico, verandah, and porch.

The portico, precursor of all porches, is synonymous with Classical architecture. The portico of ancient Greece evolved as a formal framing device that, with its crowning pediment and elegant columns, defined an entryway, imparting an appearance of authority. The portico was well suited to use on public buildings and houses of religion and state.

Centuries later, porticoes returned during the Renaissance. One architect in particular, Andrea Palladio, is credited with the revival of Classical forms. The portico made its way to American soil via the British, who were greatly influenced by Palladio's buildings and books. Well-to-do colonial homebuilders of the South appreciated the formal beauty of the portico as well as its functional aspects. George Washington was one of them. In 1784, Washington added what may well be the first full-length-facade portico in North America to his home at Mount Vernon. Soon after, architect/statesman Thomas Jefferson incorporated a colonnaded portico into his home, Monticello. (Interestingly, the original structure was built with a double-storey porch, which Jefferson eventually redesigned in favor of the now-famous dome.) From here, the portico became a telling feature in America's longest running national style, the Greek Revival, which lasted from about 1825 to 1860.

During the Greek Revival period, the portico took many



Photo: Old-House Journal




Photo: Jeff Wilkerson

shapes, depending in large part on the regional climate. Porticoes are ceremonial and symbolic; often our assessment of them ends there, but they were functional, too. In the South, for example, full-height entry porches and even full-facade, double-storey porches were popular to take advantage of breezes and provide shade. Nearly every rep-

resentation of Monticello shows furniture on its portico. By all means, the portico of the Southern plantation house was more than an authoritarian symbol. This outdoor space was used much like the later Victorian verandahs.

Nevertheless, it wasn't until the Greek Revival had passed from fashion in the 1850s, and Americans began to catch

wind of a new romantic and picturesque style — the Gothic Revival — that porches were truly appreciated for their usefulness.

Davis, Downing, & Romance

The first U.S. practitioner of the Gothic Revival style was a New York State architect named Alexander Jackson Davis. His 1837 book, *Rural Residences*, included many designs in this new style for people of a wide range of economic means. The style caught on quickly. (In fact, Davis became America's first mail-order architect when he began receiving letters asking for house plans, which he was all too happy to fulfill.)

But A.J. Davis would not be remembered as the popularizer of the Gothic Revival and its verandahs. Rather, it was a friend and admirer named Andrew Jackson Downing who would be credited with bringing the verandah to America's homes. Charming, charismatic, and witty, Downing had the personality and the words to preach the new lifestyle — one that called for verandahs and porches. A nurseryman and landscape designer, Downing had turned to architectural design to promulgate his insistence that a house should be designed in harmony with its surrounding natural landscape. As Downing himself pointed out in *Landscape Architecture* in 1844:

In this country, no architectural feature is more plainly expressive of purpose in our dwelling house than the verandah, or piazza. The unclouded splendor and fierce heat of our summer sun, render this very general appendage a source of real comfort and enjoyment. The long verandah around many of our country residences stand in stead of the paved terraces of the English mansions as the place for promenade; while during the warmer portions of the season, half of the days or evenings are passed there in the enjoyment of the cool breezes, secure under low roofs supported by the open colonnade, from the solar rays, or the dews of night. The obvious utility of the verandah in this climate, especially in the middle and southern states, will, therefore, excuse its adoption into any style of architecture.

And "any style" is on the mark. Soon no house could be without a porch. Verandahs were on the drafting boards of designers and offered in all the plan books. Not surprisingly, the most popular house plans were Gothic Revival-style cottages. Their porches were usually one-storey, some spanning the full facade, with flattened Gothic arches and separate roofs.

Porches were also featured on Italianate houses, the prevailing architectural style from 1850 to 1880.

The porch was an important pawn in the style wars in the middle of the 19th century. What's interesting and often humorous is the way porch rhetoric was used in pushing new house styles. For example, Andrew Jackson Downing

in his campaign for the Gothic co-opted the verandah to the style, claiming its health benefits and condemning the Greek Revival to the past. In reality, many Greek Revival houses of the 1830s and '40s had larger porticoes and porches than did Downing's Gothic cottages. He was just smart enough to use that word "verandah." But surely



Photo: Old-House Journal

Photo: Old-House Journal



Top left: Grey for deck and blue for ceiling are traditional colors, as seen on this Italianate verandah in Mystic, Connecticut (Parmenas Avery House, c. 1880). **Top right:** The last great American style to feature a porch was the Bungalow, in which the modern porch is treated as a void within the mass of the house. **Middle right:** During the 1800s, the verandah craze swept many seaside towns, and homes like this Greek Revival in Mystic, Connecticut, were significantly altered. **Bottom left:** A truly Southern contribution to the porch story is the full-facade porch, a style popular along the Mississippi River, which worked its way north. This Greek Revival, with its sawn "X" balustrade, is in Ottawa, Illinois. **Bottom right:** The porch pavilion was a favorite during the Colonial-Revival era. This one is on Brown Street in Providence, Rhode Island.



velopment of the colonnade (or a collision of the two), what is certain is that French and Spanish settlers were the first to build verandahs (though not so named) in North America. Their full-length or wrap-around galleries were a form borrowed from the West Indies. Usually extensions of the main roof and fully integrated into the house, the functional gallery allowed inhabitants to keep windows open during summer thunderstorms, and shaded the house's interior from the scorching sun. (See the Creole Cottage on the back cover.)



The use of the word piazza for verandah or porch has an interesting history itself, the long and the short of it being a mix-up of terms. Piazza is of course Italian for "square." Italian squares typically have a side or two with an arcade or colonnade. The word piazza thus came to be used in America to describe the structure of columns and roof, not the actual square. Which is to say, piazza and verandah mean the same thing.

Over time the verandah became more elaborate. The verandahs of Gothic Revival- and Italianate-style houses were much like oriental garden structures, but attached to the building. In fact., A.J. Davis's first verandahs were exactly that: wrought-iron structures with separate roofs, attached to the front entries. Eventually, railings and balustrades were added for a better sense of privacy.

After the Civil War, the development of the bandsaw and jig saw allowed carpenter-builders to embellish structures with affordable, machine-made sawn ornament sometimes called "fretwork." By this time in the Victorian era, the verandah (by any name) had come into its own. Conceived of as an outdoor living space, not merely a ceremonial appendage, the verandah or piazza or gallery was seen as the very symbol of leisure as well as a measure of the owner's economic success.

verandahs didn't originate on the Hudson River. . . .

Whence Came the Verandah?

The origin of the word "verandah" is disputably Hindi, and probably refers to oriental garden structures. Whether the attached structure had its roots in the Orient or is a de-



Photo: Bettmann Archive



Photo: Jeff Wilkinson



The Modern Porch

A hundred years ago, during the Victorian heyday of the porch, the word "porch" itself meant simply a covered entry over a door. It was a utilitarian word. Those outdoor living rooms *we* call porches were referred to then by more descriptive terms like "verandah" and "piazza." Our cur-

rent use of the word "porch," to describe any roofed open space attached to the building, came into vogue after the turn of this century, when architects and tastemakers sought to refer to simpler designs and to distance themselves from the fussiness of Victoriana. Words like "verandah" were passe.

Top: The verandah-as-living-room is captured in this old photograph. Furnishings that make it comfortable include striped canvas awnings, wicker chairs, rockers and settee, and straw matting on the deck. **Bottom left:** This L-shaped porch is created by the gable/wing configuration of a high-style, Quincy, Michigan, farmhouse. The convenient result was a second entrance leading into a side parlor. **Bottom right:** a classical portico on a Greek Revival in Marshall, Michigan.

The modern porch of the Craftsman, Bungalow, and Prairie Styles kept the functional aspects of the full-facade verandah, but its architects minimized or abandoned completely the use of brackets and fretwork, which were, in any case, time-consuming to maintain. The porch became more fully integrated or built in to the house, as in the Shingle style. The trend continued with Arts and Crafts-style houses, including Bungalows and some Prairie houses, with the porch sometimes more a void in the mass of the house than an appendage. A popular treatment projected the second-floor bedroom and supported it with heavy tapered piers to form a porch underneath.

How to Furnish the Porch

So we can see that what's American about the porch is its status as an outdoor living room. If your old house has a porch, a portico, or a verandah, it was undoubtedly meant to be lived in. Enjoy it by furnishing it.

Start with a paint tradition. Although balustrades, trim, and columns were usually painted to match or complement the house, it seems there was an unwritten code when it came to the porch deck and ceiling. The deck or flooring was almost always painted with battleship-grey enamel. The ceiling boards were painted sky blue, to enhance the outdoorsy effect.

To create the feeling of a room, outfit the verandah with rugs of straw, hemp, or sisal. Furniture is, of course, the main attraction for bringing the family out to the porch. Wicker, cast iron, bentwood, and wood and canvas are all traditional. (Don't forget the porch swing, historically called a glider.)

Selecting the right material and style of furniture is akin to furnishing a period interior, but with fewer rules and options. Early-Victorian wicker often had complicated twistings and reeding, whereas turn-of-the-century wicker got simpler, with reeds woven in and out in a lattice pattern sometimes referred to as the "Bar Harbor Style." Cast iron looks good under large classical porticoes, but so might wicker or bentwood. Craftsman-style porches should be rather easy to furnish: simple wicker and oak, and the still-plentiful knockoffs of Stickley's solid Mission porch pieces and Craftsman wicker.

Flowers are important. They provided the color and softness. In old photos, they appear in window boxes (see p. 20), in pots on railing or stairs, or blooming in wicker or cast-iron plant stands. Trellisses, too, were popular during the late-Victorian and turn-of-the-century periods, most often supporting climbing roses, wisteria, ivy, and morning

glory. Homeowners were instructed to bring indoor houseplants onto the porch in summer.

For both privacy and shade, canvas awnings and porch curtains of canvas, cloth, or reeding were used. The shades could be lowered and raised or pulled aside; awnings were taken down in the fall. And many houses flew the flag.

continued from page 32

modern equivalent is the carport.

Portico — A roofed space, open or partly enclosed, forming the entrance and centerpiece of the facade of a temple, house, or public building, often with detached or attached (engaged) columns and a pediment.

Sawn-Wood Ornament — Ornamental woodwork, popular in the late-Victorian era for trim on porches and eaves. Various forms are also called gingerbread, scrollwork, or fretwork.

Sleeping Porch — Popular in the late 1800s and through the 1920s, the sleeping porch was usually adjacent to a bedroom (even frequently appearing on the second floor). Used especially on summer nights before air conditioning, it was advocated by "experts" of the period who prescribed fresh-air sleeping nearly year-round.


Stoop — The landing and stairs, covered or uncovered, leading to the main entrance of a house.

Umbra or Umbrage — From the Latin meaning "that which offers shade." Victorians used this word to refer to a porch or verandah.

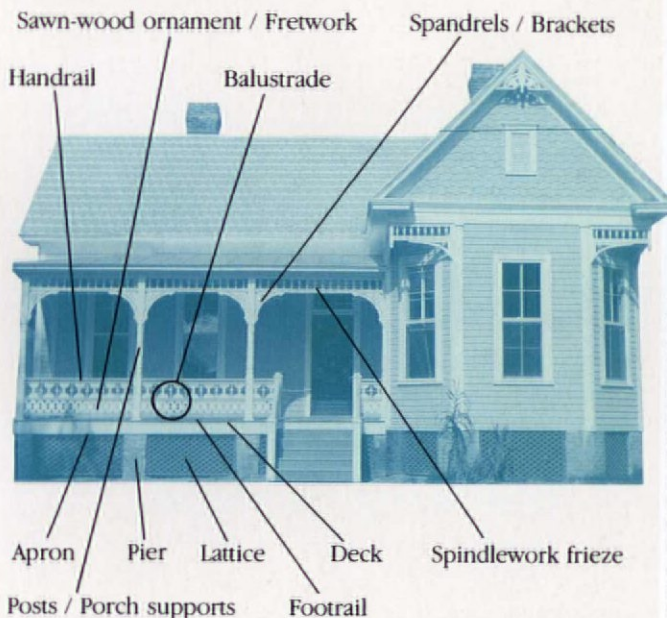
Verandah — From the Hindi word *varanda*, denoting a roofed, open gallery or balcony. It was used in the 19th century for a wide roofed porch extending along one or more sides of a building, and designed for outdoor living.



Piazza



Double-Storey Portico



HOW TO BUILD PORCH PIERS WITH FIBER TUBE FORMS

BY JOHN LEEKE



Fiber tubes: ready-to-use forms for pouring concrete piers.

all photos: John Leeke

A

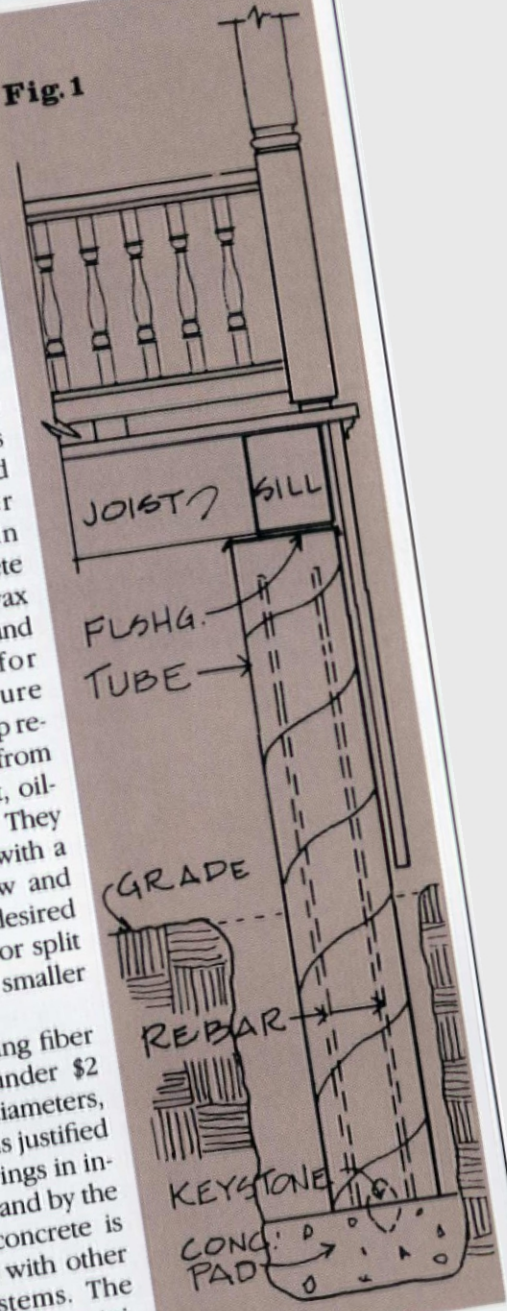
porch is only as sturdy as its foundation. So in restoring your porch, be sure to examine the legs upon which it rests. If rebuilding is necessary, using fiber tube forms to pour concrete piers can make a lot of sense. They are an economical way to provide stable structural support, and they needn't detract from the historic character of a house. Moreover, settling or winter frost heaving won't shift the porch, opening up joints between wooden parts and allowing water to run in, as sometimes happens with shallow foundations. Over many years, this repeated exposure to water and ice adds up to serious deterioration and expensive maintenance. Piers that stand on a wide pad and extend well below the frost line will be sturdy and help minimize future maintenance expenses.

Facts About Tube Forms

Tube forms are large cylinders of spirally plied cardboard-like fiber used to mold round concrete columns. They are available through building-supply houses in diameters ranging from 6" to 24" and lengths up to 12'. (Industrial versions come even larger.) The forms are designed to be used once and then either stripped off or left in place after the concrete has cured. Most are wax coated on their inner and outer surfaces for weather and moisture protection, and to help release the concrete from the form; as a result, oiling is not required. They can be cut readily with a hand or power saw and trimmed to the desired length, sectioned, or split into half-round, or smaller partial columns.

The cost of using fiber tube forms — under \$2 per foot for 8" diameters, for example — is justified by the labor savings in installation time, and by the fact that less concrete is required than with other pier-form systems. The forms need only a minimum of external bracing

Fig. 1



JULY/AUGUST 1990

to keep them plumb while the concrete cures, making clamps and ties unnecessary. Cleanup is minimal as the forms are not reused.

Here's a list of what you'll require to build concrete piers from tube forms:

- Fiber tube forms: a sufficient length to build all piers; 8" diameter adequate for most projects.
- Ready-mix concrete: enough to fill tubes. The typical capacity for an 8" tube is 50 lbs. dry measure per foot of tube, or roughly 0.6 of an 80-lb. bag.
- Reinforcement bar (rebar): 1/4" diameter, as required (available at building- or masonry-supply houses).
- Brick-bat (piece of brick) or 3" stone: one per pier.
- Shovel: to dig hole.
- Cross-cut or sabre saw: to cut tubes to length.
- Hacksaw or bar cutter: to cut rebar to length.
- Siting level, chalk line, etc.: to align tubes.

Installation

Step 1: Dig the hole.

Determine the approximate location for your piers. In most cases, you should site a pier directly under each porch post or column. Sometimes, piers are also needed under a joint in the sill or to support an especially long stretch of open porch. Hang a plumb bob from the underside of that portion of the porch you wish to support, and mark the position of the bob on the ground. Dig a hole at each pier location, making the hole approximately twice the diameter of the tube you're using. Also make it as deep as the frost depth for your area (about 3', for example, where winters are moderate) or until you hit hardpan. The bottom of the hole should be centered on the final position of the pier and should be flat.

Step 2: Pour the pad.

To form a pad for the pier, pour some concrete into the hole until it is five or six inches deep. Be careful not to knock dirt off the side of the hole — dirt mixed with concrete will compromise its strength. Settle or level the concrete roughly. While the concrete is still wet, set a brick-bat or 3" stone in the center of the pad so that half of it sticks up above the surface (see Figure #1); this stone acts as a key to prevent the pier from sliding off the pad. Let the pad set up for at least 24 hours.

Step 3: Position the tube.

Cut a piece of tube equal to the distance from the pad surface up to the final height required for the pier. Brush any dirt off the pad and set the tube on the pad directly over the keystone, then fill in six inches of dirt around the outside of the tube. Tamp the dirt to hold the tube in place. Check the tube with a level to be sure it is truly vertical and in the correct position, then continue to shovel in dirt and tamp it until the hole is filled. The compacted dirt will hold the tube in the correct position when the concrete is poured, and it is usually all the support that is needed for porch work. (Piers that extend more than 2' above ground may need temporary bracing.)

Step 4: Pour the concrete.

Cut pieces of rebar two inches shorter than the length of the tube. Prepare a batch of concrete and pour some into

the tube until it is about one foot deep (see below for what to do if tube access is blocked). Work the lengths of rebar into the concrete, placing them about 1 1/2" in from the side of the tube and about every four inches around the circumference of the tube. Continue to fill the tube, holding the rebar in the correct position. Settle and compact the concrete by working it with a wooden stick as it is poured into the tube. Check the pier one last time for correct positioning.

Step 5: Remove the tube.

Let the concrete cure at least seven days before putting a load on the piers. The tube forms should remain in place during this process, as they assist with the hydration of the concrete; thus, other curing aids (such as wrapping the pier with damp burlap) won't be needed. Once the concrete has cured, strip the form by making two or more vertical cuts with a power saw and pulling the form apart, or by making one 12" cut with a linoleum knife and then peeling the form off spirally. Either way, avoid scoring or marking the surface of the column.

When Access to the Form is Blocked

When you install a pier under an existing porch, the top of the tube may be blocked by the sill it will eventually support. Here's how to place the tube in its final position and still fill it easily.

1. With a sabre saw, cut a 6"-high U-shaped opening in the top of the tube (see Figure #2). This is easiest to do before you position the tube.

2. Form a simple funnel out of sheet metal. A 2' length of 6"-diameter stove pipe works well. Leave the seam open and flatten one end of the pipe.

3. Have a friend hold the funnel in place as you shovel in

Fig. 2

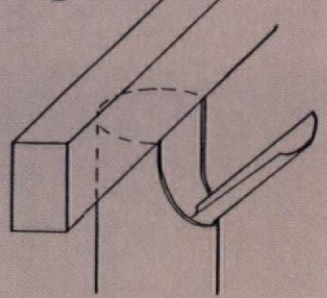

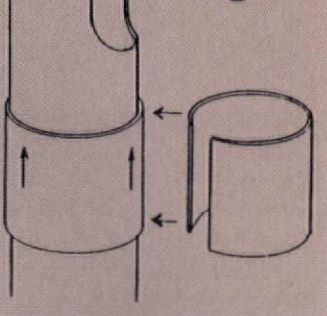


Fig. 3



When working solo on a tube with blocked access, hold the fill funnel in place with improvised straps.




To fill a tube to capacity using a door, slide the door up the tube in stages as you add concrete mix (top), then top off the tube when the door is at its maximum height (above).

concrete. If you're working alone, rig up a sheet-metal strap fastened to the open end of the funnel and screwed to each side of the sill (see photo, page 39). Begin filling the form using this funnel.

4. When the concrete nears the bottom of the U-shaped opening, make a door to cover it (see Figure #3). Cut a 6" length of tube and split it up the side. "Clip" the door around the tube form. If the door doesn't open wide enough without breaking, remove a 1- to 3-inch strip along

Two traditional porch-apron treatments that will conceal a poured-concrete pier: lattice without stile (left) and lattice with stile (right).



the split to widen it. Slide up the door as you continue to fill the form. If there is not enough spring in the door to hold it in place, tie it closed with wire or cord, leaving it loose enough to slide.

With practice, I found I could run the concrete right up against the sheet-metal flashing and sill (see photos, left). If you have trouble with this, just get as close as you can (within an inch) and level the top surface of the concrete when you have finished. When the concrete has set, fill the gap with a short piece of board and tapered wood-shingle shims.

A Note About Under-Porch Appearance

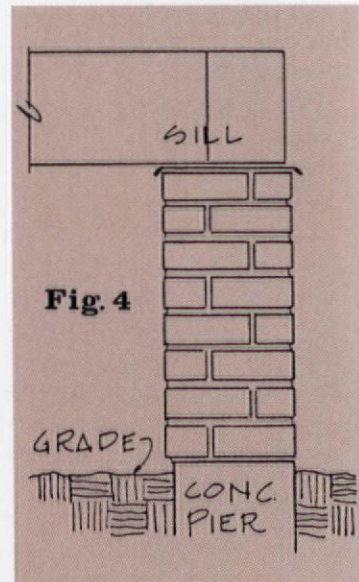
The above-grade appearance of concrete cylinders under the porch probably won't fit in with the historic character of your house. But as most old porches have a lattice framework to fill the gap between the ground and sill, the piers won't be readily visible. If your house is missing such latticework and you're not sure what style is appropriate, check old photos of the building or make note of what is used on porches of similarly styled houses in your neighborhood.

In my community, there are three types of lattice construction, and all of them can be handled easily with concrete piers.

Brick Pier: If you need brick piers, you can stop the concrete pier just above grade level and continue up to the sill with brick (see Figure #4).

Lattice without Stile: When your porch calls for a long run of lattice without any breaks, simply remove the tube form and paint the concrete pier black. Once the lattice is up, the pier will recede into the shadows (see photo, below left).

Lattice with Stile: It was common practice to divide the lattice with vertical stiles. Stylistically, this provides visual support for the column above. Practically, it hides your concrete pier (see photo, below right).



Future maintenance of whatever design you choose will be much easier if you build individually framed lattice sections, rather than just nail lattice to the porch. When you build the lattice, be sure to provide for access under the porch by installing at least one frame that swings out on hinges or removes easily with wood screws.

Contributing editor John Leeke is a consultant and contractor who helps homeowners, contractors, and architects maintain and understand early buildings: RR 1, Box 2947, Sanford, ME 04073; (207) 324-9597.



RESTORING A PERIOD **PORCH**

Documentation often makes a crucial difference in deciding whether to “go back” or not — to restore something that is old to its even older incarnation. It certainly did in Fred and Marty Myers’ case. Owners of a 19th-century Federal-style house located in Maryland (shown here), the Myers were fortunate to find historic photos that confirmed their sense that something about the facade and front porch was “not right.” Without such archeological evidence, restorations based on guesses are often doomed to failure — no matter that they’re undertaken with the best of intentions. Even with documentation, the Myers’ porch restoration was a tricky one. ◀

by Jerry Trescott


Marty and Fred Myers purchased their circa-1840 brick house in 1977, shortly after they were married. The house, built in a late Federal style, stands in Uniontown, Maryland, a one-street village that is a collection of predominantly pre-1850 buildings. Although constructed at that time, their house had been radically altered over the years — including the porch.

Fred recognized that the principal facade, which appeared to be three storeys from the street, simply did not conform to the date of the house; neither did the shed roof, which sloped to the back. Through conversations with older residents in the area, Fred discovered that major storm damage to the house had occurred around 1900, which had led to the change to a shed roof from a gable roof. The front wall had been raised to three storeys at that time to capture attic space — although it was not the livable third floor it appeared to be from the street.

Both Marty and Fred wanted to restore the building to its 1840s form, and our firm, Mason-Dixon Restorations, had agreed to tackle the project. But the Myers were reluctant to proceed without archeological evidence of earlier details. Luckily, two period photographs turned up in 1985, discovered by a friend who was searching for historic material on Uniontown. The photos were from different eras: One appeared to be taken in the 1870s or '80s (judging by clothing worn by the subjects), and the other pictured the house in the early 1900s after the roof had changed. To Marty and Fred's surprise, however, the roof was only one of the modifications that had been made over time. Although at that time a full porch ran the length of the main house, both photos revealed that the original porch was roughly *half* its size; it had just framed the front door! Amazingly, when the porch was enlarged, the original posts had been retained and simply relocated within the longer porch. The photos also showed that a railing, constructed of short balusters and raised panels matching those in the front door, had once joined the posts. Unfortunately, these had been discarded when the porch was modified.

The village of Uniontown is in the National Register of

Historic Places and is also a local historic district. Any changes to buildings require approval by the Historic District Commission, and so the Myers made their application using the historic photos as evidence. I began the restoration after approval was given, in the fall of 1988. Phase One involved removing the shed roof, and then dropping the front wall to its original height. That project required little detective work, as the original brick was laid in a Flemish bond, whereas the later brickwork was done in a common bond. Next, I reconstructed the sawtooth brick cornice at the eave, and installed a standing-seam metal roof. In the summer of 1989, I eagerly started working on the porch.



Old Photos Lead to Other Finds

The porch restoration began with the demolition of the "new" porch. When the full-length porch was built in the early years of this century, the original posts were reused but repositioned as the porch was widened. With the pe-

The original porch was roughly half the size of the present one, and had just framed the front door. But when the porch was enlarged, the original posts were retained and relocated within the longer porch.

riod photo in hand, it was possible for me to determine the prior placement of these posts from the mortises cut into them for the railing. (The corner posts had two mortises 90 degrees apart; the inner posts had one.) A remnant of the wrought-iron latch for the old gate remained in place on one post, and also helped with positioning.

Next, I removed the 20th-century porch deck, revealing the early brick foundation. This masonry established the exact width of the 1840s porch and was also usable for the reconstruction. I discovered another clue on the brick wall of the house, where a "ghostline" of the railing was still apparent. This confirmed the railing height suggested by the mortises in the posts.


A similar ghostline clued me in to the roofline of the early porch and the dimensions of the porch cornice; these were difficult to determine solely from the photo due to the angle at which it was taken. Although the house had been painted at the time of the 20th-century porch expansion, the wall area covered by the first porch remained naked brick. The resulting outline indicated the original pitch of the roof, showing that it had peaked directly below the center second-storey window. In fact, I found bits of old roofing material upon checking the



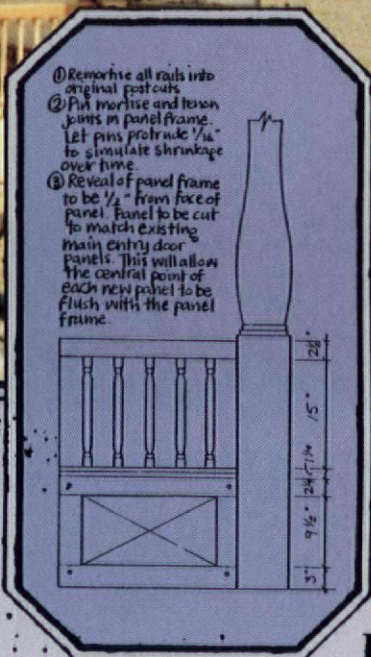
B.



C.



D.



E.

A. (Preceding page) In 1988 the house still retained the shed roof from c. 1900 and the full-width porch expansion from about 1915. **B.** The second historic photo from the turn of the century: new roof but old porch. **C.** Removing the full-width porch revealed a paint ghost on the brick facade, and a clue to the original porch roof pitch. **D.** Reconstructing the early porch meant building a new deck, railings, and roof, but reusing the original porch posts and brick foundation. **E.** The dimensions of the railing balusters and panels were scaled from the photos using evidence on the posts as a guide.

underside of the sill. Now how to re-create the porch cornice? It happened that a large ogee moulding I took from the later porch exactly matched the cornice moulding seen in the historic photo. With the Myers' approval, I decided to use this moulding in the reconstruction.

The Rebuilding Begins

I made scale drawings of elements that had disappeared in the early 1900s, again using the period photos as a guide. The dimensions of the posts were known, so I used these measurements to scale the railing, balusters, and raised panels that connected the posts. New parts were made from eastern white pine.

The porch posts were solid yellow pine and in excellent condition after nearly 150 years. So I decided to reuse them yet another time. When the full-width porch was built, the posts had been set on cast-iron porch supports set into concrete blocks, which undoubtedly contributed to their longevity. Supports were used in the restoration as well; this time, however, modern aluminum versions were selected for the job rather than the obtrusive cast-iron models, which couldn't be salvaged.

As mentioned, the original brick porch foundation was also put back into service. It too was in fine condition, not even needing repointing. I built a new deck on this foundation, using pressure-treated lumber for joists and sills and tongue-&-groove Douglas fir for flooring. All flooring joints were primed with thinned finish-coat paint before they were laid. Barely noticeable vent slots were constructed in the framing at ground level to promote under-floor air circulation.

The nature of the porch ceiling, hidden in the old photo, was a mystery without clues. Porch-ceiling wainscoting would have been an easy solution, but not historically correct for this project. After surveying other buildings in the area built at the same time, I decided instead to run a bead on 1" x 6" boards, rip them to random widths of 4", 5", and 6", and apply them to the ceiling. A porch light is a 20th-century necessity, so we settled on an exterior-grade "high hat" recessed light fixture in the porch ceiling. This allows for the conven-

ience of modern lighting without its source being readily visible. It also eliminated the need for a hanging or wall-hung lantern, which would never have been used historically, although they were a common feature by the 1930s and are common today.

A standing-seam roof that matched the main roof completed the work. It was flashed with sheet tin cut into the brick courses, as would have been done originally, rather than cementing 7" or 8" pieces up against the wall. The exposed metal was then painted to match the roof — also a period practice.

The Final Steps

Layers of paint revealed that the main entry and shop doors were originally painted dark green. This color was then computer-matched with a paint analyzer, and the chosen oil-based product applied.


With the porch reconstruction completed, the remainder of the project called for the return of historically accurate window sash and paint colors. I removed the 20th-century 2-over-2 windows and replaced them with historic 9-over-6 sash on the first floor, and 6-over-6 sash on the second floor. Old glass was used in all these windows. Colors for the project were selected in different ways. The period photo had what appeared to be white posts, door, window sash, and frames, with the handrail of the porch railing being a somewhat darker color. Layers of paint on these elements revealed that

the posts had always been white (as had the window and door frames), and that both the main entry door and the shop door originally were dark green. This color was then computer-matched with a sophisticated paint analyzer, and the chosen oil-based product was applied.

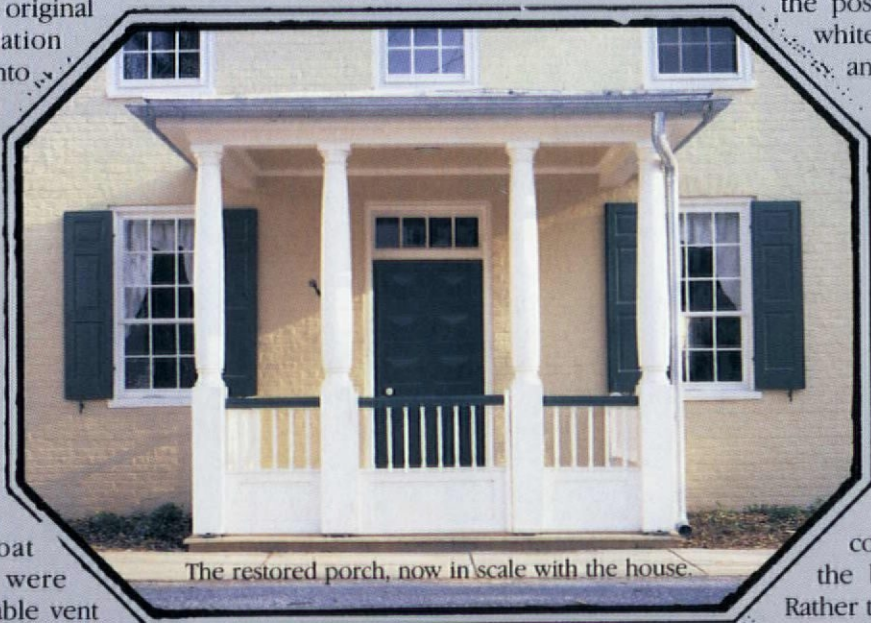
A historically accurate cream color was selected for the body of the house.

Rather than choose the standard late-19th-century colors of

slate grey for the porch floor and sky blue for the ceiling, both were painted the body color, only two shades darker.

The streetscape of Uniontown was dramatically altered by our restoration. A few months after completion, however, one neighbor said he had trouble recalling what the house looked like before the reconstruction, and that the porch appeared as if it had always been there. 

Jerry Trescott is a restoration-design consultant practicing in the mid-Atlantic region, and is partners with Ron Nix in Mason-Dixon Restorations (3364 Uniontown Road, Uniontown, Maryland 21157).



The restored porch, now in scale with the house.



REVIVING

RAILINGS

R


ails and balusters on porches, it seems, are always a problem. If they've survived without being torn off or boxed in, then they're usually feeling their age from years of exposure and being sat on. Often, the whole balustrade is about to fall off. Here are some techniques for repair.

Hand Rails

The point where hand rails (also called cap rails) attach to columns or posts takes much or all of the weight of the rail (and a few fannies), and is prone to water penetration and rot. The majority of rails attach to columns or posts in a butt joint, where the rail end and support surface meet without overlapping. Three suggestions for attachment follow.

Toenailing: This connection, seen on much original work, is still worthwhile if the rail or support wood isn't too weak or chewed up to take a nail. Use galvanized finishing nails (for both weather resistance and grip), and predrill nail holes when possible to minimize the chance of splitting the rail end. Toescrewing is also feasible if there is enough

solid wood in the rail to accept the screws, recess the heads, and then plug them. Screws grab wood better than nails can, and will draw members together where gaps are a problem. Using galvanized, bronze, or stainless-steel screws improves weatherability, and the long, slim design of Sheetrock screws (in galva-



Shifting of the porch opened these toenailed rail joints, allowing water to enter and weaken the ends.

nized or stainless-steel versions) can come in handy.

Kneeplates: Kneeplates are a standard method of anchoring rails to bulkheads on boats and ships. They can also be used for porch work where toenailing is impractical, as long as the rail can be maneuvered away from the support to install the plate. Kneeplates need not be elaborate: Use store-bought corner braces or make them on site by fashioning extruded angle metal (such as aluminum) or bar stock to fit. First, the plate is mortised into the rail's end grain so it will be hidden when the rail is in place. Then the plate is positioned and screwed to the support, and the rail lowered onto it and secured from below. Of course, kneeplates also can be installed upside-down (and with less effort), but this method leaves them completely visible and exposed to the effects of the weather.



Knee plates mount to the porch support first. Then the rail (mortised at the end to accept the plate) is angled on and attached from below.

Rail bolts: These specialty fasteners are designed for joining and anchoring interior staircase rails. They are tricky to use, but will also work outdoors when the porch supports are of solid wood and when there is enough clearance to move the rail onto the mounted bolt. True rail bolts are half wood screw and half machine bolt, quite long (up to 6"), and have a special star-shaped nut that can be tightened from the side with a screwdriver. Rail bolts are getting hard to find in hardware stores, but common hanger bolts are almost as long and will usually suffice if notches are ground in the flats of the nut. Rail bolts require two holes in the rail end — one for the shaft of the bolt, and another at right angles to start and tighten the nut. The shaft hole

all photos by Gordon Bock



A banger bolt and adapted nut (above) will often double for a true rail bolt. The nut and machine screw fasten the rail through two holes (below left) after the wood screw has been anchored in the support. Foot rails (below right) last longest when constructed to shed water.

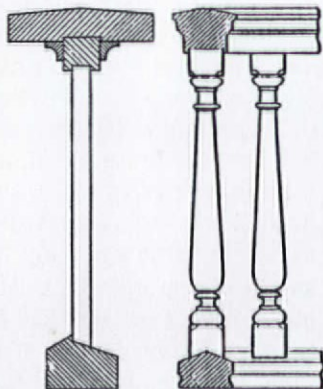
Before assembly, seal the end of the rail (and the area it covers on the support) by backpriming with prime coat or thinned topcoat paint. Rail end grain — like all end grain — is more likely to wick up water, which leads to paint loss and decay if it is left unprotected.

Foot Rails

Foot rails (the lower rails) have their own support and water problems. Without adequate bracing, they may sag over time, pulling balusters away from the hand rail and opening joints to water entry. The solution is to add support blocks every three or four feet of run — typically, a single block halfway down the rail. Popular designs are rectangles, trapezoid shapes, or uncomplicated turnings that match decoration on the porch. Support blocks last longest when they are simple, have a minimum of contact with the porch floor, and are painted on all surfaces before being toenailed in place.

Foot rails are also in a prime spot to collect snow and rain. Most are milled with a profile that sheds water readily, such as a camber (arch) or gable-like peak. If foot rails rest right on the porch floor, however, they prevent water from running off and trap it between rail and floor. The proper location for a foot rail is 3" to 5" off the floor, or roughly the height of the plinth block or base on which it rests at the supporting post or column.

Common railing designs: square balusters on a sloping foot rail (left), and turned balusters on a peaked foot rail.

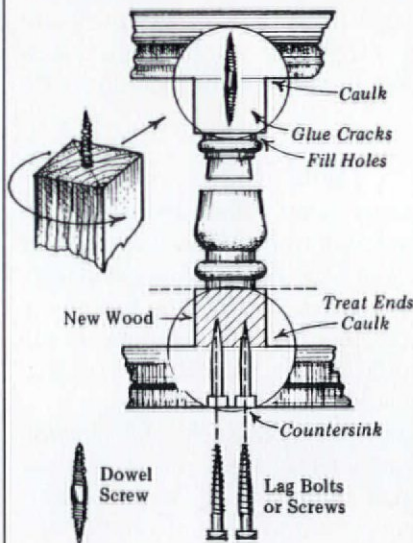
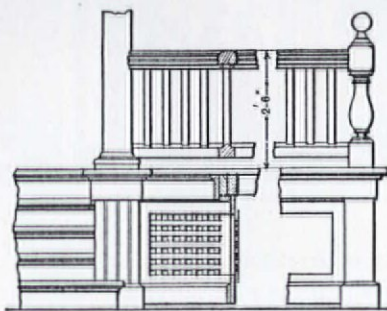


should be bored below the centerline of the rail so that the bolt will support the bulk of the rail when it is installed and the nut hole is not too deep to be workable.

When reattaching rails, remember that the rail support junction is a likely water trap. Reduce the chances that water will collect in this joint by fitting the rail end snugly to the contour of the support, particularly when meeting a curved form such as a turned post or column. Be-

Balusters

Open joints and exposed grain are also the Achilles' heel of the woodwork between the rails, whether turned or sawn. Many balusters are held captive in the top rail by a moulding or a rabbet and toenailed in place at the foot rail (or at both rails). When the old wood is too cracked or brittle for more toenailing, screws can be useful. Toescrewing baluster tops (after predrilling holes) is gentler than the blows of a hammer, and screw heads usually disappear under the hand rail. Where railing construction is such that balusters can be rotated in place, dowel screws (which have wood screws at both ends) sometimes work. First, pilot holes are bored in the baluster end and rail



Above: 1898 porch detail with railing relationships typical for the era (note the position of the foot rail on the column base). Below: Repair ideas for turned balusters include dowel screws at tops, lag bolts at bottoms, and replacing unturned sections with new stock.

underside. Then, the dowel screw is started in either piece and the baluster screwed into place. Dowel screws are less successful for baluster bottoms because of the shape of the rail; securing from below with the use of lag screws often works well.

Balusters are also prone to rot at their bottoms because the end grain lacks the protection of a top rail and is in a part of the porch which sees a lot of weather. When ends are identical (and deterioration is not extensive), balusters can sometimes be inverted in the railing, thereby relocating strong sections to the foot rail and weak sections under the hand rail. Where this isn't possible, repair is the next best route. Epoxy consolidants and fillers are a worthwhile investment for restoring hard-to-duplicate balusters such as turnings or sawn fretwork. Turned balusters with square ends are also candidates for partial replacement. Here, the damaged end is cut from the baluster right where the turned portion begins. Then, a new block of the same size is doweled and glued to the baluster, making a nearly invisible repair. When balusters are severely rotted, complete replacement (with stock or custom-made items) is the most practical option. Whatever the choice, backprime and caulk all joints before assembly to give the railing a head start on its next hundred years.

THE PRAIRIE SCHOOL


BY JAMES C.
MASSEY &
SHIRLEY
MAXWELL

~~~~~

**A**merica's suburbs abounded with Queen Anne-style peaks and turrets and machine-made ornament in the 1890s, but an almost unbelievable change was already in the air. For over two centuries we had copied and reinterpreted European styles and periods. Now an entirely new architecture — one that we still call “modern” — came to life on our Midwestern prairies. On the outskirts of Chicago, a group of young architects led by Frank Lloyd Wright was rethinking American building for the 20th century. Having helped produce the ultimate symbol of life in the industrial age, the skyscraper, these Midwesterners were ready to redefine the most basic building type, the house.

The Prairie School unofficially began in 1897, when Frank Lloyd Wright, Dwight Perkins, Robert Spencer, and Marion Hunt formed a coterie at Chicago's Steinway Hall, an eleven-storey office and theater building designed by Mr. Perkins. The Chicago School, as the movement initially was known, encompassed both skyscrapers and houses — not illogical, as many architects worked in both fields. Later, however, the term Chicago School was reserved for commercial-building designs, and Prairie Style or Prairie School was used to describe residential work. Considering its lasting impact and worldwide renown — it was the

*Stained glass was a major decorative element in the work of Prairie School architects. Frank Lloyd Wright's Charles Ennis House (1924) in Los Angeles exemplifies the Prairie School's effort to design entire environments for their clients.*







*Chicago's Robie House (1908-09) stands as Frank Lloyd Wright's Prairie School masterpiece. Its low, sweeping lines with vertical*

*accents and integration of interior and exterior space creates an impression of size on the small urban lot.*

first American architectural effort to be taken seriously in Europe — the Prairie School was short-lived in the United States. It flourished from 1900 until the beginning of the first world war, and then lost out to the fashion for revival styles, particularly the “Early American” Colonial Revival, in the post-war building boom. It never became the predominant style, although it had plenty of middle-class followers, particularly from Minnesota to Iowa.

**T**he low, earth-hugging Prairie house must have looked quite alien to eyes accustomed to mainstream, turn-of-the-century architecture. Easterners generally chose rather traditional Colonial Revival or European-inspired Beaux Arts-style houses in which to live. On the West Coast, those who wanted a change looked to the California Bungalow (see “Who They Were,” page 26). In the Midwest, however, where cities were booming, there was a fresh crop of architects and clients who were open to new ideas not influenced by European historical precedents and formal architectural training.


The new style did not spring up unheralded. Its designers had studied English art and social critic John Ruskin and the neo-gothicists, were well acquainted with the British Arts and Crafts movement, and were alert to the Japa-

nese aesthetic that became popular in the late-19th century. Gustav Stickley's magazine *The Craftsman* was also part of their design diet. But it was the influence of the Chicago architect Louis Sullivan that guided the young generation of architects to develop a truly regional style. Mr. Sullivan is credited with building the first skyscrapers and with the development of a remarkable system of terra-cotta ornamentation, but one of his greatest contributions was as an unofficial, beloved teacher. Many of the future Prairie architects worked in his firm of Adler and Sullivan, including Mr. Wright, who referred to him as “The Master.” Mr. Sullivan's writings and his informal lectures, titled the “Kindergarten Chats,” had a far-reaching influence. He tirelessly promoted a creative, individualistic approach to architecture not tied to style but to a way of thinking about buildings and building. He wanted to foster an architecture of democracy in the Jeffersonian tradition.

With an emphasis on fitting architecture into the environment, it is not surprising the final form Prairie houses took. Because prairies were flat, it followed that Prairie houses should be built low to the ground. Horizontal lines were punctuated by vertical elements — big chimneys, masonry piers, and tall casement windows — just as the prairie's horizon was broken by an occasional tree. The low roofline might be hipped, flat, or gabled, but it usually



George W. Maber designed solid, somewhat traditional-looking buildings with gable roofs, but the low, wide sweep of the eaves for the William Ison House in Kenilworth, Illinois, suggests his alliance to Prairie values.



had wide overhanging eaves and enclosed rafters, which provided shelter from the harsh prairie winds. There was no basement (unhealthy) or attic (inefficient). The general effect was likely to be that of a "high-waisted" building, with the visual emphasis placed on the top half of the second-floor level, accentuated by string courses or horizontal wood trim. The sturdy, square pillars that anchored the entrance and the corners of the building became almost a cliché of Prairie Style design.

Like Craftsman houses, Prairie houses claimed honesty in the choice of building materials. In contrast to the picturesque jumble of materials found in Queen Anne buildings, Prairie architects strove to use a single building material whenever possible. Although wood and stucco were often employed for economy's sake, masonry was

preferred — particularly the new, streamlined Roman brick in light colors.

Of the architects associated with the Prairie School, Frank Lloyd Wright was preeminent. As Sullivan's favorite assistant, Mr. Wright handled many of the firm's residential commissions while his bosses were busy with commercial buildings. Mr. Wright simultaneously built his own after-hours practice, much to Sullivan's displeasure when the

READING THE OLD HOUSE

THE PRAIRIE SCHOOL

Ribbon windows become part of the wall instead of holes punched into it — here a rectangular bay 1 sash deep by 6 wide  
Sash are casements with leaded glass in typical Prairie/Art & Crafts pattern


Low, pyramidal roof, massive but low and plain chimney

"Shirtwaist" effect: Wide clapboard siding with stucco at the second floor

Wide projecting eaves

Porte cochere

Pier



House is low to the ground (no raised basements)

2nd floor porch

Sideporch

**Key:** Low, sweeping horizontal planes cling to the Midwest landscape accented by vertical massing and projecting planes which provide counterpoint to the wide sweep of the house.


Source: Russell F. Whitehead, *Good Houses* — a collection of typical architectural styles in wood published by Weyerhaeuser Forest Products, 1922



“bootleg” enterprise came to light.

Following his awkward and rather sudden departure from Adler and Sullivan, one of Mr. Wright’s first independent commissions was the William H. Winslow House in River Forest, Illinois (1893). Although it had a bit of floral ornament, a la Louis Sullivan, the Winslow House marked the first stage in the development of Mr. Wright’s style. It was simpler and more squared-off than later Prairie houses, but the important horizontal stresses were already evident, as well as a wonderful hipped, Prairie roofline. Conservative buildings with a family resemblance to the Winslow House became popular in the builder suburbs of the 1910s, but Mr. Wright had greater ambitions.

The citizens of a democracy, he declared, needed “something better than [a] box” in which to live. So he set out to dismantle the old, cold box to make way for a warm, “organic” architecture. Despite its distinctive exterior appearance, the real achievement of the Prairie house lay in its freed-up floorplan and the way it made walls, inside and out, seem to disappear. At its best, the Prairie house was not a collection of walls defining empty spaces, but



*Prairie School aesthetics are treated to a solid, middle-class interpretation in this Monrovia, California, bungalow — horizontal lines, ribbon windows, wide eaves, square piers at the entry.*

flowing space that deemphasized the surrounding walls. Windows were no longer simply holes punched into walls, but “light screens” that invited the outdoors in. Interior walls gave way to head-high movable partitions that allowed air, light, and people to circulate freely. Without walls, one centrally placed chimney was enough to warm the whole house, physically and psychologically. The

Prairie house was more than a “style” — it was a call to revolution in the design of living spaces.

Two relatively low-budget Prairie designs that Mr. Wright did in 1900 for *Ladies’ Home Journal* (“A Home in a Prairie Town,” February 1901, and “A Small House with ‘Lots of Room in It,’” July 1901) were never built, but they were similar to more expensive houses that were constructed later. Their cross-shaped floorplans tell a lot about how the Prairie house was developing. Granted, the “Small House” has a gable roof as a sop to middle-class housewives. But the Prairie townhouse has a grand two-storey living room. These *Journal* designs helped disseminate the Prairie House idea to readers back East.

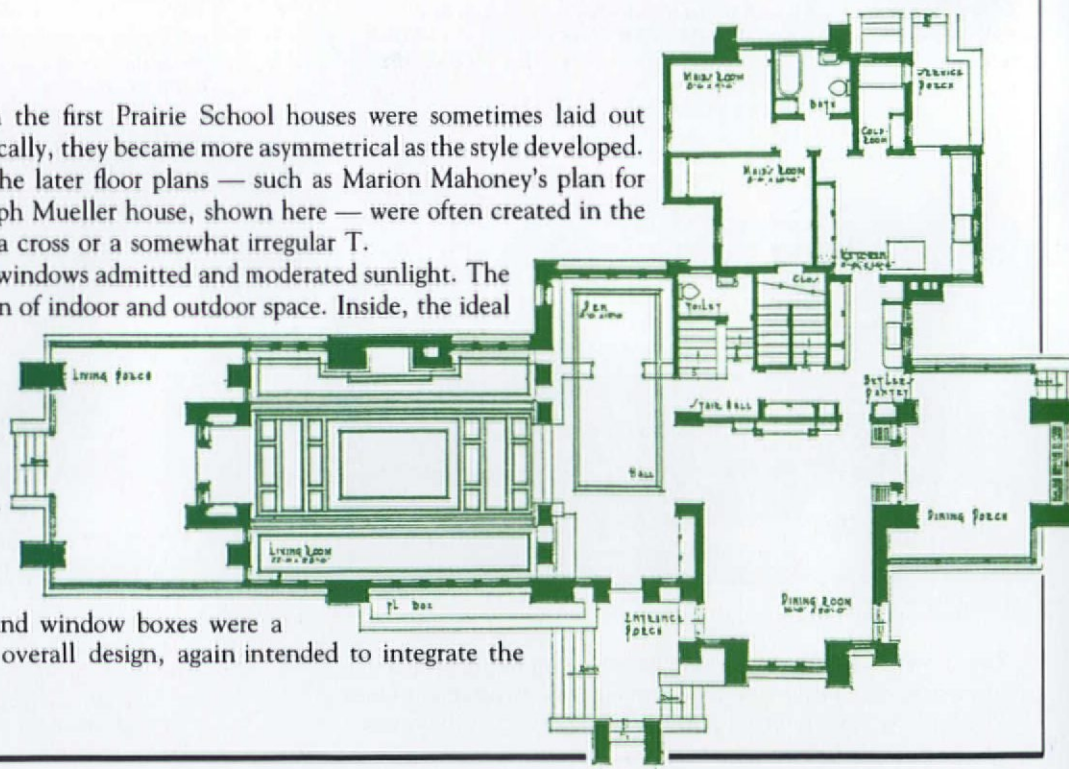
Mr. Wright’s great Prairie School masterpiece was the

## READING THE FLOOR PLAN

Although the first Prairie School houses were sometimes laid out symmetrically, they became more asymmetrical as the style developed. In fact, the later floor plans — such as Marion Mahoney’s plan for the Adolph Mueller house, shown here — were often created in the shape of a cross or a somewhat irregular T.

Strips, or ribbons, of windows admitted and moderated sunlight. The goal was total integration of indoor and outdoor space. Inside, the ideal

was a flowing, “one-room” floor plan, except where walls were needed for privacy, as in bedrooms and service areas. Porches, terraces, and *porte cocheres* extended the horizontal sweep of the house. Planters and window boxes were a significant part of the overall design, again intended to integrate the inner and outer spaces.





Frederick Robie House in Chicago's South Side (1908). The Robie House is designed to fit an urban corner lot — a far cry from the Prairie ideal of sweeping suburban lawns. Yet it gives the impression of great spaciousness, and meets Prairie standards in other important ways as well. For one thing, it has hardly any exterior walls; instead, long rows of windows beckon the outdoors in and lead out again to sheltered porches. It also has three complex levels of hipped roofs, a massive central chimney, and is constructed of Roman brick and concrete bands, all flowing horizontally.



*Wood banding on stucco became a favorite exterior treatment of the Prairie School, as seen in Frank Lloyd Wright's Edward R. Hills Residence (1906) in Oak Park, Illinois.*

**F**rank Lloyd Wright's personal life, always subject to unexpected detours, led him to Europe for an extended spell in 1910, and later to Japan and California. The Prairie

School did not just dry up and blow away with Mr. Wright's departure, however (although he was known to propagate such an idea). It continued to flourish as other architects found the limelight and developed their own styles. Some had been Mr. Wright's coworkers at Adler and Sullivan, and his colleagues on the top floors of Steinway Hall.

Among the most prominent of these were the Minneapolis architects William Purcell and George Elmslie, whose firm produced some of the best work of this style including the Harold Bradley House (1911) in Woods Hole, Massachusetts, and the Merchants Bank (1912, with George Feick) in Winona, Minnesota. Walter Burley Griffin, another no-

*Left: The William Gray Purcell House (1913) in Minneapolis, Minnesota, was designed by Purcell & Elmslie, who were Frank Lloyd Wright's strongest competitors before World War One. Right: Mr. Wright first used decorative "textile" cement block on the Mrs.*

*James Madison Millard House ("La Miniatura," 1923) in Pasadena, California. (Actually, Walter Burley Griffin had developed a workable system of concrete blocks called Knitlock in 1917, well before Mr. Wright's efforts.)*






table Prairie School architect, began his career in Mr. Wright's office and pioneered a split-level, vertical organization of space in contrast to Mr. Wright's horizontal flow. Mr. Griffin went on to international fame with his prize-winning design for the new Australian city, Canberra. Marion Mahoney, who later married Mr. Griffin, was an MIT graduate whose contribution to the Chicago School was mainly in the form of beautiful renderings, many of which she executed for Mr. Wright's office. She also designed,

under Mr. Wright's direction, much of the furniture and interior ornament for his houses. Barry Byrne entered Mr. Wright's studio in 1902 and remained until 1908, when he started his own practice. Two important houses by Byrne — the Franke House (1914) in Fort Wayne, Indiana, and the Clarke House (1915) in Fairfield, Iowa — show a more cubic, severe (see Reading the Floor Plan, page 50) enclosure of space and traces of Mr. Sullivan's sense of form. Other notable Prairie School architects include Robert C.




Spencer, Jr., who wrote more than twenty articles for *House Beautiful*; Thomas Tallmadge; John S. Van Bergen; George W. Maher; Vernon S. Watson; Charles E. White, Jr.; William Drummond; Eben E. Roberts; and George Niedecker, who designed several of Mr. Wright's better interiors, including those of the Coonley and Robie residences.

**A**long with the *Ladies' Home Journal* and *Craftsman* articles, the Prairie-house concept was also spread by pattern books, published in the Midwest and distributed nationally, which offered plans at low prices. A good

example is *Radford's Cement Houses and How to Build Them* (The Radford Architectural Company, Chicago, 1909), which presented several designs that nicely blended Prairie styling with early-20th-century building technology. Many such houses, built from pattern-book plans or designed by local architects, are scattered about the country, especially in the Midwest. The favorite vernacular form was a Foursquare with an off-center entrance and hipped roof, but gable roofs were also common.

Prairie houses shared some general characteristics with Stickley's Craftsman homes and Greene & Greene's California Bungalow: simple exteriors, functional floor plans, integration of house and environment, and an emphasis on horizontal lines and wide eaves. There was also a common interest in carefully finished interiors featuring natural woods, often set into panels on plastered walls; large fireplaces, frequently surrounded by richly colored, unpatterned tilework; and an overall emphasis on human scale. 

*Top: Radford's office produced hundreds of Prairie School plans, including this 1909 design, #8215 from Radford's Cement Houses. Middle: Copper sheathing at the ribbon windows distinguishes Frank Lloyd Wright's Meyer May House (1909) in Grand Rapids, Michigan. Bottom: Ribbon windows, flat roofs, and wide eaves are features of architect William Drummond's house (1910) in River Forest, Illinois.*







# GREEK REVIVAL TRAGICOMEDY



*In this old-house-living drama, moving a circa-1840 farmhouse took much more than just getting the building up on wheels.*

BY RUTH MOSSOK JOHNSON





What motivates someone to uproot her husband from the small historic house he loves . . . have another old house cut in half and trucked across a major thoroughfare disturbing traffic flow for two days . . . subject her family to camplike living conditions for almost two years . . . and incur incredible expense, frustration, and heartache — just to have an 1840 Greek Revival farmhouse for us to restore and call home?

I'm not sure.

But thus begins the story of David McCall Johnston, artist, and Ruth Mossok Johnson, me, his so-motivated wife.

The real seeds for this adventure were sown at a lunch that I had with my architect friend, Betty Lee Seydler-Sweatt. Bent on keeping David in the Detroit area (despite his readiness to relocate business and family to the East), I made the mistake of asking Betty Lee whether she knew of any historic houses in danger of being demolished. I was counting heavily upon David, who loves restoring old houses, being unable to walk away from a new

challenge. I hadn't counted, however, on how quickly Betty Lee would say yes. Her full response — "the Gravelins House" — was all I needed to hear. I jumped up from the table and grabbed my friend by the arm. We left lunch

behind and drove to a 19th-century farmhouse that I'd passed dozens of times without noticing it, behind a drive-in hamburger stand in a thicket of overgrown foliage and trees.

"It's perfect," I heard myself announce after a brief tour, noting the house's generous proportions, ample closet space, and generally needy condition. Betty chuckled as I drove home in a frenzy to tell David what we were going to do.

David did not chuckle. He stared at me blankly and slapped his forehead, saying, "You are kidding, aren't you? Do you know what's involved?" But he knew I wasn't kidding. This was



*Above: our "mobile bome" en route. Left: Here's how our kitchen looked — note the severed furring — after it was joined to the rest of the bouse.*



my vision, one in which I knew he'd be a willing partner — no matter what was involved.

The first couple of steps seem uncomplicated in retrospect. I logged a lot of miles looking for an appropriate piece of property on which to site the house. At the same time, I contacted the Farmington Historic Commission to inquire about the details of obtaining the house. I also set about the task of getting a mortgage.

We were incredibly fortunate to find a large wooded lot in Franklin, Michigan, secluded from shopping malls and office buildings. And the Historic Commission was thrilled that we were undertaking this project. The mortgage? Impossible! What bank would finance *pieces* of a house? They viewed our plans not just with skepticism but with utter disbelief. Needless to say, we were dismayed — until we found a credit union willing to provide the funds.

It didn't get easier after that. Finding a house mover for this unusual job proved difficult and time-consuming. After countless phone calls, we finally connected with a fellow who had moved homes for Greenfield Village, the respected museum in Dearborn, Michigan, a complex of over 100 restored buildings.

By this time, the project was in full swing, with Betty Lee on the payroll and David, thankfully, committed to going ahead. I can still picture him several days before our house was scheduled to go up on skids, giving what I fondly recall as his "sermon on the mound." With great gusto and not a bit of bravado, he shared knowledge gained from four previous restorations, describing in technical terms how easy it was to disjoin a house using crowbars in the corners. When the day came for the house to be separated, I stood in horror as the workman took a buzz saw and sliced through the house in neither a corner nor the area David had prescribed! Moments later, my horror turned to hysterical laughter as I recalled Dav-

## I stood in horror as the workman took a buzz saw and simply sliced through our house.

id's incredibly authoritative-sounding words. The house, now severed in two, went up on skids, along with the barn and garage. Tarpaulins and sheets of plastic were draped across the exposed sections in readiness for a mid-August move. And there it stood for months, while we attempted to coordinate all the players and permits. We dealt with house movers, county officials, the City, gas company, telephone company, electric company, police, cable-TV channels, and traffic personnel, to name just a few.

With each passing day, David and I became more frantic.

Our money was tied up, our nerves jangled. The worst part was that we were now living in a tiny cottage because our own home had sold unexpectedly in one day. The cottage, a horrible excuse for a house but the only available rental in the city, was so small that you had to walk in a single file to get from room to room. Our family ate in shifts seated on a couch pulled up to the dining room table. A veteran of many years of summer camp, I'd always told David I could live anywhere. But camp sure looked good at this point.

On the two coldest days of the year, in December, our Greek Revival house and all its associated pieces moved. It was placed on the designated site after two days en route, and there it was to endure seven months of snow, rain, wind, and hail. The Michigan elements ripped at the torn tarpaulins as we waited for a builder to bid on this mess we called "my vision" and friends jokingly called our "mobile home." David, depressed, refused to even drive by the house.

Betty Lee had put out the word that we were looking for a contractor. Not surprisingly, contractors were afraid of the project —



*Above: Our half-a-house is met with wholehearted dismay by Betty Lee and my Dad. Left: The foundation of poured concrete and concrete blocks was built up in the hole over which the house was suspended.*






and not just because David and I insisted on a respectful restoration.

That following July, we were ready to begin. Builder, architect, mason, plumbers, electricians, well digger, roofing expert, carpenters, plaster specialists, surveyors, building engineers, assorted craftspersons. . . . It seemed a miracle that this cast of thousands (for so it appeared) assembled on cue.

The subsequent work and the general chaos that ensued is another story in itself. In recalling those days, in the hottest summer in Michigan's recorded history, I still laugh to think of my dear father entering the house and to see the carpenters tearing up the



1950 hardwood flooring. "My goodness, Ruth," he exclaimed. "They're ripping out the only *good* thing in this whole house!"

He couldn't fathom the thing of beauty that our house would become. Even David and I despaired sometimes of seeing my vision — by now, *our* vision — realized. But of course it was. The labor of love has become a house of love. It simply had come on a difficult journey. 

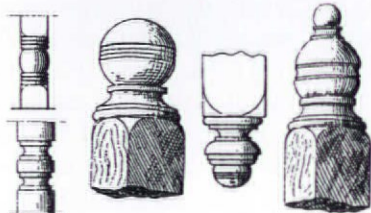
*Above: Greek columns were missing from our front porch, which had been entirely gassed in. We had appropriate columns reproduced. Left: In the restored living room, Americana collectibles find a home on an antique "smiling whale" shelf.*



## Wood Turnings For GAZEBOS, PORCHES & STAIRS

◆ Produced from authentic millwork patterns ◆

- ◆ Finials ◆ Balusters ◆ Drops ◆
- ◆ Railing ◆ Porch Posts ◆
- ◆ Newel Posts ◆ Corner Blocks ◆
- ◆ Rosettes ◆ Gable Ornaments ◆
- ◆ Over 100 patterns ◆



All products in Solid Redwood or Clear Heart Cedar; no finger joints or laminated construction. Choose from our authentic designs, or we can custom-turn items from your photos or architectural drawings.

Call or write for quote.

## CUSTOM WOODTURNINGS

4000 Telephone Road Houston, TX 77087  
(713) 641-6254

## FINE ARCHITECTURAL LIGHTING



HCM-27

OUR HUNTINGTON SERIES FEATURES a dining room fixture, shown above, and also includes flush ceiling and wall mounts.



2080-B CENTRAL AVENUE, DUARTE, CA 91010  
TEL 818 359-3298 FAX 818 303-1860

## ANTIQUE REPRODUCTION SHOWERHEAD



12-Inch Diameter

The most luxurious and soothing shower imaginable will be yours with this decorative 12-inch diameter Country French-style showerhead. A unique, self-contained reservoir neutralizes outlet water pressure and lets water fall rain-gentle through more than 450 openings in a pattern large enough to cover your entire body. The sensation can only be described as "incredible". Available in either polished brass or stainless steel reservoir with stainless faces. Installs to standard 1/2" piping quickly and easily with J.B. adapter.

Call for prices and specifications.

JB Products, Inc., 500 N. Oakwood Rd.,  
Lake Zurich, IL 60047 (708) 438-9100.  
JB Products is a division of Arrow Pneumatics, Inc.

## Victorian and Country Bentwood Screen & Storm doors

- Hand crafted hardwood
- Authentic period hardware
- Styles include: Victorian, Colonial  
Cape Cod, Ranch


Catalogue \$2.00 (Refundable with order)



(313) 664-1756

GRAND ERA  
REPRODUCTIONS

P.O. Box 1026J • Lapeer, MI 48446



Why put a new fan in an old house?

Send \$2.00 for brochure.

EMERSON,  
CIRCA 1900


# THE FAN MAN

DEPT. OHJ 4614 TRAVIS DALLAS, TEXAS 75205 214-559-4440



by Gordon Bock

## JACKS HEAVY-DUTY



Photos: Gordon Bock

*Cribbing — a framework of 6" x 6" or better timbers, paired and laid at right angles to each other — will support heavy loads over a broad surface area, and can be built up to the desired height.*



lumping house parts — like porches — sometimes need a lift. Enlisting automotive jacks for

even light-duty construction jacking is a poor idea. These devices are built with only temporary service in mind and their capacity is limited to a couple of tons or so. The proper tools for lifting sections of buildings are heavy-duty portable jacks. These are hand-operated machines capable of lifting very heavy loads short distances. Three types are common:

- **Bell-bottom screw jacks** ("house jacks"): Screw jacks operate on the threaded-screw-and-nut principle, which gives them impressive lifting capacities, up to 24 tons in large models. Screw jacks have long been favorites for leveling and moving houses because of their simple con-

struction, positive operation (there is little chance a screw will slip), and gradual, gentle movement. To jack, the screw is rotated up out of the threaded base, either by turning the head with a bar slipped through holes (like a capstain) or working a ratcheted lever. Screw jacks should be clearly labeled with their rated sustaining capacity — the maximum load in tons which they are designed to sustain.

- **Ratchet jacks** ("railroad jacks"): Ratchet jacks employ a rack-and-lever mechanism to jack via leverage — much like an automobile bumper jack. They operate much quicker than a screw jack, and have been put to work for decades in shipyards and for jacking empty boxcars to make repairs. In operation, downward pressure on an inserted handle pries up the central toothed rack of the jack one tooth at a time, locking it at the new height with a spring-loaded pawl (catch). Most ratchet jacks have two lifting points, a central cap and a lower, off-center "toe" for jacking

where there is very low clearance. Ratchet jacks are usually labeled with two capacity ratings, sustaining and lifting. While the sustaining capacity may be substantial (up to 20 tons), the lifting capacity may be much less (12 tons, for instance) because of the physical effort required to operate the jack.

- **Hydraulic jacks** ("whiskey jacks"): Hydraulic jacks depend on the movement of oil, rather than a mechanical means, to lift loads. They are compact, which makes them well suited for jacking in tight spaces. They also have excellent lifting capacities (2 to 55 tons is common for heavy duty units) and, while not as fast as a ratchet jack, require much less effort to operate. Because of their efficiency and ease of operation, hydraulic jacks are very popular for all kinds of lifting and pressing applications. Hydraulic jacks should always have their maximum safe load indicated on a nameplate on the body of the tool.

*continued on page 60*

**a.** Hydraulic jacks in 2-, 5-, and 20-ton sizes. Caps in small models may screw out to aid set-up.

**b.** Bell-bottom screw jack.

**c.** Ratchet jack. The lifting "toe" (just above the base) moves with the main rack.





**HISTORIC  
WHITE OAK ROOFING**

**Oak Crest  
MFG. INC.**




**Lifetime Oak  
Roofing**  
Known to Last  
80 or more years.

- Authentic Hand Split Oak Shakes as used by settlers centuries ago - ideal for authentic restorations.
- Beautiful Split Sawn Oak Shingles- Split textured surface for a rustic look with the uniformity of a shingle.
- Smooth Sawn Oak Shingles - a neatly sawn shingle ideal for conventional roofing and siding.

**A Unique Wood Product**

**FOR INFORMATION  
WRITE OR CALL  
OAK CREST MFG.,  
P.O. BOX 5885  
KNOXVILLE, TN 37928  
(615) 922-1311  
800-678-3145**



**Decorative Metal Ceilings**  
Original turn-of-the-century patterns

Using eighty year old dies, the W. F. Norman Corporation is once again producing metal plates for the design of ceilings and wall coverings. Their growing popularity stems not only from nostalgia but from their beauty, permanence, fireproofing and economy.


The fullness of the Hi-Art™ line — including center plates, corner plates, border plates, cornice and filler plates — permits classic designs to be produced that are architecturally proportioned for an exact fit.

Write for reproduction copy of 72 page illustrated catalog. Price \$3.

**W.F. Norman Corporation**

P. O. Box 323 • Nevada, Missouri 64772 • 1-800-641-4038

**When Historical Accuracy Is Essential, Specify...  
Doors And Windows By Camden**



Camden Window & Millwork specializes in detailed restoration and custom duplication of wood doors and windows for rehabilitation and new construction. Faithful re-creation of architectural detail has won Camden assignments on such prestige projects as Ellis Island, Carnegie Hall, the New Jersey State Capitol, and the Rhode Island State Capitol. Architects and builders rely on Camden Window & Mill-

work for faithful execution of their designs. They know that Camden takes pride in a true custom approach to architectural millwork . . . and will work hand-in-hand with you to ensure

that the most minute details are right. Whether your design calls for a line-for-line historical replication or a brand-new concept, put Camden's years of millwork experience to work for you.

**Camden Window & Millwork**


*When History Must Be Repeated*

1551 John Tipton Boulevard  
Pennsauken, N.J. 08110

1-800-345-2338 (NJ) 609-662-4646 (FAX) 609-486-9011



continued from page 58



Left: When possible, use a bearing plate ( $\frac{1}{8}$ "- $\frac{1}{4}$ " steel plate) between the jack and the work to distribute the force of the jack over a broader surface. Right: Always stand clear of the bar or lever when jacking, in case it kicks back or gives way suddenly.

Businesses that deal in construction or rigging equipment usually sell heavy-duty jacks, or they can be rented from tool rental companies. Screw and ratchet jacks are big, expensive (\$150 and up), and fairly specialized tools, so consider leasing by the week for \$30 to \$50.



afety is a critical part of using heavy-duty jacks.

The potential for disaster is very real if a jack slips or fails, dropping the weight of a load all at once. The first step is to inspect the jack itself:

- Make sure you fully understand the operation of the jack in both lifting and release modes. Ratchet jacks, in particular, may be designed with two release methods: reverse ratchet (for lowering under load) and speed trip (for rapid lowering under no-load conditions). Speed-trip releases can be hazardous if engaged accidentally, and jacks with this feature are generally not used on potentially dangerous jobs.
- Inspect the jack for damage or telltale signs of wear. Look for: 1)

cracked or damaged housings, 2) loose fasteners (bolts or rivets), 3) poorly operating swivel heads or caps, 4) worn or damaged threads, 5) rack teeth that are chipped, cracked or broken, 6) wear or defective operation of rack and safety pawl, 7) leaking hydraulic fluid, 8) scored or otherwise damaged plunger. *Never* use damaged jacks.

Proper set up is also a part of safe jack usage:

- Never load a jack beyond its rated lifting capacity.
- Position the jack so there is adequate room to swing its bar.
- Provide a firm support under the jack base so it won't move under load. Brace the jack if there is a possibility that it will move during jacking. If the load is being lifted completely by several jacks so that it is otherwise unsupported, it should be braced with lateral struts to prevent the jacks from walking over all at once.
- Never set up a jack directly on the ground. Even soil that appears to be firm can compact easily and may shift, upsetting the jack. Instead,

place the jack on wide, thick boards, or cribbing.

- Never locate a jack near digging or excavated earth, or where there will be digging in the future. Plan placement so the jack won't have to be relocated halfway through the job.
- Always set the jack up plumb, on a horizontal surface. Jacks should also be placed directly under the load; off-center loading greatly increases the chances a jack will tip over.

Last, follow good procedure when using a jack:

- Never use oversize bars or "cheaters" — only those meant for the jack. Always remove the bar or lever when finished jacking.
- Never extend a jack screw, rack, or ram out of its case beyond its designed limits.
- Continually watch the work and the jack for signs of problems. Shifting or tipping of the jack may mean improper support, and increase the chance of the jack buckling out from under the load. Watch for movement in the work that may shift or release suddenly. When possible, jack with a partner.
- Follow the load with cribbing or blocking to support it in case the jack fails. Once the load is lifted to its final height, crib or block it with wedges so that the jack is completely relieved of the load.
- Don't rush. Jacking patiently, a step at a time, reduces the possibility of making careless mistakes that can lead to injuries. Slow, gradual lifting also minimizes the shock to the load being lifted (two-to-three turns per day on a screw jack may be plenty when leveling large building sections).

## Supplier:


Templeton, Kenly & Co., Inc.  
2525 Gardner Road, Dept. OHJ  
Broadview, IL 60153

(708) 865-1500

*Manufacturers of Simplex screw, ratchet and hydraulic jacks; contact for nearest distributor*



# VICTORIAN DOOR AND CABINET HARDWARE




Our Victorian Door and Cabinet Hardware Catalogue has what we have found to be the most asked for hardware plus many hard-to-find items such as floor registers, bar rails, towel bars, stair rods and ice box hardware.

Classic Brass & Hard-To-Find Parts  
Send \$3 For Complete Color Catalogue

**BATHROOM MACHINERIES**  
BOX 1020-OH • MURPHYS, CA 95247  
(209) 728-2031

Also- Victorian Plumbing Catalogue, send \$3.



## Architectural Sheet Metal Ornaments

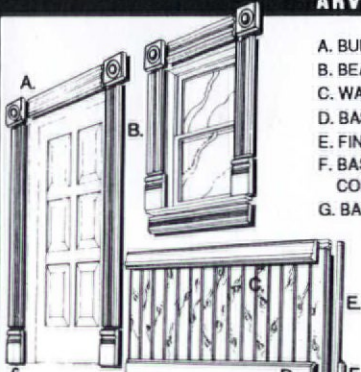
Now available from the W.F. Norman Corporation, makers of Hi-Art® Steel Ceilings - a complete, 94-year-old line of architectural sheet metal ornamentation including:

|            |             |           |                        |                   |                   |
|------------|-------------|-----------|------------------------|-------------------|-------------------|
| • moldings | • balusters | • finials | • marquee              | • crestings       | • lion heads      |
| • brackets | • urns      | • scrolls | • enrichments          | • garlands        | • conductor heads |
| • corbels  | • capitals  | • leaves  | • glass pendant frames | • panel ornaments | • and fittings    |
| • rosettes | • festoons  | • friezes |                        |                   |                   |

Over 1300 catalog items available in zinc or copper. Custom reproduction inquiries invited. W.F. Norman also produces building cornices, lintels, capitals, window hoods, finials and weathervanes.




**W.F. NORMAN CORP.**  
Complete catalog \$2.50 P.O. Box 323 Nevada, MO 64772 800-641-4038  
(in Missouri: 417-667-5552)

### ARVID'S MAKE BEAUTIFUL MOULDINGS




- A. BULLEYE
- B. BEADED CASING
- C. WAINSCOT
- D. BASEBOARD
- E. FINISHED END
- F. BASEBOARD CORNER
- G. BASEBLOCK

- \* OVER 700 PROFILES
- \* REPRODUCTIONS OUR SPECIALTY
- \* \$50.00 BLADE CHARGE
- \* BULLSEYES, BASEBLOCKS
- \* CORBELS, ARCHES, MANTELS
- \* ACCESSORIES
- \* CUSTOMS WELCOME!
- \* WE SHIP ANYWHERE!
- \* SHIPMENT IN 7-10 DAYS!!!
- \* 110 PAGE CATALOG...\$5.50 PP
- \* PHONE.....206-252-8374
- \* TOLL-FREE.....800-627-8437
- \* FAX.....206-258-4334

**YOUR WOOD MOULDING STORE 2820 RUCKER AVENUE EVERETT, WA 98201**


## Plantation Columns



All aluminum for strength and durability; complete with ornamental capital and base. 6" square, up to 12' tall; 8" square, to 18'. Quick, easy installation.

*Moultrie Manufacturing Co.*

Box 1179, Dept. OJ240  
Moultrie, GA 31776-1179  
Toll-Free 1-800-841-8674



## MODERN VENTILATION




Control moisture vapor, damp rot, corrosion, and excessive heat with Midget Louvers... in regular and L.D. models, available in aluminum, anodized or chrome plated. Sizes 1" to 6" and 1/4" Thimble type. Weather and insect resistant... ideal for wood, metal, and concrete applications. Universally used by industry, builders, laboratories.

### MIDGET LOUVER COMPANY

(203) 866-2342  
800 MAIN AVENUE  
NORWALK, CONNECTICUT 06851

## Plaques



Erie Landmark Co. offers custom-lettered bronze markers for indoor-outdoor use.

-National Register Plaques:  
starting from \$ 50.00

-Custom wording:  
starting from \$ 90.00

-All sizes from Medallions to  
Roadside Markers

-Graphics & Logos Reproduced

-Metal Photo Images

-Discounts to Historical Societies

**Call or send for FREE brochure:**

**Erie Landmark Company**  
4449 Brookfield Corporate Dr.  
Chantilly VA 22021-1642

**Toll Free: 1-800-874-7848**

Fax: 703-818-2157

Satisfaction guaranteed

Please allow 6-8 weeks for delivery




# RESTORATION PRODUCTS

by Lynn Elliott

## Double-Duty Deck Aid

Don't let the name fool you. The new Maine Deck Bracket is useful for building decks *and* restoring old verandahs and porches because they're all plagued by the same problems: sill rot and ant infestation. The deck bracket prevents the moisture buildup that promotes these conditions by creating a ventilation space between building and deck. It is bolted directly to the sill or framing of the building, and then attaches to



*A deck bracket prevents moisture buildup by separating the deck or porch from the house.*

the porch frame by a double header. It retails for \$19.95 per bracket and is available from lumberyards and home centers. For a list of distributors, contact Crawford Products, Inc., 30 Winter Street, Dept. OHJ, West Hanover, MA 02339; (800) 225-5832.

## Traditional Screen Doors

New England Screen Door Company's reproduction screen doors are solidly made of mahogany and cedar, in eight traditional New England




*The first screen doors date from the 1890s.*

styles such as the door pictured left. Door patterns are true to the originals, but have been updated to feature removable screens so that in winter you can substitute panels of tempered glass (sold separately). Prices, including hardware, range from \$310 to \$600; custom sizes cost \$50 extra. For information: New England Screen Door Company, P.O. Box 128, Dept. OHJ, Bristol, ME 04539; (207) 563-1588.

## Porch-Post Bases

The bases for porch posts and columns should "breathe" to promote air circulation and drainage. Temple Aluminum Foundry makes such bases — unobtrusive compared to industrial versions, which overlap the bottom of the post. The base nails to the bottom of the wood post, and pressure from the porch holds it in place. Aluminum porch-post bases cost from about \$1 to \$13 apiece, depending on size, and are available at most lumberyards. For your local distributor, contact Temple Aluminum Foundry, Inc., P.O. Box 44, Dept. OHJ, Temple, PA 19560; (215) 926-2125.

*Porch-post bases range in size from 2" x 4" to 12" x 12".*




## Picket Authentic

If you've always envisioned your "dream" home surrounded by a white picket fence, then check out Texas Standard Picket Company's Victorian pickets. The company's cedar picket is an exact reproduction of one from the fence of an 1847 house in Castroville, Texas. The picket (left) first appeared on the Western frontier during the mid-1800s and peaked in popularity around the turn of the century, perhaps as a result of circuit-riding Methodist preachers who carried the design with them as they moved. The cost: \$2 per picket. For information: Texas Standard Picket Company, 606 W. 17th St., Ste. 304, Dept. OHJ, Austin, Texas 78701; (512) 472-1101.

*In this Victorian fence, frontier meets fleur-de-lis.*



# Victorian fence pickets



These rare documented Victorian fence pickets were popular in Texas around the turn of the century. Our firm is recreating these pickets in natural untreated cedar at \$2. each. Their dimensions are 3/4" x 2-1/4" x 42", and with one picket width spacing, it takes about 3 pickets per linear foot of fence.

Send \$2.00 for picket sample and full scale design pattern to:


Texas Standard Picket Co.  
606 W. 17th, Suite 304  
Austin, Texas 78701

(512) 472-1101

F.H. Morey, Prop.

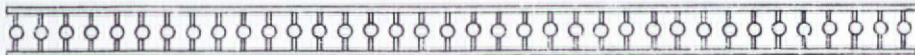
# G·I·N·G·E·R·B·R·E·A·D

THE TRADITIONAL WAY TO ENHANCE YOUR HOMES' VALUE & LOOKS



- CLASSIC VICTORIAN DESIGNS RECREATED
- BRACKETS-MOLDINGS-ROOF TRIM-FINIALS
- PICKETS-PORCH PARTS-SPANDRELS
- FOR INTERIOR & EXTERIOR USE
- NO MINIMUM ORDER - EASY INSTALLATION
- SEND \$1.25 FOR ILLUSTRATED CATALOG AND NEWSLETTER SUBSCRIPTION

HICKSVILLE WOODWORKS CO.  
265 JERUSALEM AVE., DEPT. OHJ  
HICKSVILLE, NY 11801  
**1-800-526-6398**




## We Make Wood Beautiful. Again.

On-Site Architectural Wood Finishing Services

State-of-the-Art Stripping Techniques • Custom Colors and Finishes  
Repairs, Restoration and Refinishing of Woodwork and Furniture

*Wayne Tawke, Inc.*

8 Thayer Street, Boston, MA 02118 (617) 423-2902



Many Classic  
Antique  
Mantels In  
Stock

We offer one of the largest selections of completely restored authentic door hardware in the country. Plus many other architectural and unusual antiques.



**By-Gone Days  
ANTIQUES, INC.**

Specializing In Architectural Antiques

3100 South Boulevard • Charlotte, NC 28209  
Telephone (704) 527-8717

## ENJOY SOAPSTONE WARMTH

It lasts longer, feels better, and comes from  
America's most beautiful woodstoves!

**Solid Soapstone** is nature's most beautiful, durable, and efficient stove material. Pound for pound, soapstone absorbs twice as much heat as metal—and releases it steadily and evenly, long after the fire has died. The heat is gentle, even, and soul-satisfying.

Our airtight, high-efficiency stoves combine the comfortable day-and-night warmth of soapstone with the grace and beauty of fine furniture. Each stove is individually crafted with detailed iron castings and hand-polished stone. Variations in grain and color assure that each stove is unique.



Since first patented in 1797, soapstone stoves have been treasured family heirlooms in New England.

and incorporate the latest in woodburning technology.

Each stove has an internal catalytic combustor that boosts heat output and virtually eliminates pollutants. The double walls of soapstone maintain the high temperatures necessary for combustion efficiency.

Now our new financing plan makes it easier than ever to own a Woodstock Soapstone stove, with *no down payment* and low monthly terms. Mail the coupon below to find out more, or call the factory direct at 603/298-5955.



Woodstock Soapstone stoves offer both traditional and contemporary styling.

AS LOW  
AS \$ **38<sup>50</sup>**  
/MONTH

Name \_\_\_\_\_  
Address \_\_\_\_\_  
City/State/Zip \_\_\_\_\_  
Phone (day) [ ] \_\_\_\_\_  
Phone (evening) [ ] \_\_\_\_\_

**FREE  
COLOR  
CATALOG**


**WOODSTOCK SOAPSTONE CO., INC.**  
Airpark Rd., Box 37H/55, W. Lebanon, NH 03784

TOLL FREE **1-800-866-4344** 9-5 M-Sat



## Greene & Greene Table

For each of their major residences, the Greene brothers handcrafted furniture to blend with the rich wood tones and motifs of the interiors (see "Who They Were," page 26). Designed for the Charles M. Pratt House in 1909, this octagonal living room/library table (shown below) is reproduced by furniture-maker James Randell. The table is crafted in mahogany with ebony and sterling-silver inlay. Its dimensions are 29" H x 54" W x 36" D. Made to order, it costs \$8,750. For information: James Randell, 768 North Fair Oaks Ave., Dept. OHJ, Pasadena, CA 91103-3044; (818) 792-5025.



*The table's silver inlay contrasts with the geometry of its drawer and legs.*

## Craftsman Curtains

"Give special attention to fabrics and needlework so that there may be no



photo: Don Betts

*Patterns that combine both stencilling and needlework are also available for the curtains.*

discordant note in the interiors," advised Gustav Stickley in *Craftsman Furnishings for the Home* (1912). And so he did. Today, Craftsman Curtains and Linens reproduces many of

his patterns for their handcrafted products made of textured fabrics. The Checkerberry Border Stencil on the curtain panel (shown left) is a bold design that originated at the turn of the century, and the poinsettia table runner is a natural flax-colored linen embroidered with white linen floss. All curtains and linens also can be made from a kit. Prices vary. For information: Craftsman Curtains and Linens, 1 Cider Mill Lane, Dept. OHJ, Upton, MA 01568; (508) 529-3416.

## Prairie-Style Print Table

When Frank Lloyd Wright built his own Oak Park, Illinois, studio, he also designed an elegant table for viewing his Japanese prints. A reproduction of this print table, as it became known, is now available. It's a gateleg table that opens up, making it useful as an occasional table in a room with limited space. Made of quarter-sawn oak with a medium



*This print table was also used in Frank Lloyd Wright's Francis Little House and the Susan Lawrence Dana House.*

brown finish, the table's dimensions are 46" H x 48" W x 44" D. Price is \$6,400, made to order only. Write for a free catalog: Heinz & Co., 1701 Clyde Park, SW, Dept. OHJ, Grand Rapids, MI 49509; (616) 243-9666.

## Arts and Crafts-Style Rugs

Depending on the taste and budget of the owners, wood floors in Arts & Crafts homes would have area rugs or simply be left bare. The choice for your period home may be an easy one after you see the custom-made, period rugs of Blue Hills Co-operative. Some designs are adaptations of Craftsman embroidery; others are inspired, like the originals, by the geometric patterns of the American West. Rugs are handhooked from 100% wool and custom dyed. Depending upon the design, they cost between \$35 and \$50 per square foot (10% surcharge on rugs smaller than 48 sq.ft.). For information: Blue Hills Co-operative, 22 East Lanneau Drive, Dept. OHJ, Greenville, SC 29605; (803) 232-4217.



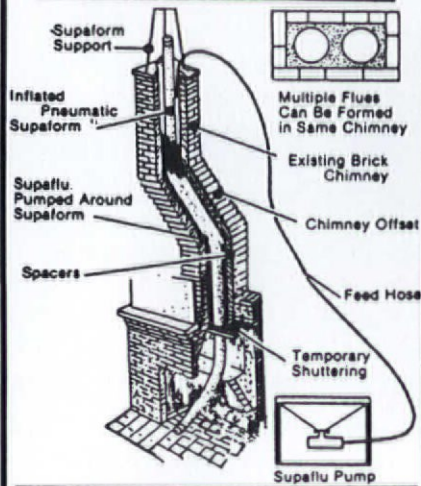
*All of the area-rug patterns also can be adapted for stair runners.*

photo: Don Betts



# supaflu™

The Ultimate Flue Liner  
For Masonry Chimneys



## Cast-In-Place Lining

- Seals
- Cures Condensation
- Insulates
- Improves Combustion Efficiency
- Lines & Makes Chimneys Safe
- Impervious to Corrosion
- All in One Process

Tested and Listed by an ASTM and ACIL approved laboratory to UL 103-2, 100 F., Canadian ULC-S629-M-1981 and UL Requirements for Non-Metallic Chimney Lining System - 1985.

Supaflu is recognized by the International Conference of Building Officials - Report No. 3937.

**National Supaflu Systems**  
Chimney Lining and Relining

P.O. Box 89 Walton, NY 13856

(607) 865-7636

**PLAQUES**

THIS PROPERTY HAS BEEN  
PLACED ON THE  
**NATIONAL REGISTER  
OF HISTORIC PLACES**  
BY THE UNITED STATES  
DEPARTMENT OF THE INTERIOR

**SMITH - CORNELL, INC.**  
P.O. Box 686 OHJ  
Auburn, IN 46706  
PH: 219-925-1172 (IN)  
800-325-0248

FINEST QUALITY

# MAD RIVER

## WOODWORKS

Classic Millwork

- Balustrades
- Brackets
- Corbels
- Molding
- Pickets
- Running Trim & More!

P.O. Box 1067, Dept. H2  
Blue Lake, CA 95525-1067  
707-668-5671  
Catalog \$3.00

**RESTORATION WORK**

## THE STEWART IRON WORKS COMPANY

Traditions in Ornamental Iron for over 100 years.

- ♦ Forge and anvil construction.
- ♦ Victorian/Edwardian styles.
- ♦ Fences/gates.
- ♦ Custom design.

Write for our new "1913 Catalog"  
(Enclose \$2 for handling and postage.)

20 West 18th Street  
Covington, KY 41012-2612  
606-431-1985

**At Last!**

### Authentic Reproductions

Our classical hardware collection features hard-to-find crystal, brass, iron, and porcelain Olde Worlde Restoration Hardware for cabinets, furniture, doors and windows. Send \$3.50 for our catalog or SASE for crystal knob brochure.

*Crown City* **HARDWARE CO.**

SINCE 1916

1047 N. ALLEN AVE. DEPT. J90  
PASADENA, CA 91104

**WEED CONTROL WITHOUT CHEMICALS**

**NO MONEY DOWN  
PAYMENT PLAN**

## DON'T LET WEEDS AND BRUSH TAKE OVER YOUR LAND

MADE IN USA

- **HANDLE THE TOUGHEST MOWING JOBS**  
Slices through 1 1/2" saplings on the most difficult terrain.
- **QUICK AND EASY**  
38" cutting swath with exclusive power steering control.
- **COMMERCIAL QUALITY**  
The self-propelled sickle bar mower used by Rental Yards and Highway Departments.
- **BEST VALUE**  
The most mower for the least cost.

**KINCO** Dept. OH07  
170 N. Pascal  
St. Paul, MN 55104, 612-644-4666

**SEND FOR FREE LITERATURE TODAY**

YES, send me FREE information including factory direct pricing, models, and special savings plans.

Name \_\_\_\_\_  
Address \_\_\_\_\_  
City \_\_\_\_\_ State \_\_\_\_\_ Zip \_\_\_\_\_





Mail-order plans have a long history in shaping the residential architecture of the country. Of the thousands of house plans available today, few exhibit good design and a grasp of historical proportion and detail. So, in response to requests from OHJ readers, the editors have "done the homework": We've hand-picked plans. In each issue, we offer the most attractive, authentic, and buildable of the historical designs, from all periods of American architectural history. Let us know what plans you're looking for. You can order actual blueprints for all the houses featured. Plans conform to national building-code standards — however, *modifications are usually necessary for your site and local requirements, so you'll probably need the assistance of a professional designer (your builder may qualify) or an architect.*

For the houses shown in this issue, blueprints include:

- **Foundation plan** for basement or crawlspace. (Crawlspace plans can easily be adapted for full basements by your builder.)
- **Detailed floor plans** showing all dimensions for framing, plus detailed layout and location of electrical and plumbing components.
- **Interior elevations** are included in some plans, showing interior views of kitchen, bath, fireplace, built-ins, and cabinet designs.
- **A window and door schedule.**
- **Building cross sections:** cornice, fireplace, and cabinet sections when needed to help your builder understand major interior details

- **Framing diagrams** that show layouts of framing pieces and their locations for roof, first and second floors.
- **Energy-saving specs,** including vapor barriers, insulated sheathing, caulking and foam-sealant areas, batt insulation, and attic exhaust ventilators.

Why order multiple sets? If you're serious about building, you'll need a set each for the general contractor, mortgage lender, electrician, plumber, heating/ventilating contractor, building permit department, other township use or interior designer, and one for yourself. Ordering the 8-set plan saves money and additional shipping charges.

Other notes: (1) Plans are copyrighted, and they are printed for you when you order. Therefore, they are *not refundable*. If you order additional sets of the same plan within 30 days of your original order, you can purchase them for \$15 each. (2) Mirror-reverse plans are useful when the house would fit the site better "flopped." For this you need one set of mirror-reverse plans for the contractor; but because the reverse plans have backwards lettering and dimensions, all other sets should be ordered right-reading. (3) Heating and air-conditioning layouts are not included. You need a local mechanical contractor to size and locate the proper unit for your specific conditions of climate and site.

THIS IS YOUR SHIPPING LABEL. PLEASE PRINT CLEARLY

OHJ HOUSE PLAN SERVICE  
435 Ninth St.  
Brooklyn, NY 11215

SEND TO: \_\_\_\_\_  
ADDRESS (Street address only) \_\_\_\_\_  
CITY \_\_\_\_\_ STATE \_\_\_\_\_ ZIP \_\_\_\_\_

PLEASE SEND THE FOLLOWING:

|                                                                                        |              |
|----------------------------------------------------------------------------------------|--------------|
| PLAN NAME _____                                                                        | PLAN # _____ |
| #1 <input type="checkbox"/> ONE COMPLETE SET OF WORKING DRAWINGS                       | \$ _____     |
| #2 <input type="checkbox"/> FIVE SET PACKAGE                                           | \$ _____     |
| #3 <input type="checkbox"/> EIGHT SET PACKAGE                                          | \$ _____     |
| #4 _____ ADDITIONAL SETS OF WORKING DRAWINGS @ \$15 each                               | \$ _____     |
| #5 <input type="checkbox"/> PLEASE INCLUDE ONE ADDITIONAL SET OF MIRROR REVERSE @ \$25 | \$ _____     |
| ADD POSTAGE AND HANDLING                                                               | \$ 7.50      |
| <b>TOTAL \$ _____</b>                                                                  |              |

CHECK ENCLOSED      CHARGE TO:     VISA     MC

CARD NO. \_\_\_\_\_ EXP. DATE \_\_\_\_\_

SIGNATURE OF CARD HOLDER \_\_\_\_\_  
DAYTIME PHONE # \_\_\_\_\_

Coupon expires May, 1991

0790



GIVE MILDEW A SHOT WITH  
STAY-CLEAN I/E



THE TEAM  
"STAY-CLEAN I/E"  
AND "GONE"  
user friendly

- Newly formulated
- Tested to be 30% more effective than mercury and tins.
- 3 times less toxic than aspirin.
- Interior/Exterior use
- Treats one gallon of paint for less than \$3.00 (retail)

For quick effective mildew clean up get "GONE" mildew wash and cleaner concentrate make one gallon for less than \$2.00. Display in your paint RX area.

**ENVIRO-CHEM, INC.**

P.O. Box 1298

Walla Walla, WA 99362

To order call 1-800-247-9011 Ext. 102

8 a.m. to 5 p.m. Pacific Time

Write for "How-to" folder- FREE

## ANTIQU PLUMBING FIXTURES



Claw Tubs • Brass & Chrome Showers • Shower Rings • Pedestal Sinks • Faucets • Oak High Tank Toilets • Cage Showers • Cross Handles Porcelain • Hard-to-Find Parts • A Huge Selection of Accessories • Expert Advice

Plumbing Catalog  
\$6.00

## VICTORIAN AND TURN OF THE CENTURY Chandeliers, Sconces & Fixtures



• Design • Replacement Parts & Glass Shades  
• Contract  
• Manufacturer  
• Restoration

THE MOST COMPLETE  
SOURCE FOR ANTIQUE  
AND REPRODUCTION  
GAS, OIL AND  
ELECTRIC LIGHTING

Lighting Catalog \$5.00

Call toll free 1-800-366-3347. We accept VISA/MC/AMEX  
THE FINEST LAMP & FIXTURE RESTORATION AVAILABLE.  
**ROY ELECTRIC CO., Inc. NYC & LI (718) 434-7002**  
SHOWROOM: 1054 Coney Island Ave., Brooklyn, NY 11230

### The Porch Specialists

- Columns
- Spindles
- Handrails
- Balusters
- Finials
- Carved appliques

Made to Your Specifications

## Blue Ox Millworks

The Giant of the Custom Woodshops


Free Brochure, \$6.00 informational pattern book

Foot of X Street Eureka, CA 95501 (800)24-VICKY FAX (707)444-0918



## Plantation Mantels

New Orleans, Louisiana



### HANDCRAFTED WOOD MANTELS

Stock & Custom Sizes  
Classic Designs

Authentic Reproductions

SHIPPED U.P.S.

Prices 300.00 to 435.00

Send 2.25 For Catalog To:

Plantation Mantels

220 N. Carrollton

New Orleans, LA 70119

(504) 486-6822

hand operated

**WHITCO**

## dumbwaiters

### VINCENT WHITNEY COMPANY

MANUFACTURERS • SASH HARDWARE • DUMB WAITERS

1760 Bridgeway/P.O. Box 335

Sausalito, CA 94966/(415) 332-3260

SERVING THE BUILDING INDUSTRY SINCE 1929



### HANDSOMELY CRAFTED WOODEN SCREEN DOORS

Whether your home is on the Historical Register, or still on the drawing board, Oregon Wooden Screen Door Company has a variety of screen doors and energy-efficient storm doors suited to you.

Designed for interior as well as exterior use, each door component is constructed using the finest materials and joined with wooden pegs and glue (no nails).


For complete information and styles available, send \$3 (refundable with Purchase) for our catalogue.  
Oregon Wooden Screen Door Company  
Dept. OHJ 330 High St. Eugene, OR 97401



Oregon  
**Wooden Screen Door**  
company



# LOUISIANA COTTAGE



The American Greek-Revival influence on the original Creole cottage resulted in this five-bay, center-hall house, which was popular in Louisiana from about 1830 to 1870. The raised floor makes it similar to those featured in Vernacular Houses (see back cover).

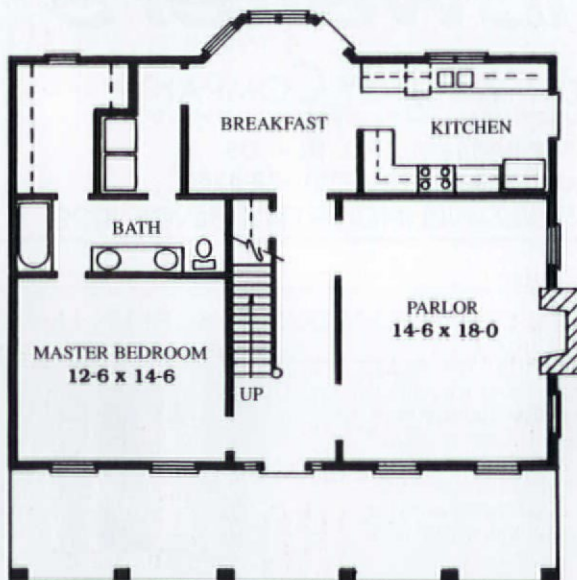
The floor plan is fairly compact, and makes economical use of all available space—note the storage areas tucked into the second storey. But

the house can still be easily added onto should expansion be necessary. The full-width porch enhances the house's overall proportions.

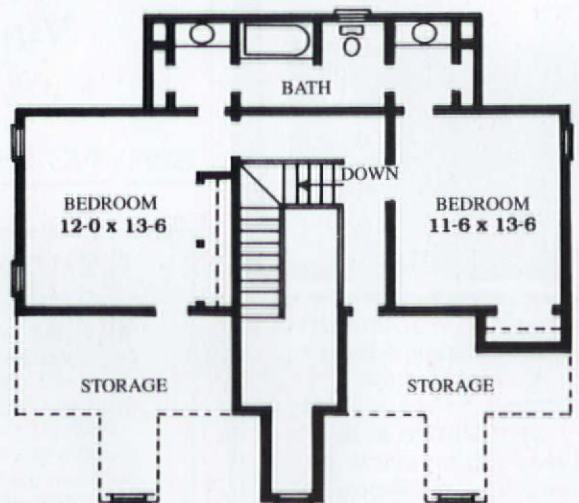
## Plan E-08A-HR

Cost: \$200  
 \$250 (set of 5)  
 \$285 (set of 8)

SQUARE FOOTAGE.....1758  
 FIRST FLOOR.....1129  
 SECOND FLOOR.....629  
 CEILING HEIGHT  
 FIRST FLOOR.....9  
 SECOND FLOOR.....8  
 OVERALL DIMENSIONS  
 WIDTH.....40  
 DEPTH.....40



First Floor



Second Floor



Superb *grace* of design.



Send \$5 for our full color catalog.  
(catalog fee refundable with order)

251 s. pennsylvania avenue  
po box 469, centre hall, pa 16828  
814-364-9577

*Victorian  
Lighting  
Works*



**Victorian And  
Chippendale  
Storm-Screen  
Doors**




A large selection of hand-crafted wooden doors in all sizes. Victorian brackets, running trim, cornices, spandrels, corbels, and gable decorations. Also included are Chippendale railing, gates, porch furniture, and much more. For your copy of our 16 page catalog send \$2.00 to:



The Old Wagon Factory  
P.O. Box 1427  
Dept. OJ70  
Clarksville, VA 23927  
(804) 374-5787

# DOES THE WORD *POLYSTYRENE* MAKE YOU *SHUDDER?*



**Don't compromise authenticity.**

Using clear, old growth western red cedar, Vixen Hill crafts a shutter that outperforms pine and plastic in looks and life. Joints are mortise and tenon with teak locking pins. Both panels and louvers are of generous dimensions ensuring lasting beauty for generations.

For a detailed brochure featuring our 5 traditional styles in both standard and custom sizes contact:

Vixen Hill Mfg., Main Street  
Elverson, Pennsylvania 19520  
Telephone (215) 286-0909



***The Vixen Hill  
Cedar Shutter***

*The very last shutter  
you will ever need.*

## BALDWIN

**GEORGETOWN**  
24" Towel  
Bar  
**\$60**

**LEXINGTON**  
Solid Brass  
Handleset  
**\$180**

**JE  
SMITH**  
ARCHITECTURAL HARDWARE  
Service You Can Build With  
**1-800-345-5625**  
**FAX: (203) 757-0234**

Waterbury, CT 06721  
Since 1897



• EXTENSIVE INVENTORY • WE ARE A QUALIFIED  
• SAME DAY SHIPMENT TEAM OF SALES PROFESSIONALS

**CALL US FOR ALL YOUR BUILDER'S HARDWARE NEEDS!**

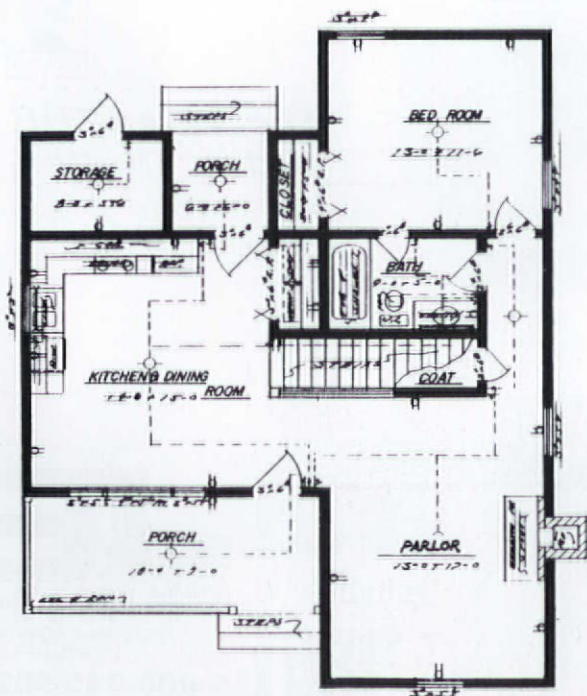


# T-PLAN FARMHOUSE

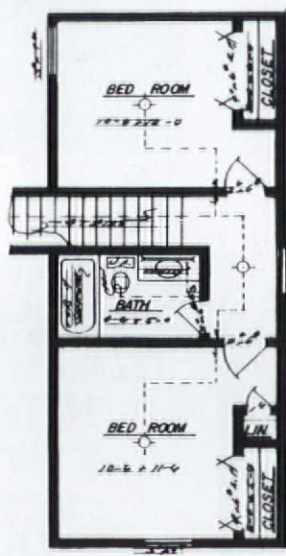


The South Atlantic farmhouse with its two-storey cross-wing was a popular Homestead-type house that developed both as a variation on the popular Queen Anne and as a result of practical additions. The plan features a very large combination kitchen/dining

room, which has the advantage of both an adjacent full front porch and a rear service porch. The first-floor bedroom could also serve as a study or guest bedroom.



First Floor



Second Floor

## Plan V-01A-WL

Cost: \$115  
 \$185 (set of 5)  
 \$236 (set of 8)

|                      |      |
|----------------------|------|
| SQUARE FOOTAGE ..... | 1307 |
| FIRST FLOOR .....    | 922  |
| SECOND FLOOR .....   | 385  |
| CEILING HEIGHT       |      |
| FIRST FLOOR .....    | 9    |
| SECOND FLOOR .....   | 8    |
| OVERALL DIMENSIONS   |      |
| WIDTH .....          | 32   |
| DEPTH .....          | 38   |



# VENTINOX™ CHIMNEY SYSTEM



RESTORES chimney to vent your heating appliance or fireplace SAFELY.



PROTECH SYSTEMS, INC.  
P.O. BOX 1743 OHJ  
ALBANY, NY 12201  
(518) 463-7284

# the Original **CROSS** VINYLattice™



Never Needs Painting

Now or soon to be available at  
over 1000 fine stores

Lasts A Long Time

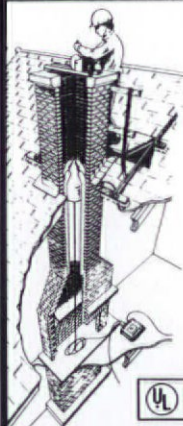
For more information call  
**1 800 521-9878**

# AHRENS®

Relines/Restores  
Masonry Chimneys

With The ONLY Listed Two-Liner Cast-In-Place Masonry Process

- First insulates and strengthens
- Second seals and protects
- Both are immune to acids and moisture
- No guess work. Mechanically applied.
- No exterior alterations.
- No metal to corrode.
- Improves heating efficiency — All for a fraction of the cost of rebuilding!



Dealership network nationwide.  
Call or write for more information:  
2000 Industrial Ave.  
Sioux Falls, SD 57104

**1-800-843-4417**

## Traditional Products For Traditional Projects

Top Quality Wood Products Made From Old-Growth


Western Red Cedar  
California Redwood  
Douglas Fir  
Yellow Pine

A Variety of Classic Patterns of  
Sidings, Tongue and Groove Panelings  
Deckings, Fascia and Trims

Also

Timbers, Posts and Beams  
Shakes and Shingles

Delivery Direct To Your Jobsite  
Anywhere in the U.S.A.



# Bear Creek Lumber


P.O. Box 669 Dept. OHJ  
Winthrop, WA 98862  
Call (509) 997-3110  
FAX (509) 997-2040

Information package \$3.00



# OHJ Yearbooks

## Classic OHJ, Bound into Books!



"Dear OHJ," the letter began, "I followed up on an offer of OHJ back issues which was listed in your Emporium section — but alas, they'd already been sold. I really want to buy all the back issues I can get my hands on. Do you know of anyone else who might have some? Or could you sell me any old issues you have lying around?"

We can do better than that! Unlike other magazines, our back issues aren't "collector's

items" with premium price tags. We keep back issues in print, bound into handsome books that we call OHJ Yearbooks.

Over the years, as new readers signed up, they worried about what they'd missed. They knew that the how-to information already published in OHJ wasn't out of date — and that topics covered recently probably wouldn't appear again for years. The demand for single-copy back issues became so great that we invented the Yearbooks: sturdy bound volumes meticulously indexed for easy use.

This year we're offering a full set of 1980s Yearbooks — ten volumes that include every article, every source, every tip published in OHJ from 1980 through 1989 — for \$109. That's \$81 off the cost of the Yearbooks purchased separately, and it includes a free copy of our Cumulative Index.

And now you can keep your Yearbooks Set readily available for reference with our custom-designed slipcuses. Sized to hold the 10-volume 1980s Yearbook Set, plus the Index, our burgundy slipcuses imprinted in gold are also V-notched for easy access. They may be ordered separately for \$18.95, or at a discount with the Yearbooks Set.

To order any of the items above, just mark the right box on the envelope order-form and enclose a check.



Old-House Living

Vernacular  
Houses



# BATHROOM MAGIC®

Create a New Bathroom  
without replacement . . .

**Bathtubs, Sinks, & Tiles Reglazed. . .**

- DONE IN YOUR BATHROOM
- CHOICE OF WHITE or MANY OTHER COLORS
- SAVES MONEY OVER REPLACEMENT

- Franchises Available
- Nationwide Service



**PERMA CERAM**

65 Smithtown Blvd., Smithtown, NY 11787



For  
FREE  
Brochure  
CALL  
1-800-645-5039  
In New York State  
CALL 516-724-1205

## The Cedar Guild

51579 Gates Bridge East  
Gates, Oregon 97346  
(503) 897-2541

Want it done right?

**Exact  
Replication  
Cedar Shingles**

Call us with your problems;  
we can help!



## Victorian Warehouse

Elegant Items for Your Home



Recapture that 19th  
Century look of elegance  
for your vintage or  
modern home.

*Gazebos • Graceful Light Fixtures  
Bath Fixtures • Beveled Glass Doors  
Elegant Ceilings • Stained Glass  
Wood Ornaments & Moulding  
and much more...*

Send \$4.00 for our exciting new catalog to:

**Victorian Warehouse**  
PO Box 3277 • Auburn, CA 95603  
(916) 823-0374

# ANTIQUE WIDE PINE FLOORING

## Antique Oak & Chestnut Available

Widths to 22" Wide

*Antique Wide Pine and Hard Long Leaf Yellow Pine  
Lengths up to 18' Long - Widths up to 14" Wide  
Planed and ready to Install*

**For price info, call Mark Phillips: (508) 948-2722  
North Fields Restorations, Rowley, Mass.**

## ALUMINUM PRODUCTS

Custom Fabrication

CORNICES

LOUVERS

CUPOLAS

COLUMNS

BALUSTRADES

SHUTTERS

URNS & BALLS

Baked on finishes available

call or write

**CAMPBELLVILLE  
INDUSTRIES, INC.**

P.O. Box 278, Dept. OHJ  
Campbellsville, KY 42718  
502-465-8135





# RESTORATION SERVICES

**Architectural Services** — Architectural and preservation problem-solving for old buildings and their owners: Architectural services for restoration, conservation, replication, and addition. Building evaluation, analysis, technical assistance and troubleshooting. Research, consultation, and more. Award-winning specialists in residences, churches, and history museums. The Office of Allen Charles Hill, AIA, Historic Preservation and Architecture, 25 Englewood Road, Winchester, MA 01890. (617) 729-0748.

**Building Inspection** — Pope Associates Inc., specializes in mechanical and structural inspection of pre-1940 buildings in eastern Massachusetts. All inspections reflect sensitivity to architectural style and historic construction techniques and are performed in accordance with the Standards of the American Society of Home Inspectors. Pope Associates Inc., Gloucester, MA 01930. (508) 281-2624.

**Cast & Wrought Iron Services** — This company specializes in the restoration of large scale cast and wrought iron projects for institutional and commercial properties. They also provide troubleshooting and consultation services. For more information, contact: Architectural Iron Company Inc., Box 126, Schocopee Road, Milford PA 18337. (717)296-7722, (212)243-2664, FAX: (717)296-IRON. Catalog and brochure available, \$4.

**Chimney Restoration** — Chimney Savers, recently featured on "This Old House," restores and then relines your chimney with Solid/Flue pumped masonry chimney lining. They also offer and install the complete line of ornate Fourth Bay Victorian fireplaces to insure an accurate and complete restoration of your chimney. Contact: Chimney Savers, 9-14 Ilene Court, Belle Mead, NJ 08502. (201) 359-7798.


**Roofing Services** — Midland Engi-

neering Company Inc., is a nationally recognized roofing and sheet metal contractor based in South Bend, Indiana. This firm applies all types of roofing systems for installations throughout the Midwest. Their specialties include custom slate, tile and copper roofing. Contact the Midland Engineering Company Inc., 52369 U.S. 33 North, South Bend, IN 46624. (219) 272-0200.

**Stone Work & Repair** — Morning Star Stone Masons have stone hammer will travel - all types of restoration stone work, matching existing fabric exactly is our specialty! Architectural and archaeological information available. Provide consultation and work. 20 years serving the historic Philadelphia area. Phone for information and brochure: (800) 553-2493. Mr. Ken Fisher, Prop., Morning Star Stone Masons, RD 1 Seminary Hall, Spring City, PA 19475.

**Woodworking Services** — DHM Cabinetmakers Inc., is a full service, made-to-order woodworking company. Our products range from fine furniture to custom millwork: moulding, T&G flooring, libraries, etc. All made in native or exotic woods to the individuals specifications. Color furniture catalog- \$4.00 Contact: DHM Cabinetmakers, Route 4 Box 173, Floyd, VA 24091. Call: (703) 745-3825.

## How To Save Your OHJs



Save your copies the same way the OHJ staff does. Use a file case (8-5/8" x 11-1/2") or a binder (9-1/4" x 12-3/4"). Binders have a wire for each issue, so you can open issues flat without removing them. Each binder or file case holds a year's worth of issues; both are library quality — handsome deep maroon leatherette with the OHJ logo embossed in gold.

**NOTE:** For fastest service, call toll-free 1-800-972-5858 and charge to VISA or Mastercard (\$15 minimum).

TO: Old-House Journal, c/o Jesse Jones Industries, Dept. OHJ, 499 East Erie Ave., Philadelphia, PA 19134

Send me \_\_\_\_\_ Binders  
(1—\$9.95; 3—\$27.95)

Send me \_\_\_\_\_ File Cases  
(1—\$7.95; 3—\$21.95)

Enclosed is \$ \_\_\_\_\_. Add \$1. postage and handling per case/binder. Outside USA add \$2.50 per case/binder (U.S. funds only). PA residents add 6% sales tax.

NAME \_\_\_\_\_

ADDRESS \_\_\_\_\_

(NO P.O. BOXES)

CITY \_\_\_\_\_

STATE \_\_\_\_\_ ZIP \_\_\_\_\_

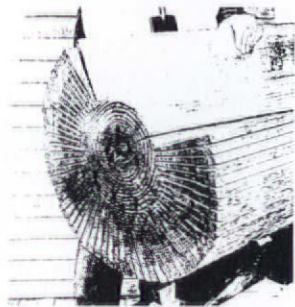
This special classified section is available to designers, consultants, contractors and craftspeople offering hard-to-find restoration services for the old-house owner. Rates are \$200 for the first 40 words, \$4.00 for each additional word. Logos, when supplied, will be printed on a space-available basis. Deadline for inclusion in Restoration Services is the 1st of the month, two months prior to publication. For example, January 1st for the March/April issue. Sorry, we cannot accept ads over the phone. All submissions must be in writing and accompanied by a check.





## The Ward Quartersawn Clapboard

Authentically Produced  
Early American Clapboards



Over 100 years of continuous operation by the Ward family. Quartersawing produces a vertical grain which eliminates warping and accepts paint and stain easily for extended life and beauty. Spruce and pine. Widths from 4-1/2" to 6-1/2". Pre-staining available.

### Ward Clapboard Mill

P.O. Box 1030  
Waitsfield, VT 05673  
Moretown, Vermont  
(802) 496-3581  
Patten, Maine  
(207) 528-2933

## Architectural Caricatures<sup>SM</sup>

Pen and ink originals  
Capture a memory, forever.



Intimate, personalized  
renderings of your  
home, business, or  
historic building.




Michael Klement 313•769•9784

Post Office Box 7917 Ann Arbor, Michigan 48107

## WIDE PINE FLOORING & PANELING (12" TO 22" WIDE)

Wide Oak Boards


Ship-lapped Pine



### Carlisle Restoration Lumber

HCR 32 Box 679  
Stoddard, N.H. 03464-9712  
603-446-3937

## ANYTIME ANYWHERE ANYWOOD mold plane and edge



Professionals and hobbyists alike know the strengths of the W&H molder-planer. Superior US-made construction and quick two-minute cutter changes make it a snap to cut moldings and plane hardwoods. It's fast, easy, and super-smooth.

Our five-year warranty and free 30-day trial are your assurance that W&H goes the distance.

Mail this ad or call us toll-free today.  
1-800-258-1380 In NH 603-654-6828

Williams & Hussey Dept 560EM  
Riverview Mill, P.O. Box 1149  
Wilton, NH 03086

YES! Send your free  
information kit today.

Name \_\_\_\_\_  
Address \_\_\_\_\_  
City \_\_\_\_\_ State \_\_\_\_\_ Zip \_\_\_\_\_



...where things  
always turn your way!

we turn:  
Porch &  
Stairway

- balusters
- newels
- spandrels
- finials



Furniture Parts

FREE BROCHURE  
FREE QUOTES

Custom Woodturning Service


National Decks, Inc.  
6037 McHenry Valley  
Almond, NY 14804  
Phone 607-587-9558  
FAX 607-587-9398



## Discover Curtain Charm

FREE CATALOG

Choose from over 100 styles of  
curtains and window treatments  
in warm colors,  
cheerful prints and  
a wide selection of  
fabrics and  
patterns...  
many designs  
available only  
from  
Country  
Curtains.®



CALL TOLL FREE:  
1-800-876-6123  
24 hours a day, 7 days a week.

PLEASE SEND FREE CATALOG  
Name \_\_\_\_\_  
Address \_\_\_\_\_  
City \_\_\_\_\_  
State \_\_\_\_\_ Zip \_\_\_\_\_

Country Curtains.

At The Red Lion Inn  
Dept. 5290, Stockbridge, MA 01262



# THE EMPORIUM

## WANTED

**SET OF DINING CHAIRS & SIDEBBOARD** — Must be mission style. Send photo/description and price to: D. Anderson, 265 N. 13th St., San Jose CA 95112.

**EARLY ELECTRIC ELEVATOR** — Needn't be complete. Particularly want the "guts" (mechanism, etc.). No silly prices, please. Contact: Chrystine W. Dimitry, 8815 N. 4th Ave., Phoenix AZ 85021, (602) 395-9762.

**19TH-CENTURY DOOR HARDWARE** — Interested in rimlocks, complete with keepers or strikes, doorknobs, etc. Please call or send photo: Avery Brighton, 920 Park Avenue, Hoboken NJ 07030, (201) 792-4770.

**COAL BURNING GRATE** — 13-3/4" wide, up to 12" deep to hang from lugs on arch trim. Lugs on 5-3/4" center. Also want fender. Contact: C.M. Page, Box 471, Virginia City NV 89440, (702) 847-0657.

**WOOD AND COAL GRATES** — For wise cast iron furnace, model 227. The complete set including asphalt door is needed. I will cover shipping. Contact: Charles Voytko, 14372 Hoover Rd., Garrettsville OH 44231, (216) 834-4240.


**DOORBELL** — Mechanical turn-key style for post-Victorian home. Original (no reproductions), and not ornate. Call Charles Landrum: (804) 625-7787.

**OLD GREENHOUSE IN RESTORABLE CONDITION** — To complement our 1855 brick Italianate farmhouse. We will dismantle and move. Contact: James Irish, RR 1 Box 46, Middletown IL 62666, (217) 947-2322 or (217) 947-2498.

**CARIBBEAN PAINTINGS** — Desired by private collector. Please send photos and description to T.S. Schultz, PO Box 145, E. Walpole MA 02032.

**CAST IRON ROOF CRESTING** — From 25 to 200 plus feet. Will arrange for crating and shipping. Please call: (608) 873-0263.

## REAL ESTATE



**OCONTO, WI** — Magnificent open staircase leads to 5 bedrooms. Foyer, parlor, living, dining, family rooms, kitchen; down. Impressive woodwork, pillars, lead glass, French and pocket doors. \$75,000. In town of 4500 on Lake Michigan's Green Bay. Oconto Realty, 420 Main Street, Oconto WI 54153, (414) 834-5396.

**BERTHOUD, CO** — Moon Theatre; Nickelodeon, Vaudeville and movies from 1917-1940. Wonderful 25' x 80' brick building on main street in small Rocky Mountain town of 3500 folks. Less than an hour from Denver and minutes from the mountains. Great retail location just two doors from city hall and police. Original paint on walls, interior gutted and pit filled in. Needs plumbing, wiring and minor facade work. Let your imagination be your guide. \$45,000. (303) 233-7795.

**HAVERTHILL, MA** — Main Street antique Colonial. Circa 1690. One of the oldest homes in New England. 6 large bedrooms, 6 fireplaces, beehive oven, beamed and tin ceilings, gunstock corners, solar hot water, gazebo, and more. Low taxes. 45 minutes to Boston. Some seller financing. \$199,900. (508) 373-0807.

**NEW LONDON, CT** — 1840 Greek Revival 2-family home in superior condition. Fully restored down to the original 6 over 6 windows and wide board floors. Cedar shake roof, working fireplace, brand new electric and heating systems, kitchens and baths. \$149,000. (203) 443-0146.

**NEWARK, NJ** — Princeton vicinity. Historic lake front home, circa 1882. Victorian with 8 rooms, 2 floors, 2 full baths. 200 + 50 treed lot and 2-car garage. Walk to shopping and New York City transportation. Cozy and charming. Reduced for quick sale, \$159,000. Call owner: (201) 482-4273.



**MT. DORA, FL** — Circa 1923. Completely restored homestead style in historic district. 2-storey brick with full basement, 3+ bedrooms, 2-1/2 baths, heart pine floors on large corner lot with original fence. Possible zoning for B&B. \$118,000. (912) 237-2822.

**MADISON, NJ** — 19th-century farmhouse with wide board floors, fireplaces, hand-hewn beams and indescribable warmth. First floor: living room, dining room, large eat-in country kitchen and half bath. Upstairs: 3 bedrooms and a bath. Garden level: 2 room suite with bath and private entrance currently used as B&B. Beautifully decorated with stencils and wallpaper. Close to schools, shopping, and transportation. \$224,900. Call: (201) 765-0233.

**MICANOPY, FL** — 1910 Queen Anne in Florida's oldest inland town. Major landmark in historic district among antique shops, galleries, and famous B&B mansion. Wrap around veranda, 2 parlors, 4 bedrooms, 2 baths, on 2+ acres. Zoned commercial in rapidly growing tourist area. 2 hours from Orlando. Call for more information: (904) 466-3848.

**HOMEWOOD, IL** — Charming Dutch Colonial in the heart of "Olde Homewood." This 80+ year old treasure has 3 bedrooms, 2 baths and is situated on a pretty 3/4 acre lightly wooded lot. A big 4-car garage is an added amenity. Call Dave: (800) 441-3420.



**BUCKS COUNTY, PA** — Restored stone farmhouse and stone General Store, large barn, National Register, 12+ acres, commercial zoning. Ideal for antiques co-op, architectural salvage, retail sales of restoration materials, or garden center. On main road, next to large home furnishings center; convenient to Philadelphia PA and Princeton NJ. \$750,000. (215) 598-7433.

**BERKELEY, CA** — 2-storey 1906 Colonial Revival home. 37' x 122' lot. 3 spacious bedrooms including master suite. 2-1/4 baths, living, dining, parlor, sunporches. Lovingly updated with reinforced foundation and new services. Coved ceilings, energy efficient fireplaces, security system, garage/workshop. Close to BART on tree lined street. \$249,000. (415) 848-1116.

**CALAVERAS COUNTY, CA** — 1885 vernacular gem in small Sierra foothill community. 2,000 sq. ft. of Victorian charm and history. Wrap-around veranda, 12 ft. ceilings, pocket doors, no remodeling. On 1/2 acre of landscaped gardens. Also includes separate rental unit, work shop, carport. 60 miles southeast of Sacramento. \$198,000. Call: (209) 754-1913.

**WESTON, MA** — "The Harrington House." An unspoiled 17th-century Colonial on 3.9 acres. Carefully preserved, this proud residence is filled with period detail and charm. Listed in the National Register of Historical Places. Exclusive: \$649,000. Contact: Post Road Realty Corp., 454 Boston Post Road, Weston MA 02193, (617) 891-4111.

**OZARK, AR** — Elegant, turn-of-the-century home in the majestic Ozarks. Original detail includes parlor with hand-carved colonnades, ceramic and cast iron fireplaces, stained glass windows, and hardwood floors. 4 spacious bedrooms, 2 baths, and big country kitchen. A real buy at \$52,500. (717) 293-8990.

**NEW CANAAN, CT** — Charming 1797 clapboard Colonial on 1.55 acres. 3 bedrooms, 2 baths, stencilled living room and hallway, wide plank floors, fireplace. Large 2-storey barn/garage, 2 well houses, in-ground oval pool with outhouse as changing room. \$475,000. (703) 548-7716.

**MORRISVILLE, PA** — Charming Craftsman style home, circa 1925. Located in quaint historic town. Meticulously restored. 3 bedrooms, 2



**ANTHONY**  
WOOD PRODUCTS

Gable Trim  
Fretwork  
Brackets  
Corbels  
1979

Porch Posts  
Newel Posts  
Balusters  
Finials  
1989

Box 1081T Hillsboro TX 76645  
817/582-7225  
Illustrated Catalog Available - \$2.00

**ANTIQU** reproduction  
furniture **HARDWARE**



**HORTON BRASSES**  
Nooks Hill Rd. • PO Box 120-L  
Cromwell, CT 06416 • 203-635-4400  
Send \$3.00 for a catalog

**Antique  
Telephones**



**Not Reproductions**  
Send \$3<sup>00</sup> for catalog  
with over 50 models  
Restored Working Phones  
Parts • Repairs • Restorations

**Phone Wizard**  
P.O. Box 70  
Leesburg, VA 22075  
(703) 777-0000

**CLEAR PENETRATING EPOXY SEALER**  
consolidate dry-rot  
prime for paint or varnish

**ONE-COMPONENT CONCRETE SEALER**  
stop below-grade seepage


**EPOXY FAIRING GEL**  
fills holes — sands like wood

**SMITH & CO.**  
Industrial and Marine  
Synthetic Resins and Specialties


5100 Channel Avenue  
Richmond, CA 94804  
(415) 237-4842

NEW 800 TOLL FREE LINE  
800-234-0330

**Maurer & Shepherd Joiners Inc.**



Authentic  
Colonial  
Joinery




17<sup>th</sup> and 18<sup>th</sup> Century  
Millwork

Beaded and Feather edge boards  
Old Glass, Moldings  
Wide Pine Flooring  
Windows, Doors and Entryways  
Raised Panel Walls  
CUSTOM WOODWORKING

122 Naubuc Ave., Glastonbury, Connecticut 06033  
(203) 633-2383

**New Lights**



**Urban Archaeology**  
New 54,000 sq. ft. gallery  
285 Lafayette Street, New York City 10012  
212-431-6969



# THE EMPORIUM

baths, kitchen with pantry. Finished hardwood floors in living and dining rooms. Sun porch, balcony off master suite, office/nursery, full basement, 2-car garage. Located on corner lot. \$129,500. Call: (215) 295-3961.



**MURFREESBORO, NC** — Restored 1840/1790 2-storey home in lovely historic district on 1/2 acre. 4 bedrooms, 2-1/2 baths, double parlors, dining room, family room, large halls, 2 staircases, 3 porches, 4 fireplaces. New wiring, plumbing, zoned heating a/c. Original wainscoting, woodwork, hardware. 3300 sq. ft. Can be residential, commercial, or both. Lease/option to buy. \$600 monthly, \$198,000. Most rent credited toward down payment on option. Call owner: (714) 779-2142.

**INDEPENDENCE, MO** — 1892 farmhouse, barn, and outbuildings on 16 acres in historic community. 8 acres pasture, 5 acres hay, 3 acres lawn with black walnuts. 1-1/2 miles from historic Independence Square. 20 minutes to downtown Kansas City. Existing city water, sewer, and gas services. Good tourist town for B&B. Contact: S. Spydell, 16,000 E. Truman Road, Independence MO 64050.

**PHILADELPHIA, PA** — Stucco over stone, double house, circa 1790 on 7.5 acres. Spiral staircases from attic to basement, fireplaces on 3 floors, random width flooring, original windows and some hardware. Barn circa 1930. Mature trees, former nursery. Off Roosevelt Blvd. in NE, overlooking Juniata Golf Course. Needs caring owner. (717) 949-6597.

**PIKE COUNTY, PA** — Circa 1850's Greek Revival farmhouse. Untouched by modern attempts at restoration. Sound condition with 3+ acres and 3 barns. All are pegged construction. Unique opportunity for business or private residence. River access and additional 135 acres available. \$125,000. Call: (717) 629-3058.

**REDART, VA** — "Meadow Farm" circa 1850. Beautifully renovated with 1600 feet landscaped waterfrontage. 2.63 acre point. 2 docks. 4-1/2 feet MLW. Minutes from Chesapeake Bay. 4 waterview bedrooms. 2-1/2 baths. \$299,900. Call Dave Johnston at IsaBell Horsley Real Estate: (804) 580-REAL.

**HAMPTON, GA** — Your dream house. 25 minutes south of Atlanta International Airport. 1830s 2-storey Greek Revival, triple brick exterior walls, completely renovated. All modern conveniences, 5 bedrooms, 2 baths, 8 fireplaces, 3 acres (more land available). Masonry dairy barn, carriage house, 2 large pole barns, all in good condition. Fruit, nut and beautiful oak trees. \$285,000. Will consider owner financing. For historical data, directions, etc., phone (404) 946-3136.

**PINE BUSH, NY** — 1915 Classical Victorian. 2666 sq. ft. surrounded by flowers. 4 spacious bedrooms (2 join), octagon parlor, large elegant dining room with built-in china, 1-1/2 baths, open staircase, 2 sets pocket doors, C/A, wraparound porch with chippendale railing. 2 garages/shop. 60 minutes GWB. Located artsy hamlet, near antiques, auctions, horse and herb farms. \$194,000. (914) 744-3154.

**WASHINGTON, DC** — Recently restored 21-foot wide 1908 rowhouse in historic LeDroit Park. Original oak floors, mantel, staircase, ceramic tiled vestibule, skylight, pine doors, and transoms. Features new kitchen with oak cabinets and restored bathroom with clawfoot tub. New gas furnace and appliances. 2 stories, plus full English basement. (202) 544-2625.



**KINGSTON, NY** — In "Historic Village" 15 min. from Baseball Hall of Fame and beautiful lake. Stone mansion, circa 1872. Contains 6,314 sq. ft. on 3 floors. with 20 rooms and 6 baths. Fabulous interior woodwork, fireplaces, 12 ft. ceilings, huge crystal chandeliers. Elegantly decorated and in excellent condition. 2-storey stone carriage house with 2,624 sq. ft. On 1.5 acres in beautiful dairy country. 3-1/2 hrs. from NYC Asking \$850,000. (914) 331-1817.

**PHOENIX, AZ** — 1926 tudor-style home in historic Palmcroft. 3450 sq. ft. meticulously restored. 4 bedrooms, 3 baths, separate guest apartment above 3-car garage. Antique lighting and bathroom fixtures. Vaulted living room with huge fireplace, 9' ceilings. Gorgeous master suite with fireplace. Hardwood floors throughout. Historic designation for tax relief. \$335,000. (602) 395-9762.

**HOUSTON, TX** — Late Victorian in National Historic District, 7 minutes from downtown. Formal parlor and dining, large den looks out on 40' deck. New wiring, lighting, foundation, insulation, plumbing, mechanical, ceiling fans, and security. \$7500 down, assume \$50,750, balance at \$590 per month. Leave message at (713) 723-6329.

**EASTPORT, ME** — 9-room mid-19th-century cape with Victorian addition in nice neighborhood in small city on Maine coast. Great light, good garden space. Tin ceilings downstairs, pumpkin pine floors upstairs. Eclectic and unpretentious. Needs cosmetics and systems work. \$37,500. (207) 853-4292.

**JONAS, PA** — 100+-year-old-farmhouse. 4 bedrooms, 1-1/2 baths, 2 stall bank barn, fenced pasture. Views, woods, stream, guest cottage 18-1/2 acres. 1 hr. 15 min. from NYC/Philadelphia. \$299,000. Call Art Van Nostrand at (717) 629-0105.

**BERKELEY SPRINGS, WV** — 1900s farmhouse. Oak floors, 5 acres, barn, mountain view, stream. Original condition. \$50,000. Also, 1-1/2-storey brick schoolhouse with 12' ceilings, porch, double entrance doors, kitchen, bath. Mostly original. \$56,500. Near Gettysburg PA. Write: RD 3 Box 280-W, Berkeley Springs WV 25411.

**DELAND, FL** — Homestead house, built 1907 under arching live oaks on 1/2 acre in historic university neighborhood. Original family photos. 2,100 sq. ft. plus finished attic room. 4 bedrooms, 2 baths, central H & A. Cypress siding, heart pine floors. Custom cypress kitchen. Fully and sensitively restored. \$128,500. (904) 738-0493.

**DENVER, CO** — Classic Denver Square, circa 1900. 2000+ sq. ft. in listed Historic Highlands Victorian Neighborhood. Only 1 hr. from skiing in the Rockies. Fireplace, 2 baths, beautiful wood, 5 bedrooms, high ceilings, 2 storeys plus basement, large yard. Needs resident owner who will lovingly restore. Contact: J. Trainor, Box 961, Aurora CO 80040 (303) 477-8753.

**TUCSON, AZ** — Historic fieldstone house on State Register of Sites. Built by German stonemason in 1908 on hillside with 5 views of Tucson and surrounding mountains. 2' thick walls, high ceilings, 6 chandeliers, renovated floors, 3 bedrooms, 2 baths, including guest quarters. 2300 sq. ft. Old fashioned arched porch, stonework terraces, and formal courtyard garden. \$119,500. Call Seth Schindler at (800) 535-2521.

**TAUNTON, MA** — 3-family Queen Anne Victorian. Rent income on 2 apartments: \$12,000+. Owners apartment has 7 rooms and 2 full baths. New roof, heating systems, paint, etc. Private fenced-in yard, screened porch. \$179,900. Call owner: (508) 823-2802.

**ESTES PARK, CO** — 5 little houses on Prospect Mountain. 3 are winterized. 1 block from hospital, 3 blocks to downtown. 7 lots. \$130,000. (402) 476-9668.



**MT. HOPE, WV** — New River Gorge tourist area. 5+ acres. 1894 mini farm. 3 storeys in grove of hardwood trees. Perennials, herbs, stream. Under renovation. New roof, plumbing, heating system. 3 baths, 8 bedrooms, library, 2 stairways, 2 dining rooms. Excellent income potential. \$129,000. Contact: Reid, Box 432, Bradley WV 25818.

**BROOKLYN, NY** — Boerum Hill Landmark District. Tranquility only 3 subway stops from Manhattan. 1872 4-storey row house. Lovely block. High-income garden rental. Triplex: 3/4 bedrooms, 2 full baths. Original mantels, plas-



## CHICAGO OLD TELEPHONE CO.

Specializing in

### RESTORED OLD TELEPHONES

Write today for free color catalog

Complete Restoration Service


Replacement parts for most Telephones

P. O. Box 189 - Dept. OHJ  
Lemon Springs, N. C. 28355



Catalog Sales Customer Service

1-800-843-1320 (919) 774-6625



Extra-large unit  
with decorative relief

## Copper Mailboxes

Our durable, hand-crafted mailboxes are available in solid copper with a brass hinge. Extra-large sizes are available to hold mail without jamming or exposing items to the elements. These units are available plain or with decorative accents, and are coated with a high-durability laquer finish. Call or write for free brochure.

**ALBERT J. WAGNER & SON**

ESTABLISHED 1894

3762 N. Clark St.  
Chicago, IL 60613  
(312) 935-1414

## CEILING BUTTONS

To repair sagging plaster ceilings, simply screw the ceiling button up into the lath, and cover with skim coat of plaster or joint compound. **Combo Pak:** Everything needed to do job: ceiling buttons, galvanized screws, insert bit. \$20.00. Ceiling Buttons \$1.20/doz. (6 doz. min) \$16/lb. (21 doz/lb.) Screwgun tip no charge. Send check with order to:

## FASTENATION

P.O. Box 1364, Marblehead, MA 01945  
FAX: (617) 539-0534



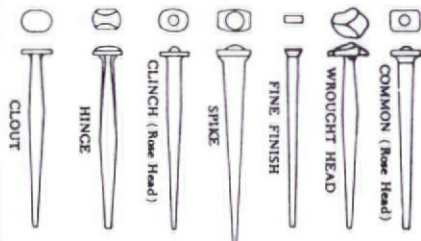
## HAND-TIED FISHNET CANOPIES BEDSPREADS, COVERLETS AND DUST RUFFLES

Fishnet bed canopies. Hand-tied in the mountains of North Carolina. Each is custom made of 100% cotton, doubled, 4-ply yarn in either natural or white. Delivery in four weeks or less—often the same week of order. We also have coverlets, bedspreads and custom-made dust ruffles.

Write or call for FREE brochure.

## Carter Canopies

Dept. OH7 — P.O. Box 808  
Troutman, NC 28166-0808  
Telephone: 704-528-4071



**Old-Fashioned Cut Nails.** The Tremont Nail Co. makes 20 varieties of cut nails using the old patterns, including rosehead, oval bung, and wrought-head. Sample kit containing one of each of the 20 patterns, a history of nails in America, and a price list is \$4.50 ppd.

Tremont Nail Co., Dept. OHJ70, 8 Elm Street, Box 111  
Wareham, MA 02571

## Largest Selection of Antique American Oak and Victorian Furniture in New England



Current inventory  
on video tape \$25.  
413-527-1022



Rt. 10, Southampton, MA 01073  
Thu., Fri., Sat. 10-5; Sun. 12-5 Closed August  
Directions: Exit 3 off Mass Pike (I-90),  
7 miles north on Rt. 10.



**Chestnut**  
NEW,  
ANTIQUE &  
CUSTOM DESIGN

**Salt &**  
American Handcrafted  
**WEATHERVANES**

651 Route 6A, West Barnstable  
Cape Cod, Massachusetts 02668

Lectures • Appraisals • Displays  
Illustrated Brochure, \$2.00 Refundable

## Victorian Gingerbread

Quality Interior & Exterior  
Wood Products Including:

Corner Brackets Corbels  
Gable Trim Cornices  
Running Trim Spandrels  
Porch Accessories & MORE!



## Country Trim

Custom Designing &  
Manufacturing Welcomed

Send \$2. (Postage & Handling)  
To Receive Your Full Line Illustrated CATALOG.

Empire Woodworks P.O. Box 407 Dept. 1 Johnson City, TX 78636

Build with EMPIRE - Build with The Best 512-868-7520



# THE EMPORIUM


ter moldings and wide pine floors. Serene garden. Systems updated. Security system. \$495,000. (718) 875-0462.

**PITTSBURGH, PA** — Historic mini-mansion. Queen Anne Victorian completely restored. Sculpted marble mantels, polished oak and walnut parquet floors, carved staircase with balcony overlooking grand entry hall. 3rd floor in-law apartment. Carriage house apartment with 2-car garage below. (412) 661-6028.

**CENTRE COUNTY, PA** — Gracious 1810 stone townhouse in commercial district. Original hall murals, 3636 sq. ft. Have your retirement business on 1st floor, and live on 2nd and 3rd. \$250,000. for a prospectus call: (814) 355-1771.

**CHICAGO, IL** — Italian Gothic brick circa 1886. 3800 sq. ft. Completely renovated. Convenient to downtown and O'Hair airport. 5 bedrooms, 5 baths, double parlor, dining room, large kitchen, family room, separate 1 bedroom rental, 17 pieces of art glass, 7 pocket doors, 3-car garage, perennial garden. \$545,000. Call Roberta: (312) 935-4466.

**NEW BRAUNFELS, TX** — Renovated Queen Anne mansion. Commercial rated wiring, plumbing, zoning. Residential or commercial use. Carriage house converted to offices. Patterned floor in entry. Stripped pine floors and woodwork throughout. 12 rooms plus baths and finished-out third floor. Partial basement. Located in downtown revival area near San Antonio. \$299,000. Call Luke Speckman: (512) 629-1192 or 629-2493.



**LEAVENWORTH, KS** — 1872 Italianate brick home on National Register. 25 minutes from Kansas City, this 5000 sq. ft., 5 bedroom home with 11-1/2 acres of orchard features 14 ft. ceilings, ornate crown mouldings, walnut Georgian staircase and 8 fireplaces. \$169,000. Call Joanne Dudley: (913) 651-5338.

**LONG ISLAND, NY** — An 1888 spacious and charming Victorian home with conservatory. 27,000 sq. ft. of large rustic grounds. Gingerbread barn/hayloft. 20 minutes from NYC. Call owner: (516) 536-7994 or 599-2163.

**BALDWIN, NY** — Turn-of-the-century Victorian Colonial on 1/2 acre landscape. 3 bedrooms, 2 full baths, parlor, living room, dining room, eat-in kitchen, garage, finished basement, 3 fireplaces, finished basement, oak floors, stained glass windows. \$225,000. or best offer. Contact: Kerry Rubin, 2611 Grand Ave., Baldwin NY 11510, (516) 867-2091.

**SETAUKET, LONG ISLAND, NY** — Circa 1850 3-storey historic landmark. 4+ bedrooms, 3 baths, 2 parlors, 5 fireplaces, beehive oven, beautiful moulding, wide floor boards, some parquet. Bay window, new roof, 1 acre partially

wooded, terrace, historic black walnut. Walk to water. Convenient to NYC. \$365,000. Call for information: (516) 751-3039.



**OAKHAM, MA** — 1762 antique Colonial on 31 acres of pasture and woodland with pool, tennis court, pond, brook, and barns. Perfect for horses. This 10-room house has 4 bedrooms, 3 fireplaces, and a 2-car garage. Accessible to airports, 1/2 hour to Worcester. \$377,500. Call Jaye Boardman: (508) 464-5578.

**ADIRONDACKS, NY** — Mini-Great Camp. Magnificent lake view. Near skiing, canoeing, and hiking. 3 bedrooms, 2 baths, guest cottage. Garnet fireplace dominates. 11 acres, \$195,000. With 10 acres, \$175,000. For further information call Bob Morse at (518) 251-3040 or Pearsall Realty at (518) 251-2422.

**MARQUAND, MO** — Restored, updated, expanded Victorian. Circa 1870. Located on Castor River. 1+ acre (100 miles south of St. Louis) in Mark Twain National Forest area. 4 bedrooms, 2-1/2 baths, 2 woodburning fireplaces, balcony overlooking back patio, central air, energy saving features and appliances, basement, garage. \$69,000. Contact: Box 238, Marquand MO 63655, (314) 783-3752.

## FOR SALE

**MISCELLANEOUS OLD ITEMS** — Turn-of-the-century items from logging, blacksmith, boarding house. Old doors, windows, brackets, tools, and metal items. Also materials from old railway station including arches and doors. Contact: J. Kelly, RD 2 Box 2107, Saylorsburg PA 18353, (717) 629-3058.

**WROUGHT IRON FENCE** — 5/8" pickets on 5" centers. 46" high. Horizontals 35" apart. There are 34 sections 98" long, some short pieces and a 46" x 46" gate. Sold as one lot, \$4,000. Contact: Parker, 37 Ellicott Ave., Batavia NY 14020. (716) 343-2741.

**VICTORIAN STAINED GLASS WINDOWS** — Matched set of 12 from historical New Jersey mansion built circa 1870s. Warm amber colors, geometric shapes with ribbons and family crest. Excellent condition. Original sash with brass hardware. Overall size 4' wide 12' high. \$4,500. Send \$1. for photograph and history. Gordon Fritz, PO Box 688, Corvallis OR 97339, (503) 745-5106.

**VICTORIAN HARDWARE** — Mostly brass, some metal, fancy and plain: hinges, door knobs, window locks and pulleys, key plates, push plates, window or drawer indent lift plates, and miscellaneous pieces. Much has never been used. Needs some polishing. Nyack NY. Call for information: (914) 358-0035.

**CARVED CHURCH DOOR FRAME** — English oak, circa 1900. Open Gothic fretwork at top, formerly backed with stained glass, now empty. Has been stripped. Frame: 113" x 41". Door hole: 82" x 37". Will trade for any small arts and crafts style item, from a pair of bookends on up. If someone doesn't haul it out of here soon, we're gonna have to build it into our chicken coop! Catherine Yronwode, 6632 Covey Rd., Forestville CA 95436, (707) 887-1521.

**2 MISSION STYLE LIGHT FIXTURES** — Both brass. One is an 8-arm gas and electric, \$300. The other needs to have the stain-glass replaced, \$200. Contact: D. Anderson, 265 N. 13th St., San Jose CA 95112, (408) 998-5303.

**ANTIQUE STOVE** — Clark Jewel by American Stove Co., Chicago, circa 1922. 4-burner range, oven Lorain thermostat, separate broiler. Good condition, \$500. Contact: L.M. Novak, 206 N. Pine Ave., Arlington Heights IL 60004, (312) 606-5635 days, (708) 259-7899 eves.

**1957 PINBALL MACHINE** — Gottlieb's "World Champ." Wooden trim and playing field, \$350. Contact L.M. Novak, 206 N. Pine Ave., Arlington Heights IL 60004, (312) 606-5635 days, (708) 259-7899 eves.

**NATIONAL CASH REGISTER** — Base: 15-1/2 x 17. Rings to \$1,00. Oak trim with marble sill and bronze. \$800. (305) 253-8035.

**CHIPPENDALE CAMELBACK SOFA** — Chinese legs. Pre-dates 1910. Recently recovered in fine rose-patterned tapestry. 7' 3" long, upholstered one-piece seat, slightly serpentine in front. Excellent condition. \$650. Upstate NY. (518) 587-5259.

**GAS RANGE** — Circa 1930s-1950s. Laurel green and white granite. Mint working condition. This stove is a real beauty. Photos available upon request. Contact: Mary Alt, 421 E. Lucas St., Bucyrus OH 44820, (419) 562-9982.

**VICTORIAN BED** — American Renaissance Revival in excellent condition. Original finish with heavy carvings and race track mouldings on 7-1/2 foot head board and foot board. \$2,500. Call Marc: (212) 222-6529.

**PORTLAND ROYAL ATLANTIC KITCHEN COOK STOVE** — A unique stove manufactured last quarter of 19th century. Their top of the line model, highly decorative. Purchased from the foundry when they went out of business. Never had a fire in it. Complete and in perfect condition with only slight surface rusting, no pitting. Price firm at \$3250. Delivery may be arranged. (716) 652-5445.

**PIANO** — 1860 Era Hazelton Brothers, NY square grand piano. Mahogany, beautifully carved legs, and music stand. Call: (516) 536-7994.

**GAS RANGE** — Circa 1920. White enamel with black trim with 4 burners. Height 40-1/2 inches to top of warmer, 32-1/2 inches to burners; width 36-1/2 inches; depth 20 inches; legs measure 13-1/2 inches high. Metro NYC area. Excellent condition. \$600. Call evenings: (718) 836-8130.

**SOLID MAPLE POCKET DOORS** — Recently refinished. Inlaid panels. Dimensions 41" by 90" each. The 2 doors are 1-3/4" deep. Asking




By Special Request  
**Ink Drawings**

Your house or business portrayed  
in an original ink drawing  
or watercolor painting.

**Our House  
Productions:**

Kristin Casebeer  
2910 8th Ave  
719-543-0438  
Pueblo, CO  
81008



**MacQuarrie & Niccum - Coppersmiths**



Hand Crafted  
Weather vanes  
Lights  
Custom Designs

P. O. BOX A  
SOMERSVILLE, CT 06072

TEL. 203-749-2774 TEL. 413-566-8559

Illustrated Brochure \$3.00

**LONE STAR  
IRONWORKS**

Specializing in Handcrafted  
Victorian Style Fences & Gates  
Authentic Patterns

For brochure send \$1.00 to:  
P.O. Box 1343 Weatherford, TX 76086  
(817) 594-8584



**20% OFF SALE!!!**

All Sunrise Specialty Products.

Only at... **Hardware + Plus**

Your Complete Old House Source.

Call or write for free color brochure

1-800-522-7336


Hardware + Plus, Inc.

701 E. Kingsley Rd.  
Garland, TX 75041

(214) 271-0319

Offer Expires  
July 31, 1990






Buy the original from us -  
not an imitation


**TIN CEILINGS**

- 22 patterns available 2'x8' & 2'x4'
- Brass and copper-plated patterns available in 2'x4' size
- Lay-in panels in 2'x4' & 2'x2'
- 10 cornice moulding styles
- Pre-cut miters
- Fast and easy installation
- Shipped anywhere
- Send \$1 for brochure

**AA ABBINGDON  
AFFILIATES, INC.**  
Dept. OHJ 2149 Utica Ave.  
Brooklyn, NY 11234  
(718) 258-8333

Product of Shanker Ind. (Since 1912)





**Elegance You Can Afford**

FOR OVER HALF A CENTURY

DIRECT FROM KING'S,  
THE DESIGNERS AND MAKERS.

\$3 for 96 pg. illustrated catalog of our ALL-crystal chandeliers; our genuine SWAROVSKY STRASS; our handsome, hand-polished brass and crystal wired Victorian gas reproductions. Satisfaction guaranteed. Shipped prepaid in USA.

**KING'S CHANDELIER COMPANY**

PO Box 667 Dept OHJ-790 Eden NC27288 • 919/623-6188



FOR THE LIFE OF YOUR HOME

**FIX-ROT**

The Unique Epoxy That Repairs  
Damaged and Rotted Wood  
Send for Free Additional  
Information:



205 Sweet Hollow Road  
Old Bethpage, NY 11804

© 1990 Life Industries Corp. Trademarks of Life Industries Corp.

**Reggio  
Registers**

Solid brass  
and cast iron

USA made Reggio Registers™ enhance wood floors and fine carpets. Maximize heat circulation from woodstoves, gravity and forced hot air heating systems. Choose from elegant brass or traditional cast iron registers and grilles. Request our new color catalog for styles, sizes, and prices. Available for \$1.00 from: **The Reggio Register Co.** Dept. D007, P.O. Box 511, Ayer, MA 01432 (508) 772-3493




**The Color People**

We provide professional exterior color schemes and designs to make your property exceptional. Our services are available nationwide by working through the mail. Call or write for our free mailer.

We also offer seminar programs for large or small groups such as Historic Districts and Mainstreet Projects.

1546 Williams St., #201  
Denver, CO 80218  
303/388-8686



**Quartersawn Clapboard**

AUTHENTICALLY PRODUCED  
COLONIAL CLAPBOARDS • RADIALLY  
SAWN • SQUARED EDGE



Our specialty: Custom sawing any size, width, and tree species for your restoration.



*Sky Lodge Farm*

46 Wendell Road, Shutesbury, MA 01072  
1-413-259-1271



# THE EMPORIUM


\$275. For more information, leave message at (201) 447-5753.

**1920S VINTAGE GAS STOVE** — Complete with side oven, broiler, and 4 burners. Cream and light green porcelain finish with porcelain shut-offs and oven handles. Excellent original condition. Matching cooking utensils included. Photo available upon request. \$375. Contact: Linda Horak, White Roe Lake Road, Livingston Manor NY 12758, (914) 439-4383.

**VICTORIAN ELECTRIC LIGHT FIXTURES** — Set of 3. Original Japanned finish. Set includes 1 pole 29-1/2" long, 1 double arm 31" long, 1 triple arm 34" long. \$600. Will consider selling separately. Photos available upon request. Call Chuck or Wendy: (707) 443-4061 evenings.

**VICTORIAN SHEET MUSIC** — Perfect to display on your olde piano or organ. 2 for \$10 - 10 for \$35. (post paid). Speckman, 826 Timber Dr., New Braunfels TX 78130.

**OAK ICEBOX** — 2 front doors (one over one) in excellent original exterior condition. All nickle hardware. Inside has been converted for use as liquor cabinet. Gibson Cambria brand plate still in place. 28"W x 19"D x 46"H. Perfect for Victorian kitchen or pantry. \$650. (212) 907-9318 during business hours.



**ALL COPPER ORNAMENTS** — Very finely detailed. Removed from historic building. 5' long x 2' wide. Have total of 21. Scherer, PO Box 6305, Lincoln NE 68506, (402) 423-1582.

**ANTIQUE CHESTNUT FLOORING** — Beautiful condition. 80 miles north of NYC (914) 234-7905.

**WOOD SHINGLE-MAKING MACHINE** — Circa 1920. Dunbar powered by modern 62 hp Perkins diesel. With cut-off saw, blower, bundling jig. Production capacity to 5 squares/day. \$9,000. Contact: John Foley, RFD 2 Box 133, Hillsboro NH 03244, (603) 478-3211.

**OLD CAST-IRON HOT WATER RADIATORS** — In various styles. Best offer. Englewood NJ (201) 567-3874.

**WINDOWS & RADIATORS** — Eight 2-over-2 double-hung windows circa 1911. Rough opening size approx. 41"W x 65"H. \$25.00 each plus shipping. 16 radiators various sizes. \$10.00 each plus shipping. 1 ornate radiator approx. size 61"W x 36"H x 9"D. Free plus shipping. Contact: L. Moore, 404 Rolling Oak Lane, California MD 20619, (301) 862-3398.

**COMPLETE SET OF OHJ'S** — In mint condition, including all out of print issues from November

1973 through December 1989. \$250. or best offer. Write: Alice R. Medbery, 4210 Columbia Pike, Apt. 2, Arlington VA 22204.

**STAIRCASE** — Victorian (Eastlake) from historic home in Gettysburg PA undergoing restoration. Yellow pine. Includes newel posts, rails and balusters. Disassembled. Photo/dimensions/tread pattern available. With a lot - token price \$200. You pick up. (717) 334-1031.

**TURN-OF-THE-CENTURY BATHROOM ITEMS** — 5' white porcelain clawfoot tub in good condition with almost new set of antique replica faucets, \$145. 2' x 20" x 30" white porcelain pedestal sink in good condition with almost new faucets, \$115. White porcelain toilet and tanks (2) in good condition, \$65. 2 white porcelain bathroom electric wall fixtures (with shades) professionally rewired, \$50. Call 6-10 pm est.: (215) 242-1031.

**REFRIGERATOR CABINET** — 1928 Fridgedaire. No working parts, gray and white porcelain. In excellent condition. original label inside compartment door. \$100. (313) 403-0073.

**ROLL TOP DESK** — S curve 5" double pedestal. Missing right upper side (that roll slides into). All other parts are there. Needs some putting together. Great desk if you can repair. \$350. Another nice S curve top only partial roll, cubbies 80% intact. 4-1/2". \$100. Call for information: (718) 948-3626.

**1936 GE REFRIGERATOR** — Type CK-2-C16, Monitor Top. Ran until day owner unplugged it. Needs new door gasket. Photo upon request. Contact: R. Berk, 20 Gill Road, Haddonfield NJ 03033, (609) 428-2209.

**VICTORIAN LIBRARY SHELVES** — Include 2 cast-iron scrolled side brackets and 7-1/2" x 36" shelf. \$45.00 each plus C.O.D. shipping. Not many left. Contact: Michael P. Maxim, 4220 London Rd., Duluth MN 55804, or call for more information: (218) 525-4485.

**GOLDEN OAK FIREPLACE MANTLE** — With elegant fluted mouldings. Wonderful patina, original varnish, circa 1930. Outside measurement: 57"W x 48-1/4"H. Opening: 38-1/2"W x 35-1/2"H. Also facing for artificial fire, opening: 26-1/4"W x 28"H. Photos available. \$300. Syracuse NY area. (315) 479-8605.

**TABLE, CHAIRS, BEDFRAME & RUG** — Table: 48" diam. with two 9" leaves. Six oak side chairs. About 10 years old. Old iron boarding-house bedframe fits full size mattress. Wool oriental rug, 8-1/2 x 11', predominantly forest green with ivory, ocher. Just cleaned and mothproofed. Best offers or trade for square oak table. (718) 238-3216.

**WALNUT CONSOLE TABLE** — 1920s LifeTime Furniture (OHJ Nov/Dec '88); mission hassock; 2 Victorian "petticoat" chairs (concave front stretchers). Grand Rapids bookcase and chair, 1935-40 Oakmasters line, original finish: China cabinet, wing chair, captain's chair, coffee table. Send stamped, self-addressed envelope for photos, details. Barber/LaConte, 1262 Chestnut, Bowling Green KY 42101.

**IRON FENCE** — Hairpin and arrow pattern. 42" high. 34 sections 8' long, 3 shorter sections. \$2500. sold as lot. Call: (317) 762-6698.

## MEETINGS & EVENTS

**PAINTED FINISHES, RESTORATION AND GILDING/PATINAS** — The Finishing School Inc., known internationally for one-day classes, is offering two special week-long sessions: August 6-10, Glazing and Color; August 13-17, Marbling. For information: 17 Maple Drive, Great Neck NY 11021, (516) 487-2270.

**ABC'S OF INNKEEPING** — The Conyers House in the Blue Ridge Foothills near Sperryville, VA is offering a one-day seminar for prospective innkeepers. The course covers everything imaginable. Sunday, July 22, 1990 from 10 am until 4 pm or until the last question is answered. For more information call: (703) 987-8025.

**BENJAMIN HARRISON'S 157TH BIRTHDAY** — The President Benjamin Harrison Home in Indianapolis, IN will be celebrating his birthday anniversary on August 19, 1990 from 12:30 to 4:00 pm. The 74th Army Band will present a free concert. Tours of the Victorian mansion will be \$2. For information call: (317) 631-1898.

**4TH ANNUAL LOG CABIN DAY** — June 24, 1990. Arts and crafts, musicians, lecturers, and a special emphasis on the 150th anniversary of the Log Cabin Campaign of William Henry Harrison will be featured at more than 25 log cabins and historic villages in Michigan. Send a SASE to: Log Cabin Society of Michigan, 3503 Edwards Rd., Sodus MI 49126, (616) 944-5719.

## BOOKS & PUBLICATIONS

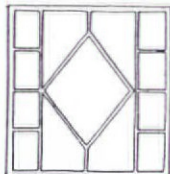
**PROBLEMS WITH CRACKED OR PEELING PAINT?** Send for free information about a system of surface preparation that will stop premature paint failure for 12-15 plus years. Send SASE to Nolan Criswell, 14 Windover, Woodward OK 73801.

**EXPERT HARDWOOD FLOORING** — Expert reveals hardwood floor installation and finishing/refinishing techniques. Do-it-yourself or earn a profitable second income. Covers all aspects of wood flooring; types of flooring and finishes, stains, solid bases, squeaks, cracks, estimating and more. Free information. Write: Northern Publications Ltd., PO Box 87, Red Deer, Alberta, Canada T4N 5E7.

Classified ads in The Emporium are FREE to current subscribers for one-of-a-kind or non-commercial items, including swaps, things wanted or for sale, and personal house or property sales. Free ads are limited to a maximum of 50 words. Free ads and b&w photo or drawing printed on space available basis. For paid ads, rates are \$100 for the first 40 words, \$2.00 for each additional word. Photographs will be printed for an additional \$75. Ads are reserved for preservation-related items: restoration services, real estate, inns and B&Bs, books and publications, etc. Deadline is the 1st of the month, two months prior to publication. For example, January 1st for the March/April issue. Sorry, we cannot accept ads over the phone. All submissions must be in writing and accompanied by a current mailing label (for free ads) or a check (for paid ads).



## REPLACE ROTTED SASH



Any style, any size. Wood storms and screens, too. Costs less than you think. Fast turn-around. Insulated glass available. Send \$1.50 for literature.

**Midwest  
Wood Products**

1051 South Rolff Street, Davenport, Iowa 52802  
(319) 323-4757

AUTHENTIC  
VICTORIAN

## Screen Doors

from

**Touchstone Woodworks**

Dept. OHJ790 PO Box 112  
Ravenna, OH 44266  
(216) 297-1313

Send two dollars to view our elegant collection

In the tradition of  
**Gustav Stickley**

fine quality arts and crafts furniture should not be exclusive to all but the collector, but rather, be made available for the enjoyment of many in the course of their daily lives.

*Treasure the Past* presents fine quality Stickley reproductions built with the same exacting care as the master's originals. These furniture pieces feature:

- 100% quartersawn white oak
- original ammonia fuming technique
- true mortise and tenon joinery
- full top grain leather upholstery

*Treasure the Past* is committed to preserving the Stickley tradition of excellence. For more information contact:

*Treasure the Past*  
23699 Bouquet Canyon Pl  
Moreno Valley, CA 92387  
(714) 243-9502

## The Woodfactory

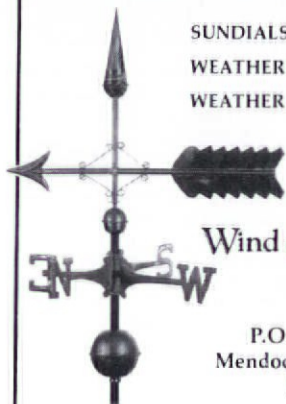
Authentic Victorian Millworks

901 Harvard, Dept. OHJ  
Houston, Texas 77008  
(713) 863-7600

Moldings • Screen Doors • Porch Parts  
Custom Woodwork • Ornamental Trim

Send \$2.00 for a Catalog

SUNDIALS  
WEATHERVANES  
WEATHER INSTRUMENTS




Free Catalog

**Wind & Weather**

P.O. Box 2320-OH  
Mendocino, CA 95460  
(707) 937-0323

## Ornamental All-Heart Redwood FINIALS



**BRUCE POST CO., INC.**  
CENTER-DRILLED ALL-HEART REDWOOD  
P.O. BOX 332, CHESTERTOWN, MD. 21620  
301-778-6181

Rocky Mountain Painting Presents

## FAUX-FINISHING WORKSHOPS

Learn graining, marbling, fantasy finishes, wall glazing, gilding and stencil work from masters in the trade. The most unique 40 hours of hands-on training of its kind and there's one coming to your area. Also great videos and graining tools.

Call toll-free for your free brochures.

**1-800-527-9284**

## Electric Wax Candles

Handcrafted electric wax candles, flame-like bulbs, services, skills and crafts for the restoration of antique lighting: for the outfitting of fine design lighting.



- STARLITE Candles
- MORLITE Candles
- CANDLEWICK bulbs

also Beeswax Candlecovers

Custom hand-crafted for your candle holder: exact height, diameter, ivory or gold.

Call: (508) 392-0830 for literature or send \$1.00 to:  
**ELCANCO, INC.**, P.O. Box 682  
Westford, MA 01886

## WILLIAMSBURG BLACKSMITHS



Quality  
Wrought - Iron  
Hardware

To Order Catalog,  
Send \$5 to:

P.O. Box 1776, Dept. OH  
Williamsburg, MA 01096  
Phone: (413) 268-7341

## EXTERIOR SHUTTERS



Affordable  
Shipped Anywhere  
Durable White Pine  
Moveable Louvers, fixed  
louvers or raised panel.  
Custom-made arches.  
Unfinished or painted in  
the brand & color of  
your choice.  
Hinges and Holdbacks

Brochure, call or write:

**SHUTTERCRAFT**, 282 Stepstone Hill  
Guilford, CT 06437 (203) 453-1973

## Protect Wall Corners

### The Great Old-fashioned Way

Our unfinished **Cornerbeads** compliment any period or decor. They're among hundreds of hard-to-find, "old style" items we have to enhance your old house or capture a bit of the past in your newer home. Each cornerbead is 47" x 1 1/2" dia., with 90° notch.

**Beechwood.** Ea. \$10.95; 6 or more \$9.30.  
**Oak.** Each \$13.95; 6 or more \$11.85. **Add shipping:** \$2.50 (1-5); \$6.50 (6 or more).  
WI residents add 5% tax. VISA/MC, or AMEX accepted.

To Order Call TOLL-FREE

**1-800-556-7878**

Or, send for more information.

**Crawford's  
Old House Store**

550 Elizabeth • Rm. 828 • Waukesha, WI 53186  
Dealer Inquiries Invited

## THE KENSINGTON CAST IRON STRAIGHT STAIRCASE BY STEPTOE



Make a Grand Entrance!

- intricate Victorian design
- modular components
- 36" width
- rugged cast-iron construction

Send \$3.00 for complete renovation catalogue:

100 years  
behind the times

**STEPTOE & WIFE**  
ANTIQUES LTD.

322 Geary Ave.  
Toronto, Canada  
M6H 2C7  
(416) 530-4200



# PRODUCTS NETWORK

Here are company catalogs and brochures worth writing for. And with the Request Form, you have a handy way to get as many catalogs as you need — just by filling out one form.

## BUILDING COMPONENTS

**1. Traditional Wood Columns** — Wood columns from 4" to 50" dia. up to 35 ft. long. Matching pilasters and 6 styles of capitals. Ventilated aluminum plinth and column bases. Custom work done. Free catalog. **Schwerd's.**

**23. Chimney Flue Liner** — Poured-in-place, two-liner system; no-mess one-day process. First liner strengthens and insulates; second liner seals & protects. UL listed. Nationwide. Free catalog. **Ahren's Chimney Technique.**

**38. Chimney Liner** — Ventinox continuously welded liner connects chimney-top to heat source without joints or breaks. Reduces condensate formation, increases heating appliance efficiency, improves safety. Nationwide dealer network. Free catalog. **Protech Systems, Inc.**

**56. White Oak Shakes** — Authentic hand-split white oak shakes, split sawn shingles, and smooth sawn shingles: the original Early American roofing and siding. Hand-split white oak shakes have been documented to last 75-100 years. Will ship. Free catalog. **Oak Crest Mfg.**

**64. Wood Mantels** — Elegant carved wood mantels ready to install. Available in 40 styles, from Louis XV to Williamsburg Colonial. Openings are 50 in. x 37-1/2 in. Sizes on request. Catalog & measuring instructions, \$2.75. **Readybuilt Products.**

**71. Wood Columns** — Ponderosa pine columns in many styles, from Doric to Corinthian. Also available: pedestals, table bases, and architectural elements in pine. Custom shapes and widths. Catalog, \$3.25. **Worthington Group.**

**73. Restoration Glass** — Imperfect glass is perfect for restoration work. Each sheet is made using the original cylinder method. Call: (800) 221-7379. In N.Y., call (212) 226-6370. Free brochure. **Bendheim Glass.**

**91. Wide Boards** — Wide pine or oak boards, ship-lapped boards, feather-edged clapboards. Will consult/design wood flooring and panelling. Serves Maine to Maryland region. Free brochure. **Carlisle Restoration Lumber.**

**113. Chimney Liner** — System seals, relines, and rebuilds chimneys from inside out with poured refractory materials. Especially effective for chimneys with bends and offsets. Free brochure. **National Supafly Systems.**

**215. Moisture Vents** — Small, screened metal louvers, 1" to 6" dia., release moisture trapped in walls, cornices, soffits, etc. Just drill holes and press in place. Free literature. **Midget Louver.**

**242. Classic Columns** — For porches and pure decoration: Doric, Ionic, and Corinthian columns sculpted from Ponderosa pine with exquisite craftsmanship. Many sizes and shapes available. Catalog, \$2.25. **Chadsworth, Inc.**

**284. Dumbwaiters** — Residential and commercial hand-operated dumbwaiters with lifting capacities from 65 to 500 lbs. Clerestory operators for awning and casement windows in hand-operated/electric models. Professional consultation. Free literature. **Whitco/Vincent Whitney.**

**350. Fireplaces, Mantels, Tile** — Cast iron

fireplaces for masonry or zero clearance installation, 38" X 38", 14" deep. Suitable to burn wood, coal, peat or gas. Period mantels and Victorian tile. Free brochure. **Fourth Bay.**

**387. Quartersawn Clapboard** — Vertical grain clapboard which eliminates cupping and warping. These clapboards accept paint and stain extremely well. True representations of colonial architecture. Free brochure. **Granville Manufacturing.**

**401. Cedar Shutters** — Clear, old growth western red cedar shutters will outlast pine and plastic in looks and life. Five traditional styles in both standard & custom sizes. Complete brochure, \$3.00. **Vixen Hill.**

**408. Rumford Fireplace Kit** — Rebuilding or converting a fireplace? This easy-to-do kit will make your project a success. Kit converts most gas and coal fireplaces. Call (614) 221-6131 for technical information. Free brochure. **Buckley Rumford Fireplace.**

**409. Solid Soapstone** — These airtight, high-efficiency stoves are individually crafted with detailed iron castings and hand-polished stone. Call factory: (603) 298-5955. Free catalog. **Woodstock Soapstone Company.**

**488. Metal Roofing Materials** — Producers of Terne and Terne Coated Stainless. Quality material with a history of proven performance is always assured. Free catalog. **Follansbee Steel.**

**503. Wood Products** — Manufacturer of wood products for the do-it-yourselfer and construction industry, including stair parts, shelving, post tops, and balusters. Free catalog. **Mansion Industries.**

**506. Porch & Stairway Restoration** — This custom turning service includes porch and stairway balusters, newel posts, finials and other architectural ornaments turned to match your originals. Quantities from a turning to whole porches. Design services are available. Free brochure. **National Decks, Inc.**

**507. Porch & Stairway Parts** — The source for standard stock or made-to-order custom columns, porch posts, balusters, newels and rail systems for porch or stairway. Interior or exterior; old or new; restored or new construction. Free literature. **New England Woodturners.**

**508. Handcrafted Wood Mantels** — Stock and custom sizes, classic designs, authentic reproductions. Prices range from \$300 to \$435. Shipped U.P.S. Catalog, \$2.50. **Plantation Mantels.**

**511. Lumber Products** — Top quality western red cedar, redwood, pine or fir available for direct shipment to your building site: Siding, paneling, shakes and beams. Information packet, \$3.25. **Bear Creek Lumber Inc.**

## DECORATIVE MATERIALS

**20. Tin Ceilings** — 22 original Victorian and Art Deco tin ceiling patterns available in 2'x4' and 2'x8' nail up and 2'x4' lay in. Several patterns available by special order in brass and/or copper in 2'x2' or 2'x4' sizes. Additional items available are cornices, pre-cut miters and 2'x2' center medallions. Brochure, \$1.25. **AA Abbingdon Affiliates.**

**27. Victorian Roomset Wallpapers** — A complete collection of Victorian wallpapers that you can combine in infinite variations. Neo-Grec; Anglo-Japa-

nese; Aesthetic Movement. Superb catalog, \$10.25. **Bradbury & Bradbury.**

**47. Tin Ceilings** — 22 patterns of tin ceilings ideal for Victorian homes and commercial interiors. Patterns from Victorian to Art Deco. Comes in 2' x 8' sheets; cornices in 4' lengths. Brochure, \$1.25. **Chelsea Decorative Metal.**

**128. Tin Ceilings** — Using original dies, this company produces richly ornamented metal ceilings in turn-of-the-century patterns. Includes center plates, borders, corner plates, cornice and filler plates. 72-pp. catalog, \$3.25. **W.F. Norman.**

**294. Plaster Ornament** — Ornaments of fiber-reinforced plaster. They do restoration work, and can reproduce existing pieces if a good example is supplied. Complete catalog of 1500 items, \$15.25. **Fischer & Jirouch.**

**469. Decorative Glass** — Transform your ordinary glass into elegant leaded glass in minutes. Available in three colors and various widths. Catalog, \$3.25. **Triarco, Inc.**

**473. Architectural Antiques** — Unique and unusual items from the past can be found in this shop: brass hardware, doors, mantels, sinks, lighting fixtures, and may other rare items. For more information, call: (704) 527-8717. **By-Gone Days Antiques, Inc.**

**509. Copper Mailboxes** — These durable, hand-crafted mailboxes are available in copper with a brass hinge. Extra-large sizes and decorative details are also available. Free brochure. **Albert J. Wagner & Son.**

## DOORS & WINDOWS

**9. Replacement Wood Windows** — 16-p. booklet tells what to look for in a replacement window, and how to install it. Get a thermally efficient, genuine wood window in almost any size and historic shape. Free brochure. **Marvin Windows.**

**32. Wooden Screen & Storm Doors** — Wooden combination screen and storm doors have period look and are more thermally efficient than aluminum doors. Several styles (including Victorian and Chippendale) and all sizes. Catalog, \$2.25. **Old Wagon Factory.**

**53. Wooden Screen Doors** — These doors blend function, fine craftsmanship and styling. Dozens of innovative styles to choose, ranging from the classic design to highly ornamental. Catalog, \$3.25. **Oregon Wooden Screen Door.**

**83. Invisible Storm Windows** — Match any window shape or color; removable storm windows available inside or outside-mounted, screen and glass panels. Fixed, magnetic, sliding, or lift-out styles. Free brochure. **Allied Windows.**

**317. Victorian Screen & Storm Doors** — Custom designed Victorian and Country Bentwood screen doors. Storm doors and authentic hardware available. Other styles include Colonial, Cape Cod, and Ranch. Catalogue, \$2.25. **Grand Era Reproductions.**

**354. Windows and Patio Doors** — A 24-page full-color booklet featuring Andersen's complete product line. Perma-Shield low maintenance windows, patio doors, "High-Performance" insulating glass, Frenchwood Patio Door, Circle Top windows & Concept IV sunspaces. Free booklet. **Andersen Windows.**

**410. Colonial Woodwork** — Handcrafted custom-made interior and exterior 18th-century architectural trim. Finely-detailed Colonial doors and windows, shutters, wainscot and wall paneling. Free brochure. **Maurer & Shepherd.**

**455. Wooden Doors** — Solid native wood en-



trances to match the style of your house. Traditional doors with bull's-eye glass, side-lights, dutch doors, or insulated doors with abstract or stylized patterns. Catalog, \$2.25. **Lamson-Taylor Custom Doors.**

**510. Wood Doors & Windows** — Specialists in detailed restoration and custom duplication of wood doors, windows, and all interior millwork for rehabilitation and new construction. Free brochure. **Camden Window & Millwork.**

## FINISHES & TOOLS

**31. Rotted Wood Restoration** — Two-part epoxy system restores rotted wood, so you can save historically significant and hard-to-duplicate pieces. Repairs can be sawn, drilled, sanded, and painted. Free brochure. **Abatron.**

**35. Plaster Washers** — These inexpensive plaster washers can resecure loose ceilings and walls. Starter packet of 3 doz. washers with instructions, \$4.30. **Charles Street Supply.**

**365. Fireplace Repair** — For over 100 years, this firm has offered a full line of chimney and fireplace maintenance and repair products. Gaskets, cleaners, caulking, patching and specialty paint products. Free catalog. **Rutland Products.**

**439. Molder-Planer** — Superior US-made construction and two-minute cutter changes make this molder-planer a fast, easy and dependable tool. Five-year warranty. Free information kit. **Williams & Hussey.**

**498. Weed Control Without Chemicals** — Don't let weeds and brush take over your property. Self-propelled, walk behind, sickle bar mower handles any terrain you can walk. Clean-up in minutes areas that would take hours by hand. Free literature. **Kinco.**

**499. Tools & Tooling Systems** — Profile knives for shaper/molder heads, lock edge collars and new (patented) Rosette Cutting Tool Holders. Includes knife pricing per inch of profile for all planer/molder and shaping systems. Free literature. **Counselor Profiles.**

## FURNISHINGS

**42. Country Curtains** — Curtains available in cotton, muslin, permanent-press, etc. Some with ruffles, others with fringe, braid, or lace trim. They also have bedspreads, dust ruffles, canopy covers, and tablecloths. Free catalog. **Country Curtains.**

**192. Hand-Tied Fishnet Canopies** — Custom made to fit any size bed. Bedspreads and coverlets, dust ruffles, lap blankets, woven Colonial spreads and other country items are available. 10 page color brochure, \$1.25. **Carter Canopies.**

**209. Victorian Oak Furniture** — Three big barns full of antique furniture. This is one of New England's largest collections of American oak and Victorian furniture. For their current selection, call (413) 527-1022. **Southampton Antiques.**

**221. Restored Antique Fans** — Restores and sells antique fans and parts. Large changing inventory. The proprietor also wrote a book on the history of fans. Detailed brochure, \$2.25. **The Fan Man.**

**504. Victorian Wicker** — Manufacturers of reproduction Victorian wicker furniture. Featuring bedroom sets, rocking chairs, ottomans, tables, and much more. Handwoven in U.S.A. with the strongest hardwood interior framing. \$4.25. **Michael's Classic Wicker.**

**505. Indoor & Outdoor Furniture** — Manufacturers of a fine line of cast-aluminum furniture. Many pieces are reproductions of antiques. They also manufacture

"Old South" architectural columns of extruded aluminum available in several styles and sizes. Catalog, \$3.25. **Moultrie Manufacturing Company.**

## LIGHTING FIXTURES

**4. Victorian Lighting Fixtures** — Authentic reproduction Victorian and turn-of-century electric and gas chandeliers and wall brackets. Solid brass with many varieties of glass shades. Catalog, \$5.25. **Victorian Lighting Works.**

**10. Craftsman Lighting** — Reproduction Craftsman chandeliers and sconces fit right into any Bungalow, Mission, Foursquare, or traditional home. Fixtures in solid brass or cast iron. Free catalog. **Rejuvenation Lamp & Fixture.**

**21. Mission-Style Lighting** — New arts & crafts (mission/prairie) lighting fixtures blend with all historic periods. Solid brass with polished or antique finish. Sconces & chandeliers in 10 designs. Catalog, \$3.25. **Brass Light Gallery.**

**26. Push-Button Switches** — Quality reproductions of push-button light switches. Switch plates available in plain brass or ornamented. Brochure, \$1.25. **Classic Accents.**

**159. Ceiling Fixtures** — Solid brass ceiling fixtures crafted in the highest quality. Available in polished brass or chrome. Custom fabrication, repair and refinishing; custom and antique lighting; brass and copper antiques. Brochure, \$1.25. **Conant Custom Brass.**

**334. Chandeliers, Sconces and Candelabra** — Huge collection of uniquely designed lighting fixtures, using imported crystal. Brass and crystal reproductions of Victorian styles, chandeliers and sconces of Strass Crystals. Catalog, \$3.25. **King's Chandelier.**

**400. Lighting Fixtures** — Architectural ornaments and antiques dating from 1880-1930. Stock reproduction iron spiral staircase and ceiling and wall lighting fixtures. Free brochure. **Urban Archaeology.**

**512. Architectural Lighting** — Arts & Crafts lighting fixtures utilizing design concepts of Greene & Greene, Frank Lloyd Wright, and Prairie movement. Solid brass, verdigris patina finish with varied styles and sizes. Catalog, \$3.25. **Arroyo Craftsman.**

## METALWORK

**55. Custom-Made Plaques** — Historic markers for indoor or outdoor use. Standard solid-bronze cast plaques, 7 in. x 10 in., are \$90 plus shipping. Other dimensions and styles available. Free brochure. **Erie Landmark.**

**122. Ornamental Iron Fencing** — These ornamental iron fences and gates are custom made. This company can match old fences using authentic Victorian patterns and castings. Complete catalog, \$2.25. **Stewart Iron Works.**

## MILLWORK & ORNAMENT

**2. Heart Pine Flooring** — Flooring cut from 200-year-lumber. Edges and bottoms of boards remilled for easy installation, but patina of old surface remains. Also: heart-pine wainscoting, hand-hewn beams, mantels, and stair parts. To order \$25 sample pack, call 1-800-726-7463. Brochure, \$5.25. **The Joinery.**

**13. Victorian Gingerbread** — Authentic Victorian millwork for interior and exterior porch posts, corner fans, balusters, brackets, corbels, headers, gazebo, and more. Illustrated catalog is available for \$2.00. **Vintage Wood Works.**

**44. Victorian Millwork** — 19th-century designs in solid oak and poplar: fretwork, brackets, corbels, grilles, turnings, and gingerbread precision manufactured so product groups fit together. Color catalog, \$4.75. **Cumberland Woodcraft.**

**98. Non-Rotting Lattice** — Keeping porch lattice painted is a real chore. Instead, use PVC lattice. It looks like wood (no fake wood grain!), comes in 11 colors, and can be cut, nailed, and installed like wood. Free color brochure. **Cross VINYLattice.**

**101. Shutters & Blinds** — Colonial wooden blinds, movable louver, and raised-panel shutters. All are custom-made to specifications. Available in pine or cedar, painted or stained to match any color. Free brochure. **Devenco Products.**

**173. Victorian Woodwork** — 19th-century millwork in redwood and select hardwoods. Ornamental shingles, turnings, ornamental trim, mouldings, screen doors, brackets, balusters, railings, and more. Catalog, \$3.25. **Mad River Woodworks.**

**238. Architectural Turnings** — Millwork designs from 1870-1920 in heart redwood, oak, & mahogany: Balusters, newel posts, porch columns, railings, & custom turning. Complete catalog, \$6.25. **Pagliacco Turning & Milling.**

**239. Custom-Cut Cedar Shingles** — Get an exact match of the fancy-cut shingles currently on your house. Authentic patterns also available for new Victorian houses. Free information. **Cedar Guild.**

**260. White-Pine Shutters** — White pine shutters with 2-in. wide movable louvers. Available in custom sizes designed to fit circular windows. Free brochure. **American Heritage Shutters.**

**340. Wood Mouldings** — This internationally recognized company has over 500 beautiful wood mouldings. Call: 800-6-ARVIDS. 104-page catalog, \$5.75. **Arvid's Historic Woods.**

**425. Made-to-Order Shutters** — New shutters made the old-fashioned way, by hand. This shop also carries mantel-pieces, old hardware, doors, etc. Please write with your needs, or call (800) 2-SHUTTER. **The Bank Architectural Antiques.**

**434. Re-creation Pickets** — Elegant Victorian pickets, just like the ones you've seen in old photographs. Adds charm and beauty to the modest farmhouse or grand public building. Picket sample, \$2.25. **Texas Standard Picket Co.**

**438. Quartersawn Clapboard** — For over 100 years, the Ward family has operated this mill. Vertical grain clapboard eliminates warping for extended life. Free brochure. **Ward Clapboard Mill.**

**442. Reproduction & Custom Woodwork** — mouldings, columns, redwood gutter, siding, balusters, etc. Let them help you with your custom wood projects. Free brochure. **Blue Ox Millworks.**

**443. Architectural Elements** — Large collection of interior & exterior architectural elements. Columns, FYPON products, cupolas, stairparts, casings, carvings, outdoor lighting, cornice, moldings, gingerbread, finials, weathervanes, turned posts, plaster, etc. Catalog, \$3.75. **The Architectural Cataloguer.**

**454. Victorian Gingerbread** — Authentic hand-crafted Victorian wood work for interior and exterior: brackets, spandrels, moldings, pickets, porch parts, roof trim, corner blocks, etc. Catalog and newsletter, \$1.50. **Hicksville Woodworks Company.**

**465. Virgin Heart Pine Flooring** — This company can give you all the information you need about virgin heart pine. They'll even provide you with names and numbers of professional flooring installers and finishers



# PRODUCTS NETWORK

in your area. Free literature. **Goodwin Lumber.**

**487. Interior & Exterior Wood Products** — Corner brackets, corbels, gable trim, spandrels, porch accessories, and more. Custom designing and manufacturing welcomed. Illustrated catalog, \$2.25. **Empire Woodworks.**

## PLUMBING & HARDWARE

**11. Old-Style Plumbing Fixtures** — Claw-foot tubs, brass & chrome showers, shower rings, pedestal sinks, faucets, high-tank toilets, cage showers, and more. Antique and reproduction. Also hard-to-find parts. Large color catalog, \$6.25. **Roy Electric.**

**18. Victorian Hardware** — Vast selection of highest quality 18th- & 19th-century reproduction hardware for doors, windows, shutters, cabinets, furniture, plus high-security locks with period appearance. 108-p. catalog, \$5.25. **Ball & Ball.**

**110. Bathroom Fixtures** — Wide variety of antique and reproduction plumbing, tubs, porcelain faucets and handles, pedestal sinks, high-tank toilets and shower enclosures. Catalog, \$6.25. **Mac The Antique Plumber.**

**114. Porcelain Refinishing** — Exclusive formula resurfaces bathtubs, sinks, and tile. Available in many colors. Done in your home by factory-trained technicians. Fully guaranteed. Free brochure. **Perma Ceram.**

**193. Bathroom Fixtures** — Turn-of-the-century and country bath decor: Brass, porcelain and oak furnishings both reproduction and antique. Complete catalog, \$3.25. **Bathroom Machineries.**

**303. Fancy Plumbing Fixtures** — Hard-to-find fixtures: pedestal lavatories, Victorian-style washstands, drop-in-basins. Plumbing hardware and accessories, fireplace mantels, lighting fixtures, and much more. Color catalog, \$4.00. **Ole Fashion Things.**

**309. Reproduction Brass Showerhead** — A unique 12-inch showerhead generates thousands of waterdrops to cover the entire body in a gentle rain. Treat yourself to a luxurious shower. Free brochure. **JB Products.**

**384. Tub and Sink Refinishing** — Porcelain refinishing for antique tubs, sinks, and ceramic tile. Bring item into shop, or they will work in your home. Also converts bathtubs into whirlpool. Free brochure. **Dura Glaze.**

**397. Hard-to-find Hardware** — Since 1916

suppliers of scarce decorative hardware for doors, windows, furniture and cabinets. Brass, iron, glass knobs, hinges, pulls and fasteners also available. All periods from 16th-century thru the 1930's. Catalog, \$3.50. **Crown City Hardware.**

**513. Epoxy Sealer** — This clear penetrating epoxy sealer permanently consolidates and restores old, deteriorated and weathered wood, and primes for paint or varnish. Epoxy fairing gel fills wood, sands and carves easily. Free brochure. **Smith & Company.**

## RESTORATION SUPPLIES/ SERVICES

**5. Pigeon Control** — Get rid of pigeons and other birds with inconspicuous stainless steel needles that eliminate roosting places without harming your building. See the OHJ June 1981 issue for details. Free brochure. **Nixalite of America.**

**170. Remove Weatherstains** — Bring back beauty of natural wood on shingles, fencing, decks. Alter-Wood brightens gray or weatherstained wood. Spray or brush on, hose it off. One \$24.95 gal. treats 400-600 sq. ft. Free brochure. **Enviro-Chem.**

**312. Chimney Sweeps** — Maintenance, repair and restoration services for your chimney. Cleaning, internal video inspections, dampers, caps, stainless steel and Ahren "cast in place" linings. For service in the Tri-State area, call: (800) 479-7722. **Certified Chimney Sweeps, Inc.**

**319. Porcelain Refinishing** — Company specializes in restoration and refinishing of worn and damaged bathroom and kitchen fixtures of all materials. Also sells franchises world-wide. Call (602) 885-7397. Free brochure. **Perma-Glaze.**

**360. Custom Refinishing** — This firm does custom color blending, stripping and refinishing, and wood restoration of older homes and monuments. Comprehensive in-shop consultation services available. Free brochure. **Wayne Towle.**

**424. Architectural Refinishing** — A unique system for stripping interior woodwork. Informative catalog, \$1.25. **On Site Wood Restoration.**

**437. Do-it-yourself Videos** — Own the world's finest homebuilding and woodworking videos. Tapes on trim carpentry, cabinetmaking, filesetting, furniture restoration and more. Free brochure. **Taunton Press.**

**461. Preservation Services** — A wide variety of services is available including building inspections, condition assessments, maintenance and preservation plans and training, and epoxy-stabilization consulting. Free brochure. **Conservation Services.**

**476. Tub Restoration & Supplies** — Tub, tile, and countertop restoration or repairs; color changes; restoration supplies; whirlpools; fixtures and accessories. Call: (800) 344-2085. **Tub Doctor.**

**500. Portraits Of Your Favorite Building** — Original pen and ink renderings of your home, business or historic building ready to be framed. Suitable as letterhead, company logo, advertising, Christmas cards, etc. Free literature. **Architectural Caricatures.**

**501. Home Restoration Products** — These products are designed for the discriminating homeowner for care and maintenance of wood, fiberglass cleaning, and high quality caulking compounds. For the life of your home. Free information. **Homelife.**

**502. Wood Restoration Products** — DAP products have been the choice of serious remodelers for 125 years. Free information about DAP products is available. **DAP, Inc.**

## Literature Request Form

Circle the numbers of the items you want, and enclose \$2 for processing. We'll forward your request to the appropriate companies. They will mail the literature directly to you...which should arrive 30 to 60 days from receipt of your request. Price of literature, if any, follows the number. Your check, including the \$2 processing fee, should be made out to Old-House Journal.

|             |             |              |             |             |             |
|-------------|-------------|--------------|-------------|-------------|-------------|
| 1. Free     | 38. Free    | 122. \$2.25  | 317. \$2.25 | 434. \$2.25 | 502. Free   |
| 2. \$5.25   | 42. Free    | 128. \$3.25  | 319. Free   | 437. Free   | 503. Free   |
| 4. \$5.25   | 44. \$4.75  | 159. \$1.25  | 334. \$3.25 | 438. Free   | 504. \$4.25 |
| 5. Free     | 47. \$1.25  | 170. Free    | 340. \$5.75 | 439. Free   | 505. \$3.25 |
| 9. Free     | 53. \$3.25  | 173. \$3.25  | 350. Free   | 442. Free   | 506. Free   |
| 10. Free    | 55. Free    | 192. \$1.25  | 354. Free   | 443. \$3.75 | 507. Free   |
| 11. \$6.25  | 56. Free    | 193. \$3.25  | 360. Free   | 454. \$1.50 | 508. \$2.50 |
| 13. \$2.00  | 64. \$2.75  | 215. Free    | 365. Free   | 455. \$2.25 | 509. Free   |
| 18. \$5.25  | 71. \$3.25  | 221. \$2.25  | 384. Free   | 461. Free   | 510. Free   |
| 20. \$1.25  | 73. Free    | 238. \$6.25  | 387. Free   | 465. Free   | 511. \$3.25 |
| 21. \$3.25  | 83. Free    | 239. Free    | 397. \$3.50 | 469. \$3.25 | 512. \$3.25 |
| 23. Free    | 91. Free    | 242. \$2.25  | 400. Free   | 487. \$2.25 | 513. Free   |
| 26. \$1.25  | 98. Free    | 260. Free    | 401. \$3.00 | 488. Free   |             |
| 27. \$10.25 | 101. Free   | 284. Free    | 408. Free   | 498. Free   |             |
| 31. Free    | 110. \$6.25 | 294. \$15.25 | 409. Free   | 499. Free   |             |
| 32. \$2.25  | 113. Free   | 303. \$4.00  | 410. Free   | 500. Free   |             |
| 35. \$4.30  | 114. Free   | 309. Free    | 424. \$1.25 | 501. Free   |             |

Name \_\_\_\_\_ Total \$ \_\_\_\_\_  
 Company \_\_\_\_\_ Postage & Handling \$ 2.00  
 Address \_\_\_\_\_  
 City \_\_\_\_\_ St \_\_\_\_\_ Zip \_\_\_\_\_ Total Enclosed \$ \_\_\_\_\_

Mail to: The Old-House Journal, Products Network, 123 Main Street, Gloucester, MA 01930

This card must be mailed before November 31, 1990

9008



# ADVERTISER'S INDEX

| Products Network No. | Page No.                        |                         | Page No. |                                     | Page No. |
|----------------------|---------------------------------|-------------------------|----------|-------------------------------------|----------|
| 20                   | AA Abbingdon Affiliates         | 81                      | 101      | Devenco Products                    | 21       |
| 31                   | Abatron                         | 11                      | 384      | Dura Glaze                          | 27       |
| 23                   | Ahren's Chimney Technique       | 71                      |          | Elcanco                             | 83       |
| 83                   | Allied Windows                  | 15                      | 487      | Empire Woodworks                    | 79       |
| 260                  | American Heritage Shutters      | 25                      | 170      | Enviro-Chem                         | 67       |
| 354                  | Andersen Windows                |                         | 55       | Erie Landmark Co.                   | 61       |
|                      | ..... Inside Front Cover        |                         | 221      | The Fan Man                         | 57       |
|                      | Anthony Wood Products           | 77                      |          | Fastenation                         | 79       |
| 500                  | Architectural Caricatures       | 75                      | 294      | Fischer & Jirouch                   | 11       |
| 443                  | Architectural Cataloguer, USA   | 27                      | 488      | Follansbee Steel                    | 10       |
| 512                  | Arroyo Craftsman                | 57                      | 350      | Fourth Bay                          | 9        |
| 340                  | Arvid's Historic Woods          | 61                      | 317      | Grand Era Reproductions             | 57       |
| 18                   | Ball & Ball                     | 17                      | 387      | Granville Manufacturing Co.         | 13       |
| 425                  | The Bank Architectural Antiques | 11                      |          | Hardware Plus                       | 81       |
|                      | .....                           |                         |          | Harrowsmith - Country Living        | 29       |
| 193                  | Bathroom Machineries            | 61                      | 454      | Hicksville Woodworks Co.            | 63       |
| 511                  | Bear Creek Lumber Inc.          | 71                      | 501      | Homelife                            | 81       |
| 73                   | Bendheim Glass                  | 14                      |          | Horton Brasses                      | 77       |
| 442                  | Blue Ox Millworks               | 67                      | 309      | JB Products                         | 57       |
| 27                   | Bradbury & Bradbury             | 14                      | 2        | The Joinery                         | 21       |
| 21                   | Brass Light Gallery             | 19                      | 498      | Kinco                               | 65       |
|                      | Bruce Post Company              | 83                      | 334      | King's Chandelier Company           | 81       |
| 408                  | Buckley Rumford Fireplace Co.   | 23                      | 455      | Lamson -Taylor Custom Doors         | 23       |
| 473                  | By-Gone Days Antiques, Inc.     | 63                      |          | Lone Star Ironworks                 | 81       |
| 510                  | Camden Window & Millwork        | 59                      | 110      | Mac The Antique Plumber             | 7        |
| 59                   | Campbellsville Industries       | 73                      |          | MacQuarrie & Niccum                 | 81       |
| 91                   | Carlisle Restoration Lumber     | 75                      | 173      | Mad River Woodworks                 | 65       |
| 192                  | Carter Canopies                 | 79                      | 503      | Mansion Industries                  | 11       |
| 239                  | Cedar Guild                     | 73                      | 9        | Marvin Windows                      | 16       |
| 312                  | Certified Chimney Sweeps        | 12                      | 410      | Maurer & Shepherd Joiners           | 77       |
| 242                  | Chadsworth, Inc.                | 9,28                    | 504      | Michael's Classic Wicker            | 27       |
| 35                   | Charles Street Supply           | 17                      | 215      | Midget Louver Co.                   | 61       |
| 47                   | Chelsea Decorative Metal Co.    | 7                       | 16       | Midwest Wood Products               | 83       |
|                      | Chicago Old Telephone Co.       | 79                      | 505      | Moultrie Manufacturing Co.          | 61       |
| 26                   | Classic Accents                 | 25                      | 506      | National Decks, Inc.                | 75       |
|                      | The Color People                | 81                      | 113      | National Supafu Systems             | 65       |
| 159                  | Conant Custom Brass             | 27                      | 507      | New England Woodturners             | 9        |
| 461                  | Conservation Services           | 23                      | 5        | Nixalite                            | 19       |
| 499                  | Counselor Profiles              | 19                      |          | North Fields Restorations           | 73       |
| 42                   | Country Curtains                | 75                      | 56       | Oak Crest Manufacturing             | 59       |
|                      | Crawford's Old House Store      | 83                      | 32       | Old Wagon Factory                   | 69       |
| 98                   | Cross VINYLattice               | 71                      | 303      | Ole Fashion Things                  | 15       |
| 397                  | Crown City Hardware             | 65                      | 424      | On Site Wood Restoration            | 23       |
| 44                   | Cumberland Woodcraft            | 17                      | 53       | Oregon Wooden Screen Door           | 67       |
|                      | Custom Woodturnings             | 57                      |          | Our House Productions               | 81       |
| 502                  | DAP, Inc.                       | ..... Inside Back Cover | 238      | Pagliacco Turning & Milling         | 13       |
|                      |                                 |                         | 114      | Perma Ceram Enterprises             | 73       |
|                      |                                 |                         | 319      | Perma Glaze, Inc.                   | 13       |
|                      |                                 |                         |          | Phone Wizard                        | 77       |
|                      |                                 |                         | 508      | Plantation Mantels                  | 67       |
|                      |                                 |                         | 38       | Protech Systems Inc.                | 71       |
|                      |                                 |                         | 64       | Readybuilt Products                 | 22       |
|                      |                                 |                         |          | Reggio Register                     | 81       |
|                      |                                 |                         | 10       | Rejuvenation Lamp & Fixture Company | 22       |
|                      |                                 |                         |          | Rocky Mountain Painting             | 83       |
|                      |                                 |                         | 11       | Roy Electric Co.                    | 67       |
|                      |                                 |                         | 365      | Rutland Products                    | 21       |
|                      |                                 |                         |          | Salt & Chestnut                     | 79       |
|                      |                                 |                         | 1        | Schwerd Manufacturing               | 5        |
|                      |                                 |                         | 7        | Shuttercraft                        | 83       |
|                      |                                 |                         |          | Sky Lodge Farm                      | 81       |
|                      |                                 |                         | 513      | Smith and Company                   | 77       |
|                      |                                 |                         | 481      | J. E. Smith                         | 69       |
|                      |                                 |                         | 30       | Smith-Cornell                       | 65       |
|                      |                                 |                         | 209      | Southampton Antiques                | 79       |
|                      |                                 |                         | 14       | Steptoe & Wife                      | 83       |
|                      |                                 |                         | 122      | Stewart Iron Works                  | 65       |
|                      |                                 |                         |          | L & JG Stickley                     | 2        |
|                      |                                 |                         | 437      | Taunton Press                       | 7        |
|                      |                                 |                         | 434      | Texas Standard Picket Co.           | 63       |
|                      |                                 |                         |          | Touchstone Woodworks                | 83       |
|                      |                                 |                         | 360      | Wayne Towle, Inc.                   | 63       |
|                      |                                 |                         |          | Treasure The Past                   | 83       |
|                      |                                 |                         |          | Tremont Nail Co.                    | 79       |
|                      |                                 |                         | 469      | Triarco, Inc.                       | 27       |
|                      |                                 |                         | 476      | Tub Doctor                          | 23       |
|                      |                                 |                         | 400      | Urban Archaeology                   | 77       |
|                      |                                 |                         | 4        | Victorian Lighting Works            | 69       |
|                      |                                 |                         |          | Victorian Warehouse                 | 73       |
|                      |                                 |                         | 13       | Vintage Wood Works                  | 15       |
|                      |                                 |                         | 401      | Vixen Hill                          | 69       |
|                      |                                 |                         | 128      | W.F. Norman Corp.                   | 59,61    |
|                      |                                 |                         | 509      | Albert J. Wagner & Son              | 79       |
|                      |                                 |                         | 438      | Ward Clapboard Mill                 | 75       |
|                      |                                 |                         | 284      | Whitco/Vincent Whitney              | 67       |
|                      |                                 |                         |          | Williamsburg Blacksmith             | 83       |
|                      |                                 |                         | 439      | Williams & Hussey                   | 75       |
|                      |                                 |                         |          | Wind & Weather                      | 83       |
|                      |                                 |                         |          | The Wood Factory                    | 83       |
|                      |                                 |                         | 409      | Woodstock Soapstone Co.             | 63       |
|                      |                                 |                         | 71       | Worthington Group                   | 21       |

## ADVERTISING SALES OFFICES

### ADVERTISING OFFICE

123 Main Street, Gloucester, MA 01930  
(800) 356-9313

Becky Bernie, Sales  
Ellen Higgins, Production  
Bill O'Donnell, Advertising Director

### MIDWEST SALES OFFICE

Robert R. Henn and Associates  
20500 Hellenic Drive, Olympia Fields, IL 60461  
(708) 748-1446

Robert Henn  
Nancy Bonney





## Victimized Verandah

**A**ny old-house lover traveling through the South can expect to see (and be charmed by) a vernacular design style that was especially popular around the turn of the century: homes with two-tiered, full-facade porches. Unfortunately, travelers can also expect to see (and be saddened by) houses that have been lost to remuddling.

Our examples are located in Sullivan's Island, South Carolina. The handsome and distinctive porch on



*When is a porch not a porch? When it's been enclosed in aluminum siding and perforated with windows (top).*

the house pictured above is still intact. Also preserved are the triple doors of the entrance and the run of full-length windows.

But on the house shown at the top of the page, the upper verandah has

been converted into an enclosed living space. (One can only hope that the brick columns — now supporting the additional weight of furniture and people — have footings and girders adequate to the new stress.) Aluminum siding frames off-the-rack jalousie windows, and the original entryway is history.

Charles Kellner, who submitted these photographs, reports that these houses are next to one another and "make a striking contrast." No further comment.



# YOU'RE ONLY AS GOOD AS YOUR MATERIALS.

For years, knowledgeable craftsmen have been getting it right the first time by relying on our products.


For example, DAP® '230'® Sealant offers the caulking performance of a silicone, lab-rated to last for 50 years, yet it guns, paints and cleans up like a latex.

DAP® Fast 'n Final® Spackling sticks tight, tools like butter, and cures ready to paint in an hour or less without sagging, cracking or shrinking.

And DAP® '33'® Glazing will adhere securely to glass, metal, wood and painted surfaces, forming a smooth, flexible seal that resists both water and weather.

So instead of looking for trouble on your next repair or construction project, just look for the DAP logo.

**DAP** For the jobs you only want to do once.™





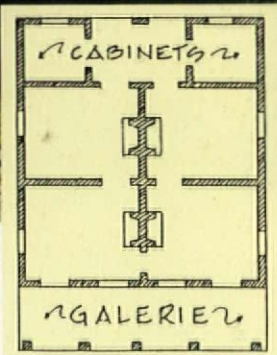

# Vernacular Houses



The Creole Cottage is derived from Acadian and Caribbean influences, both of which were brought to the Gulf Coast by immigrants of French ancestry. Creole Cottages are found from Texas to Tallahassee, but one of the greatest concentrations is in Pensacola, Florida.

Most of the Pensacola cottages were built between 1800 and 1860; the house style remained popular up until the 1880s. Unlike the Creole Cottages in New Orleans, which were built chiefly of stuccoed brick, the Florida houses were almost entirely wood framed with a raised first floor. Typical floor plans are arranged with four main rooms — sometimes divided by a central hallway — and two smaller rooms off to the back, called cabinets (pronounced *ca-bi-nays*). These most often served as guest bedrooms and storage areas. A small interior porch occupied the space between the cabinets, although many of these are now obscured by rear additions. The most notable feature of these cottages, however, is the wide porch

## Pensacola Creole Cottages



Left: typical floorplan of an early Pensacola cottage, of which only a few have survived. Later houses generally featured a central hallway.

or *galerie*, which dominates the front and is incorporated into the gable roof by means of extended rafters. Combined with wood shutters, these porches provided natural cooling for the cottages in a hot climate.

— Dr. Diana Jarvis Godwin  
Pensacola, Fla.