

The AMERICAN HOME

10¢


PROPERTY OF THE
LIBRARY OF THE

JUL 24 1939




August 1939


Bath-time story with a happy ending...*Cannon Towels!*



IF YOU HEAR MUSIC in the bathroom . . . it must be Cannon towels' *singing* color! They cheer things up immediately for little money. Here are some of the best Decorators' Colors. Pick a new combination and recolor-scheme the whole room . . . just with Cannon towels.




AFTER SOAPING AND SPLASHING COMES TOWEL-ING— and how a little girl loves to be wrapped in a big, soft, cosy-colored Cannon towel. There's a happy ending for Mother, too . . . every time she invests in Cannon quality. The weave is close and thick and thirsty . . . selvages firm, colors fast, the texture deep and fluffy after frequent launderings. And Cannon makes so many towels (they're the world's largest manufacturers of household textiles) that they can give you wider variety and better value all the way from 25c to \$2. Cannon Mills, Inc., New York.



FOR PLENTY OF COLOR use plenty of towels . . . and right out where people can admire them! Use an inexpensive wall-shelf with matched sets (bath towel, face towel, wash cloth, bath mat) in solid blue . . . or contrasting colors such as peach or yellow.

 *Cannon Towels*

CANNON TOWELS CANNON SHEETS CANNON PURE SILK HOSIERY



NEWS! CANNON HOSIERY . . . PURE SILK . . . FULL-FASHIONED . . . SHEER AND LOVELY . . . BETTER MADE TO CUT DOWN "MYSTERY RUNS." BUY CANNON HOSIERY IN THE HANDY PACK AT YOUR FAVORITE STORE.

PAINT NOW-and SAVE

9 out of 10 homes need the protection of paint. Call a reliable Painting Contractor today and let him show you how economical it is to paint your home now—on a convenient Time-payment plan.

REAL PAINTERS AGREE
It's Best for Every Paint Job because...



REAL painters say: "Don't spoil the job with Turpentine substitutes. Pure Gum Spirits of Turpentine is just as important for a first class paint job as high quality pigment and oil. It penetrates the surface, carries the pigment into the pores, forming millions of little fingers which *anchor the paint*. For a first class, long-lasting paint job always use Pure Gum Spirits of Turpentine."



Look for this Seal of Approval on canned Gum Turpentine

DISTRIBUTORS: Order from your present source or write for full information about canned Gum Turpentine bearing the AT-FA Seal of Approval. Nationally advertised. Easier and more profitable to handle.

Use it for:

- Thinning paints, varnishes, enamels.
- Cleaning paint brushes.
- Cleaning woodwork, floors and furniture.
- Cleaning and polishing bathtubs and other porcelain fixtures.
- Cleaning windows.
- Cleaning silver and metals.
- As a household antiseptic for cuts and bruises.
- Bugs, roaches, bad odors, etc., will not stay in a home where Gum Spirits of Turpentine is freely used. Made from the living tree it has a wholesome pine odor. Buy a can today at your nearest paint, hardware or lumber supply dealer. It is the Universal Household Product.



"It penetrates the Surface and Anchors the Paint"

THE LIFE BLOOD OF PAINT

Pure Gum Spirits of Turpentine represents only about 1% to 2% of the total cost of any paint job. Yet it is the time-tested *vital* ingredient in good paint. Unlike substitutes, Pure Gum Spirits of Turpentine leaves a film, *which on drying furnishes oxygen to the oil*, resulting in a harder finish and longer lasting paint job. Gum Turpentine combines perfectly with pigment and oil, makes the paint easier to apply, produces an even finish with great adhesion. Leaves no "soft" spots to blister, crawl or flake off. Gum Turpentine is the very life blood of paint. It is recommended by leading Architects, Paint Manufacturers and reliable Painting Contractors. Specify Gum Turpentine in the contract for painting your home. Use it for odd paint jobs around the house. Sold and recommended by all good Paint, Hardware and Lumber Supply Dealers. Write today for booklet "1501 Master Painters tell you How to Get the Best Paint Job."

AMERICAN TURPENTINE FARMERS ASSOCIATION COOPERATIVE
General Offices, Valdosta, Georgia

Specify it **FOR EVERY PAINT JOB**



Schedule regular meal times while in camp and you won't be washing dishes by candlelight. An expert shows how to pack a horse for the trail. In this case it is a ranger in Yosemite Park

There are 2 ways of Camping!

HELEN BELL GRADY

WHEN I read "Listen, the Wind," I understood just exactly how the Lindberghs felt when they checked and re-checked their list of equipment for their trans-Atlantic flight. To forget one item as small as a fish hook for deep-sea fishing might have proved disastrous in case of a forced landing.

It's pretty much the same in getting ready for a pack trip in the High Sierra Nevada Mountains in California. When you are a hundred miles from a bathroom, and the grocery store is not just around the corner, you do have to be prepared, and your supplies must be complete. Another tip to take from the Lindberghs is to be sure that you will need everything you take. On any sort of expedition, whether it is your life or only your comfort that hangs in the balance, the next worst thing to forgetting an essential is to clutter your pack unnecessarily with non-essential items.

There are two ways of camping—the easy and the hard. We do it the easy way. Therefore we believe in an efficient, comfortable camp. You can do it the hard way—sleep on the ground, eat beans, and fish for two weeks. But not for us, thank you! We may be sissies, but we are happy and comfortable. We have grand food, we camp alone, and we like it. It is our contention that too many people do it the hard way and upon finding it so difficult give camping a black name.

This leads us to suggest the making of a master list. The first thing then is to start compiling what we call the *bodega*—the term a Filipino house boy gave to our inventory and supplies. After many trips to the hinterland we have whittled our *bodega* down to a pretty fine point. Appended is that part of it dealing with the commissary—the most important part. However, in presenting this example for the inspection of others, we do so with somewhat the same diffidence as shown in a bond circular with its apologetic hedge clause—while the information is not guaranteed to suit the likes of everyone, it is taken from sources we know darn well to be reliable.

The *bodega* looks like an overstuffed notebook, but it is indeed more than that. It is the distillate of five summers in camp—catalogued according to apples, aspirin, axe, down through bathing suits, beds, blankets, books, etc., and continuing to much-needed zipper bags.

The good *bodega* gets in its best work, not in camp, but during the off-season when the stores are having their sales, both in foodstuffs and camping equipment. Camping equipment and supplies should be purchased in the winter, and your canned goods and other non-perishables whenever bargains are offered.

Working this way from a master list, we not only assemble our supplies at minimum cost, make sure we have everything we need and avoid the last-minute rush, but we also are provided with philosophic problems on which to ruminate during the long winter. And that's not such a dead loss either on some bleak February morn when the family wash regards me defiantly.

We started our *bodega* three years ago and we make additions to or subtractions from it directly following our vacation in the mountains. We work on the list as soon as possible upon arriving home, for if we don't, we find that we put it off until time to get ready the next year. By then we've forgotten half of what we intended to do with it. If you are a camper at heart, as we are, you will find that the making of the list for the first time is grand fun.

I know the *bodega* practically by heart now. Right after the first of the year, I start to buy supplies and store them away in a large packing box which I move into the garage. Later, additional apple boxes are brought in, for these are the ones we use for our pack. I start saving flour sacks and sugar sacks early, too. These, with glass jars of varied sizes, are just the thing for food storage in camp. I put aside a shelf in my linen closet for camping equipment. Here I store sheets, pillow slips, rags, tea towels, bath towels and face cloths. From my regular supply, I take things that have seen their best days but are good enough for the mountains. Clothes, too, can be saved. Blouses, sweaters, play suits, and sun hats that aren't good enough for town always end up here. I put my husband's old jeans, socks, and shirts aside, and when we are ready to go we just clean off the shelf.

After each box is packed, we weigh it and mark the number of pounds on the side. It saves the packer no end of grief when he is trying to balance his loads.

Our bedding goes into a tight roll with a canvas cover and our clothes, hats, boots, and comfortable oxfords to wear around camp in a dunnage bag. We get our fresh fruit, vegetables, and bread at the last possible minute and pack them in large cantaloupe crates with open sides to let in the air. No matter what type of transportation you are to encounter on your trip—by horse,

canoe, or by foot—you will find that convenient bundles will be a help all along the line.

Br-r-r-r! It's the alarm ringing at three-thirty in the morning. We stumble around getting dressed and having a hasty breakfast so that we can be in the car and on our way by four. After twelve hours of traveling by car and pack train, we finally arrive in the late afternoon at the little lake on the top of the world that is to be our home for two weeks. The packer dumps our load in the middle of the little flat space that is to be our camp, and as he rides off, he calls back, "See you in two weeks."

We are simply dead tired, too tired to talk, in fact, and we go about our chores half-heartedly. We know that all we need is a good night's sleep in that high, clear mountain air to make us feel like a million.

WE SLEEP like logs that night and are all set for the breakfast we have been waiting all year to enjoy. Then comes the fun of fixing up the camp. We are such firm believers in efficiency around camp, that we start in right after breakfast to get things in shape. We begin with the kitchen. Everything is made as convenient as possible here, for if you have to struggle getting meals, it's no fun. Our wooden boxes, which held our supplies, now become cupboards as they are tacked on the trees. Our folding camp table becomes the kitchen work table, our bridge table with its bright colored oilcloth cover serves as a dining table, and our gasoline stove is placed on a shelf built with boards from the boxes. It is right next to the work table and is just the right height for cooking. Nails go into the trees to hold our pots and pans. Our garbage pit is dug at a spot convenient to the kitchen so that the empty cans can be tossed in without expending any effort. For our clothes closet, we use a long board filled with nails, driven in at regular intervals, which we tack up between two trees.

We find that it is more efficient to have two fires rather than one for cooking. We use not only the gasoline stove but also an open fire which we build in a little rock fireplace. On the open fire we heat our buckets of dish water. It serves as an auxiliary stove in the morning when the two-burner camp stove is being used for pancakes. I make cakes on one burner and keep them hot in a warming oven of my own invention which I place on the other burner. My husband makes the coffee and fries bacon to a turn over the open fire. In this way everything for breakfast is done at once.

An iceless icebox, we feel, is as

"Just for the rich..." women once thought wistfully

BUT NOW BUDGETERS, TOO, CAN AFFORD PERCALE SHEETS!

WEAALTHY HOMES have *always* had the luxury of smooth percale sheets. Sheets as caressing to the skin as silk. Sheets incomparably crisp and fresh-looking on the bed...delightfully light and soft to touch.

Naturally, the rest of us women looked longingly at this luxury and thought, "Oh, if only I were rich—!"

Well, the lovely thing is that now you don't have to be rich to enjoy percale sheets. Cannon is actually turning out percale sheets that you can buy for *only a few pennies more than heavy-duty muslin!*



Far from "fragile!" Are you wondering if these lighter-weight sheets will wear? You bet they will! Woven with 25% more threads to the square inch than even the best-grade muslin, they have the strength to stand *years* of the hardest kind of everyday family wear!



No "size" mistakes possible. As your lovely Cannon Percale Sheets lie folded in your linen closet, you can tell at a glance the exact size of each sheet... by the convenient size label sewed into each hem.

NEWS! Cannon Hosiery! Pure silk, full-fashioned, sheer, better made to cut down "mystery runs." Ask about Cannon Hosiery at your favorite store.

Cannon also produces a muslin sheet that is just as outstanding in quality and value, and temptingly low-priced!

**This price may vary slightly due to different shipping costs and seasonal fluctuations of market prices.*



Here's real value! Let your finger and thumb tell you how gorgeously smooth these Cannon Percale Sheets are. Yet—imagine!—they're only \$1.49 in most stores...immaculate, packaged, ready for use. (Also available at slightly higher prices in six clear soft colors: peach, azure, maize, pink, jade, dusty rose. Pillow-cases to match.)



Lighter, by $\frac{1}{2}$ pound per sheet... than heavy-duty muslin. Imagine how this lightness cuts the drudgery of washing them! And if you send your sheets "out" at pound rates, Cannon Percals can pay for themselves in lessened laundry bills long before they even *begin* to wear out! They save about \$3.25 in laundry costs per year per bed.

CANNON MILLS, INC., NEW YORK, N. Y.

GUARANTEED BY GOOD HOUSEKEEPING MAGAZINE AS ADVERTISED THEREIN



THE AMERICAN HOME, AUGUST, 1939



When Children are Quarrelsome ...COCOMALT may help!

Is too much of your time spent as a peacemaker? Do your children quarrel a lot? If so, the reason may be... that they are worn out, need to have their energy restored.

Here's why. The normal child consumes natural energy in play, and this must be restored in the form of food energy. So... give them COCOMALT!

The Protective Food Drink

COCOMALT is an energizing food drink that contains elements necessary to the average child's well-being. Supplementing the diet with delicious COCOMALT...at meals and "between times"...means that the child will get a supply of these food essentials.

Get COCOMALT today! Sold by grocery, drug stores everywhere. Serve it to the whole family. You'll love its delicious chocolate-malt flavor! And it's high in energy, low in fat.

A PROTECTIVE FOOD DRINK

COCOMALT supplies energy. It's a protective food drink. It supplies essentials that may be lacking in the daily diet, including calcium, phosphorus, Vitamin D and iron. 3 glasses a day take care of the average person's minimum requirements of all these.

DRINK IT HOT OR COLD!

Energy by the glassful

* The measurements of energy used in this advertisement have been estimated by applying the energy value of Cocomalt to the energy expenditures of various occupations as covered in "The Foundations of Nutrition" by Dr. Mary Swartz Rose, authoritative textbook in this field.

Mothers!



Every glass of COCOMALT
with milk gives the average
child 1 to 2 hours of
ENERGY* for play—
depending on age.



much a necessity in camp as a refrigerator at home. Ours is made of rocks. To make one, dig a hole in a shady place and line it with rocks, leaving some of them sticking up around the edge. Put your perishable food inside this container and stretch a tea towel across it. Use rocks to hold down the corners. Above it suspend a large tin can (ours holds about two gallons) in which small holes have been punched in the bottom. Fill the can with water so that it will drip on the cloth, much in the same principle as the dessert cooler. In this way fresh fruit and vegetables will keep for days.

For use in the refrigerator, I always bring a supply of zipper-topped oilskin bags into which go any fruits or vegetables that might be attacked by black ants. I use a large flour sack to hold the cantaloupes which have been bought in varying stages of ripeness, as have all our fruits and vegetables, so that the supply stretches over a longer period. Lettuce keeps perfectly in the oilskin bags and stays fresh longest if the outer leaves are not removed. As my supply of these bags is limited, I have to resort to flour sacks or sugar sacks that have been moistened with water for some of my supplies. Root vegetables, such as carrots, beets, and turnips are good old stand-bys. They will keep fresh until time to go home if planted separately in a shady place.

Mealtimes have to be planned in camp, or we find ourselves finishing the dinner dishes by candlelight. Breakfast is at eight o'clock and we are through the dishwashing and straightening up by nine-thirty. For lunch, which is as near noon as possible, we always take a picnic with us to one of our favorite swimming places as food seems to taste better away from camp. Picnic baskets, prepared right after breakfast, are filled with sandwiches, which are kept fresh in a wrapping of oiled paper, fruit, cookies, and candy. Sometimes we take along dried fruit and nuts, and then again it may be crackers, sardines, and cheese. Dinner which is a hot meal is served at five-thirty so that things can be cleared away before dark. We have both fires going as we do at breakfast. On my two-burner stove, I can cook a vegetable and a hot dish of the casserole type, which I adapt to top-of-the-stove cookery. We have a salad of fruit or vegetables, a hot vegetable, an entree, bread, dessert, and a hot beverage. We are usually through with our chores by 6:30 o'clock and that gives us time for a hike or a row on the lake to watch the sunset before dark.

In going to the mountains we seek comfort and relaxation from a very strenuous life in town, and

we don't want to be hurried at any point along the way. That is the reason the more-or-less fixed schedule of meals has worked out so well, for it gives us more time to relax.

Ours is the ideal camping program—we do what we please when we please, and if one of us wants to engage in a project in which the other isn't interested, that's all right, too. The project is announced, you participate or you don't.

"But, don't you get lonesome?" we are so often asked. "No, of course not," is our reply, "we're much too busy." We are busy doing the things we most enjoy amid a setting so beautiful that it fairly takes your breath away. We swim often, and after each swim there is time for a long sun bath on the hot rocks—a tonic that no doctor's prescription can match. Then there is always time for a hike, if you feel like it, and if you don't you can go on reading your mystery thriller.

IT ALL sounds perfect, and it is for us, but unless you are sure you are going to like packing in to some remote camping place, you had better not try it. Either you like to camp, or you don't. There is no half way about it. If you mind dirt, an occasional bug or ant in your food, soot in your coffee, cooking and cleaning under difficulties, and being alone for two weeks, then camping by pack train is not for you. Try working into it by gradual stages. Camp first at a site in a national forest where you can drive in your car, where there are other campers, and where there is a store. If you enjoy it, then try a spot a bit more remote where you can drive your car and where there are no other people but yourselves. If you still enjoy it, then, I say, by all means plan to pack in the next summer.

We find that there is nothing like it. To be alone on the shores of some high Sierra mountain lake, with an expanse of scenery about you that is awe inspiring and changes in color and feeling every hour of the day is just what we crave. To be away from the ringing of telephones, the responsibilities of home and office, the noise of street cars and automobiles, of city streets—oh, it is heaven on earth to us. To awaken in the morning to a full day of doing what we please when we feel like it is the real antidote for that tired feeling which most of us experience on entirely too many days of the year. The whole set-up of life in the mountains is conducive to relaxation. We go back to town so rested physically, so refreshed in our mental outlook, so enthusiastic that we feel it will be easy to take on the world for another year.



Old-Fashioned Masterpieces in SOUP

Heinz Home-style Soups Are Culinary Triumphs of Master Cooks



EVERY one of Heinz Home-style Soups is a masterpiece—prepared by chefs to whom soup-making is truly an art. With infinite patience and care they have followed prize, old-fashioned recipes to bring you soups with such tantalizing fragrance, such full-bodied richness that you'll say they're just like mother used to make! Heinz Cream of Tomato, for instance, is a luscious blend of specially grown

Heinz tomatoes, cream so thick a spoon stands up in it, and exquisitely aromatic spices—cooked in small batches so that all the tempting old-fashioned flavor is brewed in. Why not try Heinz Cream of Tomato Soup soon? It's a nourishing, economical dish that youngsters and oldsters alike really go for. And you'll agree it's the finest, most satisfying cream of tomato soup you ever tasted!

HEINZ Cream of Tomato SOUP



GUESTS AT YOUR TABLE FOR 70 YEARS

Copyright, 1989 H. J. Heinz Co.



• Picture a bowlful of thick, hearty beef stock simply chock-full of plump peas, golden carrots, luscious green beans, all the choicest vegetables you can imagine. That's Heinz Vegetable Soup! How about serving some for lunch? It's almost a meal in itself.



• Oodles of Heinz-made egg noodles, tender morsels of chicken and sunny-gold broth are blended together in old-fashioned Heinz Chicken Noodle Soup. From the first tempting whiff to the last savory spoonful, you'll pronounce it perfect.




• For special occasions, give your dinner a festive flair with that lavish lead-off soup—Heinz Cream of Mushroom. It's made of satin-white mushrooms sizzled in sweet butter and drenched with heavy cream. And it's all ready to heat, eat and cheer for!



• Come and see the gigantic Heinz Dome with its vast display walls and sampling booths at the New York World's Fair! You are also invited to visit the Heinz exhibit when you're in San Francisco for the Golden Gate International Exposition. Here Heinz has assembled an interesting and informative group of period kitchens.

CRISP to the last spoonful!



Delicious . . . totally different! They stay crunchy in milk or cream.

● Here's a cereal that can put an edge on the laziest breakfast appetite. Youngsters, grown-ups and in-betweens are all applauding Kellogg's Rice Krispies!

It's because of the rich, persuasive flavor that is packed into every golden-brown atom of them. It's because of the way Rice Krispies can ride a sea of milk or cream . . . and still stay crunchy-crisp to the last spoonful.

Different? Yes, Rice Krispies are *really* different. Mouth-watering . . . tempting. For they're made in an entirely different way. *Not* flaked . . . *not* shredded. They're created by "oven-popping" (a Kellogg patented process!) and then toasting premium quality,

American-grown "Blue Rose" rice.

The lasting crispness of this famous cereal is protected by Kellogg's new KEL-LINER Inner-Wrap, the only cereal carton completely "Waxtite" heat-sealed at both top and bottom. For a breakfast that "rings the bell" with all the family, order delicious Kellogg's Rice Krispies from your grocer today!

NOT FLAKED! NOT SHREDDED!

They're "oven-popped" by Kellogg's Patented Process.

Rice Krispies are absolutely unique in form . . . utterly distinct from every other breakfast cereal. Product and process are protected by United States Letters PATENT NOS. 1,925,267; 1,832,813.



Copr. 1939 by Kellogg Company

ALL SCHEDULES



TO THE WINDS



—or a life of complete relaxation
and beauty, which to us is luxury

JEAN NEWTON

THERE is no denying that vacations for the family of moderate means are a problem. Most families with two or three young children go through several years of experimentation before they find the completely satisfactory vacation. We, also, have used this trial and error method. We have spent vacations at the seashore in a large hotel, visited relatives, stayed at home, and gone on picnics and excursions. Nothing, however, has given us such returns in health and happiness as the past two years in a little rented log cabin with a clear, blue pond at the foot of the path, a farm near by, and a mountain to look at. In addition to the complete change of scene, it is the wholesome freedom of a summer in the country which acts as a tonic for most sturdy, active boys and girls from six to twelve years old. All schedules are thrown to the winds—no lessons, no practising, no choir rehearsals, no parties, no movies, no entertainments. There are no traffic hazards, no neighbors who object to noise, no lawns and gardens to be avoided. Consequently, there are very few occasions in the day when the words "hurry" or "hurry" interfere with the children's freedom of action. But just to go to "the country" is not enough. There are two extras which we have found indispensable to a perfect vacation in the country: first, a near-by farm whose owners are hospitable enough to allow children to watch and partake in some of the activities, and second, a lake or pond for frequent refreshing dips. [Please turn to page 58]

THE WORLD'S GREATEST ARTISTS ARE ON VICTOR RECORDS



In your own home . . . concerts
more brilliant than in the
world's most famous halls . . . on

Victor Records

SOON THE GREAT musical season will open . . . Brilliant concerts by artists, orchestras and opera companies will draw tremendous audiences. But none of these concerts can equal the brilliance of concerts you can hold any time in your home, on Victor Records. For you can choose from all the world's greatest artists, and hear them one after the other . . . Flagstad, Toscanini, Richard Crooks, Heifetz, and Rachmaninoff, for instance, *all on one program!* An RCA Victrola provides the most superb reproduction of Victor Record music. RCA Victrolas combining Victor Record and radio entertainment begin at \$19.95.*

Musical Masterpiece of the Month

"Peter and the Wolf," Orchestral Fairy Tale (Prokofiev) by the Boston Symphony Orchestra, Serge Koussevitzky, Conductor; Richard Hale, narrator. Album M-566 (AM-566 for automatic operation), 6 sides, with descriptive booklet, \$6.50.

Trademarks "Victrola," "RCA Victor" and "Victor" Reg. U. S. Pat. Off. by RCA Mfg. Co., Inc.



Automatic Record Changing RCA VICTROLA U-123

Price includes \$17.50 in Victor Records

Combines Victor Record and radio entertainment. Has Automatic Record Changer and Electric Tuning. Price includes \$17.50 in any Victor or Bluebird Records you choose, trial subscription to Victor Record Review—and Victor Record Society membership. . . . \$129.95*

You can buy RCA Victrolas on C.I.T. easy payment plan. Any radio instrument is better with an RCA Victor Master Antenna. *Prices f.o.b. Camden, N. J., subject to change without notice. For finer radio performance—RCA Victor Radio Tubes.

PLAY VICTOR RECORDS THROUGH YOUR RADIO



Model R-100


Get \$22.95 value, in Victor or Bluebird Records and RCA Victor Record Player, for \$14.95

Get \$14.95 (list price) RCA Victor Record Player . . . \$7.50 in any Victor or Bluebird Records . . . other Victor Record Society benefits . . . for \$14.95. RCA Victor Record Player can be connected to any modern AC radio at little or no expense, plays records with tone comparable to that of radio.



RCA Victrola

Combines Record and Radio Entertainment • A Service of Radio Corp. of America



LET WINTER COME!
*...We've got a Complete
 Crane Heating System*

LET winter come—we'll have luxurious, even warmth all over the house. Mind you—ours is a Crane Complete System and that means dependable Crane-Quality in every single part of our whole heating system. We chose Crane oil heat because it's fully automatic—no more fire tending! And with the high efficiency of Crane Boilers and Burners, I know we'll get more than our money's worth in comfort.

A Crane Complete System can bring the benefits of automatic heating to your home. And whether you

wish to burn oil, coal or gas there is a Crane Boiler designed to suit your needs and your pocketbook. The Crane line of heating equipment includes oil burners and stokers for converting your present system into an automatic one. Your heating contractor can furnish you a Crane Heating System including radiators, convectors, controls, valves and fittings as well.

Check the coupon below and drop it in the mail today if you are interested in—a heating system that will give you greater comfort and assure you lower fuel bills.

**YOUR CRANE HEATING CONTRACTOR
 GIVES YOU THIS**

1. Make a thermal survey of your home.
2. Plan and install a system to suit your needs.
3. Guarantee the installation for your satisfaction.
4. Stand by to render you further service.




CRANE

CRANE CO., GENERAL OFFICES: 836 S. MICHIGAN AVENUE, CHICAGO
VALVES • FITTINGS • PIPE • PLUMBING • HEATING • PUMPS

CRANE CO., 836 S. Michigan Ave., Chicago, Illinois
 Gentlemen: Please send me full information on the heating equipment checked below:
 BOILERS: ☐ OIL ☐ OIL BURNERS ☐ STOKERS
☐ COAL ☐ CONTROLS FOR AUTOMATIC HEATING
☐ GAS

Name.....Address.....
 City.....State.....

AUTOMATIC HEATING SYSTEMS FOR EVERY FUEL



Pool and tea house of Mrs. Stanley M. Ross,
 Columbus, Ohio

Everett Wood

CONTENTS

AUGUST, 1939

VOL. XXII, No. 5

Cover: Painting by Herbert Gledhill

There Are 2 Ways of Camping!	Helen Bell Grady	4
All Schedules to the Winds	Jean Newton	9
Parrots, a photograph by Walter L. Greene		11
Your Pet Ideas		11
These Houses Go to the Dogs, designs by James F. Schindler		16
Flowers in the Snow	Jean Hersey	17
Cape Cod with Wings		18
When Flowers Are Scarce, designs by Ellen Sheridan		21
Making Your Guest Feel at Home		21
Colonial in Seattle		22
We Don't Believe in Solitary Confinement!	Marguerite A. Barton	22
Candlesticks and Candlelight	Clarissa W. Collins	23
Housewife Strikes for Shorter Working Hours!	Barbara B. Paine	23
Let's Make It Rain!	Victor H. Ries	30
The Ignorers, the Comparers, and the Suggesters	Marion Buckelmueller	31
State Flower Prints: XXI. Oregon	Painted by Edith E. Johnston	31
XXII. Michigan and Arkansas	Painted by Herbert E. Marsden	31
Down in Maine		31
The Bride Comes Home		31
Do You Have a North Side Problem?	Pearl Spencer Arnold	31
Adobe and Mahogany on the Arizona Desert	Mrs. Wallace W. Clark	31
Why Always Copy an Old One?	Greata B. Noyes	31
Two Weeks for Mother—with Pay	Helen Bell Grady	31
Portable Window Gardens	Sophia Yarnall	31
Georgian Down South	Marion W. Flexner	31
Has Your Radio a Touch of Asthma?		41
They're Lovely—but They're Not Lilies	Mary R. Campbell	41
Shaded by New Hampshire Pines		41
Cozy Colonial in Alabama	Margaret V. Young	41
Picnics Children Can Handle	Evelyn Emig Mellon	41
Dear Bride	Virginia Kozlay	41
Cooking Hints		41
Everybody Bring One Dish!		41
—and We'll Have a Summer Barbecue!		41
"Let's Play Bridge in Here Tonight!"	Violet Allen	41
Sunday Onslaught	Esther Chapman Robb	41
Plantain-lilies for Lazy Gardeners	Charles H. Chesley	41

MRS. JEAN AUSTIN, Editor

E. L. D. SEYMOUR, Horticultural Editor
 JULIA BOURNE, Home Economist

CHARLOTTE E. CONWAY, Associate Editor
 W. M. MEHLHORN, Building Inquiries

MARY E. MONZE, Decorating Inquiries

Letters requesting information should be accompanied by a stamped, addressed envelope

Published monthly by The American Home Magazine Corporation. W. H. Eaton, President; Treasurer, Henry L. Jones, Vice-President, Jean Austin, Secretary. Executive, Editorial and Advertising headquarters, 444 Madison Avenue, New York. Subscription Department, 251 Four Avenue, N. Y. Branches for advertising only: 248 Boylston Street, Boston, Mass.; 360 North Michigan Avenue, Chicago, Ill.; A. D. McKinney, 915 Olive St., St. Louis, Mo.; W. F. Coleman, Henry Building, Seattle, Wash.; W. F. Coleman, 485 California Street, San Francisco, Calif.; W. F. Coleman, 530 West 6th Street, Los Angeles, Calif. Copyright, 1939, by The American Home Magazine Corporation. All rights reserved. Title registered in U. S. Patent Office.

THE AMERICAN HOME, AUGUST, 1939



WE WIN A BET FROM UNCLE BILL!


He won't believe that
our Servel freezes with
NO MOVING PARTS
so we put on a show for him



1 "I CAN'T HEAR A THING," SAYS HE when we tell him to listen to our Servel. "Is it *always* quiet like this?" "Always!" we assure him. "Well, I'll be doggoned," mutters Uncle Bill, "how can it work if there isn't any machinery?"



2 "SEE, UNCLE BILL, THIS TINY GAS FLAME does all the work," we explain. "There's nothing in the freezing system to cause noise; nothing moving around in there to wear, either. Heat from the tiny flame circulates the refrigerant that makes cold and ice—constantly."



3 "RUNS FOR JUST A FEW CENTS A DAY... year in and year out! Look at our gas bills! Only a refrigerator *without* moving, wearing parts could keep right on running for so little!" "You win," grins Uncle Bill. "Guess I'll know better than to bet *again* that all refrigerators are alike!"

4 THERE ARE LOTS OF PEOPLE LIKE UNCLE BILL! They won't believe there's any difference in refrigerators—until they meet Servel!

But Servel convinces them—as we believe it will also convince you. You'll find *this* modern refrigerator is *permanently* silent—and saves *more* for *more* years—because its freezing system hasn't a single moving part!

See the new models this week—at your gas company or neighborhood dealer's showrooms. Get *all* the facts. And remember, your own gas company offers prompt service facilities for every Servel Electrolux it installs.

For Suburban and Rural Homes, Models for
**BOTTLED GAS, TANK
GAS OR KEROSENE**

Write for details to Servel, Inc., Evansville, Ind.

MORE PEOPLE EVERY YEAR ARE REPLACING OTHER REFRIGERATORS

... with the refrigerator you hear about but never hear!



"No one could have sold us anything but a Servel this time! We had experience with another refrigerator so knew what it would mean to have one that never made noise!"

Mrs. Fred Mulvey, 6359—31st St., N.W., Washington, D. C.



"Before we bought our Servel, we had another type refrigerator. We're thankful for the silence and low cost of our gas refrigerator. We wouldn't have any other now."

Mrs. C. R. Kellam, 3711—42nd Ave., S. W., Seattle, Wash.



SEE SERVEL'S "MAGIC CAVES OF ICE" AT NEW YORK WORLD'S FAIR—SEE SERVEL AT THE GAS INDUSTRY AT THE GOLDEN GATE INTERNATIONAL EXPOSITION

THE AMERICAN HOME, AUGUST, 1939

INDEX TO NATIONAL ADVERTISERS

August, 1939

It is the definite policy of THE AMERICAN HOME
to make its advertising pages trustworthy and reliable.

AUTOMOTIVE

Ford Motor Company.....	63
Goodyear All-Weather Tires.....	62

BUILDING

American Turpentine Farmers Association..	3
Crane Company.....	10
Curtis Silentite Insulated Windows.....	58
Eagle-Picher Lead Co. (White Lead).....	67
Elgin Stove and Oven Company.....	77
Fir-Tex Insulation Board.....	74
Holland Furnace Company.....	80
Insulite Company (Walls).....	73
Iron Fireman Automatic Stoker.....	72
Kimsul Insulation (Kimberly-Clark Corporation).....	77
Lead Industries Association (White Lead)...	68
Lewis Manufacturing Company.....	75
Minneapolis-Honeywell Regulator Company...	76
Monarch Metal Weatherstrip Corp.....	56
Mural-tone Wall Paint.....	77
Pittsburgh Plate Glass Co. (Carrara, Glass Block).....	54
Red Cedar Shingle Bureau.....	59
Rutland Fire Clay Company.....	69
Webster Electric Company (Oil Burner).....	79
Wood Conversion Company.....	66

ELECTRICAL EQUIPMENT

Webster Electric Company.....	79
-------------------------------	----

FOODS

Best Foods Mayonnaise.....3rd Cover	
Campbell's Soup.....	53
Canned Salmon Industry.....	64
Church & Dwight Company (Arm & Hammer and Cow Brand Baking Soda).....	76

Davis Company, R. B. (Cocomalt).....	6
Dole Pineapple Juice.....	73
Franco-American Spaghetti.....	58
Heinz Tomato Soup, etc.....	7
Hellmann's Mayonnaise.....3rd Cover	
Kellogg's Rice Krispies.....	8
Kraft Miracle Whip & Malted Milk.....	13
Libby, McNeill & Libby.....	69
Ralston Purina Company.....	67
Standard Brands, Inc. (Royal Baking Powder).....	65
Wesson Oil.....	71

HORTICULTURE

Burpee Company, W. Atlee.....78,	79
Dreer, Henry A.....	79
McCormick Sales Company.....	79
National Mower Company.....	79
Stassen Floral Gardens.....	79
Scott & Sons Company, O. M.....	79
Universal Lawn Tool Company (Sod Spiker).....	78
Wayside Gardens.....	79
Witteck Sprinklers.....	78

HOUSE EQUIPMENT

American Chain & Cable Company.....	60
Bissell Carpet Sweeper Company.....	78
Club Aluminum Cleaner.....	71
Hubinger Company (Elastic Starch).....	76
Kerr Glass Mfg. Corporation.....	73
Owen Silent Spring Company, Inc.....	60
Scott Paper Company (Tissue).....	57
Servel, Incorporated (Electrolux).....	11
3-in-1 Oil.....	78
Zim Jar Opener.....	78

HOUSE FURNISHINGS

Cannon Percale Sheets.....	5
----------------------------	---

Cannon Towels.....2nd Cover	
Cash, Incorporated, J. & J. (Woven Names).....	75
Goodman & Son, Julius (Silverware).....	71
Olson Rugs (Rug Makers).....	65
Pequot Sheets & Pillow Cases.....	75
Whitney Company, Inc., W. F.....	61

INSURANCE

Employers' Group.....	59
-----------------------	----

MISCELLANEOUS

Glover Company, Inc., H. Clay (Flea Powder).....	78
One-Spot Company (Flea Killer).....	56
Pulvex.....	77
Sergeant's Dog Medicines.....	75
Swift & Company (Pard Dog Food).....	12
Wetmore & Sugden, Incorporated.....	56

MUSICAL

R. C. A. Radio Victrola.....	9
------------------------------	---

SCHOOLS

New York School of Interior Decoration....	56
--	----

SERVICES

American Telephone & Telegraph Company	61
--	----

SMOKING MATERIALS

Camel Cigarettes.....4th Cover	
--------------------------------	--

SOAPS & CLEANSERS

Bon Ami Cake.....	69
Clorox Chemical Company.....	71
Drano (Drackett Products Company).....	56
Sani-Flush (Hygienic Products Company)....	77
Windex (Drackett Products Company).....	55

TOILET GOODS & DRUGS

Lysol.....	60
Nonspi.....	70
Tampax, Incorporated.....	70

While every precaution is taken to insure accuracy, we cannot guarantee against the possibility of an occasional change or omission in the preparation of this index.

Is your dog PEPPY...FUN-LOVING?

Listlessness and other common ailments unknown among 250 thoroughbreds fed Pard exclusively at Swift's Research Kennels

● Often dogs grow dull-eyed—lose interest in their food. This listless condition is a frequent occurrence in the dog world. And like many common dog ailments, listlessness may be the first symptom of more serious disorders. In the opinion of leading veterinarians, these common ailments are in many cases due to hit-or-miss feeding.

Now, from a 5-year feeding study conducted by Swift scientists comes a key to the prevention of these common ailments! 250 dogs, representing four consecutive generations, have participated in this study... were fed nothing but Pard. None of these dogs



has ever suffered from such common ailments as listlessness, excessive shedding, nervousness, or dietary skin irritation! Their weight and growth have been above standard for their breeds.

For your dog's good health and growth, take advantage of these scientific findings. Put him on Pard now!

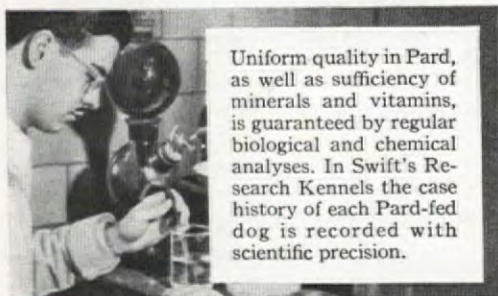
A SWIFT & COMPANY PRODUCT

PARD



...SWIFT'S NUTRITIONALLY
BALANCED DOG FOOD

Dr. D. R. H..... of Illinois, says: "The right food regularly is the most important health protection you can give a dog." Dr. H..... recommends Pard to his clientele as an exclusive canine diet.



Uniform quality in Pard, as well as sufficiency of minerals and vitamins, is guaranteed by regular biological and chemical analyses. In Swift's Research Kennels the case history of each Pard-fed dog is recorded with scientific precision.



What a *difference*
it makes
in my salads!




I **HAVEN'T BEEN MARRIED** so very long, and I'm not a *very* good cook. But thank goodness, Bill is not a very fussy eater, and most of the things I make seem to suit him pretty well. The one thing I couldn't seem to please him with was salads.



ONE DAY I WAS TELLING Connie Blake about it and saying what a nuisance it was. Because the way *I* was brought up, salad seems like something that *belongs* in every good dinner. And it was no fun bothering to make it just for myself.



"**I'LL BET YOU A LUNCH** at the Blue Parrot and a movie that Bill will *go* for your salads if you just serve them with Miracle Whip," Connie said. "There's something about that flavor that men are crazy about. It's lively and exciting and not too oily. They love it."



THE BET WAS ON. And sure enough, Bill fairly gobbles his salads now that I've found Miracle Whip. So I owe Connie a party and it's going to be a good one. I certainly feel like celebrating—now that I've discovered a salad dressing that makes such a hit with my husband!

A flavor all
its own that
MILLIONS PREFER!



AFTER ALL'S said and done, it's the *flavor of your dressing* that means success or failure in your salads. And in Miracle Whip you get a marvelous flavor which *millions* prefer to any other salad dressing they have ever tasted.

A cross between true mayonnaise and boiled dressing, Miracle Whip has a different flavor all its own. A flavor men are crazy about! A flavor so lively that children go for it! A flavor that tells you *instantly* that it is made with more of the *costly ingredients* that make the difference between fine and ordinary salad dressings.

Your food store gets fresh supplies of fast-selling Miracle Whip every few days. Order a jar tomorrow. And remember: you *save* when you buy the *quart size*.



TUNE IN the Kraft Music Hall, Thursday nights, N. B. C.

ANOTHER FINE PRODUCT FROM KRAFT: MALTED MILK FOR DELICIOUS DRINKS AT HOME



Your Pet Ideas



Keep your pets happy, and your guests too, by giving the puppy and the kitten a special nook or corner to themselves



Drawings by HARRIE WOOD

So you are kind to all dumb animals, and you just give Rover the run of the house, and dear Silver Queen's long white hairs are a nuisance on the sofa but "She looks so beautiful against the green—"

Well, we don't happen to think that the run of the house is good enough for Rover, or that the becoming green of the sofa is all that Queenie needs to make her purr. We think that all pets ought to have, deserve, and certainly enjoy a place all their own. No makeshift, not just some old thing from the corner grocery store, but, however simple, an attractive, easy to keep clean, proper place. The chances are ten to one that any pet, even a goldfish, is a usurping tyrant, and will take every smitch of room and license he can get away with; but he will be lots pleasanter about keeping out from under foot if he has some little spot as definitely his castle as an Englishman's home. It is a simple matter to train any intelligent pet to respect your rights in the menage, and you do, after all, have a few. They do say that an ocelot is very hard

Maple bird cage for a Colonial room. Wonderful Mexican globe for that handsome parakeet. Soft wool rug for a soft Cocker

A firm, finely woven Chinese basket, lovely little Mexican shawl for a really elegant cat




sticky things such as biscuit dough. Outside of these minor peculiarities of some of the more unusual kinds of pets, most creatures, given opportunity, will live in your house instead of your having to live in theirs.


It is all very well to beam at the mention of pets of any kind and claim that you treat them like members of the family, but most dogs and cats, even the violently independent breeds like the determined Scot and the regal and imperious Siamese, prefer a place and accessories that belong exclusively to them. Moreover,

it is not necessary any more to disrupt the living room simply because you have a tremendous liking for parakeets. Gone are the days when you just bought a bird cage, unadorned and inescapable; neither do you have to have an expensive and magnificent antique as the only alternative. Cages for all kinds of birds, those that flock like martins or insist on flying like finches, come in so many lovely shapes, sizes, and styles that they are assets to any room's decoration—like the maple one in our picture. And the same things are true of aquariums for fish, in any of their strange, lovely colors, or for the silly friendly turtles that children (and adults too) seem to enjoy so much.

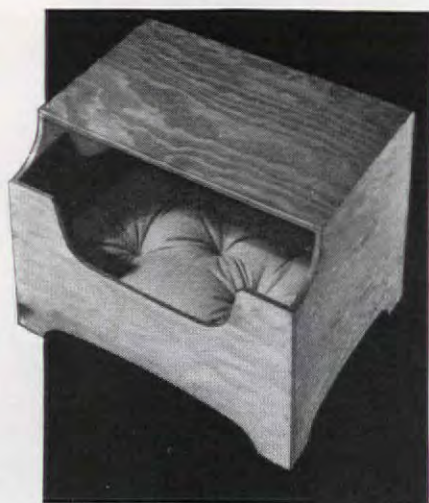
And when it comes to the more usual types of



Photograph of parrots on facing page by Walter L. Greene



A house for turtles with specially treated walls so they can't escape. Dog sofa with arms that snap up and down for cleaning



F. M. Demarest

Even a stately Persian could never feel a draft in this fine house. Dogs seem to like cedar mattresses and fleas do not. Slat and wicker baskets in puppy and dog sizes. Pet equipment from Hendryx, Leighton's, Gunn and Latchford, Lord and Taylor's, Macy's, Gould Novelty Co.



pets, like dogs and cats, canaries or squirrels, half the fun is watching them in their own places. The way a dog will stand and look over a new rug, arrange and rearrange it forty times until he finally gets it into a splendid wudge, and then let the weight of the world slip momentarily from his shoulders as he lies down, is perennial entertainment. Make even the slightest effort in his direction, like one of those soft little wool rugs, and his almost human vanity is one of the funniest things imaginable. And as for a cat with something that is his very own! He may walk by himself, but he certainly likes to lie

around where as many people as possible can see how extraordinarily handsome he is in his own basket. A Siamese will thank you for a little basket or shawl, and passionately love a water bowl from China with that Oriental aroma. He will lick the bowl all over, and nuzzle a basket, fairly chattering in the curious little mewling singsong that is so very characteristic of him when he is perfectly content.

We don't mean that you must of necessity confine yourself to the completely traditional pet equipment, though most of that has undergone a face-lifting that is a great improvement. But when you can

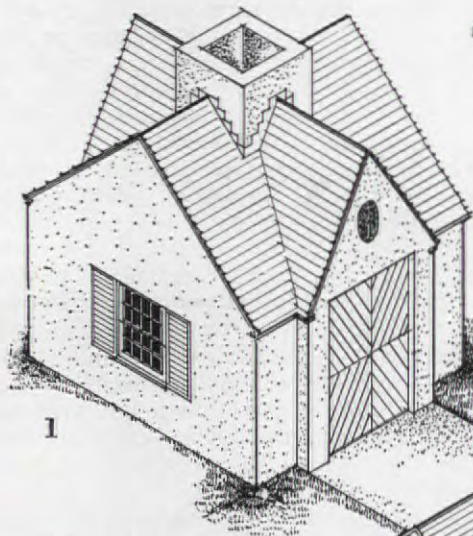
find charming things to make your pets feel at home, it is a shame not to use them. Mexican birdcages make parakeets awfully happy, and some of

the aquariums for both turtles and fish are so small and nicely made that they are highly decorative on a book-case shelf or small table.

Frequently something as simple as a chemistry jar makes the nicest "goldfish bowl." We have shown you some pictures of the rejuvenated cat and dog baskets, just a few of the many

that we like. The designers seem to have taken the problem of pets and their places and added a few thoughts on their comfort and done very neat practical things with the results. We have made some suggestions along the more unusual lines, hoping to give you stimulus to do a little exploring for yourselves. All pet accessories have benefited by some one's taking a little thought about the creatures, like the Spaniel bowls that keep long silky ears out of the wet, and brushes and combs with bristles and teeth that no snarl can resist. You will find that your pets are more fun and ever so much less trouble if they have their own things.

THESE HOUSES GO TO THE DOGS




1

DESIGNED for DOGS

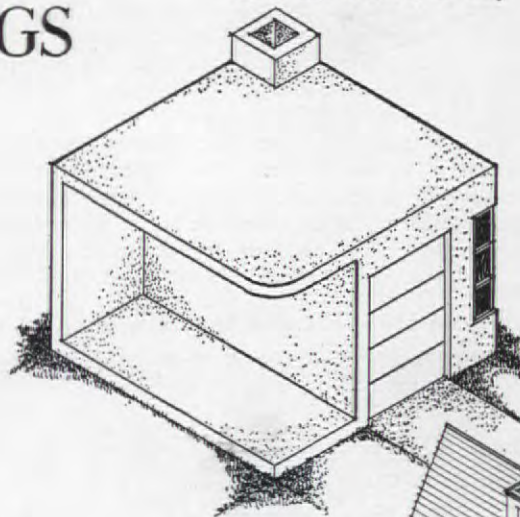
by

JAMES F. SCHINDLER


Architect



2




Your dog may have his preference in architectural style, too. Give him a choice of 1. a house of many gables, 2. one with good old barn lines, 3. Modern, or 4. English stucco and timber



4

EVEN Rover likes a home of his own. He may appear to be the only dog in the neighborhood with vagabond ideas, and he may have stayed away for three days on his last jaunt—but just give him a home to call his own and we wager he'll come trotting back every night without so much as a whistle from you. With this in mind we present these houses, designed to make a mongrel take on blue-ribbon atmosphere and satisfy the tastes of any prize winner. You will notice, too, that these houses are nicely de-

signed and will do a lot more for back yard beauty than just any old thing made out of an orange crate without regard for design. The kind of dog you have will determine to some extent the style and size you choose. Then, of course, consider your own house and landscaping, and select one that will show to advantage in its surroundings. It may be anything from American farmhouse to the newest Modern—just take your choice from the many offered. Rover will stay home nights and his house will be an extremely nice addition to your back yard.



FLOWERS IN THE SNOW

Photographs by
Walter Beebe Wilder

JEAN HERSEY

One of the winter-aconites
(*Eranthis tubergeni*)

I LOST my heart to a buttercup! A common buttercup? you ask, privately thinking me a little mad. No, a very uncommon buttercup—a buttercup nearly two inches across that bloomed in my New York garden just to the left of a large snowdrift in the middle of February! You would have succumbed, too, as you pulled your coat

closer about you, to see that small golden blossom unfolding despite chill and wind, and when the sun was merely an idea rather than warmth! If by some magic you had been able to resist that buttercup, its neighboring snowdrops, blooming by the dozens, would have been your complete undoing, I know. These, too, have an irresistible appeal.

My buttercup goes under the formal title of *Eranthis hyemalis* and the more popular name, winter-aconite, but it really is a member of the buttercup family. Perhaps you are now thinking, "Oh yes, winter-aconite. I planted some one fall and they never came up. And, snowdrops, ditto. Or maybe a couple of snowdrops did appear, but looking lonesome and pitiful in a large, cold world, so that you gave them up.


Are you wondering why it is hard to grow these two winter-blooming flowers, and why yours didn't do well? I will tell all! One plants most late winter- and spring-flowering bulbs in October or thereabouts. Aconite and snowdrops, being listed among those other bulbs, are frequently planted—but incorrectly—at that late date. Both behave badly if put under ground in the fall. They are eager to grow roots and get started on their careers, so impatience and then discouragement settles upon them if they are kept out of the ground in seed stores and bulb houses from early summer, when they are lifted, until autumn. They either don't bother to grow at all, or they put on a very poor performance when they finally bloom.

So as a little prelude to your fall activities, buy and plant winter-aconite (*Eranthis hyemalis*) and snowdrops (*Galanthus*) in August, as soon as you can get

[Please turn to page 78]

Winter-aconite (*Eranthis hyemalis*) and Snowdrops (*Galanthus nivalis*)





ROYAL BARRY WILLS
Architect

Photographs by F. M. Demarest



CAPE COD WITH WINGS

The home of Mr. and
Mrs. James A. Ward
in Egypt, Massachusetts



Built-in shelves and corner cupboards provide display space for the owner's collection of American china. The shapes, sizes, colors, and patterns of the pieces are important to the pleasing, homespun decorative scheme

Mr. and Mrs. James A. Ward insist that they are "humble people," and that they were content to build and furnish their house inexpensively. But that they spent largely of their taste, time in thoughtful planning, and artistic talent is obvious from a glance at their attractive home which is located in Egypt, Massachusetts.


Starting with a central portion, modeled after the familiar Cape

Cod house, their architect, Royal Barry Wills, added a garage wing on one end and a studio on the other. The latter is connected with the main house by means of a covered porch, but set off from it by a different exterior finish—random-width vertical siding which gives it the homey look of an attached farm building. The long, low lines and variety of roof slopes skilfully assembled produce a picturesque quality of undeniable

[Please turn to page 68]




Designs by ELLEN SHERIDAN



When Flowers are Scarce

... a few blooms can be effective against these ingenious backgrounds



THERE comes inevitably to every garden you know, though very few amateurs are willing to admit it, that awful blank space between the phlox and the zinnias, for instance. But there is no reason to sit down and mope because the garden doesn't look like Versailles. Necessity will never be a better stepmother to you than when it comes to the lean period of either your garden or your pocketbook.

You can spotlight just a few flowers and make them as important and exciting as a whole roomful of them would be, by the simple process



of skillful arrangement in a striking and unusual container. Give a very few, not in the least hard to find flowers, a dramatic background and they can be most effective. We show four very simple ones that have great charm and ingenuity. The first one is just an old-fashioned frame, with half a tin mold fastened securely to its backing, and a very small glass dish or even one of the little jelly molds inside to hold a few choice tiny flowers, (perhaps the first wild roses or the first black-eyed susans, of the season) together with one or two of the more ordinary grasses, such as the plantain used here.


And a shadow box made from four halves of bakers' round bread tins, in a scalloped frame, the kind of bread tins in which Boston brown bread comes. Clip them firmly together and put in each little niche one of the small scalloped vigil glasses, either white or the wonderful blue in which they come, to hold small bouquets of things like the fine white stars of gypsophila, and tight baby roses, forget-me-nots, lavender, candytuft, and bits of meadow grasses. Pansies and stock and the trimmings from yew, box, juniper and privet are lovely against the shiny tin of the bread molds.

A pair of coolie shoes, hanging from their original string against a rough wall look pretty handsome as well as comfortable with glass containers in which have been put a few heads of brilliant petunias and the seed pods of wild sweet peas. The flame and royal purple of petunias fit so beautifully with the straw shoes and the shapes are right too.

The long handle of an old tin dipper is somehow just right for the stiff and stately length of Queen Anne's lace, which seems fairly to be growing there; just yellow field mullen and a few ferns, and you could scarcely have a more charming flower arrangement.

It isn't always the rules on the subject that in the end make the most delightful or personal and effective bouquets. A little invention and ingenuity in selection and arrangement go such a long way toward making even the most common flowers just as effective as prize orchids.

Photographs by Robert Humphreys



Complete from dressing table to desk, this room has all the comforts of home

Making Your Guest Feel at Home

MUCH has been said about the unfortunate guests who shivered under one thin blanket and had to leave some of their clothes draped over a chair because there weren't enough hangers. We don't blame them if they didn't accept a second invitation! After all, being a good hostess means simply that you provide your guests with the comforts of their own homes, which isn't very hard to do. You don't leave them stranded with only one blanket, and you remember that even the most sensible guest is liable to forget toothpaste or hairpins. Most important of all, you have a completely equipped guest room. It may be the smallest room in the house, but as far as convenience goes, it's practically a one-room apartment. You know that, or should, because you spent a week end in it yourself, just to make absolutely sure.

The one on this page was designed with sympathetic thought for small home owners who consider a room devoted to the exclusive

pleasure of occasional guests a luxury. It is just as good a study or hobby room as it is guest room, and at that is only ten by twelve feet. There are no pink ruffles to make a male guest feel like a horse in a flower garden or to make the man of the house decide he'd rather have his study out in the garage. There are all the conveniences and pleasant "extras" any guest could ask for, and besides there is a whole closet where you can keep hobby paraphernalia during a guest's visit.

We took a plain little room and built in two closets, thus gaining architectural interest as well as storage space. The mirror and semi-circular dressing table attached to the inside of the guest closet door will solve almost any lady's beauty problems, especially if you remember to put facial tissues, hairpins, and other easily forgotten feminine necessities in one of the drawers. On the top shelf in the closet you can keep one or two really warm blankets. Assuming that the room does not

have a private bath, the other shelf might be reserved for soap, toothpaste, razor blades, and first-aid supplies. And by all means have a sewing kit, clothes brush, and cleaning fluid, all particularly important to the active summer guest. (Just think of the dozens of things you use every day and might forget to pack!) It's up to you to outfit the hobby closet for your own special needs; or, if you like, plan it for guest use and include such handy things as an ironing board.

In the top drawer of the desk put a note pad and pencil, stationery, pen, and ink. All of the drawers in the chest should be absolutely empty, providing plenty of space for your guests' gloves, shirts, purses, and clothes that may be folded without wrinkling. A radio, two chairs, and a studio couch complete the necessary furnishings. Important from a practical as well as decorative point of view is the book shelf, with light beneath, over one end of the studio couch. Our guests



an inexpensive chintz with a gray and white leaf design on a green background. It makes effective draperies and covers one chair. The studio couch cover and dressing table skirt are green cotton. We painted the studio couch recess white, and the other walls gray, with the door moldings accented in white. Add to this four flower prints on the wall above the couch and a few accessories and you have a guest room with all the comforts of home.

SUPPOSE, however, that your guest room is already furnished and decorated, and your problem is those "little things" which will make your guest comfortable and content while under your roof. Remember that your guest room is his entire home for the time being, and that all his personal activities will go on there.

Start with the beds. Are they as comfortable as you can provide? Good mattresses and springs will be appreciated as much as any single thing in that guest room! And two pillows to each bed is a good idea, in case reading in bed is a favorite diversion. We have already mentioned blankets, but we can't

be too emphatic about that. Of course there should be enough—and, equally important, of the right weight for the season.

Beside the bed be sure there is a night table with a good lamp on it. It is bad enough to fumble your way to your own bed at home after the lights are off, but in strange surroundings it is practically impossible without a casualty or two. It also makes comfortable reading in bed. Incidentally, if your guests are confirmed in this habit, a special reading lamp attached to the headboard will be very much appreciated. The night table, besides serving as a stand for the lamp, may well hold one or two books and even a small radio, if it has a shelf. We've heard of some people who would refuse invitations rather than risk missing their favorite programs, and a little radio in the guest room will do away with this excuse in a gracious and welcome fashion.

Of course you'll have a dresser or dressing table in the guest room. Select this with plenty of drawer space, for even if yours is only a week-end

won't be obliged to sit up in chairs just because they like to read themselves to sleep!

And what does all this cost? Not very much. The local carpenter, or perhaps your husband, can build in the closets. Only the simplest furniture is necessary, and may be of the variety that you wax or paint yourself, or may be bought complete in one of the new light finishes that are so charming. We took our cool, restful color scheme from

Demarest




A well-equipped desk (Charak) has a lamp (tole from Herman Kashins), a desk set, and stationery. That in the picture is one of Eaton's new and authentic Williamsburg colors, which happens to match the room perfectly



At left, an ideal guest room night stand holds a lamp, books, and a radio. Johnson-Handley-Johnson made this one. Below, Pullman's clever chest-bed makes a guest room out of any room in the house. Shown open (at left) closed. Very comfortable and, when closed, decorative



A hanging shelf is decorative and makes a good place for several books and perhaps a bouquet or two. Shelf shown is from Landstrom



A perfect light for reading in bed, attaches easily to the headboard. From Brown Electric Co.



guest, he or she will want to put clothing out of sight where it will stay fresh and unwrinkled. Take warning, though, and once you have provided the dresser, forget about it yourself! There is nothing more distracting to a guest than to find the drawers completely filled with sundry household possessions.

It is thoughtful, too, to provide some place for your guest to write with the necessary equipment. There are always notes a guest would like to get off his mind, shopping and appointment lists to be made, and a desk in the guest room with proper paraphernalia is a joy forever—and be sure there is a wastebasket near it.


We mentioned books a little while ago. It is always well to have a few novels or mystery stories for those in-between times when your guest is by himself in his own room. Another thing, always much appreciated, is a sewing kit with minimum essentials, in case that stitch in time has to be taken. Scissors, a thimble, darning egg, black, brown, and white thread, needles, and a few buttons can be lifesavers. Little extras we always appreciate are plenty of ash trays, and a clock that really tells the correct time. No excuse then for being late to either meals or parties.

Something of Victorian charm is given a bathroom by Kleinert's "Gay Nineties" ruffled shower and window curtains, a bath rug from Deltex, and Canby's pretty flowered towels with colored borders.


If your guest room has a bath of its own, make it as colorful and attractive as you possibly can, with a generous supply of all the different linen that could possibly be wanted. A new toothbrush in its original wrapper and a small tube of paste may save a situation. If your guest uses the family bathroom, make sure there is a place for his belongings and towels for his exclusive use, preferably on a separate towel bar.

If your guest room can take this test, and pass it, your guests will unanimously award you the degree of "P.H."—Perfect Hostess.

A Swedish glass bud vase from Venon and amusing musical ash trays from Italian Crafts add a nice decorative touch to a guest room



A tiered table with room for flowers, books, and sewing accessories, an ideal guest room table. Robert W. Irwin. Breakfasts look so tempting on a pastel tray, with gay linen to match the white china that looks like Chelsea. McCutcheon's linen. China from Plummer



Demarest



Sketches by Harrie Wood



In leather and mahogany, this Telechron electric clock will insure promptness on all occasions



Here is a simple but very useful natural straw scrap-basket. Put one beside both desk and dressing table. From Mitteldorfer Straus

Your guest does not actually do this, but many times she must be tempted to. These hostesses are choosing Spring Atr's two-section mattress

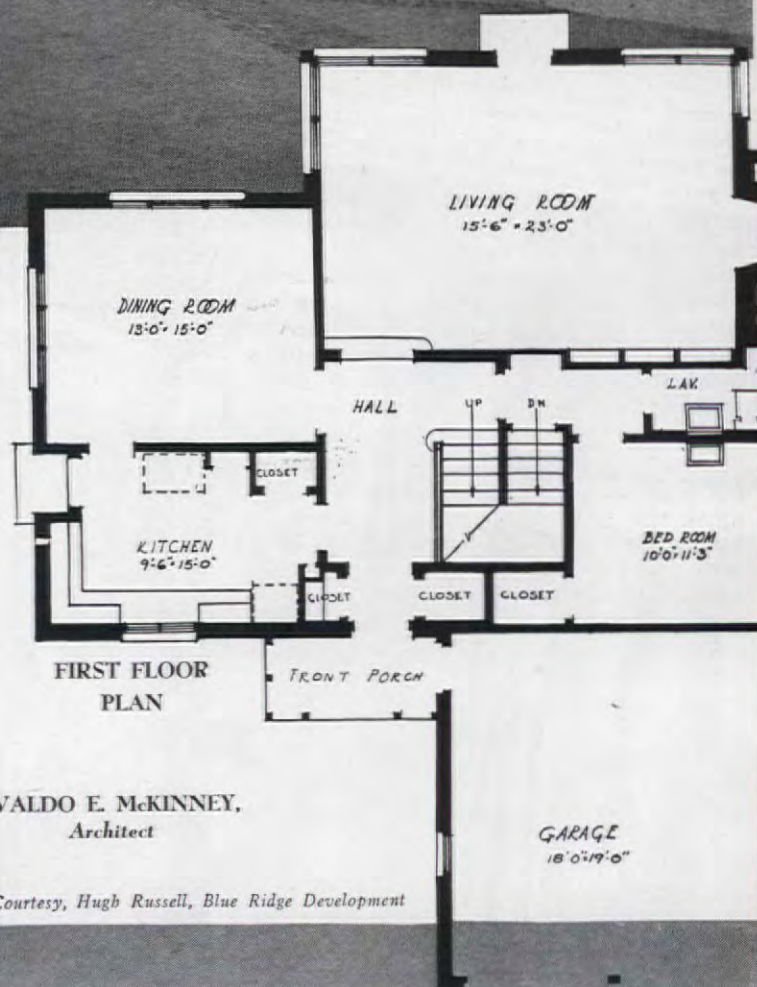
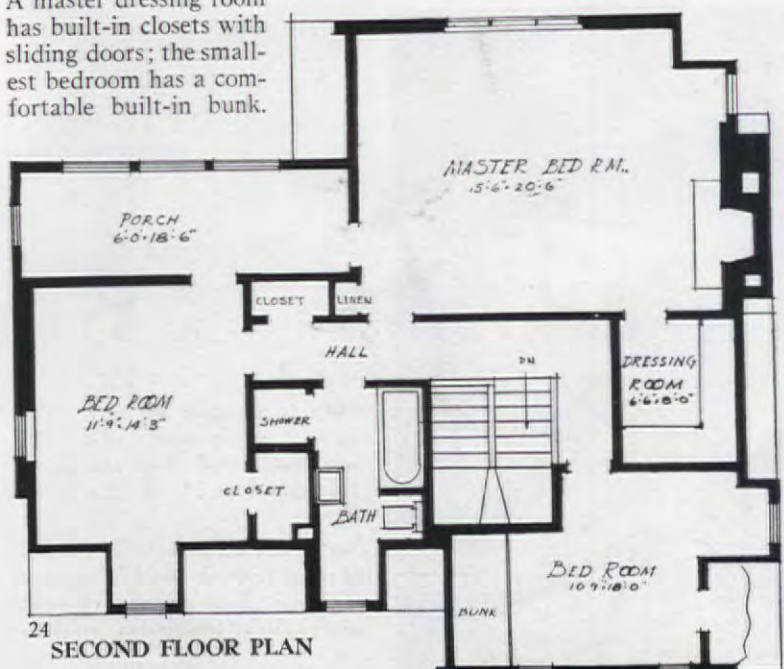


Frank Jacobs

COLONIAL in Seattle

The Washington Home of
Mr. and Mrs. Lowell P. Mickelwait

A FEW miles beyond the city limits, at Blue Ridge, Mr. and Mrs. Lowell P. Mickelwait have selected a modernized Colonial house in shingle and brick. Planned from the inside out, it is calculated to give the utmost in convenient, comfortable living. On the street or public side of the house are the garage and kitchen, thus leaving the garden view to be enjoyed from living and dining rooms. Back of the garage, provision has been made for a maid's room adjacent to a lavatory, available also to the rest of the household. On the second floor, a sleeping porch overlooking the garden opens into two bedrooms. A master dressing room has built-in closets with sliding doors; the smallest bedroom has a comfortable built-in bunk.




WALDO E. MCKINNEY,
Architect

Courtesy, Hugh Russell, Blue Ridge Development



We don't believe in Solitary Confinement!



MARGUERITE A. BARTON

Drawing by Eleanor Horst

IT is not so much what we eat and drink, as where we do it. A cup of milk and a banana take on a Lucullian air when served under an old apple tree. Our companion may be the bee on the blue morning-glory or the wren in her hanging jug, but with such cheer in the air the banana has no alternative but to do its daily calories.

For those of us who do not possess a cheery breakfast room or a supper table looking into the west, the tray with its colorful service has been our magic carpet and has swept us out into the warmth of the sunshine or the shade of the trees. Our summer dining room has no dimensions or conventions. We can be guided by our moods and the magic carpet does the rest. The informality of a tray pleases us and we no longer question the position of our elbows or the angle of our spine; we are merely thankful that they are untouched by arthritis. We may take our trays and follow the sun from the bench in the orchard, where the quail and the rabbits run through the high grass to a shaded spot in the evening where we watch its fading colors in the western sky.

A salad served on the stone terrace with the green wooded hill beyond is an invitation to dream of other green hills. A steep winding hill shaded with olive trees leading up to Taormina, or a warm sunny slope rising from a small lake in the Bavarian Alps. Such pictures aren't dreamed in a dining room; they come with the green of the outdoors and a piece of checked linen on a tray.

Another happy eating place is a cool stone porch. There the old rocker soothes the tired body with its restful motion, and a refreshing drink, served in front of a window filled with old blue glass, and the shade of a trumpet vine soon completes the cure. And as dusk settles down and the lights are lighted within, the blue glass reflects the light of thousands of small blue stars, and the old rocker with its tray of Chelsea china near by continues to lure the tired friend and neighbor.

When we feel the first nip in the early autumn air, the most delightful meal of the week can be the Sunday night supper, served on the kitchen table. The first yellow leaves and the sunset colors are reflected in the warmth of the old kitchen. The bowl of




Salad served on the stone terrace, green hills beyond. Little hot muffins and tall cool glasses are very inviting

The cool stone porch shaded by an old trumpet vine and Chelsea on the tray is a summer tea to remember well



Nice little breakfast tray, not too pinched and not too big, designed by C. P. Meier



Another of C. P. Meier's very gay decorated trays, American Art Works, Inc.





Charming cloth with a white border around a colored field by Fallani & Cohn. The huge candle is all the light you need in a garden, Ashford Fenton. The very simple china comes in lovely colors to match the cloth. Another flowered cloth, white on a delightful range of colors, by Marguerite Mergentime for Wright



Accessories. The big and little pineapple dishes are grand for buffet lunch. A lovely printed cloth of Crown Tested Rayon, washable, color fast, inexpensive as it is gay. Herrmann & Jacobs. The French breakfast set comes in wonderful colors and very unusually shaped dishes. All china from B. Altman & Co.



F. M. Demarest

crackers and milk and shaved cheese becomes a dish of distinction in that room, and one realizes that, with the exception of the tray and the yellow quimper pottery, the very same supper menu may have been served in that same room during the years when the house was young.


How often on cold rainy days the luncheon hour arrives just when the book has reached its most exciting pages and the living room fire throws out its most inviting warmth. However, since the living room was meant to live in and one must eat to live, why not eat in the living room.

From the mantel place the little three-cornered shelf belonging to a bride of years gone by will look down on the simple luncheon and add a sense of the peace and quiet of the old Danish village from whence it came.

No, a tray is no longer the badge of the invalid or the lady who breakfasts in bed. It has been adopted by all of us who wish to eat when hunger strikes us, without leaving our work or play. And just a little more ample than a tray, but equally portable, a stout-legged card table on the terrace makes a pretty nice place for a leisurely breakfast for two of a Sunday morning when the dew is still on the garden. And in summer when the evenings are long, one great fat candle is light enough and with a very small bunch—not bouquet—of flowers, there's decoration enough for two at supper and evening chat. If your "succession of bloom" is resting, put a lovely flowered cloth on a table in the garden's greenery and have Sunday lunch there. Or use the shade of the old apple tree, and by putting sectional tables and benches around the trunk, as sketched on page 25, there is a gay and practical counter buffet, with a huge parasol growing out of its middle.

An ample round tray with its own stand is an asset to any garden party. One of many designed by Clarence P. Meier





Candlesticks and Candlelight

CLARISSA W. COLLINS

THERE is a lure about candlelight and a fascination about candlesticks—perhaps because they are symbolic of home and hearth and hospitality. There is no month from December to May or from June to January, in which candlesticks cannot hold their own—and how soft and flattering their light at dinner hour! How uninteresting many a table decoration would be were it not for the candlesticks!

When twelve years old, I bought my first candlestick in Marblehead, Massachusetts. Just why I chose a Russian religious piece, I do not know. Did it suggest the glamour, the mystery, the drama and intrigue of old Russia? Or did it immediately suggest the practical use of holding unanswered mail with a candle in the holder on top to melt sealing wax? Those were the days when news was scarce and the only reason to write a letter was the simple joy of using sealing wax! (Fig. 23 center.)

On the same shelf is a pair of brass, double eagle trimmed snuffers. There was an exciting day when we discovered a sister pair in the British Museum, marked 1599. Mine was picked up in France, although a Polish or Russian piece. To the collector, each day is a day of adventure. Museums and libraries become sources of untold interest, and junk shops and country auctions a magnet. No dull or lonely moments for a collector even when his pocketbook is flat!

The eight-branch candelabra (Fig. 22) which holds an exotic bird was bought with Christmas money during a gay and bygone Yuletide while I was home from boarding school. Recently in Mexico, a Mexican lady was looking at a photograph of my collection and became very excited when she spotted this Russian piece. I hoped that she did not feel I had unlawfully spirited it away. Not at all, but a year or two before a Russian family on leaving Mexico had sold one exactly like it! I became breathless when

I thought how near and yet how far I had come to getting a mate for my long cherished candelabra. Then there was the Russian princess who visited us and was thrust back to the days of her childhood as her family had a pair of candelabra of this same design. When the children had guests for dinner all sixteen candles were lighted but when alone, the servants removed the arms, and the base of each candelabra became a single candle holder like those shown in the picture at each side of the complete piece.

Italy is represented by the gay pottery figurines on this page which recall the days of Garibaldi and Cavour and what they did

for the unification of Italy.

This pottery couple (Fig. 7 and 8) are a combination of candlestick and oil lamp, the wicks coming through the corners of their hats. As for the man with his small waistline, he could never with ease blow the clarinet grasped in his right hand!

The pottery lamp with two candlestick holders and four containers for burning oil (Fig. 11), we long called the "Enigma." It was bought in Atlantic City from a man who had picked it up in Rumania but thought it was American Aztec Indian. Last summer



in Mr. Wells's Museum at Southbridge, Massachusetts, we discovered, much to our surprise, that it came from Arabia.

The two candlesticks of tole (Fig. 27), painted in deep red, blue, and gold, came from a little provincial church in France. What a charming resemblance to the Virgin's crown seen in medieval sculpture and painting!

The two tall silver holders (Fig. 10) are altar sticks from a German provincial church not far from Nuremberg. Some silversmith yearned to make a beautiful pair of candlesticks for his church, but funds would not permit. Thus a sheet of silver was embossed and tacked onto a roughly carved wooden back painted blue. The bobèches are of tin and the curved iron holders in the back have a hole in each to be securely nailed to the altar! Since they resemble andirons, I have placed them in front of a bedroom fireplace which is never used!

The lovely lyre-shaped candelabra (one shown in Fig. 24) of Sheffield silver was brought from Sheffield, England, in 1789, and has been in only two families, our family being the second. The early 19th century candelabrum (Fig. 26) with handle and snuffer and crowned with the pineapple, symbol of hospitality, is a very fine example of early French silver plate. The late 18th century English pair (Fig. 25), are made of gun metal and gleam with a golden hue.

On the bottom of the preceding page are shown several American candlesticks that range from 1635 to the gay nineties. The low pewter candleholders (Fig. 12, 13), are en-




**Tombak 18th century pieces:
from C. G. S. Nelson collection**

graved and monogrammed and have belonged in my mother's family (the Wentworth family) since 1755. If space permitted there is an extremely interesting collector's tale they might tell, but we must go on with our story. On the shelf below, the little black and

gold wooden circular sticks (Fig. 14), came from New York when it was New Amsterdam and until they came to me they had always been in the same Dutch family. One sees a neat little Dutch housefrau standing by an open door watching old Peter Stuyvesant go stamping by with his wooden leg. And that small smoked tin sconce with the shell trimming (Fig. 19)—what stories of early New England it would like to divulge! The flint and tinder lighter shaped like a pistol (Fig. 17) was made by the Kentucky Rifle Makers of Pennsylvania. No less a hardy explorer than Daniel Boone carried one of their rifles on his jaunt to Kentucky and sent back for more. Thus came the name, or so the story was told to me! The next neighbor is a miner's stick, a spike and hook (Fig. 20), which early New Englanders stuck into the logs of their crude cabins to throw its welcome tallow beam. The two notched candlesticks from New Jersey (Fig. 15, 16) were also used as a sort of rude clock, since it was known about how long the candle took to burn a notch. The late 19th century patent medicine bottles of green glass (this one shaped like a bear, Fig. 21) were often used for candle holders and recall exciting days of our Western frontier towns. Figure 9 has a Victorian charm.

Modern Mexican (at top of page 27) is shown in characteristic examples in tin (Fig. 3, 4, 5), wood (Fig. 1, 2), and pottery (Fig. 6). If by chance you've read my book "Mexican Vignettes," you know I found the markets of Mexico much too fascinating.

Additional candlesticks are shown on page 68





Reproduced by permission of the Proprietors of "Punch"

Half-an-hour's rest after meals

Housewife Strikes for Shorter Working Hours!

I HAVE just staged a successful revolution in my own home. My slogans were Shorter Hours, Vacations, No Overtime, and Liquidate Household Slavery. I carried through every step of my program and banished forever my old enemy—unscientific, inefficient habits of work. Any housewife can reform her schedule with equally gratifying results, because the revolution is based on the scientific discoveries of efficiency experts, it is extremely pleasant to put into practice, and it means that you accomplish nearly *twice* as much work in *half* the time!

To begin with, do you realize that the eight-hour day produces more *total* results in all work where the personal angle is important than any other amount of working time? And this is no pipe dream of mine but the literal fact proved by thousands of workers at all kinds of jobs. Now while most of us enjoy housekeeping and child culture, we are allergic to overdoses. Even the cat used to abandon me during my periodic sprees of overwork. Once you know that you will accomplish more in eight hours than you possibly could in the old twelve-hour marathon, there is no temptation to keep on working after you have done your stint.

The superior advantages of the eight-hour day are due to speed of work. And how fast you work is out of your conscious control. Although you may delude yourself into thinking that you can speed up your tempo at will, nature has you beaten from the start. She has established a subconscious guard to keep you from overworking, and the minute you increase your daily working hours beyond the eight-hour limit, your tempo falls automatically and involuntarily.

If my job were dishwashing, in a twelve-hour day I might be able to wash 3,000 plates, in an eight-hour day I would be wash-

BARBARA B. PAINE

ing 3,500, and in a fourteen-hour day only 2,500! If I tried to speed up my twelve-hour production by working faster, I could do it for a few hours at the cost of a great deal of precious nervous energy. Then I would be back at my old 3,000 limit. This physiological arrangement seems grossly unfair at first glance, but it is certainly logical and plays right into the hands of those of us who want to have well-run homes and a little free time for ourselves and our husbands besides—to have our cake and eat it too.

After I decided that natural laws which had been proved on several million workers would be just as true for me, my first step was to keep a strict account of how I spent every minute for a week. Then I did some addition and discovered how many hours a day I devoted to cooking, dish washing, and like fundamental jobs, how many hours to taking care of my children, and how many hours to purposeless little pieces of drudgery. I found that I was working, at least seventy-five hours a week at the slow tempo which is the unfair reward of long hours.

I also had to decide which of my activities represented work. Is taking the children for a walk "work"? Is knitting work? I decided that anything essential to my twin jobs of housework and child care would be considered work by me, even relatively pleasant jobs such as marketing with a basket and notebook under my arm and a child hanging on to each hand. Other mothers might consider marketing a pleasure and so not subtract it from their allowance of working hours. Reading to my children is a small duty that I put in the category of pleasures.


Then came the gruesome business of cutting down my total working hours to eight a day.

I knew that at first this would require Herculean reorganization as well as blindness to unfinished jobs. Much simplified living was one obvious time saver, although it had been simple enough before. For example, I wash the dishes once a day, a system recommended by all home economics teachers as being a great time saver but heretofore condemned by me as sloppy. I also abandoned ironing sheets, and I bribed or otherwise urged my children, who are young, into making their beds and cleaning their rooms. Table linen was discarded in favor of paper napkins.


BEYOND this, I eliminated many little items, such as going over the living room with duster and mop every day. Instead, it was tidied up at night and cleaned only once a week. The bathtub was cleaned by individuals taking baths at night and not by me in the morning. Every housewife has certain jobs which she could overlook in an emergency, and to compress twelve hours work into eight hours it is necessary to overlook these at first, although eventually you can pick up where you left off and even do some fancy cooking. It took my subconscious about a month to get used to my short working hours, but it rallied around in great style then and today I am accomplishing more work in my eight-hour day than I ever used to.

If you are really determined to streamline your working hours, you must never indulge in overtime. One night last spring when I had at last brought my work and working hours under control and as a result felt very energetic, I decided to do some dressmaking in the evening. I sewed industriously for three evenings and then noted that my daily work didn't seem to get done, so back to my books I went. "No overtime" is the dictum of the professors. One night of overtime slows down

[Please turn to page 64]



You do not have to watch automatic concealed sprinkler systems. Open a valve or two, and they do the work effectively



Where buried pipes are impractical, a portable oscillating sprinkler can be utilized



In this type, the metal covers and hidden sprinkler heads are "popped up" by the water pressure



LET'S MAKE

Let's turn on the sprinkler! That is the way the average home gardener thinks of applying water to his garden and that is how most of them do it. But suppose we look into this whole matter of applying water to plants and lawns. How often should we do it, and when? How much should we apply? Well, between rains and artificial watering, your entire garden or yard should receive about one inch of water per week. But we all know that during an average one-inch rain, the water comes down so fast that much of it is lost by running off. How, then, can we apply this amount so there will be no such run-off loss?

Whenever there is a light, gentle rain that lasts all day, it is common to hear, "This is the kind of rain we need, for it all soaks in." That is just what any watering method or irrigation system should try to duplicate. The water should be applied "slow and easy." Furthermore, like rain, it should be applied uniformly over the entire surface so that lawn, flower beds, shrubs, and trees will all receive about the same amount of water. Some people attempt to do this by holding the hose in their hand. But figure it out. If your lot is 50 by 100 feet, you have 5000 square feet. Your house, drive, and garage take out, say, 1500 square feet, leaving some 3500 square feet to water. One inch of water over this area means 1750 gallons, and with a half-inch supply pipe and water at 50 pounds pressure it would take three quarters of an hour to apply that much from a hand hose without a nozzle, and many times as long with one. That would mean a good many hours of just watering your yard in the course of a summer. Of course, you could use some kind of a portable sprinkler and let it run in one place until it had applied approximately one inch of water, when it could be moved to another spot. But, unless you had several different size sprinklers, this would probably mean considerable overlapping in some spots or else insufficient watering in others.

The chances are that you would do the watering after you came home from work. But at that time, when every one else is watering, the water pressure is much lower and consequently the job takes longer than it would earlier in the day. You may say the evening is the ideal time to water, for then the sun is not shining and will not burn your plants. But actually, if you water thoroughly, it will *not* burn the plants to wet them when the sun is shining. In fact, for some plants, like roses, it is inviting trouble in the form of the black spot disease to have them go into the night with wet leaves.

How then are you going to solve the problem? Well, you can do it by means of a permanent irrigation system with pipes installed underground. Any one can turn it on or off and the yard will be entirely watered when you come home and the soil in good condition, so other garden duties can be taken care of. After years of experiment and use, modern irrigation systems have been refined to the point that they are practically foolproof. A number of concerns manufacture, sell, and

Photographs courtesy of Skinner Irrigation Co., Campbell Irrigation Co., Dayton Irrigation Co., Scofield Manufacturing Co., and March Automatic Irrigation



Modern sprinkler heads will cover areas of less than 20 to 100 or more feet in diameter. Rotary types give maximum spread

The "Waterwand," a new device, uses the principle of the auto muffler to apply water quickly without washing the soil or disturbing the plant roots

IT RAIN!

VICTOR H. RIES

install these various types of systems, all of which work efficiently, although, of course, some of them are unquestionably better than others.

If you are mechanically inclined you will probably say, "Fine, I'll buy the materials and install them myself." But that is just where you are likely to go wrong, for the irrigation companies have found that even a plumber cannot do it successfully because of many factors, such as loss of water pressure in the pipe through friction, pressure variation at different times of day, amount of water and size of pipe needed so that all outlets receive approximately the same amount of water at the same pressure, etc. To avoid such difficulties, you can secure from the irrigation company for a specified sum (usually based on the number of outlets or heads) a complete plan for a system to meet your needs and conditions. Then you can have your own plumber do the work, and for an additional fee have the firm supervise it. Or they will handle the complete job if you prefer them to, on the basis of a definite estimate.

It is often necessary to install a larger supply pipe



Except when in operation this system is out of sight, and also out of reach of garden tools



Operating valves may be hidden and turned with long handles—or you can add a note of hilarity to the garden by installing amusing brass faucets

A large size oscillating sprinkler (operated by the pressure of the water it throws) can thoroughly wet 2,400 sq. ft. of lawn or garden from one position

from the street; in some cases the system may include a meter in a pit at the curb. Except in a few states, such as Florida, where the soil action does not permit, copper pipe is used since it does not give off scale to clog the nozzles as do galvanized iron and galvanized steel pipe. Also, copper pipe reduces the pressure less per foot than does galvanized. According to one irrigation engineer, copper pipe will last a life time, galvanized iron thirty years, and galvanized steel (which is about one-third cheaper) fifteen years. At present prices, copper is but little more expensive than galvanized iron.

Since all pipes are to be drained in winter (in regions where below freezing temperatures occur) it is not necessary to put the pipes below the frost line. They will

[Please turn to page 80]

The Ignorers, the Comparers, and the Suggesters

—have you been bothered by them, too?

MARION BUCKELMUELLER

THERE have been innumerable learned dissertations on garden pests, and volumes have been written on methods of eradicating them. We are all familiar with, and many of us are indefatigable in, the use of sprays, powders, and solutions; but no successful method of eliminating those pests that belong to the species *homo sapiens* has yet been devised. For close analysis these nuisances can be divided into three classes—the Ignorers, the Comparers, and the Suggesters. Have you been bothered by them, too? No armed forces, no munitions of spray or powder can repel them. Their progress is a steady, ruthless tramp that starts when the first shoots appear in hotbed and cold frame, and ends only when frost has hardened the ground.

The Ignorers habitually enter the garden with distinct acceleration. They glimpse it as a whole. Their contempt sends little prickles up your spine. Desperately you try to raise

and wave the drooping standards of your cause. Out of a sense of defeat felt even before you begin, you query: "Did you see my seedling delphiniums? I am particularly proud of them." The Ignorer lets a casual glance brush across the work of three years, emits a noncommittal "Ummm," and advances to other innocent, defenseless victims.

"It's rather between seasons," you venture, "the roses are gone and the dahlias are just beginning. . . ." Your voice trails off in a weak apology in spite of a definite effort to be brave. "Ummm," observes the Ignorer, and the inexorable march down the path continues. A backward look at the blossoms behind renews your energy and frantically you call, "Did you notice the laceflowers? They are so fragile." The enemy turns and descends

upon them. A slight regret mingled with pity for the innocent blooms so critically examined surges up within you.

"Ummm," she remarks, "not very satisfactory to grow are they?" Then she returns to the path, which assumes the role of a race track. Almost breathless with anxiety you catch up again.

"The Shirley poppies are here, you know."

"Oh, yes?" Whereupon you know that your last volley is fired. In a mental state that will barely allow you to admit that you have a garden, you follow in the Ignorer's wake—plotting a return visit. Just wait until the chance comes and you'll sweep through the garden of the opposition like an athlete doing fifty yards. But no, it can't be done. Something will surely appear that will demand your attention and you know it. Even the tiny veronicas between the stones of the path will be expectant and the fragrance of green

[Please turn to page 76]

The American Home Series of State Flower Prints



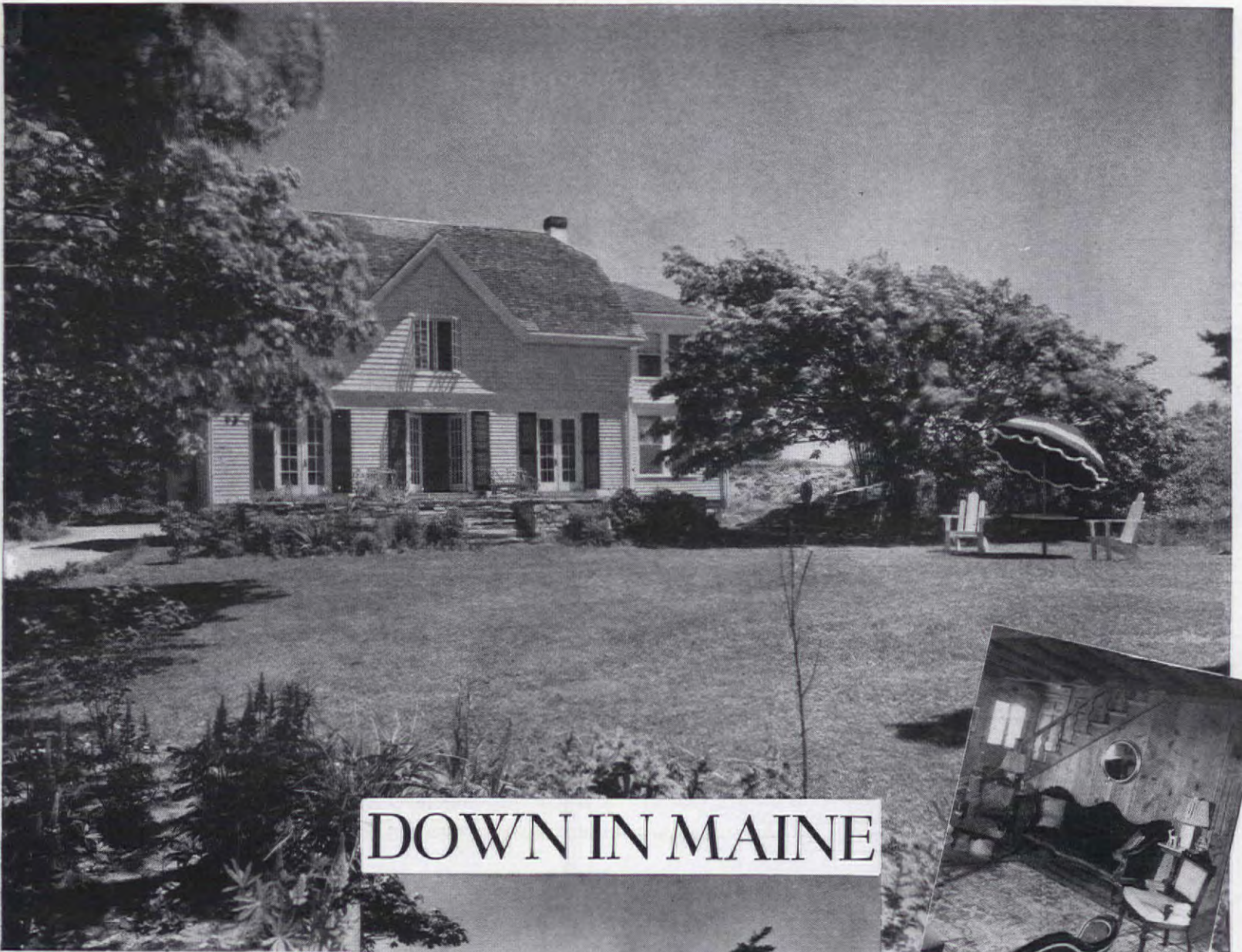
XXI. OREGON: OREGON-GRAPE or HOLLY-GRAPE: Its glossy, spiny-edged evergreen leaves do suggest holly, but actually this ornamental, low-growing shrub—*Mahonia aquifolium*—is close kin to the barberries. Indeed, it was formerly con-

sidered one, and called *Berberis*. Mature foliage takes on beautiful colors in the fall and provides a handsome background for both the yellow flower clusters and the tight bunches of blue-black fruits which are responsible for the common names



XXII. MICHIGAN, ARKANSAS: APPLE BLOSSOMS: Selected by those states in 1897 and 1901 respectively, they might well have been chosen by a score or more, for their bright pink buds, opening to fragrant white, golden-centered flowers, are lovely to

look upon, an unfailing foraging ground for bees, and, over much of the country, a welcome symbol of advancing springtime. Botanically, apples belong to the rose family which includes most of our showy flowering trees—cherry, plum, peach, pear, quince, crabapple



DOWN IN MAINE


F. M. Demar. 4

WITH a view of the ocean from the front door and a lawn stretching down to open fields and meadows, this house at Cape Elizabeth, Maine, is ideal for summer living. Add to this the fact that originally it was intended to be a stable, though never used as such, and you have its interesting background. The present owners, Mr. and Mrs. John K. Ames, have made a few changes in the house and developed the property to its fullest extent.

By raising the house about four feet, a fine ocean view was obtained from the first floor windows and space beneath made available for a cellar. A stone terrace was built along the front to give a lower effect to the facade. The barn door on the front of the house was replaced by French doors and a French door added on either side, thus making easy access to the terrace. The final exterior transformation from stable to house was accomplished by the addition of a three-window dormer at the rear and the removal of the old-fashioned cupola from the ridge-pole.

Inside, box-stalls were taken out and that area combined with the carriage room constitutes present living room. It is finished in vertical pine paneling and a large, friendly looking

[Please turn to page 57]



The Summer Home of Mr. and Mrs. John K. Ames at Cape Elizabeth

Arthur J. Lawson, Architect

Harrie H. Sherman, Jr., Decorator





Marshall Field

Hedrich-Blessing Studio

You'd never guess that a comfortable bed lurks within this smart sofa



Simmons

When you go to the August sales, consider French Provincial. Use it with Early American



Hickory Chair Mfg. Co.

Use this graceful, inexpensive drop-leaf table in living or dining room. Right, a fine mahogany highboy of a dozen uses



Johnson-Handley-Johnson

The Bride Comes Home

It's lots of fun, this getting settled in the new home. But it has its serious side, too. It isn't just a problem of putting together lovely curtains and good-looking furniture to make a delightful home for that attractive new husband who can hardly wait to invite his friends to see it. It's the problem of making the home *work* for you two, making it take care of both your individual and collective needs.

If it's going to work, it must have plenty of storage space. Closets, of course, and the more the merrier! But the chances are that this first home is not a very big one and therefore it won't have a great many or very large closets. And you'd be surprised at the "things" that have to be put away somehow or other. What about important papers (those insurance policies and the lease or title to the house), clippings, photographs, summer clothes in winter and vice



Drexel

We show you here three handsome, yet moderately priced highboys, for we believe in highboys! Extremely handsome as furniture, they are as useful as a large linen or storage closet in your home or apartment. At right, a complete little dinette set dignified enough for any bride's living-dining room



Kindel

versa, wedding silver that will not be used every day, extra bedding, linen for the table that is your choicest and must be stored accordingly? All these items and many more will come to mind if you sit down and have a really thoughtful little chat with yourself and your "first little home" problems.

So before you have bought every last stick and stone of furniture you want, think of the many pieces with loads of drawer or cupboard space, which are equally at home in living room, dining room, or hall. It's all right to have a studio couch in your living room, but there's always the problem of where to put your guest's pajamas or vanity case during the day. So if you have plenty of drawers and cupboards, there will be a "place for everything" of your own and of your guests as well. Consider well the pieces we have shown you here. They are

[Please turn to page 66]



Grand Rapids Furniture Museum

PEARL SPENCER ARNOLD



Photographs by Sanborn Studio,
Reginald A. Mabry & Co., J.
Horace McFarland Co., Harry
G. Healy, and F. M. Demarest

A successful solution
by Mr. and Mrs.
Clarence Fraim, Wil-
mington, Delaware,
described at the end
of this article. Three
good shady site sub-
jects shown below are
salvia, both red and
blue, Japanese anem-
onies, and morning
glories in wide variety

Do You Have a North Side Problem?

DOES that four- or five-foot strip next to the north foundation bother you? It used to be the eyesore in my tiny garden. But after a good bit of experimenting (and many disappointments) I have discovered that the plants that are mentioned in this article will absolutely flourish even in that tough spot.

First, let me say that all the extra spading and fertilizing you can do in preparing the ground before planting will pay big dividends here, just as they do in other parts of the garden where conditions are better.

If you want just a ground cover, either myrtle (*Vinca minor*), English ivy (*Hedera helix*), or ground ivy (*Nepeta hederacea*) in the plain green or the variegated form, will be successful. The English ivy, that old favorite, though attractive, does have one drawback in that the leaves turn brown and ugly if the temperature drops to around zero. Both the plain and the variegated ground ivies are pretty and spread rapidly; sometimes too rapidly, in fact, for if one is not careful, ground ivy will cover, not only the ugly bare spot, but the whole lawn, as well. Myrtle or periwinkle is my favorite ground cover. It remains a beautiful dark green throughout the year, is easily kept in bounds, and in early spring is covered with gay little blue blossoms. And the spot never, apparently, gets too bad for it. Full shade, competing tree roots, shrubs, or hedges—nothing can keep it from covering the ground, when once it is established. I have found its foliage the nicest kind to use in pansy bouquets—next to the pansy's own foliage, of course. But you can't cut that without sacrificing most of the plant itself.

If it's cut flowers in early spring that you are seeking, use lilies-of-the-valley mixed with bluebells (*Mertensia virginica*) and wild phlox, sometimes called wild sweet william. All

three are perennials that grow about the same height, and are easy to move, even while they are in full bloom.

Wild violets—yellow, white, blue, and purple—will thrive and multiply right up against the north wall. Also they will do the same thing, and probably more freely, in other parts of your garden. So watch out



for, and treat as weeds, any violet plants that pop up in the other beds. Bloodroot, another wilding that greets the first warm days with dainty, white flowers, likes a shady north side and one that is not too dry.



Scattering leaves over your wild flower bed in early fall will help to create a location similar to their native woods. Most, if not all, wild flowers resent applications of barnyard manure unless it is very well rotted, of the consistency of real humus.

Pansies will gloriously beautify the dull north side, if good soil and plenty of moisture

[Please turn to page 78]

Rue used as a low hedge, kept trimmed except at ends where it is allowed to flower





Adobe and Mahogany on the Arizona Desert

Story by the owner
MRS. WALLACE W. CLARK

Architects
LESCHER and MAHONEY

McCulloch Bros.



White walls, adobe cement floors, and corner fireplace make the living room, above, typical of the Indian style. A beamed archway separates it from dining room, right. Kitchen has modern time-and-labor savers

Photo-Art

LIVING in rented places makes one realize how badly some homes are planned for easy housework. Some years ago I bought a little looseleaf notebook and every time I found something that was inconvenient and annoying about the house I would write it down in my little book so that I could avoid that particular feature when I built a home.

When Mother and I went to the architects' offices last fall (and we went faithfully every day for one month) the first thing we wanted was a good floor plan. I did not want my living room to be a hall as so many are; I wanted to be able to go from the kitchen to the bedrooms (where most of the housework is carried on) without going through the living room. The second important point I insisted upon was that my living and dining rooms be at the rear of the house for privacy and the view of the garden. I wanted the kitchen at the front. My husband asked for three things: a stall shower, a closet of his own, and a sleeping porch. So from the beginning the floor plan was designed for our individual requirements.

We had a corner lot (75 x 126 feet just two blocks from the country club), so we decided to have the garage a part of the house

[Please turn to page 60]



Why always copy an old one?

Samplers illustrated described at end of story

J. P. Wildman

Samplers can be the products of your own imagination—not just copies of what someone else did years ago. And, what's more, you don't have to be an artist to design and make some every bit as original as the ones shown on this page

GREATA B. NOYES

EVERYONE loves a sampler, but why always copy an old one? Why not compose and work one from your own ideas or imagination? The history of your family and your individual interests are good starting points, offering a chance for originality.


First, the kind and type have to be decided upon—whether it will be very personal, of the immediate family as it is today, or of the family from a historical viewpoint. It can be made up of interesting designs in the old copybook manner, or a favorite motto worked up in elaborate script or lettering. Still another type is of historical or state interest—the possibilities for variety are infinite.

Then start collecting many small designs and pictures. Do not worry if you cannot draw, for the art department of the library in your town is replete with material and has very willing and efficient librarians to help you. If you are not in touch with such a source of supply, you will find that the advertisements in the magazines and periodicals offer many usable ideas.

Get twice as many small designs or pictures as you think you can possibly need or want, then turn your thoughts and search to a motto or short verse. This may take longer, unless, perhaps, you already have one that has always meant a lot to you in sentiment or encouragement. If you have no such special verse in mind, turn to books of poems, the classics, or even to old copybooks of your school days. The most surprising places sometimes yield the choicest gems.

The next step is to decide on the size of your sampler, and that depends somewhat on where it will be put when finished—whether it is to be used as a wall hanging, to be lined and hung up with rings or loops sewed on the top, or framed and hung as a picture. An original use for it is on top of a coffee table or tea tray. When that has been decided, the dimensions come next; how large it is to be, and whether it will be wider than it is deep, or narrow and long. The material for the background is also important. A new piece of well-woven linen or silk is generally the choice, though often it solves the problem of how to use that cherished piece of old hand-woven linen which has been handed down by grandmother or great-aunt, and which you want to use in some very special way so as to preserve it for posterity. Now clear a table top and assemble all of your loot. Have on hand several

[Please turn to page 67]



Two Weeks for Mother—with Pay

HELEN BELL GRADY

IT WAS the shocked-within-an-inch-of-her-life type of friend speaking, and her expression told in no uncertain words her disapproval of my taking a vacation from the nursery. But I'm a firm believer in vacations for mothers, and that means vacations for children from mothers, too. It does me so much good to get away from my family that I'm a better mother for the rest of the year, and I know it's good for the children to have to get along without me.

The old idea was that a mother must be a slave to her children. Unfortunately some mothers still are. You know the type. "I live for my family," they say, and for them, vacations away from their children are out. Even in the business world the annual two weeks with pay is relatively a new idea, so it is not surprising that the relationship between mother and child in many instances is still in the horse-and-buggy days. However, in these times of liberal thought, the modern mother realizes, as the employer does, that it pays large dividends to get away from the job and get a new outlook.

To go on a trip with the baby or with two small gadabouts is no vacation to my way of thinking. All you do is to change the locale and you escape none of the problems. In most cases, seaside cottages and ramshackle mountain cabins are not conducive to the efficient running of an out-of-town nursery, and instead of getting any healthful relaxation, you have simply doubled the various problems that have been getting you down at home.

I firmly resolved that I wasn't going to fix a formula over a camp stove, and conse-

"How you could ever go off and leave that precious little baby is more than I can see. Now, in my case, I've never been away from my child for a night in his life."

quently I determined to go on an annual vacation with my husband just as we had been doing during the years before the children came. It was to be my vacation with pay, as well as his, and we left our pride-and-joy at home. That first vacation away from Tommy was hard, I'll admit. The baby was three months old when we packed our things in the car and left all thought of responsibility behind. Well, not all thought, for it took me about three days to get over doing his schedule hour by hour. But then as the pleasant days rolled by I began to relax.

DON'T go away, however, if you are going to worry. Plan everything thoroughly before you go and leave in charge a responsible person in whom you have implicit trust and there will be no cause for worry. Resolve that you aren't going to be concerned with what might be going on at home. Know that everything is all right unless you are notified, and if you are needed, you can be quickly reached by wire or phone. There you are. It's all just as simple as that.

To be doubly sure that things won't go wrong, leave written lists of instructions in conspicuous places around the house. In the kitchen, leave the children's menus with notations on the amount of food they generally require, and the tricks you have to resort to to get them to eat spinach. In the children's rooms, tack up lists of their daily activities, their awaking and going-to-bed time, the type

of clothes they wear for certain weather, and gentle reminders about tooth brushing and hand washing won't come amiss.

If you are leaving a baby or a small child, write out a complete hour by hour schedule of the day's activities, together with complete diet lists, methods of formula preparation and sterilizing equipment. Notify your pediatrician that you are to be away and to expect a call if anything goes wrong with Junior. It is well to have the person in charge go through a day with you before you leave, just to be sure she understands the routine.

WHILE it is good for you to get away, it is good for the children to have to stay at home without you. There will be adjustments to make to the new personality who has come. They must rely more on themselves. They will tend to develop more of the initiative you have been hoping they'd show while you were around. They will miss you, but how glad they will be to welcome you home, for they have had a taste of home without Mother. This is a fine experience for them. They may be a little spoiled if the person left in charge is a relative, but don't worry about that. Take the unspoiling in its stride when you get home. It is soon lived down!

You will come back so refreshed in body and spirit that you can take on that old bugaboo routine again without batting an eye. The two weeks away will pay you in a new sense of balance, a feeling of confidence that all is well with you and your job, and you will have lost that nervous feeling of always being rushed and never having things turn out just right. Only a vacation can do it, and I say more mothers need more of 'em!

PORTABLE WINDOW GARDENS


WHY is it that flowers in a window-box seem more appealing than flowers in a garden? Is it because they are closer to living room or bedroom, because they seem to be blooming more especially for our pleasure, or because, crowded into a small space, they vie with one another for our attention? Whatever the reason, they certainly have a quality all their own. No one who has known the delight of waking

to glimpse pink geraniums poking their heads up outside the bedroom window can feel that cut flowers in the house or plants in the garden quite compare with them. There is something about a window-box that warms the spirit when one looks at it from within and also beckons the stranger from without, like a glimpse of bright lights on a cold and cheerless winter's night.

Like most inviting things in life, successful window-boxes call for interest, imagination, and care. Happily they require little financial outlay, for they can be made or bought in stock sizes and in a variety of familiar materials to fit any particular window. If wanted of wood, cypress, redwood, and redcedar are especially durable, but ordinary white pine can be used if well painted; if of metal, various kinds are available from rather temporary tin to heavily galvanized steel. And there are styles ranging from the simple wooden box with drainage holes in the bottom to the elaborate, yet not high-priced, self-watering, affair, all of which have proved very successful.

Herewith is shown a distinctly different type invented by an ingenious and enthusiastic gardener that offers possibilities for anyone to adapt. She decided that window-boxes at her downstairs windows would be a great addition to her terrace which was much used by all the family as an outdoor sitting room. They must be decorative as well as efficient, and it occurred to her that if the bottom did not have to be flat, she could vary the outline of the box. Accordingly she

[Please turn to page 74]



Sketch by Sigman-Ward



FLOWER POT HOLDER



PLAN VIEW OF FLOWER BOX



SECTION



John T. Berry

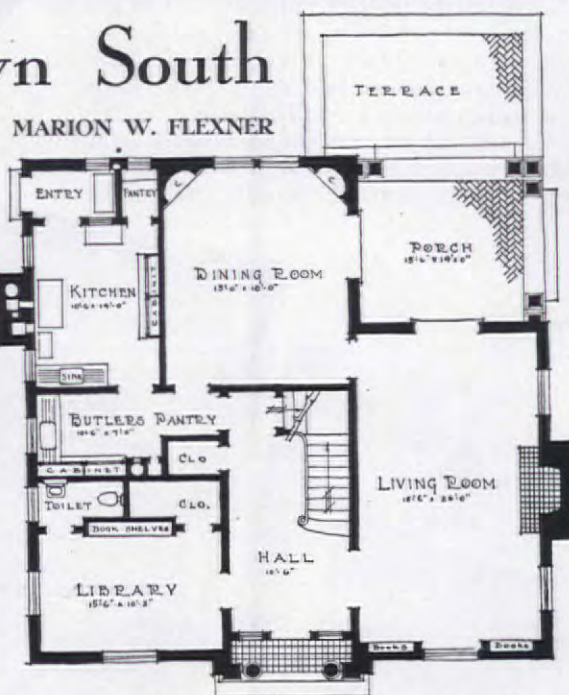
Wischmeyer & Arrasmith, Architects

Georgian Down South


AFTER weeks of pouring over magazines and books on architecture, both in and out of print, we decided to build a Georgian house. We wanted broad windows that reached from floor to ceiling, and we liked the classic detail typical of such houses which helps to create the atmosphere of antiquity almost impossible to find in a modern building. We felt that this type more than any other would fit into our lot which was situated on a boulevard flanked by long rows of water maples. The lot was 100 by 250 feet, perfectly level and bare except for one large wild cherry tree in the rear. We planned the house and garden around this, hoping to avoid that hodgepodge appearance characteristic of so many city yards.

Pilgrimages were made to old houses in New Orleans, in Montgomery (Alabama), in Boston, New York, and Philadelphia. We haunted the American Wing of the Metropolitan Museum and the Boston Museum of Fine Arts. We visited factories making authentic reproductions of Colonial hardware and lighting fixtures, and finally we felt that at last we knew what we wanted even to the smallest detail. We collected our ideas and tried to draw them ourselves; but while they were clear enough to us they meant very little to our architect. We therefore gave him concrete pictures of everything we had seen and

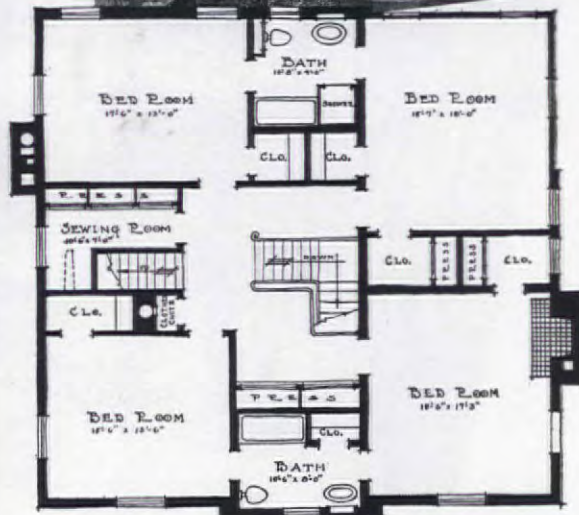
[Please turn to page 55]



Home of the author in Louisville, Ky.



Caulfield and Shook



Has your RADIO a touch of asthma?



Robert W. Irwin for Colen-Grubn



Brunswick Radio Div. of Mersman Bros.

Of course it was a little Gothic wonder in its youth, but, come now, face it! Who wants a bit of walnut Gothic wheezing away in the corner?

Reading clockwise: Install radio in maple chest which serves as a chair-side table. Ideal for bedroom is white revolving drum table; houses 5-tube radio, is equipped for television. Console radio-phonograph has automatic record changer. Small but useful maple stand

Not only can we have radio cabinets in woods and finishes and styles that go with our furniture, but in sizes and shapes that lend themselves to really interesting and useful arrangement in a room. Some of the cabinets shown on this page come separately so that you can install your present radio, change it as often as you like to keep up to date with mechanical improvements, but always use the same lovely cabinet. The interiors are constructed to take the new radio sets and to give the best possible results in tonal quality and radio reception. Others are complete with radio already installed in the cabinet. Any one of these radios, we think you'll agree, is calculated to make a real contribution to a lovely living room. Whether your room is period or modern, large or small, demand the right radio for it.



RCA




Whitney



Irwin for Colen-Grubn



Brunswick Radio Div. of Mersman Bros.



Irwin for Colen-Grubn

Left to right: Sheraton pedestal table holds radio, doubles as lamp table. Radio-phonograph in nicely detailed Sheraton cabinet. Graceful lowboy for a radio. Simple little maple stand, ready for any set



Whitney



Hemerocallis Modesty, an improved daylily

Walter Beebe Wilder

They're lovely - but they're not Lilies

I LIKE daylilies! And one reason is that they are so accommodating. There are not many plants that will flourish and bloom under such varied conditions as the one known botanically as Hemerocallis. It thrives in moist and in dry locations; in full sun and in partial shade; and in sweet, neutral, or mildly acid soil. Thus it may be planted almost anywhere in the garden except in deep shade and be reasonably sure to flower successfully.

I like daylilies, too, because there are so many varieties that I can have a long succession of bloom, from May until late August or even September. Yellow and orange accents for three or four months during a period when good color is at a premium are well worth having. But there is one difficulty here: the time of blooming of any particular variety is not always the same. Dr. A. B. Stout, of the New York Botanical Garden, an outstanding authority on the subject, says in his book, "Day-lilies," that the recorded opening time of the same plant will vary from ten to fifteen days, and that one year one variety will be the earliest and the next year another. The size of the plant influences the duration and profusion of blooming, the larger ones doing better



Plantain-lilies (See page 72)

Jessie Tarbox Beals

MARY R. CAMPBELL

Two lovely, adaptable, and popular perennials are the daylily and the plantain-lily, yet, actually, they are not lilies at all. True, they both belong to the large botanical family called Liliaceae, but so do tulips, onions, hyacinths, asparagus, aspidistra, yucca, and the true lilies (*Lilium*). The subjects here discussed belong to the genera *Hemerocallis* and *Hosta*, respectively. That is why the common names are combined or hyphenated—to show that they are not true lilies, just as pineapple is not a real apple, or the hyacinth-bean (*Dolichos*) a true bean. However, don't let this prejudice you against them. They are useful and attractive, as this article and that on page 72 show.—HORTICULTURAL EDITOR


than the smaller and weaker specimens.

Next, I like daylilies for their beauty of form and color. In masses they make a fine display, and the individual flowers are charming. True, one might except the tawny *H. fulva*, which seems better suited to hot, dusty roadsides than to gardens, but even this has its place. In an adjoining garden great clumps of it make a shady corner by the kitchen door gay for a long time each July. Though given little attention, they bloom year after year.

On account of their vigor these plants are valuable for naturalizing as well as for use in borders. As weeds cannot crowd them out, they are especially desirable for the summer cottage or week-end camp. They fill in and give color to out-of-the-way corners, for their foliage is attractive even when they are not in bloom. Patches throughout my own garden and in my bit of woods serve this purpose admirably. As clumps increase and need to be divided, the overflow can be used as ground cover material—unless a neighbor needs a supply. The old-fashioned lemon-lily (*H. flava*), which blossoms in May, and the summer-blooming double variety Kwanso are especially prolific, sending out stolons which crowd less vigorous

[Please turn to page 72]

Under New Hampshire Pines



AMBROSE S. HIGGINS
Architect

EVER linger in the tall timber of New Hampshire? It's an Early American setting, peaceful and woodsy. Straight and smooth the pines rise far above the height of customary yard trees, so that sunlight enters and brightens the forest lawn. Deliciously clean air and sweet scent provide a zestful tonic for city-tired lungs, making life joyously atune.

Young Mr. and Mrs. Short showed unusual wisdom in selecting such a site for their new home, for natural wooded property of this sort is bound to be limited in the neighborhood of a city, even though Manchester is exceptionally fortunate in the pleasing variety of its suburban landscape. More and more these days people recognize the additional value their new homes will have if the land has some bounty of its own, and provided they perceive the type of dwelling most suited to the character

The Manchester Home of Mr. and Mrs. M. L. L. Short

of the terrain. The Short house admirably illustrates such a manner of development.

The single row of trees beautifully spaced at the edge of a terrace, whence one sees far down the river valley, could suggest nothing other than a horizontally-designed dwelling reminiscent of the early seventeenth century, with pine clapboards, diamond-paned casement windows, and pitched roofs whose broad

rectangular surfaces catching the light are interesting foils for the vertical accents of the pines. This ensemble has all the validity of an ancestral home three hundred years old, all the quality and taste of one of those ancient


New England manses, of which, please remember, it is not rarity alone which makes them treasures of domestic architecture today, but the handling of materials in an understanding fashion for the sake of substance and clarity of design. This twentieth century

Manchester home follows these age-old principles of good building; therefore it has genuine charm and permanent style, not merely pleasing picturesqueness.

A vital point to note is that though New England's younger generation has been born in this atmosphere of tradition, and brought up in localities where its forefathers' fine old homes are still so well preserved and in-



habited, it is smart, clever, and as appreciative of contemporary home-planning and modern devices to increase the spaciousness and livability of the small home as any other group of the same age throughout the country. The plan of the Short house is proof of this. Except for second-story bedrooms in one wing, the arrangement is entirely on one floor level, and the rooms so grouped according to purpose that there is no awkward performance in using them. Company and the family in its leisure life may comfortably carry on in the large living room which is the main unit of the house and have easy access to the adjacent dining room. The latter takes up the front half of the wing that includes as well the kitchen, laundry, and maid's quarters. These last, with the additional unit of the garage, are as remote as possible from the bed-chambers in the story-and-a-half wing at the opposite end. Here, then, is the typical one-floor residence now rapidly coming into favor from coast to coast, whether it be in this specifically New England guise, or in the Monterey mode




Photographs by F. M. Demarest

—very familiar in California.

Because outdoor living is so important these days, East or West, and the Shorts are no exception in this matter what with skiing in the winter and fixing up their garden in the summer, the living room has windows catching the view at the front and rear, and doors give ready access to the flagstone terrace before, and to the court formed by the three units of the house behind. This will be excellent for a planted garden when sufficiently cleared, and with this in mind an attractive covered porch has been provided at the back.

Inside, the hearth against the rear living room wall is of a comfortable sort around which folk can gather for a jolly time. The wall adjacent to the dining room is paneled and inset with bookshelves; other woodwork such as the trusses of the studio ceiling and the lintels of the windows give contrast to the walls and ceiling of plaster finish. This severity, with the floors left bare and with lighting fixtures of wrought-iron simplicity, permits the colorful draperies and scatter rugs to count decoratively,

[Please turn to page 68]



Gerald Young

Cozy Colonial in Alabama

Two problems were outstanding in planning this home, which stands in the approximate center of a deep lot: one, the steep sloping off of the lot in the rear; the other, the fact that it had to be suited to the needs of the Southern climate. The latter takes precedence over the former in this locality because a Southern house must be

Birmingham home of Mr. and Mrs. C. J. Perry

well ventilated. Hence, the plan was carefully studied to solve this problem, with due consideration given to the hillside problem. In addition, the house is so set that its large and numerous windows catch any possible

breeze. Because the lot is sloping, garages and utility rooms are placed below the living quarters. In adapting this type of plan to a level lot it would be very simple to add a garage to the rear, behind the kitchen, or to replace the north bedroom with garage and utility space, if only one bedroom were needed. Even to dispense with the sunroom and to replace the two doors with windows and window seats beside the fireplace would not detract from the proportion or lines and would slightly reduce the cost.

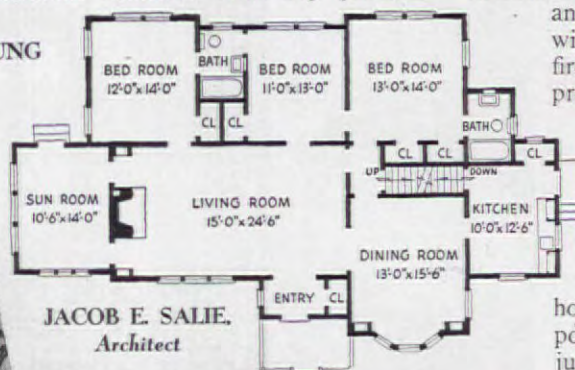
In summer the entire house has a fresh and airy appearance. One of the first impressions upon entering the house is its feeling of spaciousness. It captures the atmosphere of a larger home by limiting the furniture to important pieces and by placing them judiciously. One very successful trick

employed in achieving this effect was the papering of all wall surfaces visible through entrance hall, living room, and dining room with the same wallpaper—a pattern of silver feather and bowknot on a white ground. White woodwork, a white mantel over a black tile fireplace, and white, sheer, ruffled curtains at all windows in this same part of the house added still more to the open, spacious effect. Against all this white the gleaming dark furniture, the deep mulberry rug, and soft-toned slip-covers show beautifully.

The two bedrooms, sunroom, baths, and kitchen are in solid light colors. The key-

[Please turn to page 62]

MARGARET V. YOUNG



JACOB E. SALIE,
Architect



The dining room, though small, has all the graciousness of a mansion. The furniture is mahogany, deep blue and mulberry the color accents



An effect of spaciousness is achieved in this small home by the use of the same wallpaper in all connecting rooms



EVELYN EMIG MELLON

PICNICS



Ready for any picnic is the boy or girl carrying a Boy Scout Trading Post's completely equipped knapsack, above. Campfire substitute: a charcoal grill from Boy Scout Trading Post. An ample picnic basket, left, Cornwall & Reed

Children Can Handle

NEXT to swimming, most children will agree that picnics are the greatest fun of a summer vacation. For the very young it takes only one tree and one sandwich to make a perfect picnic. Some older children may demand the beach or open countryside, but whatever the circumstances, there is bound to be lots of laughter and excitement. The routine of winter life and study hours is thrown to the winds; freedom and "the simple life" are the keynotes.

It does not require an organized group or a lengthy excursion to make a picnic. Two little girls I know packed a picnic lunch for themselves every Thursday last summer. They ate it in the garden or a near-by woods or down on the beach following their morning swim, then spread out robes for the afternoon rest which went forward as faithfully as at home.

For the three-year-old the simplest supper in the garden is a picnic. Many mothers who do considerable summer entertaining have solved the problem of the mixed party—part adult and part juvenile—by serving a simple supper out-of-doors for the children. Sandwiches, a salad, a cold drink, and dessert are usually adequate, and the indoors and the cooking equipment are left entirely free for adults to enjoy.

Last summer, one resourceful mother faced with the problem of finding entertainment for her children, inaugurated the idea of a weekly Wednesday morning "nature walk," in which not only her own but a group of neighborhood youngsters participated. What did they do on these highly informal jaunts? They stopped to examine a prickly teasel and to comment on its usefulness for combing the fuzzy effect into blankets. They picked bouquets of wildflowers and looked them up in a small book that was carried along. They tried to identify the various birds by their plumage and their songs and calls. Before long the children were going alone on these weekly jaunts, setting out with a definite objective, taking along lunch and making a valuable and highly enjoyable variation in their summer regime.

Children can often plan their own picnics and make their own preparations as well. Well-planned menus can provide as nourishing and balanced a diet as meals at home. On this page are three picnic menus which a youngster

can assemble very easily and which fill all the requirements for a healthful warm weather diet besides being highly delectable fare.

With youngsters of high school age there are frequent demands for that most delightful of all picnic foods, the hamburger. Boys who

[Please turn to page 65]

MENU 1

• picnic menus

A vacuum jug of tomato juice
(Flavor with juice of ½ lemon to each can tomato juice)
Sandwiches of cream cheese mixed with paper-thin slices of spring onions, or olives if preferred
Sandwiches of white bread and jelly
Carrot sticks or celery hearts
(kept crisp by wrapping in damp cloth inside waxed paper)
Juicy pears

MENU 2

A vacuum jug of chocolate milk
Deviled eggs
Tomato and lettuce sandwiches with mayonnaise
Cookies and bananas

MENU 3

(Supper in yard)
Tuna fish salad sandwiches
Fresh fruit salad (oranges, pears, peaches, bananas, pineapple)
Strawberry ice cream
Ice cold lemonade

Red hot coals won't burn your child's hands if he wears Kool-Grip asbestos gloves, available in green or white.

Picnic basket with extension forks attached to top, Cornwall and Reed



For a terrace picnic you will like the Tuttle paper set with Mexican designs

CONGRATULATIONS on taking up the challenge—for that is what you really are doing when you assume the role of cook in your new home. You accept a challenge to try again when efforts fail, to serve wholesome meals at minimum cost, and to *create*, for, when you come to analyze it, all good cooking is creating.

And you can have an exciting time doing it if you really want to. After you have placed attractive, tempting dinners in front of your nice new husband, and know at the end of the week that you have cleared a dollar or two through wise buying and clever management, you can't help feeling elated over your accomplishment. Your success with your budget and healthful dinners is just as important as the "big deal" that your husband is maneuvering. His gain is in money to keep the home running; your reward is in making positive the elements that are necessary for a happy home—health, cheerfulness, and comfortable surroundings. We are taking for granted the fact that you have love, the first element of that list.

Cooking is not hard, in spite of what your best friend may tell you about how her first cake turned out. If your ingredients are carefully chosen and directions followed precisely, the results are just as sure as a chemical formula. A great many women think directions are put on a box to fill space—or from custom. If they stopped to think, they would realize that the makers of products print directions on boxes with a purpose in mind; to flatter their product. They have a definite commercial motive for giving you the best possible instructions. Don't think you are smarter than the man who made the product! If you try to get by with beating the eggs right out of the shell, instead of separately as the recipe says, you will not end up with the successful dish that you anticipated.


Ask any brides of long ago, or even more recent ones, to confess frankly and their stories will reveal to you that their first efforts were branded with mistakes! Some of these faux pas were humorous, some serious. Everyone makes them and continues to do so from time to time. No one is perfect, and a bride is expected to pull boners. So you have that much leeway at the start. If you produce grand dinners, fine! But if you fail, just remember that people don't really expect you to be a first-rate cook until you have had a little experience. And they will be glad to help you. When you ask your mother-in-law or a neighbor for advice, you are flattering her. You think she knows how to cook, or you wouldn't have asked her. That boosts her ego.

Care and patience are priceless kitchen aids. When these two assets have become second nature to you, they will prove your most valuable ally in the cooking field. Also of extreme importance are timing and temperature control. They decide whether your food is perfectly done, or only passably edible and eliminate all guesswork.

PLAN simple meals at first. And remember that there is less likelihood of trouble with only a few courses. Try to master thoroughly a set of wholesome, everyday meals, a bulwark to fall back on, because everyone likes simple food, properly cooked. Then attempt fancy cakes, pastry, fluffy desserts, and tricky main dishes if you feel adventurous. For making hot bread it is wise to choose a time when the main part of the dinner is prepared beforehand. Or have the dessert and salad all ready on the night you try a new roast. One, and only one, hard job per meal is better for your disposition and assures greater success.

In order to keep your confidence up to par during your first attempts at preparing meals, try keeping on your kitchen shelf a few cans of standard foods such as peas, salmon, tuna fish (or any quick-serving meat), canned sweet potatoes, tomatoes, fruit, and whatever else will make an immediate, simple dinner. Then if you ruin a more difficult dish, if the cake falls, or the pudding is terrible, have no qualms about quietly throwing away the spoiled food. Label the mistake "experience" and forget it. Take your impromptu meal from the shelf, don your best smile and a clean dress, and meet your husband as if the day had been perfect. Mention the mistake if you can see the funny side of the situation, but don't meet him with a forlorn expression, tears, and a burned dinner. He expects some of your first attempts to land in the garbage can and knows that no wife will continue to throw away money that would buy a new lamp for the living room or that hat she has been talking about for days.

Possibly even more important than the food you serve are the appearance of the table and the atmosphere of the dinner—both of which you control by a few personal touches and a cheerful attitude. A clean cloth, which need not be expensive, or attractive place mats; seasonal flowers, if within your budget or yard; pretty china, even for just the two of you; silver neatly placed; candles, if you like, complement the most humble dinner. This hour is the severing point between the hard, competitive business world and the privacy of your home. Any husband looks forward to a change, and a pleasant dinner contributes to harmony in this haven from his daily routine. Whether you have a one-room apartment or a large house is not important. Whether you



pounce on him about every trivial disagreement with the butcher and the laundry man, or harp on the dress that faded and the local gossip, *does* matter. It didn't happen to him and is secondary news. How would you like to hear, every night, details of his business squabbles? By the second day you would feel like saying, "Oh, let's forget it and talk about something else."

When you start out to buy food, it is a good idea to find a butcher who suits your demands in both price and quality of meat. Talk to him frankly and let him know you want good meat, no matter what type the cut, and reliable telephone service. If you have found the right man, he will value your steady trade and be fair to you. Going from one store to another following special sales usually costs more in the long run, for you do not establish yourself in the different butchers' minds as a regular customer. You are sure to "get left" with poor meat sooner or later, and one tough steak can ruin the small profit you cleared by trotting around. You can be firm about refusing inferior vegetables or half-spoiled fruit without insulting the clerk. A pleasant attitude, even though you stand your ground, will go much further toward having him give you better service the next time than if you arouse his anger. He will know that you expect certain standards. Always buy good ingredients! It is false economy to save a few pennies and serve flavorless fruit or unappetizing vegetables. Cut expenses in the type of food, if you must, but never in *quality*.

WITH only two of you, newly married, there will be a tendency to go out on week ends. You can avoid being overtired, or tied to the kitchen instead of ready to go to a ball game or for a Sunday afternoon drive if you buy quick-cooking meat for the week end. Prepare vegetables on Friday and have on hand a supply of ready-made desserts and soups. If your husband is accustomed to and wants a big Sunday dinner, that's a different story but if he prefers going out, save your big roast and heavy baking until Monday when you have the house to yourself and can cook for any number of hours. Not only will your nerves suffer less wear, but the food will receive better attention. Later on, if you have a family, or settle down to days at home, the heavy cooking can be shifted back to the week end. In this period of close companionship, don't deprive both yourself and your husband of the fun and freedom of his two days from work just to cook a roast when he may be satisfied with steak or chops. You can go out on week-day afternoons, but he can't. And it is a good idea to start accompany-



KOZLAY

ing him places right in the beginning; it will keep you pepped up.

Those dark moments when guests swoop down on you unexpectedly can be simplified by keeping on a reserve shelf jars of unopened cheese, sardines, crackers, or any inexpensive snack combinations you prefer. There are numerous sandwich preparations on the market that will keep indefinitely. Or grind up the last of that ham or beef roast, add mayonnaise, chopped pickles, tomatoes, and see what delicious and filling sandwiches you've produced! Bread with store cheese melted over it may be made in wholesale quantity under broiler in a few minutes. If you are out of bread, whip up quick waffles with prepared flour. Your guests will probably get in the spirit of things and help. Or merely add milk or water to ready-mixed gingerbread, while your husband whips cream to serve over it. If the gathering is informal, letting your guests participate in preparing refreshments really puts them at ease and lessens your responsibility as a hostess.

FOR company dinners, always plan something you have cooked before. If you must have something new and fancy, for goodness' sake have a rehearsal dinner to practice, so you can be sure the results will be good. Reserve for private consumption first those special recipes that sound so wonderful. It will be less embarrassing for both you and your husband.

Whatever your pet dread in this new undertaking, this may be of comfort. Most of your fears will never materialize. You may worry yourself into a state of jitters over a dinner for the "Boss" and his wife, picturing her as haughty and formal. In nine cases out of ten, she will see in you newlyweds the spirit of romance and will turn out to be a motherly, congenial person. Fear of criticism of your home furnishings, cooking ability, or even the way you get along with your husband will only sap your naturalness and personality. The sad things in life happen to us suddenly; the many dreads that haunt people seldom occur in reality. So why worry? Simply accept the challenge and get busy on the part of your chosen career which involves being a good hostess under a variety of circumstances and a good cook.

Even if you have an excellent file of recipes, it will be helpful to have an extra collection of cooking pointers or "hints" picked up here and there such as are given on this page and the next. You might add recipes that you have learned to do well, soups for rainy days, hot cereal reminders for cold winter mornings, and—of course, always a good idea—the favorite dishes of guests.

● hints on cooking vegetables



Cook rice in large amount boiling salted water. Rinse well in colander, cover with towel, and place over boiling water in order to fluff rice.



Cook green vegetables in small amount water, tightly covered and in shortest possible time for fullest flavor. Add salt during last few minutes.



Adding $\frac{1}{2}$ teaspoon sugar to vegetables such as corn, peas, or carrots helps bring out flavor, especially if they happen to be just a bit old.

● hints on cooking vegetables

Let Brussels sprouts, cabbage, cauliflower, and broccoli stand in salt water (2 tablespoons salt to 1 quart water) 30 minutes before cooking them.



Washing greens, such as spinach, in slightly warm water helps to remove grit easily. You'll find that enough water clings to leaves for cooking.



Cook strongly flavored vegetables in parchment paper to help prevent odor. Several vegetables can be cooked in separate parchments at same time.



● general cooking hints



To help prevent mixture such as fudge from boiling over, rub top rim of the saucepan with a small amount of butter.




Add 1 teaspoon salt and 1 tablespoon vinegar to water when poaching eggs. Use eggs at room temperature and slip very carefully from saucer into the boiling water.



To sour milk, stir 1 tablespoon milk at room temperature into 1 tablespoon lemon juice or vinegar. Combine with remainder of milk and be sure to mix well.

● hints on measuring and baking

Butter and shortening. 1 bar of print butter ($\frac{1}{4}$ lb.) = $\frac{1}{2}$ cup or 8 tablespoons. $\frac{1}{2}$ bar = 4 tablespoons or $\frac{1}{4}$ cup. $\frac{1}{2}$ cup water + shortening = $\frac{1}{2}$ cup shortening.



Sift white flour once. Place gently by spoonfuls into measuring cup to overflowing, level with edge of knife. Cornmeal, rye, and whole wheat flour need not be sifted.



Pack brown sugar loosely in cup when measuring and it should retain its shape when turned out. Store in tightly covered container to keep fresh.



● hints on cooking vegetables

To shorten baking time, cut a 1-inch cylinder half-way through potato with apple corer. Fill hole with butter before serving.



Rub well-scrubbed potatoes with softened butter before baking to keep skins soft or to form good firm shell for the stuffing.



To prevent discoloring, place peeled potatoes in cold water to cover until ready to use. Cook quickly in small amount water unless using in stews, soups or meat pies.



● hints on cooking vegetables



When cooking cauliflower, white or red cabbage, onions, or beets, 1 teaspoon lemon juice or vinegar in water, helps retain color of vegetable.



For more thorough seasoning of vegetables, pour melted butter over them before serving rather than dotting with lumps of butter.



Peel cucumber toward stem end so that bitterness there will not penetrate rest. Can be scored with fork before or after peeling if you desire.

● general cooking hints

Sift soda with flour rather than add it to liquids to preserve its leavening properties when making gingerbread, cake, etc., requiring soda.



If too much salt has been added to gravies, soups or sauces, add 2 or 3 raw cut-up potatoes. Cook a few minutes and remove the pieces of potato.



Save bread crusts and end slices. Dry out, roll fine, and store in loosely covered jar for use in croquettes, topping casseroles and Brown Betty.



● hints on measuring and baking



For fluffier, more tender meringue, to 3 egg whites at room temperature, add few grains salt and 1 teaspoon lemon juice just before starting to beat.



To grease layer tins with butter for flavor, melt butter, and with pastry brush use just the top layer leaving the salt in bottom of the dish.



Chill rolled cookie dough before rolling out. It is easier to handle and requires less flour when rolling so that the result is a more tender cookie.

EVERYBODY BRING ONE DISH!

MAYBE you like to eat out-of-doors, to have picnics and buffets and general jamborees, but they are such a lot of trouble to get together when you begin to think over all the people whom you would like to ask, "If only it weren't so much work," you say to yourself "in this heat and all—" Well, here is one solution that works every time. Let everybody bring one dish and simply get together in someone's backyard, lawn, garden, or even a near-by field. The hostess simply provides the barbecue facilities—that is, the pit where the cooking is done, and the accessories for the procedure. As a rule barbecues are only suggested by people who know from experience how marvelous food done in this unusual manner can be. One of the neatest things about it is that it tastes as though it were as difficult as the mischief to prepare, whereas actually quite the opposite is true. It requires no particular endowments, only a lot of patience, compared to the effort required for cooking hamburgers or those everlasting hot dogs.

One of the nicer things about a barbecue is the flexibility of the menu. So many things taste simply grand with meat that has been tenderly and patiently treated to the gentle ministrations of the barbecue swab. Personally, though we show a picture of a basting spoon, we think that the barbecue swab definitely has its merits. It's very simple to make one. Simply by wrapping a wooden spoon with a large piece of cheesecloth or an old dish towel or any clean white material you have a perfectly wonderful dipping and coating instrument. The coating is as important in barbecuing the meat as basting a wild duck is to the school that bastes them. All little fancy tricks like barbecuing have their high priests and fetishlike ritual, but just as you need not have a whole ox and a whole pig to barbecue (any well-hung lamb, beef, veal, or pork will serve, and a combination of two or three is best), so an elaborate swab is not the most vital part of the business.

Among the things that are awfully good to bring as your one dish to the barbecue are baked potatoes, baked to a delectable state of mealiness, salted and buttered and paprika-ed. Then pack them in a wide-mouthed vacuum jug. Something very extra comes over them when they are packed in their own juice, so to speak, and then eaten in the open with the traditional gallons of coffee. Another pretty nice thing to do with potatoes is to scrub them and butter them at home and then put them right along the edge of the pit or oven and let them bake along with the meat while it is roasting.

ALso raw or canned husked ears of corn wrapped in newspaper and soaked in water and then put in the pit are a rare treat. There is something about fine old newspaper that has a beautiful flavor all its own, making seaweed and corn husks seem distinctly inferior. Baked sweet potatoes are firmly upheld by one school of thought. I don't have to have any excuse to like sweets that have been subjected to an hour's baking in the coals out-of-doors, but for those who do, a barbecue is the best one known.

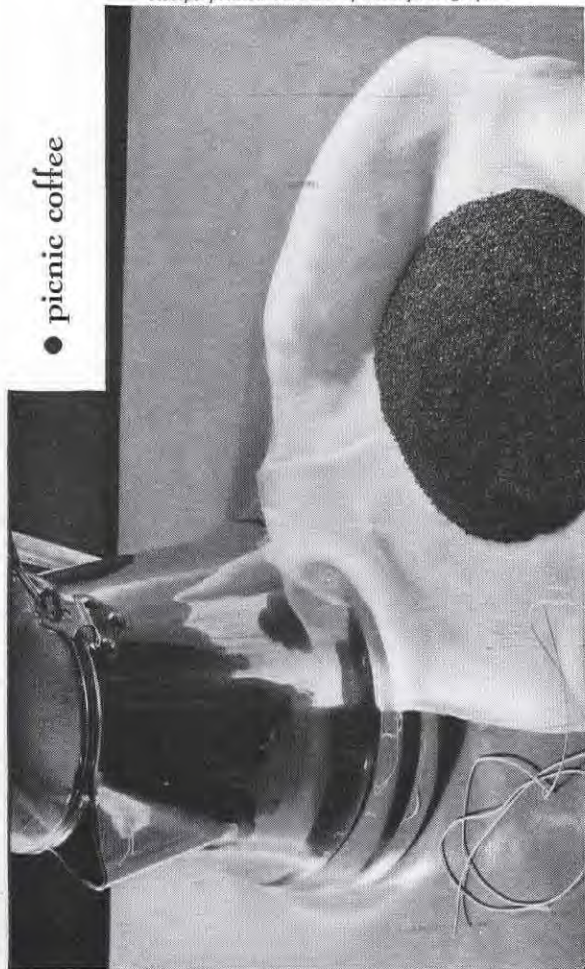
Something light and cooling to the tongue and throat is mighty acceptable after all the spices that go to make a barbecue sauce perfect and for those who do not care for sweets at all, winter or summer, coming or going, we suggest a salad that will hold its own against all comers, the most confirmed salad hater included. A salad that is made of several different textures of vegetables, like alligator pears and cauliflower, raw celery and thin sliced Bermuda onions, and such succulent bits as highly seasoned deviled eggs and cheeseballs that never heard of either cream or cottage cheese, all of this with lettuce that fairly snaps it is so crisp, and two kinds of dressing served separately, mayonnaise, for example or boiled dressing, and French, or any combination that strikes your fancy and your guests' palates.

When it comes to a finale for a barbecue, go light on consistency and bright or sharp on flavor, and if you are tired of any and all of the various combinations of fruits that you have ever heard of, nothing could be better than a sharp lemon sherbet, with, perhaps, some always popular chocolate brownies to top it off. More and more gallons of coffee. Who ever heard of picnic coffee keeping any one awake? Could be that everything was just so wonderful that you ate a mite too much? Could be!


—and we'll have a summer barbecue!

If you are not lucky enough to have a permanently built-in barbecue, you can have one of the many portable ones. In our May issue we showed that even an old iron kettle or a wheelbarrow makes a good barbecue! Have each family bring one dish, follow our suggestions, and see what fun you can have


Recipe printed on back of each photograph




• picnic coffee



• lemon cream sherbet




• barbecue sauce for lamb



• hearty summer salad

barbecue menus	
MENU ONE	
Barbecued Chicken	Potato Salad (See July '39 AH)
Corn Roast	Bread and Butter Sandwiches
	Sliced Tomatoes—Cucumbers—Onions in French Dressing
Lemon Cream Sherbet	Chocolate Brownies
	Coffee
MENU TWO	
Barbecued Boned Pork Shoulder	
Baked Potatoes	Haricots Verts à la Poulette (green beans and onions. See June '39 AH)
Pickled Beets	Hot Buttered Rolls
Fresh Blackberry Pie	Coffee



• barbecue sauces for chicken and beef

—and we'll have a summer barbecue!

Of course no barbecue can be complete without coffee and plenty of it, piping hot and fragrant—teasing the appetite as it brews. Just so that you will not be baffled by the thought of having to make forty cups, we have included a card on that very subject

Photograph printed on back of each recipe

Photograph printed on back of each recipe

Photograph printed on back of each recipe

● barbecue sauce for lamb

2 crushed cloves of garlic
½ cup vinegar
½ cup water
1 teaspoon salt
¼ teaspoon black pepper

COMBINE all ingredients. This sauce will add a spicy sweetness if the meat is soaked in it about 30 minutes or less before cooking.

When roasting meat on a spit, use solid, compact roasts such as whole chickens, rolled beef roasts, boned pork shoulders, boned legs of lamb. The spit should be adjusted so that the meat is about 15 inches from the coals. The time depends upon the weight but is about the same as that used for roasting in an oven at moderate temperature.

Sauce recipe submitted by DONALD O'MELVENY
Tested by THE AMERICAN HOME

● lemon cream sherbet

Grated rind 2 lemons
½ cup lemon juice
1½ cups sugar, granulated or powdered
1 quart rich milk

COMBINE lemon rind, lemon juice, and sugar and let stand several hours. Add lemon mixture to milk and pour into cream can of 2-quart ice cream freezer. Use 8 parts crushed ice to 1 part rock salt unless directions with freezer state otherwise. Set aside 2 hours to ripen. This may also be frozen in an automatic refrigerator. Turn into tray and freeze until firm with cold control set at coldest point. Remove to chilled bowl, beat with rotary beater until smooth and fluffy. Return to tray and finish freezing to serving consistency. Reset cold control for storing. Serves 8 to 10.

Recipe submitted by MARJORIE L. MCGREGOR
Tested by THE AMERICAN HOME

● picnic coffee

2½ cups (½ lb.) coffee
1 gallon water

METHOD 1. Heat water to boiling. Place coffee in 18-inch square of muslin or several thicknesses cheesecloth and tie loosely to allow for expansion of coffee grounds. Add coffee bag to boiling water and let stand in a warm place or over very low heat 8 to 10 minutes. Remove coffee bag, cover tightly and keep hot.

METHOD 2. Combine ground coffee with 1 well beaten egg and crushed egg shell, add ¾ cup cold water. Mix well. Add freshly boiled water and boil slowly 3 minutes. Stir down carefully; add ½ cup cold water to settle grounds. Set in a warm place 10 to 15 minutes. Makes 20 cups.

Tested by THE AMERICAN HOME

● barbecue sauces for chicken and beef

MELT butter and add other ingredients. Simmer slowly until onions are tender, or about 25 minutes. Add salt to taste and a dash of cayenne pepper if more sharpness is desired. Makes about 1 quart sauce.

Barbecue sauce for beef

1 quart vinegar
1 quart salad oil
2 cups tomato sauce
½ cup prepared mustard
Combine all ingredients and heat together thoroughly. Makes 2½ quarts.

Recipes submitted by DONALD O'MELVENY
Tested by THE AMERICAN HOME

● barbecue menus

MENU THREE

Barbecued Hamburgers
Toasted Buns
Hearty Summer Salad
Vanilla Ice Cream
Fresh Strawberries
Coffee

MENU FOUR

Barbecued Baked Beans
Cucumber Watercress Sandwiches
Baked Ham Sandwiches
Cole Slaw
Sliced Tomatoes
Assorted Cheeses
Crackers
Fresh Fruit
Coffee

● hearty summer salad

MARINATE beets in French dressing at least 30 minutes. Make cheese balls by blending cheeses with Worcestershire sauce, salt and pepper to taste. Break cauliflower into small pieces, grate tender part of stalks. Combine with green pepper and sweet pickle and add a little French dressing or mayonnaise. Arrange in salad bowl lined with crisp lettuce leaves. Sprinkle cheese balls with finely cut chives. Garnish with onion rings, made by chilling thin slices onion in ice water; celery, also crisped in ice water; and quartered deviled eggs. Pass additional French dressing and mayonnaise. Serves 8.

Tested by THE AMERICAN HOME

"Let's play bridge in here tonight!"



bottom or top of a certain page!) But, back to our kitchen—no, I beg your pardon, it's front to *our* kitchen, for it is at the front of the apartment. This raises more problems than one banished to the darker regions, for floor coverings, curtains, and furniture must harmonize with the living room and hall. Then, too, a front kitchen *must* put its best foot forward, for invariably guests will slip in for a glass of water or something.


To start with, our kitchen was just a square room with one window on the

[Please turn to page 70]

VIOLET ALLEN

OUR entertaining consists almost entirely of steak suppers with bridge afterwards, so we wanted our kitchen to be the most attractive room in the house. And if you don't think a kitchen party is fun, just try one!

Because we had no dining room my husband and I pored over home magazines from back copies in the attic to recent issues looking for ideas to solve our problem. In fact I'm such a constant reader of *THE AMERICAN HOME* you can ask me in what issue a certain article appeared, and I can answer without a minute's hesitation. (My husband says that's not to my credit, for I've pored over them enough to tell whether the article in question is in the right- or left-hand corner at the



Photograph printed on back of recipe

Photograph printed on back of recipe

• cheese rolls

MIX all ingredients together in order given. Spread on split rolls or rye bread slices. Place in moderate oven (350°F.) until the rolls are hot through and the filling is "set" or about 10 minutes. Serve at once. Makes enough to cover about 1½ dozen large rolls or 16 to 18 slices bread.

- 2 cups cottage cheese
- ¼ cup melted butter
- 1 teaspoon salt
- ½ cup sour cream
- 1 teaspoon caraway seeds
- 1 whole egg, beaten
- 1 egg yolk, beaten

• blueberry cup cakes

CREAM shortening, add sugar gradually. Blend well. Add well beaten eggs and vanilla. Stir in milk alternately with flour sifted with baking powder and salt. Mix well. Add blueberries which have been sprinkled with the ¼ cup flour. Turn into muffin tins which have been greased or lined with paper baking cups. Bake in moderately hot oven (375°F.) about 25 minutes. Makes 18 2¾-inch cakes.

- ¾ cup shortening
- 1½ cups sugar
- 2 eggs
- ½ teaspoon vanilla
- 1 cup milk
- 2 cups flour
- 4 teaspoons baking powder
- ½ teaspoon salt
- 1 cup fresh blueberries
- ¼ cup flour, additional

Recipe submitted by MARGUERITE ASHBROOK
Tested by THE AMERICAN HOME

Recipe submitted by FLORENCE FIELD
Tested by THE AMERICAN HOME

SUNDAY ONSLAUGHT

—or of course they're
staying for supper! . . .

ESTHER CHAPMAN ROBB



It's a summer Sunday afternoon at the lake. Dinner dishes done at last, you flop down on the porch swing to do a little "hammock" reading or indulge in forty winks during the warmth of the afternoon. Suddenly gay voices shatter your dream. At the screen door, six (or sixteen) friends and relatives clamor for entrance. You look quickly to see whether they are carrying lunch baskets. Alas, no! They bear no offerings of meat loaf or chocolate cake—those bundles are only towel-wrapped bathing suits.

"Now, Genevieve," they assure you volubly, "don't worry about us! We had a sandwich on the road. We've just come for a swim and we've got to start back early."

While you welcome them with a perfect imitation of a happy hostess, you reflect on how hungry that swim will make them. Of course they're staying for supper! You know it, and they're hoping.

"Oh, Genevieve," some one sighs, "you don't know how lucky you are to have this lovely place at the lake. Just imagine, it's ninety-eight in town."

This is the entering wedge through your defenses. You begin to feel sorry for them. Such a hot day and they have come so far! With a nice cool cottage in the woods, and a nice wet lake to swim in, can you be selfish about your blessings? Even while you are directing your guests where to go to change into bathing suits, you are frantically checking up the possibilities in your provisions. Is there bread enough for at least three dozen sandwiches? Is the peanut butter jar empty? What about lemons for lemonade? Will the milk hold out for the children? Oh, goodness, what under the sun *shall* I get for them? Now the remedy for this jittery state of mind

is to have something ready. "Oh, yes," you jeer, "and work all Saturday to do it! Well, my husband doesn't want me cooped up on his holiday in that two-by-four kitchen with the kerosene stove and the tiny ice-box." Lest this be a reflection on my husband's devotion, let me say hastily, "Nor does he!" Therefore the preparations for Sunday-night supper will have to be simple ones that don't consume too much precious vacation time. It's a too-common custom for the mother (and cook) to shake her head sadly at the end of the summer, and say, "Well, it's been a vacation for every one else but me."

You *can* be ready. Then when you hear the cars driving in and the gay voices hailing you, you'll be glad to see your friends, glad to share with them a bit of your summer at the lake. You'll not only invite them to stay to supper, you'll urge them, beating down every feebly offered excuse. You'll say, "Why, of course, you're going to stay with us! The early evening is the loveliest time of the day. We'll eat on the porch, and watch the sunset across the lake. You can drive home when it's cool and the crowds are off the road. No, really, it isn't a bit of trouble, because I'm all ready for you." This will make you feel like a life-size model of a true lady. For is not hospitality one of the finest of virtues?

The foundation stone of the plan I have worked out over a period of years at the lake, by the trial-and-error method, is: always serve the same menu every Sunday evening. Your friends will come to know that and never look for anything different or fancy. Within the plan there are certain simple ways to vary the items so that they do not become monotonous. My family are more likely to protest if I offer radical changes in the menu;

they seem to prefer what they have learned to expect—which makes things fine for Mother.

The other stones in the building of my plan are these: 1. Something everyone likes, especially young people and children. 2. Something that can be easily prepared on Saturday without throwing Saturday's meals out of kilter. 3. Something easy to serve, so that there will be few dishes to wash. 4. Something fairly elastic so that amounts will stretch.


Do you know the Hindu proverb: "Five were invited—here come nine; water the porridge—all shall dine"? Lest one has to water the porridge, it is a good idea to make ample provision. If there should be too much, it will make Monday easier.

This serving the same menu every Sunday evening is a great relief for the tired, meal-planning brain. You don't have to think and think, and run backward and forward through your recipe cards. Each Saturday you know exactly what you have to do.

HERE it is: First make a large gelatin fruit salad, using one of the easy commercial preparations to which you are accustomed. Make two of them if your mold doesn't seem large enough. If you have a ring mold, either fill the center with mayonnaise, or with cottage cheese and pass the dressing, and garnish the whole ring with lettuce. The fruit used and the color of the gelatin can be varied from week to week, according to what is in season and what your little country store affords. This will limit you somewhat, but there are always bananas to fall back on. They give body to a skimpy salad and extend it wonderfully. It is a good idea to keep on your shelves cans and cans of mixed-fruit salad, peaches, pears, and especially pineapple.


[Please turn to page 69]

Recipe printed on back of photograph



• blueberry cupcakes

Recipe printed on back of photograph



• cheese rolls

WIFE TAKES A HOLIDAY!



Dear Betty

Here are some pictures to show you the good times I'm having this summer. Tharge Bailey snapped them. She and I have been taking off an afternoon or so every week, and really doing the things we like. Yes, and I still do the family meal preparing! But, you see, these days I'm giving them the kind of meals they really enjoy in summer. They're simple, cool meals of salads or sandwiches and cold drinks — with Campbell's Soup for the one hot dish. I've never seen them go for food so eagerly in summer before! And with the hours I've saved I'm having the grandest summer I've spent in

A MEAL THAT SAVES THE DAY!

You can use your own ingenuity in creating many others like it — meals as delicious and refreshing, and as quickly prepared. But always rest assured you'll find a warm welcome for bright nourishing bowls of Campbell's Soup as the one hot dish!

- Campbell's Tomato Soup* (made as cream of tomato)
- Cold cuts with watercress
- Bread and butter sandwiches
- Iced tea
- Sliced peaches

*Made of plump, extra-luscious tomatoes, gently seasoned, and enriched with table butter. Add milk instead of water for a delightful cream of tomato.

Campbell's TOMATO SOUP

Look for the Red-and-White Label



Lucky is the Lady

**WHO CAN SEE HERSELF
AS OTHERS SEE HER!**

LUCKY, too, is the lady who uses Pittsburgh Glass Products to dress up her home! For Pittsburgh Glass transforms a home, gives every room in it a bright, gay beauty . . . an up-to-the-minute charm which will arouse the admiration and envy of all your friends.

Write us . . . now . . . for our new free booklet, "Ways to Improve Your Home with Pittsburgh Glass." It is lavishly illustrated, packed with practical ideas on how to use Pittsburgh Mirrors—Plate Glass—Glass Blocks or Carrara Structural Glass to make your home more modern and more beautiful. Pittsburgh Products are obtainable through any of our numerous branches or distributors. Write for the name of your nearest dealer. Pittsburgh Plate Glass Company, 2171-9 Grant Building, Pittsburgh, Pennsylvania.



GLASS GIVES THIS LIVING ROOM ITS CHARM: Pittsburgh Structural Mirror with distinctive sand-blasted design over a fireplace facing of wine Carrara Glass, PC Glass Block half-partition, and lovely corner window of Pennvernon Window Glass for light and cross-ventilation. Sunshine House, Los Angeles.



ALL DONE WITH MIRRORS! Use them for room beauty—flesh tinted (as shown), blue, green or white. Pittsburgh Mirrors are available at leading stores. Look for this trade-mark. It assures you of the perfect reflection only *Plate Glass* mirrors give.



YOU CAN BE THE LUCKY LADY and have a glorious three-way mirror like this one by Good Housekeeping Studio if you'll just transform your closet doors with full length Pittsburgh Mirrors. Two closets close together with a mirror on each door and a narrow mirror panel between and presto, you have a three-way mirror that pictures you from every angle as you stand before it. A single mirrored closet door near a corner serves just as well if you put a panel of Pittsburgh Mirror on each corner wall.



AT THE NEW YORK WORLD'S FAIR, see this Pittsburgh *All-Glass House*, in *The Town of Tomorrow*. And visit the Pittsburgh Exhibits in the Glass Center Building and the Forward March of America Building. At the Golden Gate International Exposition, see the Pittsburgh Exhibits in the Homes and Gardens Building.

"PITTSBURGH"
Stands for Quality Glass
PITTSBURGH PLATE GLASS COMPANY
PITTSBURGH CORNING CORPORATION

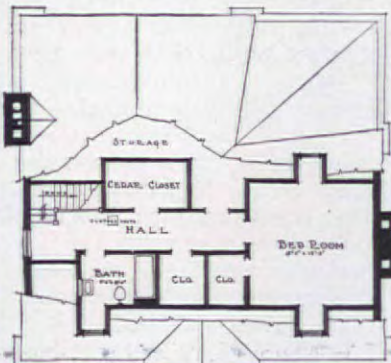


NICHE IN THE WALL OF FAME! Glistening shelves of Polished Plate Glass, backed by brilliant Pittsburgh Mirrors, make this indoor garden a delight. You can have one like it in your home easily and at reasonable cost. (Setting designed by Good Housekeeping Studio.)



Georgian Down South

[Continued from page 39]



ATTIC FLOOR PLAN



BASEMENT PLAN



speaking it suited our purpose admirably, but for construction material we preferred brick. Quite by accident we stumbled upon a little town in Kentucky where there is a brick factory which has been operating for over seventy-five years. It manufactures hand-made brick, sun dried and baked in kilns in the open air. The finished surface was just rough enough, and the colors ran to dull shades of faded rose and brown rather than to the brighter reds. When put together with gray cement it produced the effect for which we had been striving.

Since Cliveden was so much larger than the house we intended to build we had to reduce ours in some way. We left off the four end windows of the front facade

WASHING WINDOWS
USED TO LEAVE ME
FEELING A HUNDRED
YEARS OLD!



NOW I CLEAN WINDOWS
THE EASY WINDEX
WAY...AND FEEL FINE
AFTERWARD!



JUST SPRAY ON WINDEX

No heavy bucket. No wet, sloppy cloths. This amazing new window cleaner sprays on with a press of your finger. Contains nothing to hurt hands or spot woodwork or drapes.



AND WIPE IT OFF

No arm-killing rubbing or polishing. The "miracle-action" of Windex takes away all the dirt when you wipe it off with a clean, dry cloth. No other cleaner is made by the secret Windex formula.



WINDOWS SPARKLE... AND STAY CLEAN LONGER!

That's because Windex—unlike some cleaners—leaves no dirt-catching film! Approved by Good Housekeeping... Windex is thoroughly reliable. So be sure of what you're getting. Insist on genuine Windex at your neighborhood store today!

WINDEX

Ask for it at the
NEW LOW PRICE!



**NEW 20-OUNCE ECONOMY
SIZE REFILL BOTTLE**

refills your Sprayer Bottle more than
3 times... at $\frac{1}{2}$ less cost per ounce.
Makes Windex even more economical.



Copyright 1939, The Drackett Co.

wished to incorporate in our home. The fact that the finished product turned out exactly as we wished, we attribute to this procedure.

As our model we chose "Cliveden," a historic house in Germantown, Pennsylvania, which was built by Chief Justice Chew in 1761. A square structure of dressed stone, architecturally

NO MORE HURRY-CALLS FOR HENRY!



1. Baffled by a flooded sink and stopped-up drain, Mrs. Henry Lent puts in a hurry-call for Mr. Lent.



2. Mr. Lent arrives with a can of Drano. Pouring Drano down the drain, he explains to Mrs. Lent:



3. Drano quickly clears clogged drains! Digs out grease, grounds, and stoppage. And in the future...



4. If she'll use a teaspoonful of Drano every night, she needn't be bothered by clogged drains!

Copy, 1939, The Drackett Co.

P. 5. After the dishes—use a teaspoonful of Drano—to guard against clogged drains. Never over 25¢ at grocery, drug, hardware stores.

Drano

CLEANS CLOGGED DRAINS



USE DRANO DAILY
TO KEEP
DRAINS CLEAN



One-Spot Flea Killer
Kills
Lice
Ants
Fleas
Aphids
Bedbugs
Crab Lice
Potato Bugs
Cabbage Worms
Mex. Bean Beetles
At Your Drug Store

Easy Way to EARN MONEY
Show friends beautiful Christmas Folders with sender's name—50 for \$1. Also "America's Favorite" 21-card Christmas Assortment for \$1. You make 50¢. Nine other assortments of Christmas Cards, Gift Wrappings, Everyday Cards. All fast sellers. Free Samples. Get FREE samples—write today. Mention if also interested in selling fine, moderate priced DeLuxe Personal Christmas Cards.
WETMORE & SUGDEN, INC.
749 Monroe Avenue Dept. 338 Rochester, N. Y.

Sell 50 PERSONAL Christmas Cards WITH NAME \$1
Christmas Cards
WITH NAME
\$1

• NEW YORK SCHOOL OF • • INTERIOR DECORATION • FOUR MONTHS PRACTICAL TRAINING COURSE

Day or Evening Sessions
Start October 4th

Period and Modern styles, color schemes, draperies, all fundamentals. Faculty of leading decorators. Also longer courses giving complete vocational training.
For Day Course, send for catalog 12 R.
For Evening Course, send for catalog 12 E.

Home Study Course
Starts at Once

Same training for those who cannot come to New York. Practical, simple, intensely interesting. Requires but a few hours weekly in your spare time. No previous training necessary. For Home Study Course information, send for catalog 12 C.

515 Madison Avenue • Established 1916 • New York City

The HIDDEN SAFEGUARD... that makes Beautiful Windows TRULY MODERN!



Do you want windows that are really modern—really up-to-date? Then—equip them with weatherstrips made of Metalane®. The bright, silvery appearance of Metalane® lasts as long as the house itself. For Metalane® will never turn black, never oxidize, never corrode, never tarnish, never stain paint, woodwork or stone. Even from salt atmosphere or sulphurous gases! You can have Metalane® Weatherstrip applied to the windows and doors of your present home or get factory assembled windows fitted with Metalane® at the mill. Write for name of dealer nearest you. Monarch Metal Weatherstrip Corp., 6338 Etzel Ave., St. Louis.

Monarch METALANE® WEATHERSTRIP

MFG. ONLY BY MONARCH METAL WEATHERSTRIP CORP. - ST. LOUIS
REGISTERED U. S. AND CAN. PAT. OFF.

LASTS AS LONG AS THE HOUSE—
SAVES YOU MONEY EVERY YEAR

and copied the central portion with several minor exceptions. We omitted the dentil cornice under the roof and the pediment over the main entrance. On either side we placed two lamps which we had picked up for the small sum of fifty cents. These were taken from an old discarded hearse and were in a deplorable condition, but we sent them away to be fixed and wired, and the result was well worth our efforts.

On the interior we tried to carry out the spirit of the original Georgian homes. Of course, we wanted all the modern conveniences within our reach, but these we determined should never be allowed to interfere with the beauty of line or correct proportions. Throughout the whole house we made our floors of red and white quartered oak planks in random lengths and widths and pegged together with walnut pegs. We stained them a rich brown then shellacked and waxed them.

The woodwork on the entire first floor, with the exception of the painted kitchen and pantry, is of knotty white pine. It was rubbed with a filler containing a small amount of white lead; then this was immediately wiped away and the whole surface waxed. It resembles natural wood which has been allowed to weather.

IN the study we used boards of irregular size on the walls as well as on the floors. Across one whole side are bookshelves with cupboards underneath. In one of them we have built our radio, in the other there are large drawers for portfolios of etchings. We had been collecting fixtures for some time and on either side of the window facing the street we placed two wrought-iron sconces that had been taken from a similar pine room in England built about the same period as Cliveden. We left them in their natural state of partial rust, had them wired and fastened to the wall. We used small, antique Oriental rugs in tones of dull red, tan, and faded blue here as well as in the hall. We dispensed with glass curtains and substituted full-length draperies on all first-floor windows. In the study we used a rough woolen material like monk's cloth. The dominant color was tan with threads of dull green and red. The chairs were upholstered in natural linen with crewel embroidery in gay colors and we re-covered the day-bed in a simple material of dull green and tan. All the furniture in this room is of cherry and maple. The whole atmosphere is informal.

After due consultation with our decorators we chose for our hall a French paper copied from the original Directoire pattern. It is called "Bon Bier" and is a design of almond green on a cream back-

ground. We decided to "antique" it by the application of sizing and varnish and the tone became much darker and was greatly improved. The walnut Belter chairs are upholstered in bottle-green material with bunches of roses as the woven-in pattern. With a matching marble-top table and a tiny French spinning wheel the effect is very pleasing.


SINCE the living room opened into the hall we wanted to continue the same color scheme. We chose a carpet of reseda green with a conventional pattern in a darker tone. In order to avoid monotony we covered the large Victorian armchairs and stools in maroon brocade. On one wing-chair we used a brown sateen of the same tone as the background of the draperies. These were of hand-blocked linen with an overall design in colors of rose, blue, and green. The couch and Louis XIII armchair were also covered in gold and green materials and the lamps on either side of the sofa are of red Bohemian glass.

The old French sconces of ormolu and Waterford glass on either side of the mantel were taken from a New Orleans residence of the Napoleonic period. They go well with the clock set of alabaster and ormolu. The four bookcases are part of the Georgian paneling and lend color and charm to the whole room.

Our hobby is collecting etchings and we have had all of ours mounted on mats of uniform size. The frames are so constructed that the backs can be removed. Thus we are able to change the pictures on our walls very easily from time to time.

THE dining room presented a more difficult decorating problem than the rest of the house, for we had to use a Chinese rug of navy blue with a border of a lighter blue shade and an overall pattern of tan flowers. Obviously we had to get a wallpaper that would carry out these tones without clashing with them. We found an old blue paper by luck with baskets of flowers in dull gold and faint traces of black and orange. We painted the inside of the corner cupboards the same shade of blue as the walls, finished the shelves to match the woodwork, and hung Audubon prints of birds and small animals on the walls.

A chandelier of Venetian glass lights this room. It is a replica (on a much smaller scale) of that used in the Crystal Palace in 1850. We felt that a reproduction was better than an antique in this case since it was hollow instead of solid, allowing the electric wires to pass inside instead of outside. The dining room furniture of mahogany blends well with the curtains of old gold satin damask.



The built-in cupboard is painted blue-green, lined with Chinese red

Down in Maine


[Continued from page 33]

fieldstone fireplace dominates one wall. Sheathing was removed from the ceiling and the beams left exposed. Spaces between were paneled to improve both appearance and insulation. For a unique ceiling molding, the owners put up rope about an inch in diameter, and painted it vermilion. There is a new stairway at one end.

Victorian love seats, one on each side of the fireplace, establish a carefree mood. These are upholstered in vermilion corduroy accented by an oyster white silk gimp. The chairs and sofa are upholstered in cool blue-greens and white, while large hooked rugs repeat the blue-green note. A cabinet organ lends a quaint touch to this charming picture.

The dining room, originally a tack room, has seven windows commanding a view of ocean and woods. Its walls are painted blue-green directly on the original sheathing. For architectural interest and storage purposes, a cupboard was built in and its interior painted a Chinese red. White Venetian blinds, white floor-length draperies piped in red, and a Chinese red tole ceiling lamp complete the color scheme. The old dining table and chairs are cherry, stripped to the original wood and given an oil finish. Two graceful Victorian whatnots, displaying silver, are silhouetted effectively against the windows.

Upstairs there are six sheathed bedrooms, two baths, a lavatory.



Vermilion, blue-green, and off-white are the living room colors

Something needs to be done about STANDARDS OF CLEANLINESS



ALL too often, standards of cleanliness are taken for granted. Doctors know this from experience. And every careful mother wants to guard against it. She wants to be sure that her child learns, very early, the importance of a suitable bathroom tissue.

Ordinary tissues may be too stiff, harsh and lacking in absorbent qualities to help your child in developing the fastidious habits you want her to have.

That is why Luxury Texture is so reassuring to mothers. Extra soft, extra absorbent, it cleanses gently, immaculately.

Teach your child to depend on Luxury Texture! Scott Paper Co., Chester, Pa., also makers of Waldorf Tissue and ScotTowels for home use.



Copyright, 1939, Scott Paper Company

YOU NEED THE
GREATER SOFTNESS
AND GREATER
ABSORBENCY
OF

Luxury Texture





SURPRISE

him with extra-tasty
summer meals
—quick and easy to fix

● Listless summer appetites need savory, flavorful dishes to tempt them. But don't spend long hot hours in the kitchen cooking! Save work with Franco-American Spaghetti. Serve it as main dish, side dish or combined with other foods. Give it to the youngsters for lunch. It's a wonderful energy-builder. And how everybody loves its tasty, tangy cheese-and-tomato sauce made the chef's way with eleven different ingredients. Only 10c a can—order today.



Hash Deluxe

Use your regular hash recipe but add Franco-American Spaghetti to chopped meat instead of potatoes. The sauce gives a wonderful flavor.

Jiffy Dinner Plate

Make nests of hot Franco-American Spaghetti. Fill with cooked peas and top with strips of crisp bacon.

Sunday Night Supper

Bring on a platter of cold cuts and a big dish of piping hot Franco-American Spaghetti and watch it disappear. Another time, serve poached eggs in spaghetti nests.

Franco-American SPAGHETTI

MADE BY THE MAKERS OF CAMPBELL'S SOUPS

Send for FREE Recipe Book

CAMPBELL SOUP COMPANY, Dept. 128
Camden, New Jersey. Please send me your free recipe book: "30 Tempting Spaghetti Meals."

Name (print) _____
Address _____
City _____ State _____


All schedules to the winds

[Continued from page 9]

What child does not love a barn, with its great lofts of fragrant hay? And what boy wouldn't like the daily trips to the pasture for the cows—down the long, dusty road in the late afternoon with the prospect of a swim in the pond before supper when the cows are safely in the barn? Then there is the fascination of the evening milking and separating to watch. The old black horse, some new little kittens, a variety of dogs, a wobbly brown and white calf, and lots of absurd, long-legged chickens are always fun. There are the eggs to gather each morning with the prospect of the big dish of scrambled eggs which Mother is sure to make later in the day. There are the jolly trips to the hay field, bouncing around in the back of the empty truck, and wearisome but thrilling rides home again after several hours of raking and pitching in the hot hay field with the men, sitting proudly and hilariously atop a great load of slippery, warm, sweet-smelling hay.

Then there are the wild-flowers to pick and specimens of ferns and mosses to collect; there are birds and insects to study and a brook where little boys love to fish for trout. There are the daily swims in the pond; and after the children have learned to swim and to handle their oars, there are the rowboats and the races with their model sailboats, and the adventurous trips around the edge of the lake, hunting for turtles and frogs, which are always in great demand as bait by the more seasoned fishermen.

The "red letter days" are, of course, the cherished week ends when Dad joins us and the gala two weeks when he spends his vacation with us. Then come hikes



TAKING A WEIGHT OFF YOUR MIND



Weights that jam—sash cords that break, what an everlasting nuisance some windows are! They stick so you can't raise 'em. They loosen up and rattle. You waste time and temper—much heat loss can be traced to them. Curtis developed the *Silentite Window* to stop all these troubles!

Aside from needing repairs, most old-fashioned windows are drafty. Now, cold drafts do not endanger health and run up heating bills. For *Silentite* is "insulated" with Metalane weather-stripping built into the sash at the factory!

Ever see a *Silentite*? Look at some new homes, or talk to your Curtis Dealer. You'll find a window such as you never saw before! It's wood! For wood is a great non-conductor of heat and cold. And it has proved itself as a satisfactory material for windows! Revolutionary construction allows *Silentite* to slide up and down smoothly regardless of the weather. Gone are troublesome weights, cords and pulleys. There are no binding, rattling windows in homes equipped with *Silentite*!

Their cost? Even less than ordinary windows when you figure the saving you'll make in fuel—as much as 20% according to owners. Why not prevent waste of fuel and be sure of better health by installing *Silentite Windows* in your home, whether you are building or remodeling?

Note the slim graceful lines of
Silentite Windows



THE CURTIS SILENTITE "INSULATED" WINDOW

There's only one *Silentite* and only Curtis makes it!



For permanent satisfaction, *Silentite* is the window for you. Curtis Woodwork is sold by reliable dealers everywhere. If you live in Canada, write to EDWARDS CURTIS LTD., 991 Somerset Street West, Ottawa, Canada.

CURTIS COMPANIES SERVICE BUREAU
Dept. AH-8, Clinton, Iowa
Please tell me about *Silentite Windows*.

Name _____
Address _____
City _____ State _____

and breathless climbs up the hill, laden down with cameras and spy-glasses and pails to hold the blueberries, raspberries, and wild strawberries which grow in profusion at the summit. There are the Saturday trips to the General Store, eight miles away, and the excitement of waiting on ourselves and buying everything from jam to adhesive tape. Then come suppers cooked over the outdoor fireplace with the savory odor of frying bacon and the thin blue smoke from the boys' own fire rising up into the glow of the sunset sky. And, of course, once every summer, when we all feel sufficiently toughened and energetic, we climb "the mountain."

Now and then come the inevitable rainy days, when games and crayons are the order of the day, with a great scurrying around after wood for the fireplace and frequent requests for the corn-popper and more marshmallows to toast. Toward the end of the day, when the downpour has abated, there is a scramble into rubbers and slickers and everyone takes a walk down the muddy path, under the dripping boughs of tall trees, to the farmhouse to collect the mail and perhaps to stay for a game of Ping-pong in the shed. Sometimes, there are awe-inspiring thunder-storms, while the children gradually overcome their fears and become fascinated by the marvelous spectacle.

At the close of each day, come the cool, refreshing nights out on the screened sleeping-porch, rain or shine, tucked under an astonishing number of blankets, with no alarm clock to rout us out of bed in the morning except the distant roosters and hundreds of birds in the pine trees surrounding our cabin. Out here, we need no electric fans to create artificial breezes for hot, tired brows; only whispering winds, coming down from cool mountain tops through miles of green forests to fan our faces as we sleep. And is there any lovelier feeling than that of a gentle night breeze blowing across your face as you go to sleep? Out here it seems easy and natural for the children to say their prayers, for they can look up from their beds and see the stars shining down upon them through the dark branches of the trees, and God seems very near.

But, you say, how does Mother fare on this vacation in a log cabin, alone with the children except for week ends? It must be so lonely and so inconvenient! Frankly, it is lonely at times, and it is inconvenient, but there is luxury in that very inconvenience and discipline in the loneliness.

In the first place, the children understand that they all have a share in giving Mother the right kind of vacation. They have definite tasks to help make things

Take a Real Vacation from Worry



If you want complete relaxation—an all-year vacation from worry about fires in your home, or burglars, or law suits from persons injured on your property—an Employers' Group Agent can help you.



Completely Planned for You

An Employers' Group Agent makes a complete analysis of all your insurance needs and studies your present policies. Then he outlines a new full protection plan for your home which you can buy economically. After that, your worries are over. The agent handles your policies, checks your renewals and follows through on your claims. You take it easy.



This Shows What Can Be Done

Our free booklet "Insurance for the Home" will bring you up to date on all the modern insurance policies for homes. It tells what services you should get from agents. Shows how to get the best insurance at the lowest cost. Send coupon for your copy.



THE EMPLOYERS' GROUP

110 Milk St., Boston, Mass.

Gentlemen: Send me without obligation your booklet, "Insurance for the Home"

Name.....

Address.....

run smoothly, to keep them in the habit of helpfulness and to teach them to assume responsibility. The boys bring up the milk from the farm and a big pitcher of cold drinking water from the spring before breakfast. They make their own beds each morning before they start out to play, and if the sky looks threatening, they collect kindling wood for the fireplace. Our little five-year-old girl does her part by setting the table, helping to sweep the porch with her own small broom, and picking funny, straggly bouquets of wild flowers to adorn our dining table. None of these duties is arduous enough to spoil the day's fun, yet they all help to give Mother the leisure she needs.

Inconvenient? Yes. No magic button to flood the room with light at a mere touch; only the mellow light from oil lamps which must be filled each day. No toaster to make crisp, golden-brown toast while the coffee percolates; but delicious, striped, slightly burned slices, made slowly over a flame on the oil-stove, or, on cool mornings, on a steak-broiler over the fireplace fire.


We don't need a vacuum cleaner to whirr and shriek as it removes dust from rugs and upholstered furniture because we have no rugs, no upholstered furniture, and no dust! Our only indispensable house-cleaning implements are a broom and a dishpan. Because we use oilcloth and paper napkins instead of table linens, we don't ever think of a washing machine. Our "family wash" is done in a round, shiny tin tub set on a sunny rock with the blue sky overhead and soft pine needles under foot; and we often think of the peasants in far-off lands who go down to the river and scrub their clothes on a rock by its banks.

No shower-bath and scented bath-salts, but a scramble into bathing-suits for a swim in the lake, whenever the spirit moves.

But, you say, you are so out of touch with the world. Yes! There is no newspaper thrown on the doormat each morning. We get the world news three times a week, when the General Store sends over a paper with our groceries. No radio, but instead our music: the dulcet songs of countless birds, the homely and often humorous sounds from the nearby farmyard, and the occasional "song-fests" as we row back across the pond after an outdoor supper, or as we sit around a campfire and watch the moon rise from behind the hills.

No movies. Our only photo-plays are the ever-changing panorama of clouds and mountains, of the blue-green waters of a quiet pond, of sunsets and stars and moon and storms, with no tall buildings to obstruct the view

FOUR WALLS AND A ROOF



What Do They Promise You?

The fruition of your dreams and savings—a home pleasing to look at and comfortable to live in. Roof and side-walls of genuine Cedar Shingles promise you very definitely the following advantages:

★ ★ ★ ★

PROTECTION Red Cedar Shingles are a natural product made from the most protective of all woods—RED CEDAR. The U. S. Forestry Service describes this wood as follows: "Great durability under all sorts of exposure is its most important commercial quality." Certigrade Cedar Shingles are light in weight but capable of resisting the highest wind and heaviest hailstones. They give maximum protection from the weather.

★ ★ ★ ★

INSULATION Insulation is the blocking off of heat or cold transmission. Genuine Cedar Shingles show a high degree of natural insulation and freedom from condensation troubles—an important feature when air-conditioning equipment is installed.

★ ★ ★ ★

APPEARANCE Red Cedar Shingles are the most flexible of all roof and side-wall materials. They fit the majority of home designs and blend harmoniously with the surrounding shrubs, flowers and gardens. When stained or painted the soft wood of the Cedar mellows the colors and the thick butts create beautiful shadow lines.

★ ★ ★ ★

SERVICE Red Cedar Shingles are impregnated with their own natural preservative oil which gives them an amazing length of life and resistance to weather. Wood shingles are the only roofing material that actually adds to the strength of the roof. All other roofing materials impose a dead load with no compensating increase in strength. Many instances are on record where Red Cedar Shingles have given good service for 75 years.

For further particulars consult your architect, contractor or lumber dealer or write Red Cedar Shingle Bureau, Seattle, Wash., or Vancouver, B. C., Canada.

FOR GUARANTEED GRADES AND QUALITY, SPECIFY—

CERTIGRADE

Red Cedar Shingles


Certigrades pass official inspection for grade and quality



Sold only by established lumber dealers



When Sickness Strikes



Keep sick room clean
with "Lysol" disinfectant

Help fight the risk of Infection with Hygienic Cleanliness!

WHEN there is sickness about, be sure to follow the example and the advice of so many doctors, nurses and hospitals. Disinfect and deodorize as you clean—with "Lysol". Hygienic cleanliness is one of the important precautions to help prevent the spread of Infection.

"Lysol" should be used in proper solution for cleaning the whole house, but especially the patient's

surroundings; and for washing hands before and after entering sick room or handling the things used by the patient. "Lysol" should also be used in cleaning sick room equipment, and in the laundry.

Don't wait for an emergency!
Be prepared . . . with "Lysol"!

Lysol
Disinfectant

1889—1939
50th ANNIVERSARY



How to keep your Home Hygienically Clean



IN THE BATHROOM
wash floor, tiling, tubs, toilet, wash basin, daily with a "Lysol" solution to disinfect and deodorize, as you clean.



IN THE KITCHEN
use "Lysol" in cleaning sink, drainboards, shelves, etc., and rinse garbage pail daily with a solution of "Lysol."



IN THE LAUNDRY
Especially during sickness, clean washing machine, wringer, etc., and soak laundry overnight with a "Lysol" solution.



IN MEDICINE CABINET
Cleanse all minor injuries (scratches, bruises, etc.) with an antiseptic "Lysol" solution. Directions on every bottle.

GUIDANCE FOR WIVES AND MOTHERS
LEHN & FINK PRODUCTS CORP., Dept. A. H.-908
Bloomfield, N. J., U. S. A.

Send book "Lysol vs. Germs," with facts about feminine hygiene and other uses of "Lysol."

Name _____
Street _____
City _____ State _____
Copyright 1939 by Lehn & Fink Products Corp.

and no usher necessary to show us to our seats. No friends dropping in for bridge, but long, quiet evenings spent with books and magazines, a game or two of Monopoly with the whole family. No frequent interruptions by the doorbell or lengthy conversations on the telephone, but letters written to and received from those we love. And, by the way, there can be great joy in letter writing. It makes you see a person with a new perspective; glimpse his personality as a whole, as you seldom do in brief and casual conversation. It is a great safety valve, too, for it is an opportunity to express yourself, to bring to the surface many half-formed ideas and thoughts which the embarrassment of face-to-face contact stifles. And, in addition to letter-writing, Mother has the time at last to day-dream, get out the typewriter and try her hand at writing a poem or story which she has secretly longed to do for ten crowded months.

This, then, is our vacation: simple, wholesome, devoid of any artificial thrills or strenuous social life. But it holds beauty, relaxation, and a complete change from our usual way of living which makes the return to our accustomed ways and conveniences a joy by way of contrast. And we certainly call that LUXURY.

Adobe and mahogany on the Arizona desert

[Continued from page 36]

and drive in from the side street. This made it possible to go directly into the service porch from the garage itself.

The next thing to decide upon was the style of architecture. My husband wanted Monterey and I wanted Indian Pueblo. (Mother gasped at this for her house is a lovely Cape Cod Colonial.) I finally won out and my reasons were these: Colonial is fine for the East where the setting is perfect; Monterey is new and charming, but there are already a great many Monterey houses in this town and I wanted something different that no one else had. And this style is really typical of the Southwest. Our builder had constructed Indian and Mexican type homes for a period of ten years in Taos and Albuquerque and really knew the style right from A to Z.

The house was finished and we moved into it last May. It is sixty feet across the front and built of adobe bricks; they were left in their natural color and treated with Rezene to make them waterproof (why this was needed I still don't know for the

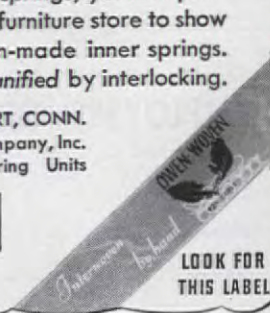


After a restful night!

Meet each new day fully refreshed—alert—eager for work and play. Help nature to make you alive and carefree by sleeping fully relaxed and restfully on a mattress built around a genuine Owen-Woven Inner Spring. It's truly luxurious to sleep on the downy softness of hand-woven, interlocked springs, yet that privilege is not costly. Ask your department or furniture store to show you a mattress built around these custom-made inner springs. Learn the advantages of springs that are unified by interlocking.

OWEN SILENT SPRING COMPANY, Inc., BRIDGEPORT, CONN.
Associate Company of American Chain & Cable Company, Inc.
Also manufacturers of famous Dr. Mattison Spring Units

**OWEN-WOVEN
INNER SPRINGS**



oldest house in the United States is an adobe in Santa Fe). The beams on the outside are cedar as is the *remada* (front porch). The lintels are redwood stained with English creosote which makes them a deep brown. The Indian bake-oven is a practical feature as well as a picturesque one. The windows are steel sash painted adobe color. The front door is treated to give an aged effect. On one of the *remada* beams an old olla and some Indian corn are hung. At the side of the front door I have a string of chili peppers and on the floor of the porch is a *matate*. The shrubs across the front are desert plants—cactus, ocotillo, century plants, Spanish bayonet, a mesquite, palo verde tree, a bird of paradise (for the brilliant colors), a cedar, and a couple of Australian pines. In the back yard we planted eucalyptus trees, a sour orange, a grapefruit, two ash trees, zinnias, Mexican sunflowers, lantana, and a Japanese privet hedge to hide the clothes line.

Now for the inside of the house. **LIVING ROOM:** Spanish white walls, an Indian corner fireplace, adobe color cement floors—to look like the earthen ones of the Indians, and they don't show dust. The ceiling is made of beams and knotty pine boards all stained with creosote. This is the finish

and termite proofing all in one. The furniture is Monterey and we have Navajo rugs on the floor. We have no draperies here but we do have Venetian blinds, white to match the walls. (Who ever heard of an Indian with Venetian blinds—and who cares?)

DINING ROOM: We had a problem here trying to make French doors look Indian. We solved it by including a wood panel at the base of the doors, carved with an Indian lightning design to match the lighting fixtures which were specially made. The light switches throughout the house were hand hammered by a Navajo woman into a thunderbird design. The entrance to the dining room from the living room has a tiered partition on one side. On the wall we have a hand-blocked linen print—a Mexican scene. The furniture is antique white Monterey.

The **KITCHEN** is my special pride. I wanted it to be modern and yet also be a cozy, comfortable room, somewhat Indian in style. Since it is on the north side I wanted it to look warm, so walls and Venetian blinds are pale yellow. The woodwork has a Monterey finish (it doesn't show the baby's fingerprints!) and the inside of the cupboards are turquoise-blue with adjustable shelves. The long monastery table is of Philippine mahogany, matching the drainboard. We had the



Hello, Barbara. Feeling better this morning?

Much better, thank you. But how did you know I was sick?

Why your Mother used me to call up Dr. Warren last night when she found you had a temperature.

O-o-h. I wondered how he got here so quickly.

And then she telephoned the drug store to send over the medicine, he wanted you to take.

My! You're a pretty handy thing to have around here, I guess.

You bet I am, Barbara. Telephone service is one of the handiest, friendliest things any home can have. And one of the cheapest too.



BELL TELEPHONE SYSTEM

The Bell System cordially invites you to visit its exhibits at the New York World's Fair and the Golden Gate International Exposition, San Francisco.



**THIS \$5.50 SALAD SET
ONLY \$3.00**

Big, 13-inch solid maple bowl
with fork and spoon
all in Whitney Maple finish.
The supply is limited


WHEREVER furniture is sold the **WHITNEY** Maple finish is known as the standard by which fine furniture is judged. Its mellow color and satin-like smoothness distinguish **WHITNEY** solid maple furniture as clearly as does the name ***WHITNEY*** branded into every piece. See the finish yourself in this complete salad set which you can get from your **WHITNEY** dealer or by using the attached coupon.

WHITNEY Maple

W. F. WHITNEY COMPANY, INC.
South Ashburnham, Mass.

I enclose \$3.00 for salad set; with the new Whitney Maple booklet. (Booklet alone, 10 cents). No stamps accepted.

NAME _____
ADDRESS _____
CITY _____ STATE _____



Now LESS MONEY BUYS MORE MILES

in the world's favorite tire!

RIGHT here's the tire bargain you've been waiting for: Goodyear's new improved 1939 "G-3" All-Weather*—for years the world's most popular tire — at a lower price!

You know the "G-3's" reputation for long wear—non-skid safety—trouble-free service. Now it's stepped up in all three ways.

It is built with new low stretch Supertwist* cord in every ply—a stronger, more durable cord that gives it far greater

bruise and blowout resistance.

And new engineering puts more of these tougher cords in every inch of ply, making a firmer, more compact tire—a sturdier tire that in tests alongside last year's great model delivered *much longer mileage!*

Yet it costs you less, thanks to tremendous volume. See this new "G-3" at your Goodyear dealer's—you'll be as delighted with its new high quality as you are with its lower price!



A Centennial Product of
The Greatest Name
in Rubber

*Trade-marks of The Goodyear
Tire & Rubber Company.



The New 1939 "G-3" All-Weather

—better in every way!

LONG NON-SKID MILEAGE
—flat, thick tread—wide riding ribs—more rubber on the road.

QUICK STOPPING AND STARTING—deep non-skid blocks in the center of the tread—heavy shoulder blocks provide grip on curves.

SAFETY PROTECTION—sidewall prisms to protect against curb scuffing—low stretch Supertwist cord provides blowout protection in every ply.

SMART APPEARANCE—prismed sidewalls—wide, etched decorative stripe.

THE GREATEST NAME IN RUBBER

GOODYEAR

MORE PEOPLE RIDE ON GOODYEAR TIRES THAN ON ANY OTHER KIND

legs taken off the refrigerator and it is set up high on a platform (no stooping) and beneath it we have a cupboard for fruits and vegetables. A tray slot, a cupboard where I hang up my pots and pans on nails, a milk receptacle, a ventilating fan, and marbled linoleum with a blue border stripe are additional pleasant features.

Most people have the sink and drainboard under the windows. I didn't want this arrangement because I wanted to eat breakfast in the kitchen and be able to look out the windows; so our sink is at the back with a mirror and lumiline light over it and if I want to look out while I'm at the sink I can see the reflections very clearly in the mirror.

The hall ceiling is plastered and furred down to conceal the furnace pipes and has recessed lighting fixtures. In one corner of the hall there is a built-in space for the telephone with two shelves for phone book, pencil, note pad, and ash tray.

The FURNACE ROOM is centrally located with an automatic hot water heater and a natural gas furnace. The same pipes and ducts can be used for a cooling system which we will put in later.

BABY'S ROOM: The baby has the front bedroom with nursery furniture. His closet pole is low so that he will be able to hang up his own clothes—we hope. The linen closet opens into the hall. There is a tiny door on the bathroom side opposite the bathtowel shelf so we can get clean towels without going out into the hall.

BATHROOM: It is all white and modern. We couldn't make it Indian because they didn't have Indian bathroom fixtures, so I matched it with the bedroom. There is a door to the bathroom from the hall and one from the bedroom. On each side of the lavatory is a little cabinet with white tile top. The medicine cabinet has wing mirrors so that I can see the back of my head. The towel bars are chromium to match the fixture trimmings. The shower curtain is turquoise-blue. The linoleum is marbled white and black with a black feature stripe in sharp contrast.

MASTER BEDROOM: It is entirely modern. The walls are pale coral, the ceiling is white. White furniture is trimmed in deep coral and silver with plate glass on top of the vanity, chest, and nightstand. The light fixtures are chromium in modern design. The windows are high so that the twin beds go under them, and the beds are placed together to look like one big bed. Draperies and bedspreads match and the carpet is an all-over frieze broadloom in a deep coral tone. We both have our own closets with shoe holders and built-in hat shelves. My closet has a full-length mirror and my

husband's closet has built-in shelves for his underwear, socks, shirts, handkerchiefs, and pajamas. He has a tie rack on the inside of his door. I might add here that every closet in our house has a light in it.

SLEEPING PORCH: It is screened from the roof to the floor. We have twin beds and use it the year 'round. When it rains we pull up our brown waterproof canvas bedspreads and sleep serenely on. The bedspreads were less expensive than flaps and much more attractive. There is a screen door leading out into the back yard so that I can go out for my sunbaths. There are two laundry trays on the service porch and a built-in iron holder. There is a shelf over the trays for soap chips, bleach, starch, bluing, etc. We allowed plenty of room to walk around the washing machine and provided a closet on the service porch for Mr. Clark's fishing clothes (which I do not want brought into the rest of the house). The maid's room and bath have Monterey furniture. The sewing machine is here also. The adjoining bath is all white and has a shower, toilet, and lavatory. This room is really very charming and could be used as a guest room.

Now to tell you about the things to which we are still looking forward. An adobe wall completely enclosing the back yard with an Indian barbecue oven in one corner, a flagstone terrace outside the French doors in the dining room for eating outside in summer, and a water softener (our house is piped so that it can be installed by simply putting the tank outside.) The Indian ladder for the front of the house has not been made yet but will be as soon as the builder is able to get some of the necessary long cedar poles.

Cozy Colonial in Alabama


[Continued from page 44]

note of the entire interior is unaffected, reserved simplicity.

The garden has been adroitly planned for a steep lot. By placing the terrace of flagstone half a flight below the living area and edging it with long boxes of red begonia, one attractive level is blocked off. Below it, at one side, is an informal pool with cattails on the up-hill side. Below the terrace, flower beds descend in steps to the foot of the lot so that, when viewed from below, they stand out against the background of house, fence, and terrace wall. It is an excellent example of the treatment of a sloping surface by use to best advantage of carefully planned levels and angles.

THE AMERICAN HOME, AUGUST, 1939


Going places this summer? Take all your big hats . . . there's finally a luggage-locker large enough! De Luxe Ford Tudor in soft gray that doesn't show the dust.



It looks like a million . . . costs quite a little less! Convertible Sedan in distinctive colors, with leather-covered seats and tan-gray or black top.



Drive to any smart resort in this De Luxe Coupe. And *what* a vacation car it is! One luggage-compartment for sports equipment, another for bags.



"Most of the time, I'm a rider . . . not a driver. I have plenty of chance to sit and look around!

And I'm always conscious of a new fashion-point in upholstery or fittings. Well, I've just had a ride in a De Luxe Ford . . . and of all the *de luxe surprises!* Just open the door and look in, and you'll see what I mean."

* * *

Surprise Number One is the new interior space. The Ford, outside, looks long and low and flowing. But inside, well, it's high, wide and

handsome! Six persons can ride here and tuck in a couple of youngsters, besides. The new Ford is a big Ford . . .

impressive and important-looking.

Then, the seats are deep, velvety-soft, with flexible roll-edges. The upholstery is the kind you want to *stroke*. The arm-rests in the rear compartment and the little ash trays are placed just right. And you face an instrument panel that's as smart and tasteful as a well-appointed table. Nothing "flash" or over-trimmed any place in this car.


There are driving advantages too. A "stabilized," straight, level ride . . . easy steering and smooth stopping on extra-big hydraulic brakes. You'll like the "feel" of 8-cylinder power and the silence of this car that comes from scientific soundproofing. In short, here's a perfect honey of an automobile — and the "sweetest" part of the story is the low price!



De Luxe FORD V-8




As young as you feel is this Convertible Coupe. The top, folded down here, is shiny black with red piping!



It looks like a fine town car . . . and fits into suburban life. De Luxe Fordor Sedan in a blue you'll never grow tired of.



The Ford De Luxe Black is a handsome baked enamel finish. Dress up this car for summer with colorful slip-covers.



Salmon Salad Ring*

and all this good eating
for what an ordinary
meal costs

Men simply devour this zesty salmon entree! Yet it's an amazing money-saver . . . so thrifty you can buy a grand, *nutritionally-balanced* dinner without boosting your budget.

And is Salmon Salad Ring itself good for you! The main job of an entree is to supply *protein* . . . the food element that's essential for the repair of body tissues. Canned Salmon gives you *more* protein than almost any other commonly served food. Plus all the other important nutritive values described in the panel below.

You'll want to surprise your family with Salmon Salad Ring real soon. So next trip to your food store, take advantage of the special Canned Salmon prices now being featured—and stock up! For **FREE** booklet of 43 tested Canned Salmon recipes, plus menu ideas, write Canned Salmon Industry, Department K-11, 1440 Exchange Building, Seattle, Washington.


* SALMON SALAD RING CANNED SALMON *tested recipe*


2 tbsps. gelatin
½ cup cold water
1 cup hot milk
1 lb. cottage cheese
¾ cup Roquefort cheese,
optional
¾ tsp. salt
1 cup cream, whipped
4 cups (2 lbs.)
Canned Salmon


Soak gelatin in cold water, add to hot milk and stir until dissolved. Cream cottage cheese (and Roquefort if used) until smooth, add salt and cooled gelatin mixture. Chill until it begins to stiffen, then fold in


whipped cream. Place slices of stuffed olives on bottom of 8-inch ring mold, and link together with small strips of green pepper. Fill ring gently with cheese mixture and chill at least one hour before serving. Break salmon into flakes about the size shown in the picture and marinate in sharp French dressing. At serving time, turn out cheese ring on platter and fill with marinated salmon flakes. Serves 8 persons.

Our greatest food from the sea

 **LIKE SUNSHINE** Canned Salmon is an outstanding source of vitamin D. Also gives you vitamins A and G

 **LIKE MEAT** Canned Salmon is one of the "foundation foods" essential for growth and health

 **LIKE MILK** Canned Salmon is rich in calcium and phosphorus, builders of strong bones, sound teeth

 **LIKE ALL SEA FOODS** Canned Salmon gives you iodine, a vital aid in the prevention of goitre

Housewife strikes for shorter working hours!

[Continued from page 29]

your next day's work, two nights slow you down for a week, and three nights for a couple of weeks. Overtime is taboo in my scheme of things.

This is how I achieved my eight-hour day and its twenty per cent *more* work than the twelve-hour day. But I said a while back that an eight-hour day could produce nearly *twice* as much. Where did I get that glorious if unbelievable figure? For one thing you can add another ten per cent to the amount of housework you accomplish if you eat at frequent intervals. In some modern English factories tea wagons are wheeled in to the workers. A year ago two Yale physiologists discovered that five small meals a day instead of three large ones definitely increase efficiency. Their recommended between-meal snack was a glass of milk and a lettuce sandwich, a banana, or a fruit salad. Its special purpose is to prevent that forenoon and late afternoon feeling of fatigue, but it also increases general speed and efficiency throughout the day. It worked with me; it worked with their hundreds of subjects; the chances are that it will work with you too. It isn't such a disagreeable idea!

You can make another ten per cent increase in total output by judicious five-minute rests every hour or so. Sitting down to a glass of milk and the morning paper is a good rest, but sitting on your bed with your feet up is even better. Listening to a couple of cheerful victrola records will pep you up astonishingly. Another excellent type of break is standard gymnastic exercises. A physical exercise instructor plus music comes over my radio every morning at eleven o'clock for half an hour; some time during that half hour I join in for a few minutes.

If you have been accustomed to work nearly as hard on Sundays as on week days, you will find that making Sunday a real holiday will increase your working speed. In British munitions factories during the World War Sundays and summer holidays were felt at first to be unnecessary luxuries by the patriotic munitions workers as well as by the War Ministry. After a year of this Spartan regime production fell, and in desperation the employees were given a six-day week. This overcame part of the lag (thirteen per cent if you like figures), but the output did not return to normal until every worker had had a real vacation. And who will deny that housework and


children combined are not the full equivalent of a factory job? My Sunday routine nowadays involves a late, casual breakfast even for the two-year-old, a cold roast, a picnic whenever possible, and no more work for Mother than for the rest of the family.

The experts have a few oddments of advice that apply to housewives. The week's best all-around working day is Wednesday, but Tuesday morning is a good second. Instead of doing your washing on Monday, you should do it on Tuesday and leave Wednesday sacred to big jobs such as cleaning closets. A long, hard job should be preceded by a short easy one, which is a sort of psychological cocktail. Suppose you decided to study Icelandic every morning for two hours and let housekeeping go to the dogs—even your Icelandic studies would progress faster if they came after a quick one of bed making or dish washing.

It takes character and determination to revolutionize your life in this way, although once the habit is formed it will stick simply because it makes life so much pleasanter. Unfortunately there are a good many time-consuming interruptions that upset the best laid plans of the normal housewife—a friend dropping in to call, a sick child, a quarrel to disentangle. I have found that the best way to treat minor interruptions is to regard them as pure pleasure and overlook what irritation I might have. When friends appear at odd hours, we sit down to a cup of tea and enjoy ourselves thoroughly. And I have enough extra time during my day so that I can do my work late if necessary. When a child is sick I simply revise my whole schedule, eliminating all but the most fundamental duties, and still stick to my eight-hour working day. I consider my eight-hour day my most cherished possession, and will not allow anything to interfere with its continued existence.

WHAT are the rewards? Among the most obvious are more time and energy for your husband, strength to enjoy your children as well as to scold them, little free time in which to cultivate your own interests in peace. No busy housewife and mother needs to have the advantages of leisure explained to her, and when these advantages can be added to more actual accomplishment you have a first-class revolution in American housewifery. "Women work is never done" is a saying that should have been discarded along with pies for breakfast and the old kitchen pump. Women work should be done in a reasonable working day, and it can be if we adopt the scientific and efficient methods of modern business.

**Save $\frac{1}{2}$
and get *Better*
RUGS**



Send Your
OLD RUGS
and CLOTHING
to the Olson Factory

IT'S ALL SO EASY—your materials are picked up at your door at our expense—and a week later you receive [at sensational savings] colorful, modern, deep-textured BROADLOOM RUGS, woven SEAMLESS, REVERSIBLE for DOUBLE WEAR and LUXURY, in ANY WIDTH up to 16 feet by ANY LENGTH. Find out today about these BETTER—

Seamless, Reversible
OLSON RUGS

—that have won the praise of editors and women everywhere. Write for Catalog that shows how we shred, merge and reclaim valuable materials in old carpets, rugs, and wool clothing—sterilize, picker, card, comb, respin, redye and reweave into 66 lovely Early American, Oriental, Modern Texture and Leaf designs—or rich, new, Solid Color, Two-tone and Homespun effects.

You Risk Nothing by a Trial

WE GUARANTEE to satisfy or pay for your materials. Our 65th year. Over two million customers. We have no agents.

Write for FREE BOOK

See America's Finest Low Priced Rugs in FULL COLOR—66 pages of Rugs—Model Rooms—Decorating Ideas.



Mail Coupon ↓ or 1c Postal

OLSON RUG CO.

Chicago New York San Francisco
2800 N. Crawford, Dept. N-7, Chicago

Gentlemen: Mail new catalog Free to:

Name.....

Address.....

Town.....

State.....

© 1939
GRC

Picnics children can handle

[Continued from page 45]

have had Scouting experience usually know how to make a campfire and can be trusted to see that it is thoroughly smothered with earth or sand before they leave. The simplest of all fuel requirements, of course, is the new small portable charcoal burner. The hardy woodsman spirit, however, is likely to cling to the time-honored tradition of the regulation campfire.

Besides matches, the equipment needed for such an outing includes: a heavy skillet, a pancake turner, a shaker of salt, a bit of fat, a couple of onions, a paring knife, and the hamburger meat which is most conveniently seasoned and made into patties at home and packed between layers of waxed paper.

In addition to these there will be needed halved and buttered buns to hold the hamburgers, and, if a salad is included in the meal, paper plates and forks. For those who cling to the woodsman's method of a regular campfire (as opposed to the charcoal burner) a portable grill to support the frying pan is almost a necessity.

While the masculine element in the party is starting the fire, the girls in the party can be unpacking the supplies and putting the "table" to rights. Hamburgers are simple to prepare but there is a ritual that should be respected.

The fire should be allowed to subside to glowing coals before the cooking is started. Heat the skillet and add a small amount of bacon or vegetable fat. Into this put two or three thinly sliced onions, then add the hamburger cakes, which have been made fairly flat.

For really superlative hamburger use ground round steak or a superior grade of good ground stew meat. Brown the patties quickly on both sides, salt, and place between the buttered buns. Add thin slices of raw onion, tomato, cheese, or relish if desired. There is little within the realm of enjoyment which can compare with such a sandwich on a warm mellow evening, with the



Grate to be used on an outdoor fireplace of your own construction. Washburn Company



**WHY IS CAKE BAKING
SUCH A GAMBLE WITH ME?**

See how an expert cook showed Mary the way to cut down on cake failures!



Do you want to know what went wrong with your cake? Well, for one thing, Mary, check up on your baking powder. You need one with a *steady dependable action* like Royal.




This steady action promotes a close, even texture—the kind that makes a cake moist and delicious, helps it stay fresh longer. Royal, you know, is made with Cream of Tartar, a pure fruit product.



Expensive? Not a bit! Why it takes only 1¢ worth of Royal for a cake—yet it helps you protect ingredients costing 30 to 40 times that much. Mighty thrifty, I call it!

These photographs of cake, magnified, show why the action of baking powder is so important to success in baking.



STEADY BAKING POWDER ACTION

This is the normal result of steady baking powder action. Note the delicate but firm grain and fluffy texture of this cake. It will retain its moisture and delicious flavor—stay fresh longer.



UNEVEN BAKING POWDER ACTION

See how an uneven baking powder action may ruin a texture by breaking down the tiny cell walls, make it coarse... crumbly. This cake will dry out—lose its flavor—get stale more quickly.

A HELPFUL COOK BOOK, FREE!

If you bake at home, you should have a copy of the Royal Cook Book which tells you how to make delicious cakes, biscuits, muffins and pies. Send your name and address to Royal Baking Powder, 691 Washington Street, New York, Dept. 98.



SOMETHING YOU SHOULD KNOW

Royal is the only nationally distributed baking powder that is made with Cream of Tartar—a pure fruit product from luscious, juice-heavy grapes. Royal leaves no "baking powder taste." Ask your grocer for Royal when you buy baking powder!

COPYRIGHT 1939
STANDARD BRANDS INC.



WRAPPED IN COMFORT... For a Lifetime with BALSAM-WOOL Sealed Insulation



LIFETIME PROTECTION FROM HEAT AND COLD

Every summer this house is comfortably cool; every winter, it is easier to heat—and fuel bills are lower. For Balsam-Wool provides lifetime insulation efficiency... a fact that has been proved in thousands upon thousands of homes. No wonder Balsam-Wool is the sure way to insulate!



LIFETIME PROTECTION FROM DRAFTY FLOORS

When chilly winds blow outside, this house stays free from health-impairing drafts. For inside the walls, every inch of space is protected from wind infiltration by Balsam-Wool. The tough, sealed covering of this better insulation is impervious to wind. And Balsam-Wool, being firmly fastened in place, won't settle or pack down inside walls.



A LIFETIME INVESTMENT IN COMPLETE SATISFACTION

Balsam-Wool is a lifetime investment in comfort because it meets every insulation need. It is proof against moisture—the greatest foe of insulation efficiency—and in addition, it provides an efficient moisture barrier. Windproof, non-settling, highly fire-resistant and termite-treated, it gives complete satisfaction.

AMAZINGLY INEXPENSIVE FOR YOUR PRESENT HOME

In your home, Balsam-Wool attic insulation is quickly and easily applied... substantially increasing comfort and reducing fuel bills. Yet the price of Balsam-Wool, installed, is so low

that it fits into practically any budget. Remember, too, that a MONEY-BACK GUARANTEE protects you. Mail the coupon below for full information and details.

Balsam Wool
THE LIFETIME INSULATION

BALSAM-WOOL... PRODUCTS OF WEYERHAEUSER... NU-WOOD

WOOD CONVERSION COMPANY, Room 114-8 1st Nat'l Bank Bldg., St. Paul, Minn.
Gentlemen: Please send me further information on Balsam-Wool for
☐ New Construction ☐ My Present Home

Name _____
Address _____
City _____ State _____

woods for a backdrop or on a sandy beach beside water turned to opal under the light of the disappearing sun.

THE ideal accompaniment for a hamburger picnic is a salad bowl of green vegetables, though few boys would think of it! For this green salad bowl combine lettuce leaves which have been washed, dried, and separated, sliced cucumbers, sliced carrots, skinned and quartered tomatoes, and endive or watercress. In a separate container send along French dressing. One of the girls in the party will pour the dressing over the greens and go through the tossing ritual while the hamburgers are cooking. Apple pie and milk make a perfect ending for this repast.

The very best picnics are held at home—around the flicker of the garden fireplace—doubtless because there can be so many more of them. For garden fireplace meals, perhaps no menu has the delightful quality of the "fish fry." Fillets of fresh perch or of blue pike are particularly de-

licious, dipped in beaten egg, then in cracker crumbs, then fried in a skillet of vegetable shortening over charcoal out-of-doors.

Easy to serve with fish are potato chips. As a side dish, try whole peeled tomatoes, scooped out and filled with cottage cheese with a topping of mayonnaise. Honeydew melon makes an ideal finish. Then, for youngsters, there are the inevitable toasted marshmallows, and a campfire "sing."

The responsibility for planning and carrying out picnics like these and the knowledge that thought and companionship, rather than cost, are the factors which make them enjoyable, constitute a valuable bit of experience for young people. The quiet, the companionship, the sense of communing with nature provide a balm for restless spirits and can play a definite part in forming the character of any adolescent.

Parents who understand this will encourage their children to have more picnics, picnics outlined and approved in advance, but often carried out without any adult assistance whatsoever.

The bride comes home

[Continued from page 34]

more than "average" in usefulness as well as in beauty. They'll take no more floor space than just the usual furniture—but will serve the little bride exceedingly well.

If you have rather low ceilings in your house, the highboy below, without the pediment top, will be in truly excellent proportion, and it has almost as much storage space as the "big boys." The mod-

ern piece at the bottom of the page, long and low, is a splendid storage piece for a long narrow hall, or against a long dining room or living room wall. In addition to its useful top surface, ready for a lamp, ash trays and that sort of thing, the little chest in the corner has drawer space for those cards and score pads, games and scrap books that you want readily available, but well out of sight. These are some of the pieces of furniture we've seen lately which have a very practical use—so essential to living—as well as beauty.



Grand Rapids Chair Co.



Conant Ball Co.



Tomlinson



**Modern
Beauty
that time
can't mar**



No. 4 of a series of new homes painted the old-fashioned way with Pure White Lead.

The trend toward functionalism that dominates so much of modern thinking is strikingly exemplified in this distinguished home. Every element contributes to more comfortable, more carefree living. It is natural that the beauty of modern homes like this should be protected with the paint that defies wear and weather—a film of Eagle Pure White Lead in oil.

The wisdom of painting with this long-wearing pigment is shared by home-owners everywhere. Since 1843 Eagle Pure White Lead in oil has given lasting beauty to homes. Its elastic film anchors deep in the surface...doesn't crack or scale...wears down slowly and evenly.

Next time you paint...employ a reliable contractor...and specify Eagle.

Made by The Eagle-Picher Lead Company, Cincinnati, Ohio

**EAGLE
WHITE
LEAD**

(Makers of Eagle Enduring Home Insulation—Thick, Fireproof Mineral Wool)

Why always copy an old one?

[Continued from page 37]

sheets of tissue paper, a soft eraser, sharp pencils, a keen-edged ruler, and over all a good light. Now the real work and fun of designing begin. Cut a piece of tissue paper the exact size the finished work is to be; count off two or more inches for a border all around and draw a line with the help of the ruler.

The placing of the motto is the next step. It can be in the exact center, or at the top or the bottom, but in either case must be an equal distance from both sides. A line can be drawn around it, a space left for a small border, or it can be left to work in with the rest of the small motifs.

Now arrange into the remaining space the small designs you have collected. You should have many more than you can possibly use, and of all sizes, so that they can be fitted in. They do not need to be uniform in size to be effective. Slip them under the tissue paper and move them about until you get an arrangement that you like, then with a sharp pencil lightly trace over them. Leave out all the details except the most important, for too many lines will get in your way later on in the stitching. In placing them try to get a good balance of the ones on the left with those on the right, both as to size and, later, as to the colors to be used in the embroidering. Work for a balanced and pleasing effect; never mind how much paper you use up in your attempts.

A space should be left at the bottom for the maker's name and the date the work is finished. A nice idea is to draw this in the maker's own handwriting. The border all around the outside can be a running repetition of several motifs, or one or two simple motifs can be worked up in a conventional or nearly naturalistic design.

When you have a complete drawing that is right in every detail, go over all the lines with a soft lead pencil, making them as dark as you can, then put another piece of tissue on top and make a second complete pattern. The reason for this is that the first might become torn in the tracing and then you would be out of luck indeed.

Get several pieces of carbon or tracing paper and try them out on your background material to see if the mark shows up well when you press down with a fine crochet hook or sharp pointed pencil. Then when you have found just the right one, fasten your pattern down over the material

We used to be the
STAY-AT-HOME SMITHS
Until my Wife found a Breakfast I Really like!

THAT MORNING

CAN'T EAT A BITE THIS MORNING! JUST FEEL ALL IN. NO USE TRYING TO GO TO THE COUNTRY CLUB DANCE TONIGHT!

YOU'RE ALWAYS DISAPPOINTING ME, HENRY! AFTER I BOUGHT A NEW DRESS JUST FOR THE DANCE, TOO!

LATER THAT MORNING

I REALIZE NOT EATING A GOOD BREAKFAST MAY BE HENRY'S TROUBLE, BUT HE JUST ISN'T HUNGRY MORNINGS!

YOU SHOULD MAKE BREAKFAST SO INTERESTING HENRY WILL WANT TO EAT IT! TRY SHREDDED RALSTON THE NEW BITE SIZE CEREAL WITH THAT WONDERFUL FLAVOR. MY HUSBAND SAYS THE WHOLE WHEAT HELPS KEEP HIM FEELING LIKE A MILLION!

THAT AFTERNOON

IS IT TRUE SHREDDED RALSTON WON'T GET SOGGY IN MILK?

YOU'RE RIGHT, MRS. SMITH! IT'S ECONOMICAL, TOO. COSTS ONLY ABOUT 1¢ A SERVING... LESS PER OUNCE THAN MANY READY-TO-EAT CEREALS!

A FEW DAYS LATER

HONEY, I NEVER THOUGHT I'D ENJOY ANYTHING LIKE I DO SHREDDED RALSTON. I'VE HAD A LOT MORE ENERGY SINCE I STARTED EATING IT! SAY LET'S GO TO THE CLUB AND DANCE TONIGHT!

GEE, MOM! WATCH ME GO FOR SHREDDED RALSTON, TOO!



IDA JEAN KAIN, dietitian, lecturer and columnist on dietetics, says:

Many mothers will find serving Shredded Ralston with milk and fruit an excellent way to stimulate poor appetites. The tempting flavor and novel bite size of this ready-to-serve whole wheat cereal make us want to eat breakfast—a meal too often slighted these days. The whole wheat in Shredded Ralston provides quick energy and other food elements we need to keep feeling fit and regular.

**TUNE IN!
THE INSIDE STORY**
Radio's sensational new program. Thrilling inside facts about the news behind the news... famous men and women in person.

NBC Blue Network,
Every Tuesday 8:00 P. M.,
EDST, 7:00 EST, 9:30
CDST, 8:30 CST, 7:30
MST, 6:30 PST.



**Try Shredded Ralston
with your favorite fruit**



**You can't beat lead
for making PAINT**

YOU know how lead lasts. You know it's got what it takes to stand up against the attacks of time and weather.

That's why it's good where there's a *tough* job to do.

Now maybe you never realized that white lead is made from lead. But it's a fact.

And being in the family, so to speak, white lead paint has lasting qualities all its own.



Puttying is important and it always pays to hire a skilled painter who knows the definite part that filling nail holes with white lead putty plays in maintaining a smooth, sightly looking job.

That's not just my opinion, because I work in a lead mine.

Ask any good painter and he'll tell you the same.

He'll tell you how white lead lies smooth and snug, doesn't crack or brittle up—how it stays on the job for years.

Fact is, you can't beat a paint that's made from lead. And you're money ahead, because this is a case of the best being the cheapest too.

Want to know more about this whole subject? Write for "What to expect from White Lead Paint."

LEAD INDUSTRIES ASSOCIATION
420 Lexington Avenue
New York, N. Y.



on a table or board with several thumb tacks. Be careful not to put the tacks through the carbon or tracing paper, as they will often leave an undesirable mark which will not come out. Then very carefully trace on the pattern. When you think you have it all on, pull out a few of the tacks and peek underneath, because it is very difficult to put the pattern back on again in case you have missed some of it.

Now you are ready to start the stitching, which may be done in many ways—using few or many colors and stitches, or just one color and only one stitch.

Samplers illustrated on page 37

At the top right of page 37 you see a very old sampler made in 1775 by Catherine Tweedall, John Ruskin's grandmother, which was done entirely in cross-stitch. In this one many stitches of crewel yarn were used, worked in soft neutralized shades on heavy linen. The very amusing old motto is as good philosophy today as it was in 1775.

The other picture at top of same page is an Oregon state sampler in which the Oregon state motto was used for the center. Surrounding it are outstanding features of interest in Oregon, worked in naturalistic colors. A

Portland rose was the inspiration for the border on this sampler.

The third sampler depicted was done in pure bright colors of crewel yarn and utilized the farm idea for its theme. Great was the fun and long the search to get all the material for it assembled.

Cape Cod with wings

[Continued from page 191]

charm. The studio is located for desirable privacy and is placed at an angle to take advantage of essential north light.

The general plan suggests infinite possibilities for those who plan to build at first only a central portion of a house and later add to it as they are able. Since there is a downstairs bedroom and bath, the second story might be left unfinished on the inside at first. The studio which the Wards required might well be a guest room and bath for others when the time comes for additions.

Suitably enough, Mrs. Ward selected reproductions of Early American furnishings for her house. She made the big hospitable rag rugs herself. While a lover of Americana of all sorts, she has handled her collections with restraint so that nowhere is there any feeling of clutter. Rather, there is a gracious spaciousness that is very appealing. As background for the Early American furnishings, wallpapers are used everywhere, and the floors are spattered in the appropriate good old New England fashion.

Under New Hampshire pines

[Continued from page 43]


and also shows the beauty of the highly-prized antique furniture, much of it English, which came from Mrs. Short's family. Especially are the dining room pieces in keeping with the architectural style of the house, being exactly what the well-to-do would have imported to this country in the last decade of the seventeenth century. Before the window is a magnificently carved Jacobean bride's chest.

The master bedroom, to the front of the bedroom wing downstairs, partakes of the richness of this period by right of a huge four-poster bed, with other fittings in accord, and there is a cozy fire place. Building data follows:

Building Data

Foundation: 12" concrete continuous walls, cellar floor 5 inches thick, exterior walls waterproofed and drained.

Structure: Exterior walls: pin



Additional candlesticks from the Collins collection

[See article on page 27]

Brass and silver candlesticks of foreign manufacture used in American homes in the Colonial and Federal periods 28, 29, and 30. 31 and 32 silver bedside candlesticks from England. 33 to 36 more bedside and desk candlesticks which often stood with their candles on the hall table ready to be taken upstairs at bedtime.



It's such an economical way to clean windows

Bon Ami Cake is different from other window cleaners. . . First of all, it costs so little and lasts so long, it's really economical. Second, it cleans glass as nothing else does. Leaves it sparkling and crystal-clear without any dust catching oily film. Actually polishes as it cleans. Next time—clean your windows with Bon Ami Cake and see the difference.

Tell your husband to try Bon Ami Cake on the windshield where clear vision is so important to safe driving.

Bon Ami Cake

leaves no oily film.. polishes as it cleans

"hasn't scratched yet!"



WHEN YOU CHANGE YOUR ADDRESS

Be sure to notify the Subscription Department of THE AMERICAN HOME at 251 Fourth Ave., New York City, giving the old as well as the new address, and do this at least four weeks in advance. The Post Office Department does not forward magazines unless you pay additional postage, and we cannot duplicate copies mailed to the old address.

We ask your cooperation.

HOW TO FIX IT

—By UNCLE NED

LEAKING TIN ROOF

QUESTION—The tin roof of a summer cottage is developing leaks. Can I repair it without buying a new roof?

ANSWER—If the roof as a whole is in fair condition you can do a good job by applying a coat of Rutland Roof Coating. First apply a patch of Rutland No. 4 Plastic Cement to those spots where leaks are known to occur.

REMOVING PAINT FROM METAL

QUESTION—What is a good way to remove paint from metal garden chairs?

ANSWER—A solution of Rutland Waste Pipe Cleaner does this job quickly and easily. Avoid getting material on hands or clothing. Wear rubber gloves and apply with brush. Scrape off old paint when it has softened.

MAIL post card to Uncle Ned % Rutland Fire Clay Co., Rutland, Vt., for free booklet "100 How to Fix Its."

clapboarding 3½" to weather. Building paper, square edged pine sheathing, underflooring diagonally laid, hemlock studding, metal lath and three coats plaster for walls and ceilings except in walls of second floor bedrooms, maid's room and kitchen.

Roof: Asbestos tile shakes, weathered black and gray.

Chimneys: Flues of terra cotta.

Sheet Metal Work: Flashing—16 oz. copper. Gutters—copper lined. Leaders—copper.

Insulation: Exterior walls—wool bats. Roof—wool fill.

Windows: Sash—leaded glass casements.

Floor Coverings: Living, dining, and bedrooms—blind nailed, wide pine boards. Kitchen and bathrooms—linoleum.

Wall Coverings: Bedrooms—paint, wallpaper. Living and dining rooms—rough plaster.

Woodwork: Trim and cabinets—pine. Garage doors—overhead type.

Hardware: Early American.

Painting: Exterior painted and stained; interior—walls and floors painted and stained.

Electrical Installation: Wiring system—BX cable.

Kitchen Equipment: Sink with electric "pig"; etc.

Plumbing: Water pipes—brass.

Heating and Air Conditioning: Direct fired oil unit.

Sunday onslaught

[Continued from page 52]

If you like other types of the molded salad better than the fruit, that is all right for you. But almost everyone likes fruit, and it seems to be the only thing in my case. Once I tried a tomato juice gelatin with buried deviled eggs. It was considerably more trouble on Saturday, and it was not greeted with so much acclaim as the old stand-by. With the salad I serve potato chips and various relishes, olives, celery, etc.

That brings us to sandwiches. Because they are a job to make and cannot be made very satisfactorily the day before, I pass them up in favor of thin, buttered slices of one of the flavorsome "quick breads" like orange or nut

DO NOT BE MISLED!

THE AMERICAN HOME does not publish, and has no interest in, The American Home Cook Book recently put on the market.

The use of the title of our magazine was without our knowledge or consent and has confused some of our readers.


We are in no way responsible for, nor do we endorse, this book.

THE AMERICAN HOME

What flavor!

SPICY SAUSAGES

HARDWOOD-SMOKED



TRY THEM IN THIS LOW-COST MODEL MEAL

Libby's Model Menu No. 5

Libby's Vienna Sausages
Deviled Eggs Potato Chips
Libby's Stuffed Olives
Casserole of Libby's Mixed Vegetables
Rye Bread
Orange Ice Sponge Cake
Iced Tea Milk

● Chief attraction of this tempting meal is the platter of Libby's Vienna Sausages. Libby's are spicy, tender sausages made of government-inspected beef and pork. They have a special flavor you don't get in ordinary kinds. Libby seasons them so skillfully, smokes them thoroughly over hardwood fires.

Why not clip this easy Libby menu and try it some night soon? You'll like it . . . and so will your family!

● This warm-weather menu goes over BIG. It's easy on the budget. It's well-balanced nutritionally. And it's mighty good eating for it includes three of Libby's Foods.



1939 WORLD'S FAIR VISITORS! See Libby's Treasure Ship in the Foods Building at New York and San Francisco.

Plan your meals with Libby's

All Libby's Foods are carefully selected and expertly packed to give you uniform fine quality and delicious flavor the year around. TABLE-READY they save you time and effort.

22 VEGETABLES • 20 FRUITS
33 MEATS • 8 JUICES
PICKLES • OLIVES • CONDIMENTS
(16 kinds)
RED ALASKA SALMON
EVAPORATED MILK
9 HOMOGENIZED BABY FOODS

EVERY DAY A
VACATION
DAY...

THANKS TO
TAMPAX!

NO BELTS
NO PINS
NO PADS
NO ODOR

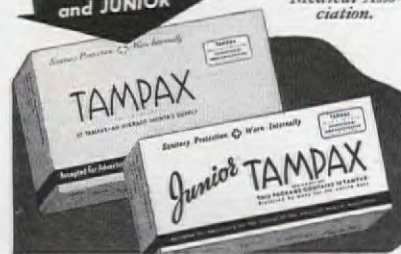
NO stay-at-home week-ends, no calendar days—if you use Tampax for sanitary protection. Even in a modern swim suit there is nothing to "show"—no line or edge of belt or napkin. Tampax is worn internally, gently absorbing the flow and allowing you to golf, ride, bathe, swim—in comfort, without chafing, without the formation of odor!

Perfected by a doctor, Tampax is made of pure, long-fibered surgical cotton. Firmly cross-stitched, it cannot come apart and fail in protection. Each sealed in patented applicator—neat, quick, dainty. Your hands do not even touch the Tampax. Quite unlike any other product, because it flattens out to a thin shape in use. No disposal difficulties. Comfortable and efficient, the Tampax way is the civilized way for women.

At drug stores and notion counters. Average month's supply, 35¢. Introductory package, 20¢. As much as 25% may be saved by purchasing economy package of 40.

NOW SOLD IN
TWO SIZES
REGULAR
and JUNIOR

Accepted for advertising by the Journal of the American Medical Association.



TAMPAX INCORPORATED AH-89
New Brunswick, N. J.

Please send me in plain wrapper the new trial package of Tampax. I enclose 10¢ (stamps or silver) to cover cost of mailing. Size is checked below:

() REGULAR TAMPAX () JUNIOR TAMPAX

Name _____

Address _____

City _____ State _____

bread. With this I serve left-over sliced chicken, ham, cold tongue with horseradish sauce or any of the good tinned meats I happen to have in the refrigerator.

What to drink? Iced tea, lemonade, chocolate milk, or just plain milk go well on hot days. On cool or rainy evenings, hot tea or coffee for the grown-ups, and cocoa with marshmallows for the children are always welcome. For dessert—if you feel that you must have it—there'll be the remainder of the big cake you baked on Saturday or cookies, though with fruit salad it really isn't necessary.

Set out everything on the dining room table, so that everyone, except the smallest children, may help himself. There will be trays and paper plates (preferably the three-compartment kind) and paper napkins. Then you'll have to wash only the serving dishes, the cups or glasses, and a little silver. Probably your well-trained guests will simply insist on doing those before they go home.

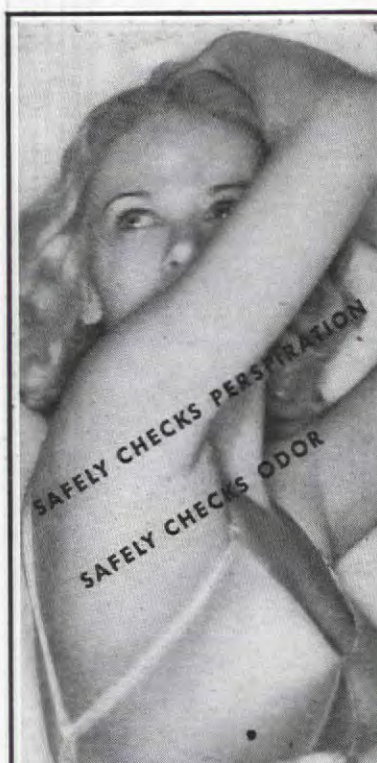
From the house, everyone takes his filled plate and glass and goes out to the porch where a few card tables have been set up. Older people prefer to sit at tables, especially the lapless men. Young people like to bunch up in the porch swings or sit on the front steps. The boys wait on the girls for "seconds," and there is plenty of young laughter and general contentment. Because it's summer and out-of-doors, your guests will imagine they're having an unusually delicious supper. Before you realize it, you will have the reputation for being a wonderful hostess to whom an added six or sixteen is not a headache and backache but one of the delights of a summer Sunday at the lake.

"Let's play bridge in here tonight!"

[Continued from page 51]

south and two windows on the east. A mantel without a fireplace (ever hear of such a thing?) adorned the wall between the two windows. The walls were cracked and patched, the woodwork was painted a dirty white; in fact, the whole effect was depressing. Since our pocketbook was not equal to the strain of remodeling, I really think our kitchen deserves special credit, for its changes cost us, practically nothing at all.

The mantel had to come down, so my husband and I, after much pulling, jerking and puffing, tore it away from the wall only to find to our mutual dismay that a portion of the back part had never been plastered and the nails pulled out chunks of the part that was. But we felt equal to almost



NONSPI
CREAM

Does Both!

Because of an entirely new ingredient never before used in a deodorant!

Whether you prefer cream deodorants for steady use, or for those occasions when a liquid is inconvenient, you will well-stand Nonspi Cream for its outstanding advantages:

1. Checks both perspiration and odor—from 1 to 3 days.
2. Feels and looks like velvety vanishing cream. Goes on easily—dries almost instantly. Not greasy.
3. May be used directly after shaving.
4. Has a reaction approximating that of the normal skin—so cannot injure either skin or clothing.
5. Works on new principle—"adsorbs" odors.

Be one of the first to take advantage of this wonderful new discovery of science! Get a generous jar of Nonspi Cream—today. 50¢ at drug or department stores. Also in liquid form.



any emergency to achieve our dream kitchen, so I experimented by mixing plaster in a teacup, and after many trials and tribulations, such as the plaster hardening before in place or being so soft it wouldn't stay put, did what I considered a very neat job of patching. Not knowing how paint would react to this amateurish plastering, I gave the entire side wall a coat of shellac thinned with alcohol. The funny part about it was that the shellac dried a bright purple. Why, I don't know.

My husband bought paint for only \$1.59 a half gallon, and, armed with a "five and ten" brush, I gave all the side walls two coats of this ivory semi-gloss paint. We wanted a bright diagonally striped cup and saucer wallpaper—but we got a price of \$10 on another complete job. On the woodwork I used two coats of lettuce-green enamel. The floors were rift pine and were in fine condition after a cleanser was applied. The ceiling didn't have to be touched.

A friend of mine had built-in wall cabinets and I was simply green with envy! We figured and refugured to see if we could squeeze out at least a few cabinets, but decided we just couldn't afford them. Then one night I had a brainstorm. Why not take our out-of-date old kitchen cabinet, separate the top from the bottom, and make a wall cabinet? My handy-man-husband separated the two in a jiffy, added a long linen drawer to the bottom cabinet, thus raising it to sink level, put two doors in place of the sliding door in the upper cabinet, and bolted the upper cabinet to the wall. There, we had a start! This unit was in the center of the windowless wall, with the sink and drainboard at the left. On the other side we put the stove, for its oven was on the right. This arrangement made a perfect working center, filling in the entire wall to the pantry door. Finally my husband built a two-door cabinet under the sink, and similar ones under the stove, and above the sink and stove.

Although a good painter, I am a terrible dishwasher, so the compartment under the sink drainboard was reserved for the supper dishes, as our maid leaves before supper. I bought two little fifteen-cent red block linoleums at the "five and ten," cut them in half, and tacked them on the "supper dish" shelves. On the side beneath the sink bowl I tacked one to the floor on which to put the garbage can, and one on the little shelf immediately under the sink reserved for soaps, powders, and various cleansers.

Over the sink the two-door cabinet holds all our china and glassware. You reach under the sink, get the dirty dish, wash it,

CLOROX removes numerous stains...

fruit, berry, flower, grass, beverage, blood; many ink, dye, medicine and other stains... even scorch, mildew!



It seemed hopelessly stained, but Clorox made it white as new. Clorox banishes countless stains from white and color-fast cottons and linens as if by magic... and it's gentle, safe, dependable. Clorox is especially helpful at jelly making time in removing fruit stains from straining bags, towels, aprons, drainboards; in deodorizing, disinfecting musty jars and glasses. Clorox has many other household, also personal uses. Directions on the label.



AMERICA'S FAVORITE BLEACH AND HOUSEHOLD DISINFECTANT

CLOROX

BLEACHES • DEODORIZES • DISINFECTS
REMOVES NUMEROUS STAINS... Even Scorch, Mildew
PURE • SAFE • DEPENDABLE

BRIGHTER THAN NEW!

Watch your aluminum ware sparkle, when you use amazing

CLUB ALUMINUM CLEANER

developed by the makers of famous Club Aluminum Products, Chicago
FREE RECIPE IN EACH BOX

Buttercup Fairfax Vermilion Etruscan Chantilly



Unusual Opportunity

To fill in your active, inactive and obsolete patterns of flat silver. We have accumulated more than three hundred of these patterns, such as:

Baronial	Lily
Bridal Rose	Lily-of-the-Valley
Cambridge	Louis XV
Canterbury	Mary Chilton
Chrysanthemum	Norfolk
Frontenac	Old English
Hopewell	Orange Blossom
King Edward	Pompadour
Lancaster	Strasbourg
Lex Cinq Fleurs	Violet

This silver has been used and is offered in first-class condition and materially under the price of new silver.

★ Unusual Silver ★

We have one of the largest stocks of unusual silver in the United States, some consisting of Tea Services, Compotes, Pitchers, etc., by America's Leading Silversmiths, also foreign makers.

Correspondence Solicited
Silver Sent on Approval

JULIUS GOODMAN & SON
47 South Main Street
Memphis, Tennessee

dry it, and put it above the sink. Think of the many steps saved!

Under the stove the two giant drawers keep our pots and pans easily accessible. Over the stove the two doors conceal shelves holding lard, salt, pepper, and serving platters on the two easily reached lower shelves, and upper shelves hold electrical appliances.

The main cabinet (the separated one) has its top reserved for sugar, spices and flour, while the bottom holds cake, pie, and bread tins. The three drawers hold cutlery, linen, and bread.

The wall space between the lower and upper cabinets threatened to become a Jonah, for we couldn't afford tile or tile substitute and we just had to have something which would clean easily. As a temporary measure, I gave the entire space between the lower and upper cabinets five coats of canary yellow enamel—which proved so satisfactory we are leaving it permanently. A whisk of a damp cloth makes it shine like a china dish!


All the cabinets were equipped with an entirely new set of hinges and pulls, three coats of lettuce-green enamel outside and three coats of canary yellow enamel inside, which makes them very gay.

The question of the linoleum came next. I don't care for all-over patterned linoleum, especially considering the location of our kitchen, so I shopped until I found a 36-inch wide strip of linoleum with green center and yellow border—the very thing for the space across the front of the entire unit. At one end our refrigerator was placed—and there was our kitchen, taking up a bare four feet of a fourteen-foot room.

Then came the fun of furnishing the rest of the room for our dinette. I had a hard time deciding which complementary color to use with the green and yellow, but finally two old fruit prints hand colored in green, yellow and red settled the problem. Red was the color! With frames enameled vermilion red, these delightful old fruit prints are perfect between the two windows. Underneath the prints, I placed two small antique arrowback Windsor enameled canary yellow. In the near future, I hope, my husband is going to make a copy of an old saucer rack for my old fruit plates, to hang between the prints. Our drop-leaf breakfast table and chairs I enameled canary yellow, placing the table and two chairs under the front window and the other two chairs between the window and walls, under the flower prints. An antique corner whatnot enameled vermilion red holds my little antique pitchers. Ivory curtains with big fat red pussywillow dots and quaint handhooked rugs complete the dinette—and even if it is

"It's easy to stay slim when you like Salads"
—says IRENE CASTLE McLAUGHLIN

lovely exponent of the modern dance and prominent feminist leader



"Perhaps my liking for salads is one of the reasons why I've never had to struggle to keep a slim, youthful figure. Anyway, the Salad Bowl is one of my favorite 'likes' and here is how I like it best:

I break into a wooden salad bowl, lettuce leaves that have been washed, dried between cloths, and thoroughly chilled—and add quartered peeled tomatoes and sliced hard-boiled eggs. Over this I pour a mixture of salad oil (½ cup), vinegar (2 table-spoons), salt (½ teaspoon), pepper (¼ teaspoon), into which I have thoroughly beaten some catsup, diluted with warm water. Then I toss it until every piece is thoroughly coated, and serve right from the bowl.*

All the invigorating mineral salts and vitamins of leafy greens, so important to health, are yours in the crisp, cool, tangy Salad Bowl. And when made with pure, bland Wesson Oil—which blends so perfectly and complements so delicately the fresh, delicious flavors of the greens and vegetables—you have a dish to intrigue the most exacting taste—one that supplies the energy that vital, wide-awake women like Irene Castle McLaughlin need today. That's why the Wesson Salad Bowl is the popular dish of the day.

* Write the Wesson Oil & Snowdrift People, New Orleans, La., Dept. L, for FREE booklet containing this and other favorite Salad Bowl recipes of nationally famous people.

Wesson Oil

for salads... frying... waffles
and delicious vegetable cookery

AT YOUR GROCER'S



MRS. JOHN M. BURTON
of St. Louis, and tiny daughter Drollene. Below is the Burton home, and a corner of the basement, where an Iron Fireman automatic coal burner fires a warm-air furnace.



Let IRON FIREMAN pamper your family this winter

DELIVER your family's heating cares into the capable hands of an Iron Fireman . . . and then enjoy some first rate comfort!

Iron Fireman takes charge of your boiler or furnace—stoking it automatically day and night. The *Coal Flow* model even transports the coal from bin to fire.

The Iron Fireman control instruments faithfully regulate the machine's operations so that the temperature in your house remains constant.

Iron Fireman's ever-glowing fire-bed helps keep the rooms healthfully warm right down to baby's play-zone on the floor.

With Iron Fireman on the job, there is no more morning fire

building for dad. And mother need never make a daytime trip to the basement to tend the furnace. The basement can be as clean as the one shown above. There's no smoke nuisance with Iron Fireman firing, either.

FINEST AUTOMATIC HEATING WITH LOWEST COST FUEL. Iron Fireman's *luxury* heating is an actual economy! Iron Fireman burns America's thrift fuel—coal. And Iron Fireman's "forced underfiring" principle of firing is so efficient that, compared with hand-firing, Iron Fireman gets *more* heat units from the coal. Iron Fireman is easy to buy—terms as low as \$10 a month. See the 1939 models at your dealer's showroom.

NO COAL HANDLING. Coal flows from bin to fire when an Iron Fireman *Coal Flow* is installed! No coal in sight. Quiet in operation.

IRON FIREMAN

AUTOMATIC COAL FIRING



Free Plan Book

Send coupon for "27 Ways to Plan a Basement." Designs by America's leading architects.

Iron Fireman Mfg. Co., Portland, Ore., Cleveland, Toronto
Mail to: 3125 W. 106th Street, Cleveland, Ohio

- ☐ Send basement planning book
☐ Make heating survey of my home

Name _____
Address _____

ours, I'm as proud as Punch of it!

When one of our little ships comes in we are going to replace the breakfast set with an old maple drop-leaf table and four antique ladder-back chairs. But we enjoy our kitchen just as it is, for after one of those aforementioned steak suppers, our guests invariably say, "Let's play bridge in here tonight—we just love this kitchen!"

They're lovely—but they're not lilies

[Continued from page 41]

neighbors unless watched. At a time when brilliant color is scarce in many gardens, a planting of the orange Kwanso with blue platycodon paints a midsummer picture to be remembered, especially if it stands against a gleaming white fence.

While one is inclined to think of the *Hemerocallis* as only a border plant, there are early blooming varieties low enough for the rock garden. However, as they are as temperamental as to height as they are in regard to blooming time, do not be too greatly disappointed if they show their liking for you by growing up beyond your expectations. Usually from twelve to eighteen inches tall are: *H. dumortieri*, deep orange; *H. gracilis*, lemon yellow; *H. minor*, primrose yellow; and variety *Orangeman*, light orange.

In choosing varieties much depends upon the requirements of the gardener. The suburbanite who hies himself to camp or the seashore as soon as school closes will prefer the early ones. The city dweller, on the other hand, who gets the most out of his garden in summer will select the later sorts. The person who spends the whole summer at home will plant for a succession of effects. The element of cost also enters in. The handsome new hybrids increase less rapidly than the older species and, until stock has accumulated, will be more expensive.

The backbone of an all-season planting will be *H. flava*, the lemon lily, for late May and early June; the fragrant, pale yellow *H. thunbergi* for July; and the double Kwanso which in normal seasons extends the bloom well into August. The connoisseur will be on the lookout for the fine new varieties when they bloom at some good nursery or botanical garden, and after studying them will be ready to make a selection when they are put on the market.

The following list will serve as a guide for persons who must order sight unseen, but owing to the extreme variability of the race, it must not be taken too

literally. Neither does the fact that a variety is not included mean lack of merit. Almost all the named varieties are good, but in compiling this list I have stuck to sorts easily obtained.

Early summer

Apricot 2½ ft. apricot
Dover 2½ ft. orange

June-July

Goldeni 3 ft. orange, tawny shades
J. A. Crawford.. 4 ft. apricot and cadmium yellow
Modesty 3 ft. lemon yellow; fragrant
The Gem 3 ft. yellow with orange stripe

July-August

Anna Betscher .. 3 ft. deep yellow
D. D. Wyman .. 2½ ft. orange, tawny splash
Gypsy 2½ ft. orange
Mrs. A. H. Austin. 3 ft. golden yellow

Late summer

Sunny West 4 ft. pale canary yellow
Margaret Perry . 4 ft. tawny red orange
Mrs. W. H. Wyman 4 ft. lemon yellow

Even as to their transplanting time daylilies are accommodating. They can easily be moved at any time when not in bloom, and even then from one plot to another of the same garden if handled carefully. But spring and fall are the best times. If fall is chosen, do the work early enough to let the roots become established before the ground freezes; they will then make an early start the following spring. Set the roots three inches deep in any good garden soil. Give them room to spread. And when their handsome flowers appear, with their brilliant coloring and many of them fragrant, you, I am sure, will like daylilies as much as I do.

Plantain-lilies for lazy gardeners

CHARLES H. CHESLEY

PERHAPS no good gardeners are lazy. It is such a delightful task to work among flowers that even the most indolent is likely to find the job little more than recreation. However, for the benefit of genuinely lazy gardeners, if such there be, it is recommended that they grow the various species

"I confess that"

... I never knew canning could be so easy, until I used KERR Jars & Caps ... followed Kerr time-tables & modern methods ... and splendid tested recipes"

Kerr Mason Jar Co.
111 Title Insurance Bldg.
Los Angeles, Calif., or
Box 111, Sand Springs, Okla.

Sample Kerr Mason Jar Cap (Fits ANY Standard Mason Jar) ☐
"8 New & Unusual Recipes" ☐
"Home Canning Guide" ☐
Name
Address.....



"WE WANT MODERN WALLS"



MRS. JONES: "Let the youngsters whoop! Noisy games won't disturb the rest of the family, for Insulite walls and ceiling in this playroom deaden sound—and INSULATE against summer heat and winter cold!"



MR. JONES: "The comfort—both winter and summer—we insist on for the children's health is assured by outside walls built of Insulite materials. They protect against wind and moisture—and provide Insulation, too!"

Before you build, buy or modernize, find out how Insulite materials cut fuel bills and speed up construction. "Backgrounds for Living" will show you how Insulite materials have made homes more modern and comfortable for 25 years.

Ask your dealer to demonstrate how Insulite modern structural materials make Walls of Protection for your home.

INSULITE

THE INSULITE COMPANY
Dept. AH89, Minneapolis, Minn.
Please send me "Backgrounds for Living."
Name.....
Address.....
City..... State.....
Copyright 1939, The Insulite Company

and varieties of plantain-lily. For ability to take care of itself, there is no hardy perennial more capable. (See illustration on page 41.)

Plantain-lilies are variously catalogued under their former generic name of Funkia and that recently given them, Hosta. So if you do not find them listed under the first, turn over a few pages and there they'll be. In order to locate all available kinds, you will have to search many catalogues, for few growers offer more than four or five. But even that number will lend distinction to a garden. It matters little in what part of the country the garden is located; these amazing plants seem to be equally at home in the cool northern mountain section and on the hot plains. It is true that some shade is advisable in warm localities, but they will grow and thrive even in the South, where many of the more hardy perennials are not particularly happy.

Our grandmothers grew the most common kind, usually catalogued as *Hosta* (or *Funkia*) *subcordata grandiflora*, though they knew it as the August-lily or, sometimes as the Corfu-lily. Apparently it came to us from the Mediterranean region by way of England. Noted for its fragrance, it was often erroneously known as daylily; even in recent years, there is confusion in the minds of some gardeners as to what plant that name refers to, although "officially" it now applies only to *Hemerocallis*. So for the genus *Hosta*, if you don't like plantain-lily, you can use the old name of August-lily which seems particularly appropriate, as the flowers appear then and are especially fragrant and delightful on warm summer evenings.

Among the good points of these plants, we have already mentioned their amenability to climatic variation. Also, though hardy and as permanent as anything in the garden, they are not overbearing and greedy. The plantain-lily is a lady; she knows her place and keeps it. She will grow under adverse conditions, but will not usurp space which does not rightfully belong to her. No matter how much she is neglected, she always grows trim and tidy, like a lady fresh from her boudoir. In other words, the clumps always grow in rounded form with no spreading or sprawling over the garden. Most of them bloom when the main tide of spring and early summer bloom has passed and their foliage makes them things of beauty from early spring to late fall. I have never seen them seriously harmed by insects, and diseases, too, seem to pass them by. Any exception to good healthy leaf color is usually caused by sunscalding, probably brought about



WHY?

Because the pineapple is often known as the "King of Fruits." No wonder its juice has a regal quality ... with its abundance of natural fruit energy ... and its flavor, rich in tropical tang and zest!





The Finished Home. Life Magazine's famed California Colonial "dream home" is insulated with Fir-Tex: Fir-Tex Sheathing outside; Fir-Tex Lath inside; Fir-Tex Color Paneling in the den.

LIFE'S DREAM HOME...IN SAN DIEGO



In the Making. Fir-Tex Asphalt Coated Sheathing seals the Life home against sun, wind, rain and dust, and provides an unbroken area of insulation all over the house. Termite proof.

FIR-TEXED THROUGHOUT



Air View. 6500 people attended the opening of this San Diego home, one of eight "dream homes" commissioned by Life Magazine. Architect: H. Roy Kelley. Builder: B. M. Torgerson.

Make *your* home comfortable, like the Life home, by insulating with Fir-Tex. Keep out summer heat and winter cold. Cut your fuel bills. An adequately Fir-Texed house can be heated for much less than an uninsulated or poorly insulated one. Fir-Tex keeps homes quieter, too. Contains millions of insulating air cells per cubic inch. Before you build or re-model, learn how double-duty Fir-Tex (2 jobs at 1 cost) can improve your home. See your building supply dealer or send coupon.



The Den. Colorful Fir-Tex walls and ceiling make the den of the Life home a charming, cheerful room. Why not do as much for your home? Fir-Tex Color Paneling is just the thing for low-cost remodeling. No lath, plaster, wall paper or calcimine needed. Five pastel shades: wheat, apple green, apricot, sky blue, ivory. Glazed surface; doesn't attract dust or cobwebs. Quickly cleaned with damp cloth.

FIR-TEX

INSULATION BOARD

FIR-TEX, Porter Building, Portland, Oregon.
Please send free Fir-Tex double-duty booklet.

Name _____

Address _____

by watering when the sun is shining. I have found it advisable to wet the ground under and around the plants in dry time.

Plantain-lilies are useful in many locations. Some kinds grow with zest near garden pools; others seem equally at home in the dry exposed corners. As a rule, all respond to good soil and, for best results, they want plenty of humus. Indeed, it might be said that they can use as much fertilization as does the average vegetable crop.

The roots are large and burrow deeply, hence they can find moisture, if it is there. If there is one thing that plantain-lilies resent it is lack of drainage. They are useful to plant along walks or terraces, and some of them are desirable for rock gardens. The variegated kinds give a touch of color on the shady side of the house, if you wish to plant them close to the foundation. Though some of them prefer the shade, they will also grow in full sun and thrive in spite of conditions which they supposedly dislike.

THE plantain-lily has been developed in England more than in this country, perhaps because the moist climate favors it. For this reason we have to look to English seedsmen's catalogues for seeds, although a few kinds are now offered in this country. As a rule, our gardeners have depended for propagation upon division, which is easy. A year-old plant can be divided into a dozen which, the next year, will be as good as the original. Probably the best time for dividing is spring, as the small plants then have time to develop root systems. However, we have made divisions in summer and watched the plants go right on blooming. If it is done in the fall, some protection should be given to keep the young plants from being "heaved" out of the ground during the winter.

As noted, the common plantain-lily (*H. subcordata grandiflora*) has been known in our gardens for many years. A striking plant, with beautiful rounded clumps of shining green leaves, it blooms from mid-August well into September and thrives in either sun or shade. The flowers are white with a sort of waxy appearance. It likes plenty of moisture, but the principal effect of a drought seems to be merely less luxuriant growth.

The kind with variegated leaves is best for shade, for in sunshine the white markings tend to disappear. The species *H. lanceolata* (or *lanceifolia*) has narrow leaves, and there is another with leaves of the same shape, but showing white markings, perhaps one of the best for shady spots. The flowers of both these are of decided purplish hue. Variety, *tardi-*

flora, the latest of all to bloom, seems to have received more attention from plant breeders than any of the others, and it is one of the most versatile.

Comparing the various kinds listed in catalogues, it seems that the distinctions are not well understood. Hence one who wishes to make a collection should buy here and there and make the comparisons in his own garden. Happily, this can be done without much delay. Small plants set out in the spring may not bloom the first summer, but they will make a sturdy growth. Also, most of the comparison involves leaf growth and habit.

Somewhat different from the others is *H. caerulea*, the blue plantain-lily, whose flowers more nearly resemble bells, are smaller, and, in typical plants almost purple in color. But here, too, is variation, a smaller having bells of white. Incidentally, this is the only one of the genus that has ever set seed in my garden. The little plants appear about the older clumps the following year and develop slowly, but the second season they make more rapid growth. I doubt if there would be any flowers from seedlings until the third summer. This species starts blooming in July and continues for a month or more; later the seed pods are unusually attractive.

A kind which we have known as *undulata media* has decidedly blue foliage and is supposed to have wavy leaves, though this trait is not particularly noticeable in typical forms. As with the blue spruce, all specimens are not blue, so those that are should be divided. It grows somewhat larger than the lance-leaf kind and flowers in a similar manner. Sometimes it is confused with the cushion plantain-lily whose manner of growth is somewhat different, as the leaves have even more of a wavy appearance and a permanent bluish color. This is listed in some of the catalogues as *H. sieboldiana*.

The most striking kind for specimen planting such as a clump in a rock garden comes from Japan and as yet is not well known in American gardens. Listed as *H. glauca*, it is distinguished by its graying foliage.

Portable window gardens

[Continued from page 38]

fastened a row of iron rings to the wall just below the window sills, then took a piece of brown paper and cut it in scallops large enough to mask the flower pots she planned to place in the

I'M TELLING YOU— FLEAS CARRY WORMS!



There's more to the flea than his bite! He carries certain worm eggs. "Show them no mercy!" I tell the master. So he gets Sergeant's Improved SKIP-FLEA POWDER that really kills them all.



It's a treat for me. As SKIP-FLEA goes on—fleas "bite the dust," and DIE! And that borated powder takes out the itch, soothes the old scratches.



Sometimes we use SKIP-FLEA SOAP. It's just as hard on the fleas and cleans me up too. You can get both POWDER and SOAP at drug and pet stores. Ask them for your free Sergeant's DOG BOOK (or write Sergeant's, Dept. GA-8, Richmond, Va.).

Sergeant's

DOG MEDICINES



WHEREVER YOU GO—
Cash's
WOVEN NAMES.

At college, as every girl knows,
They borrow your gowns and your hose;
But with names made by Cash
(Sewn on in a flash)

You're sure to get back your own clothes.
Personalize and protect your belongings with
Cash's Woven Names. Easy to attach with
thread or Cash's NO-SO Cement. Sold by dept.
stores everywhere; or write us.

CASH'S
Trial Offer: Send 15c for one dozen of your own
first name and sample of NO-SO Cement.
189 Chestnut St., So.
Norwalk, Conn., or 6223
So. Gramercy Place, Los
Angeles, Cal., or 29 Gray
St., Belleville, Ont.

Ask your department store to show you
Cash's new "La Belle" Trimming!

CASH'S 3 doz \$1.80 6 doz \$2. NO-SO 25¢
NAMES 9 " 2.92 12 " 3. Cement 6 tube

Can You Equal This Home for 795

Shipped
Direct
from Our
Mill

Save 30% to 40%
on Your New Home..

Don't pay several hundred dollars more than
necessary when you build a home! Buy it direct
from our mill at our low factory price. We ship you
the materials—lumber cut-to-fit, ready to erect.
Paint, glass, hardware, nails, etc., all included in
the price—no extra charges. We pay the freight.
Plans furnished—also complete building instructions.
No wonder our customers write us that we saved
them 30% to 40% compared with builders' prices.
Easy terms—monthly payments.

**Handsome Big
CATALOGUE FREE**
[Picture wonderful homes in colors at money
saving prices. Designs to suit everyone.]
Write for your catalogue today!
LEWIS MANUFACTURING CO.
Dept. 3198 Bay City, Michigan

THE AMERICAN HOME, AUGUST, 1939

rings. This pattern, copied in wood by the local carpenter, she fastened up in front and at either side to form an apron which would conceal them completely. The effect was most unusual and the arrangement practical.

For instance, window-boxes must be watered frequently lest the small amount of soil they contain dry out and the plants die. With this window-box it was a simple matter to take out the pots and soak them thoroughly once a week or as often as necessary. The business of replacement was also easy, for if one plant withered or sickened it could be removed and another substituted without disturbing any of the others. The one flaw about such a box is the fact that it can be used only on the ground floor, because its skeleton construction makes it no longer a thing of beauty when viewed from below.

A very important feature in any window-box—and probably the most important in an upstairs box—is ability to retain moisture. All boxes are subjected to intense heat, of course, because they get not only the sun's direct rays but also reflected heat from the wall of the house or from the glass of the window when closed. The watering of downstairs boxes is usually done from the outside; upstairs it must be done through the window, which often means the inconvenience of lifting the screen and leaning out over a radiator or a piece of furniture. To get the maximum amount of water in such a box with a minimum of effort, some system of irrigation should be used. The metal self-watering boxes now on the market are excellent, but it is quite possible to arrange an efficient homemade irrigation system. First, two or more inches of gravel, pebbles, or broken flower pot should be spread on the bottom of the box. On top of that, two empty tomato cans with their sides generously perforated with small holes are set upright and the prepared soil is filled in around them almost up to the rim. The box is now ready to be planted so that the cans will be hidden by the spreading foliage and blossoms. They should be so placed that, when water is poured into them, it will seep out on every side and soak the soil thoroughly all the way down.

It is important, before placing brackets to support a window-box, to decide what kind of material will be used in it. If it is to be upright plants like geraniums, the box should be set sufficiently below the sill so that they will not keep out too much air on hot days. If a very low box and low growing plants are used, it can, perhaps, be placed right on the sill and secured there with brackets. If it has a southern exposure,

"Finer stitches, Abbie!"




*"Home-work" included making
sheets—100 years ago!*

WHAT LITTLE GIRL today is taught how sheets are hemmed by hand? Or how to bleach "brown sheeting" in the sun? Who needs to know such things? For an amazingly small sum you buy rich, smooth Pequots...snowy-white, beautifully finished. And so firmly, staunchly made that the name "Pequot" has come to mean "long service"!

We are proud...on our hundredth anniversary...to have helped bring you finer sheets. And happy that your approval has made Pequot the most popular sheet in America!
Pequot Mills, Salem, Massachusetts.

PEQUOT

Sheets and Pillow Cases



ALSO MAKERS OF SALEM SHEETS—A MEDIUM WEIGHT MUSLIN—AND PEQUOT PERCALE

ONE PACKAGE FOR THE MEDICINE CABINET

Our Baking Soda is pure Bicarbonate of Soda prescribed by physicians for so many remedial uses that it is economy and convenient to keep an extra package in your medicine cabinet.

- AND ANOTHER FOR THE KITCHEN

Arm & Hammer and Cow Brand Baking Soda have been favorites with good cooks for generations. With sour milk or acid juices they form the ideal leavening for breads, rolls, cakes and cookies.



ARM & HAMMER and COW BRAND BAKING SODA
Are Identical

CHURCH & DWIGHT CO., Inc.
10 Cedar Street, New York
Please send me Free Book, describing uses of Baking Soda, also a set of Colored Bird Cards.

Name _____ W-18
Street _____
City _____ State _____

(Please print name and address)

a third tomato can might well be added to provide extra moisture; or if there are awnings, they might be let down during the heat of the day to protect the plants from the glaring sun. These details vary according to climate, location, and special circumstances, but it should always be remembered that a window-box is a decoration and must not be an obstruction to interfere with either the view or the circulation of welcome air.

The next thing to consider is the decorative effect desired. A common mistake is to forget that the color of the box is as important as that of the flowers in it. Shades of green are always good for the container, or white, or ivory tones, depending on the color of the house and its trim and shutters. So take account not only of the background color of the building, but also of the inevitable variations in the color of the plant materials.

For continuous summer bloom, nothing is more satisfactory than petunias. That profusely blooming, lovely, old-fashioned variety, Rosy Morn, will stand much neglect and still give abundant beauty. Geraniums, also, are a stand-by for window-boxes, needing little care but more water than petunias. The faded blossoms should be cut off frequently as they are more noticeable than those of petunias.

For a spring effect in a box which can be replanted later, pansies make a splendid showing. Their place can be taken by such annuals as heliotrope, ageratum, lantana, and alyssum. For foliage effects and backgrounds, coleus, dracaena, English ivy, and periwinkle (*Vinca minor*) are much used, although, of course, the last named has attractive flowers, too. One interesting and successful combination in a box eighteen inches deep consisted of yuccas at

LEARN TO IRON

SHE'LL BE VERY GLAD SHE NOTICED THIS BIT OF NEWS—

WELL—PERFECT HOT STARCH WITHOUT BOILING IS NEWS—GOOD NEWS!


BEAUTIFULLY SPEEDILY HAPPILY!

Here's that modern way to hot starch without mixing, boiling and bother as with lump starch. Makes starching easy. Makes ironing easy. Restores elasticity and that soft charm of newness. No sticking. No scorching. Your iron fairly glides. A wonderful invention. This free test convinces.

Send for a Trial Packet.

ELASTIC STARCH

THANK YOU
THE HUBINGER CO., No. 740, Keokuk, Ia.
Your free sample of QUICK ELASTIC, please.
"That Wonderful Way to Hot Starch."



Your Comfort depends Upon
AUTOMATIC CONTROL

THE FINEST cooling or heating equipment money can buy can produce satisfactory results only if it is properly controlled. Automatic controls make automatic cooling or heating possible. They are just as important as the equipment itself.

Minneapolis-Honeywell Controls Will Give You More for Your Money

COMFORT - The exclusive M-H Heat Acceleration principle produces exactly the temperature or condition you desire within the limits of the heating or cooling system.

CONVENIENCE - M-H control gives you complete freedom from manual attention even to lowering temperature at night and automatically restoring it in the morning.

ECONOMY - M-H precision control means no waste. Your burner will operate less time to produce the required conditions.

DEPENDABILITY - M-H controls are the result of 54 years of leadership and unequalled research and manufacturing facilities.

A Twist of Your Fingers

sets the Da-Nite Acratherm (illustrated) to night economy temperature. It automatically restores day comfort in the morning before you arise.

INSIST UPON M-H CONTROLS for better results when installing new or modernizing present heating systems. There is no substitute for quality.

SEE YOUR DEALER TODAY

Minneapolis-Honeywell Regulator Company, 2737 Fourth Ave. S., Minneapolis, Minnesota.

MINNEAPOLIS HONEYWELL
Control Systems

the corners; Sedum spectabile, which stands any amount of neglect; vincas in different colors; ground-ivy or gill-over-the-ground (*Nepeta hederacea*) to hang down over the sides, and, in the spring, a liberal sprinkling of portulaca seed on the freshly loosened soil surface. In addition, each year a few geraniums were planted (to be removed during the winter).—SOPHIA YARNALL

The Ignorers, the Comparers, the Suggesters

(Continued from page 311)

growing things will surely slow your steps. Meekly you follow the Ignorer's hasty exit from your own Eden.

THE Comparers usually take longer than the Ignorers to do a complete job of annihilation. They can describe the most astonishing out-of-season oddities in a way that makes you feel that tating would be a more suitable avocation and a more satisfactory one than gardening. Your blooms are positively Lilliputian. If it grew in your garden, even Jack's famous bean-stalk would inspire no enthusiasm. But, "My dear, have you seen Alice's peonies? Just imagine, they're actually the size of grapefruit!"

"Wonderful!" you marvel.

"I'll never see wisteria without thinking of my brother's in California," she continues. "Clusters at least a foot long!" You tremble lest the flowers in your modest beds should overhear. "Five thousand tulip bulbs, and every one in bloom! It was too wonderful. I never saw anything like it before." No, I don't suppose we could buy five thousand tulip bulbs without mortgaging the entire garden and throwing in the new fifty feet of hose to boot. But, again, suppose those poor dears of mine can hear! All the murmured endearments of months, of care could not atone for this disparagement. You must silence this onslaught.

"To me," you declare, "the delight of a garden is not two weeks of bloom and show and then nothing at all afterward. I always work for a continuous succession of bloom."

"Oh, yes, of course. But after the tulips were taken up, rose-ver-bena and ageratum and later things were put right in." No luck. That sally missed its mark. The experience generates the same feeling that urges the maniac in us, after viewing a smart assemblage of well-dressed women, to hurry home and snip-snip every rag that hangs in the closet with the enormous dressmaking shears. Anything to put those old relics

DID YOU READ THIS
26 YEARS AGO?

A Sparkling Clean Water-Closet Bowl

can now be had in every home. Sani-Flush will remove all discoloration without scouring or touching the bowl with the hands. It positively will not hurt the plumbing connections.

Sani-Flush



Cleans
Closet
Bowls
Quickly—
Easily—

This is an old-time advertisement. For more than 26 years, SANI-FLUSH has been the easiest and best known way to clean toilets. (Also cleans out auto radiators.) See directions on can. Sold by grocery, drug, hardware stores. 10c and 25c sizes. The Hygienic Products Co., Canton, Ohio.

YOUR MODERN KITCHEN

Now you can have it!

FREE BOOK TELLS YOU HOW!

With standard sizes to fit any space and new reduced prices, it is easy to Modernize Your Kitchen with Elgin. Plan it yourself... install it yourself... or use Elgin's Kitchen Planning Service. Our Free Book tells all about it! Get your copy now.

ELGIN STOVE AND OVEN COMPANY
659 N. State St. Elgin, Illinois

Elgin STEEL KITCHENS

THE EASIEST WAY TO "DRESS-UP" YOUR HOME!

And we mean "dress-up"! Velvet flat walls in any one of 10 pastel tints or 12 deep colors. Flattering to furnishings and to the lady of the house. In an hour or two a room is rejuvenated. One coat does the work of two... easy to apply... no odor. This amazing paint is thinned with water only. Expert painters recommend and use Mural-tone because it saves time, money and labor. It pleases keen buyers and smart homeowners who like to have rooms that friends will admire. Tear this ad out as a reminder to see your dealer; or write The Muralo Co., Inc., Box A-5, Staten Island, N. Y.



mural-tone WALL PAINT

Beautiful... Durable... Sanitary
Economical—one coat covers and hides

beyond recognition, beyond the "making-over" stage.

But you can't revenge yourself on plants—on sturdy energetic fellows that are renewing their efforts to grow with every rain and every mite of sunshine. The Comparers score an all-too-easy victory. You cannot gird your loins and impress on them with a stone mallet the fact that, no matter what else they have seen, your garden is pretty, too. The best system is to let them win. Competition only sharpens their keen-edged blades and prolongs the torture.

THE last class of obnoxious pests comprises the Suggesters. They prove far more difficult to deal with, because they give you the appalling impression that after all they are only being helpful and it is "all for your own good." The typical Suggester starts for the garden slowly, and after insulting the rock garden by asking if you have ever tried alpine, he gradually works up to his subject.

"Why don't you lighten the soil in the hybrid tea rose bed with peat moss? Your Gardenia climber doesn't seem to be doing very well, does it? The trellis ought to be covered by now. Too bad you didn't move it last fall. Do you use cow manure?"

"Yes," you manage to reply, in spite of the obstruction in your throat caused by unspoken anathemas, "but I didn't have very much this year. We needed so many things." That was just too bad, it seems, because the Suggester had a lot left over and if he had only known. . . "What? No gladiolus this year? You ought to have some . . . You don't like them? You haven't room? Why, glads take such a little space . . . Why don't you dry some gomphrenas and statice for the house this winter? My wife had a fine bunch last year." "So did I," you claim, but no one heard that. "You know, this shrub ought to be moved. And that tree is crowding everything in the border." How thoughtless of you, you mutter to the wicked tree. But the Suggester goes ruthlessly on.

"Those weeds will be scattering seeds in a day or so," is the next comment. "They should never be allowed to get so high."

"I know, but there is so much to do that some things have to be overlooked." You are losing courage now and becoming apologetic. You meekly concede that you should stake up these pompon dahlias and disbud more of the formal decoratives. Meanwhile you vaguely wonder whether this same person would have told Caesar that he should have carefully avoided the Senate on the day that he was betrayed.


Yes, alas, this process is far



Choose your
INSULATION
as carefully as
PLUMBING
and you'll buy . . .

Presstitched
KIMSUL
Expanding Blanket
INSULATION

INSULATION, like plumbing, is a lifetime investment . . . it's hard to replace except by tearing down a portion of your house. So when you buy insulation, select it as carefully as you would plumbing, thinking of permanence and efficiency as well as economy. Then you will not only have a good investment but a home that is cooler in summer and warmer in winter.



Kimsul blankets come in widths which exactly fit between standard studding—save cutting and measuring on the job.

If you're planning to insulate, ask your contractor or lumber dealer about Kimsul's low cost, installation economies and comparative efficiency. It's the wise way to buy—the way Kimsul welcomes. For Kimsul stands up under any comparison.

*Reg. U. S. & Can. Pat. Off.

Kimsul
Year 'Round Comfort
Permanent Protection
Pays for Itself

KIMBERLY-CLARK CORPORATION (Kimsul Division)
Established 1872 Neenah, Wis.
122 E. 42nd St., New York • 8 S. Michigan Ave., Chicago
Send Free book "Kimsul—Year 'Round Insulation" A11939

Name _____
Address _____
City _____ State _____
Planning New Home ☐ Modernizing ☐

The New Quick-Kill BORATED

Your dog would tell you that killing his fleas "ain't enough"; he wants you to do something to lessen his scratching, too. And that's what the new, quick-kill, borated Pulvex does! • First, it kills the torturing fleas on your dog. Then it helps soothe and allay the after-itching due to scratching. It contributes even more to lessening scratching because it keeps new fleas off the dog for several days, gives his sensitive hide a chance to normalize. • Kills 100% faster than the old Pulvex.

PULVEX
FLEA POWDER



Kills the Fleas *Quick*

..helps SOOTHE Irritations Due to Scratching



AMAZING...
UNBELIEVABLE...
but TRUE

A SPOT OF PULVEX
WILL KILL THE FLEAS
ON YOUR DOG

MAKES YOUR DOG
so much more
COMFORTABLE

PULVEX 6-USE DOG SOAP kills fleas, oils, tones, deodorizes, grooms, cleans. 50c. Pulvex Flea Soap, 25c.

1
HIDES FACE AS ROMPING HUSBAND SPILLS TOBACCO ALL OVER HER JUST-CLEANED RUG

2
TELLS HUSBAND TO GET VACUUM, BUT ON SECOND THOUGHT DECIDES HER NEW BISSELL SWEEPER WILL BE BETTER

3
THANKFUL THAT BISSELL'S EXCLUSIVE HI-LO BRUSH CONTROL AND BRUSH CLEANER, WORKING TOGETHER, CLEAN ALL RUGS BEAUTIFULLY

4
REACHES UNDER LOW FURNITURE WITH EASE, DELIGHTED THAT STAY-ON BUMPERS PREVENT SCRATCHING

5
DECIDES TO USE HANDY BISSELL EVERY DAY, AND SAVE VACUUM CLEANER FOR ONCE-A-WEEK CLEANING

6 See the new "streamlined" Bissells
\$3.95 to \$7.50 at your dealer's

\$6.95

BISSELL
World's best since 1876—constantly improved
GRAND RAPIDS, MICH.


ZIM JAR OPENER

Patented
"Opens anything that wears a cap"

Jars (including Mason Jars), Glasses, Bottles, Cans, with screw caps, pry-up caps, friction caps, vacuum caps, crown caps.

(Also tightens screw caps)
This is a wall fixture—swing it up when you want to use it, or down when you want it out of the way—it's always in place.
There are no adjustments to make. Made of steel for lifetime service. Lasting silvery finish. \$1.00—Chromium, \$1.25—Guaranteed. If your dealer cannot supply you, order direct.

ZIM MFG. CO.
3039 Carroll Ave., Station D, Chicago, Ill.



Screw Cap

Burpee's GIANT SNOWDROPS
Lovely little white blooms, before snow is gone. SPECIAL: 3 Bulbs 10¢; 33 for \$1 postpaid. Order Now! Bulb Book free.
W. Atlee Burpee Co., 104 Burpee Bldg., Philadelphia

HEAVY BODY 3-IN-ONE MAKES LAWN MOWING A PUSH-OVER!

This oil not only lubricates, but keeps lawn mower parts cleaner and free from rust. RIGHT for electric refrigerators and washing machines, too!

At Hardware, Drug, Grocery, 10¢ Stores.



3-IN-ONE OIL

Give Your Pet Relief!

GLOVER'S Double Action FLEA POWDER

KILLS FLEAS and LICE on Dogs and Cats

Also kills Ants, Roaches, Bed Bugs and Plant Lice. Economical! Sold on money-back guarantee.



SPRINKLE YOUR LAWN IN SQUARES

SQUARE MIST
Breaks water into a fine mist spray, distributes it uniformly in squares or oblongs. Ends wasteful overlap. Saturates without puddling. Covers 25 by 25 feet square. Order yours today—Send \$1.00. Try it for 10 days—If not satisfied return it your money will be promptly refunded. (Dealers Write)



If your LAWN is hard to keep green

9 chances out of 10 it's packed and waterproof. Before fertilizer or water can help, the sod must be made porous.

The Sod Spiker

1 makes perforations to let air, water and lawn dressings enter.

2 loosens sod from beneath to store water like a sponge. Lets roots breathe—and grow deep.

At your seed or hardware dealer's. If not, use coupon.

UNIVERSAL LAWN TOOL CO. 3450 N. E. Broadway Portland, Oregon

☐ Send Sod Spiker prepaid (U.S. only). I enclose \$1.75.

☐ Please send free non-technical lawn guide folder.

Name _____

Address _____

Dealer's name _____

more protracted and the odds are not fair. Can you resist the impulse to visit the Suggester's garden the next day and return the compliment? A gleam of hope carries you along far enough so that you say farewell without a display of fierceness—and then you dash indoors to hide your face in the house. It is impossible to look at all the mistakes and inferior specimens.

But if you will tiptoe back to your flowers and friends at sunset and linger among them just long enough to greet them all individually, repose and satisfaction will come surging back to you. You will have discovered the only successful eradicator of the human pests that infest the garden.

Do you have a north side problem?

(Continued from page 35)

are provided for them. Lots of barnyard manure worked into the bed in the fall will make early spring-set plants grow like weeds. And if the bed is never allowed to dry out, they will bloom profusely until very hot weather.

If it's summer flowers you prefer, plant the white plantain-lilies (Hosta). Their foliage alone is attractive enough to pay for the room they take, but they also send up sprays of beautiful, fragrant blossoms in late summer. They are docile and easily satisfied, but do best in rich soil. The Spider-lily (Hymenocallis), which grow wild in the South, is also a summer bloomer and enjoys the cool shade of the north side. A few sprays of the variegated purple and white wandering jew (*Tradescantia multicolor*) inserted two inches into the soil and kept moist will take root and cover this "No-man's Land" in a jiffy, for it roots at every joint.

If you are renting a home and do not want to spend much, plant balsam seed. But wait until the ground is warm and all danger of frost is past, for it is tender.

Maybe you spend your summers away. If so, you will want fall-flowering subjects to gladden your home coming. Salvia and perennial ageratum will do it. The "Garden Encyclopedia" informs us that "Hardy or perennial ageratum is really eupatorium," but, whatever you call it, you will admire its pretty blue flowers in front of a row of vivid, scarlet salvia against your north wall. It should be transplanted or thinned severely every year. Salvia requires rich soil and without it is likely to prove a failure. As it self-sows freely, look out assiduously for volunteer plants.

If you want to hide a north

wall, try Japanese morning-glories. Yes! I know the seed catalogues say, "Give them a sunny location," but right now I am looking at one Japanese morning-glory vine (a volunteer at that) which, no doubt, would have covered the east, south, and west walls, too, if it had sprung up in an ideal spot.

If you need a permanent vine for the north wall, use Clematis paniculata. It's a vigorous grower and the roots are quite hardy, even though the top dies each winter. Its clean green foliage is beautiful and the fragrant, white blossoms that come in late summer are delightful, not to mention the fluffy effect of the seed pods.

A shady corner well treated

(Illustrated at top of page 35)

The illustration that heads the foregoing article, on page 35, shows a shady north side corner at the home of Mr. and Mrs. Clarence Fraim of 2401 Baynard Boulevard, Wilmington, Delaware. Finding that shrubs and other more orthodox foundation planting material would not thrive there, the owners transformed the spot into an interesting rock garden or fern nook, with water trickling over old weathered boulders into a miniature pool, and eleven varieties of woodland ferns supplying a soft, thoroughly pleasing setting. Toward the edges, dogwood, holly, mountain-laurel and rhododendrons provide a background, while among the rocks and ferns, hepatica, jack-in-the-pulpit, trillium, wild orchids, dogtooth violets and a skunk-cabbage or two herald the coming of spring. The tree at the right is a pin oak.

Flowers in the snow

(Continued from page 17)

them. This is the first essential point if you want flowers in February. The second (and only other vital one) is to grow them in a south or southeastern exposure, preferably with a wall (a house wall is perfect) to the north, and, if possible, another to the west of them.

There are three especially lovely snowdrops, all easy to obtain and to grow—*Galanthus nivalis*, its double variety, *flora plena*, and *G. elwesii*. *G. nivalis* blooms first, bearing a single blossom with six petals. The outer three are white, and the inner ring, standing close and upright forming a tiny cup, are peppermint striped, green and white. Deep in the cup is a small cluster of yellow stamens. The blossoms grow with their heads hanging down but be sure to lift one by the chin and peek inside; the effect is completely enchanting.

Discount on IMPORTED BULBS if ordered before August 15th

**Crocus
Zonatus**
Doz. \$65
100 for
\$3.75



Take advantage of our **EARLY-ORDERING DISCOUNT**. (See Page 1 of Catalogue). Send your order this month for Tulips, Daffodils, Hyacinths and Crocus. Bulbs ordered now will be sent this Autumn. Need not be paid for until delivery time.

AUTUMN-FLOWERING CROCUS

must be planted in September. Bloom in October. Order at once! Crocus Zonatus, the favorite lilac-colored variety—

Dozen \$65 100 bulbs for \$3.75

THE IMPORT BULB CATALOGUE FREE UPON REQUEST

Richly illustrated in color. Contains the most complete listing of bulbs in all America!

Wayside Gardens
12 Mentor Ave., Mentor, Ohio

Burpee's GIANT DAFFODILS
Yellow Long Trumpets—yellow, white and bi-colors, mixed. Guaranteed to bloom. Special postpaid: 5 Large Bulbs 25¢; 22 for \$1; 120 for \$5.
Fall Bulb Book free—Tulips, Crocus, Daffodils, etc.

W. Atlee Burpee Co., 103 Burpee Bldg., Philadelphia

BUGS spoiling your GARDEN?

Kill them with Red Arrow Garden Spray. It's quick, simple, sure, inexpensive. Kills insects that harm roses, other flowers and shrubs. Also ants in lawns. Safe to humans, birds, pets, when sprayed. 35¢ bottle makes several gallons. Easy-to-follow directions on label. Buy Red Arrow Garden Spray where you buy garden supplies.
FREE Send post card to McCormick Sales Co., Baltimore, Md., for Garden Insect Control booklet No. 388.

"NO CRAB GRASS.. NO WEEDS..AND A Lawn like Velvet"

That's what a Chicago customer says about his lawn of Scott's Creeping Bent, and Dr. Rigg of Glen Ridge, N. J., writes, "I converted my lawn to your Creeping Bent and have the finest one in this section." Scott's Creeping Bent will grow in any state from Maine to Missouri. Ask for our booklet **BENT LAWS**. The best planting time is from August 1 to November.

O. M. SCOTT and SONS COMPANY
88 Main Street Marysville, Ohio

Scott's
SCOTT'S SEED makes BEAUTIFUL LAWNS!


The double form of nivalis is, I think, absolutely bewitching. The outer snow white petals open in a star shape to reveal within double clusters of small green and white ones. Elwesi, though single, is perhaps best of all, being larger than the others; and each Llossom may last for a period of at least three weeks in the garden.

Snowdrops increase from year to year and do not like to be moved, so select a permanent place for them. They do best in partial shade and among the shrubs around the house is a perfect location if the ground is not ivy-covered, for the six-inch flower stems would barely rise above the ivy leaves. The rock garden is also a good spot. Don't choose the lawn, for as with all bulbs, after they finish blooming, the tops should be allowed to die down naturally and not be mowed off while green.

Once you have decided on a location, plant the bulbs with pleasant abandon. Not by the dozen, but by the hundred if possible, and about eighteen to the square foot. Set them three or four inches deep and three inches apart. But save out a few for a special Christmas surprise for your friends, or for a treat in the indoor garden. Pot these in bulb fiber, peat moss, or plain soil in three-inch pots so their tops are an inch below the surface. Plant them close, perhaps five to a pot, then sink the pots somewhere outdoors. In October cover them with leaves so the ground will not freeze solid around them. Bring them indoors about November and you should have gay little pots of blooming snowdrops before December 25th. If you pot up a large number, you can bring some in every couple of weeks for an all-winter succession of flowers.

Perhaps the reason I am so partial to snowdrops is that one cold winter night, when I was feeling gloomy and full of bronchitis, my husband brought me in some of ours from a colony we were starting by our front door. They were in full bloom and frozen stiff—like flowers of crystal. As they glistened in the lamp light they seemed lovelier in each frosted detail than any blossoms I had ever seen in my life.

You should get hundreds of winter-aconites, too. And when they arrive be not discouraged at what spills out with the peat moss or whatever your dealer uses for packing material. At first you see nothing; then a lot of what appear to be small, dead sticks and stones separate themselves from the chaff. In each of these unpromising roots, which hardly resemble bulbs at all, lies a golden blossom waiting to grow and lend its special dramatic touch to your garden. Bury these bulbs also three inches deep, and four inches



send
for this
FREE
book

Webster Electric Company, Racine, Wisconsin (A)

Send me your **FREE** booklet "How to Choose a Good Oil Burner" which contains illustrations and other data which will enable me to buy wisely.

Name

Address

City State

For convenience, just paste this coupon on a penny postcard

for CLEAN CONVENIENT FULLY AUTOMATIC HEAT...

If you want to know all the things you need to know to choose a good oil burner, send for the **FREE** booklet illustrated above.

Learn all the facts about oil heat and the most important facts about an oil burner. Why the only "tending" it ever needs is just a finger movement of the thermostat. Why it is so clean and so convenient and why you should be careful to choose a **GOOD** oil burner, not just any oil burner.

This company has prepared this impartial comprehensive booklet for your protection and to tell you why the transformer and fuel unit—the "ignition system" and the "fuel supply system" of a burner—are so important.

The Webster Electric Ignition Transformer and the Webster Electric Fuel Unit are standard equipment on most good oil burners. Over 400,000 Transformers and 150,000 Fuel Units have been sold. Take your dealer's advice if he says: "This burner is Webster Electric-equipped!"

WEBSTER ELECTRIC COMPANY
Racine, Wisc., U. S. A. Export
Dept.: 100 Varick St., New York.
Cable Address: "ARLAB" N. Y.




You can make a cleaner "rumpus room" out of your basement if you install a good oil burner.



Just set or change the thermostat to the temperature you desire. That's all the "tending" an oil burner requires.

CHOOSE A Good Oil Burner!



Webster Electric

"Where Quality is a Responsibility and Fair Dealing an Obligation"

STASSEN'S 15 for 25¢
FALL FLOWERING CROCUS
15 ZONATUS, Soft Lilac 25¢; not more than 50 at \$1 ppd.
15 SPECIOSUS, Deep Blue 25¢; 50 at \$1 ppd.
These Fall Flowering Crocus bulbs are guaranteed to bloom this Oct.-Nov., anywhere, and perfectly hardy. Planting instructions included. Complete HOLLAND BULB CATALOG Free
STASSEN Floral gardens, Box 19, Roslyn Heights, N. Y.

DREER'S
12 Beautiful Perennials
For Summer Sowing \$1
A \$2.00 Value for
Aquilegia Long-Spurred Hybrids
Delphinium Dreer's Deluxe Hybrids Mixed
Dianthus-Sweet Wivelsfield Mixed
Digitalis (Fox Glove) Giant Mixed
Gaillardia grandiflora compacta, Goblin
Hollyhock Imperator Mixed
Iceland Poppy, Amurensis
Oriental Poppy Hybrids Mixed
Pansies Swiss Giants Mixed
Pyrethrum grandiflorum Mixed
Shasta Daisy Alaska
Sweet William Holborn Glory Mixed
Reserve Your 1939 Bulb Catalog Now
HENRY A. DREER
106 Dreer Bldg., Phila., Pa.

NATIONAL MOWER CO.
831 Cromwell Avenue St. Paul, Minn.
Sickle mower, power driven, rubber tired, pulls self, cuts high grass, hay, weeds, on level or rough. Moderate Price.
Write for 6 times faster than a scythe
Catalog

Burpee's CROCUS 10 BULBS 10¢
All Colors Mixed
Choice Bulbs, Special Offer—Blue, purple, white, yellow, also striped. Postpaid: 10 Bulbs 10¢; 100 for \$1.
All you want at this low rate! Guaranteed to bloom. Order early!
Burpee's Fall Bulb Book free—highest quality, low prices, to plant freely this fall. Write today.
BIG DOLLAR VALUES
25 Giant Darwin Tulips, all colors, mixed \$1
22 Giant Trumpet Daffodils, many colors, mixed \$1
20 Red-Cupped Daffodils, assorted... \$1
18 Large Hyacinths, mixed \$1
15 Regal Lilies \$1
Any Six \$1 Lots \$6!
BULB BOOK FREE
W. Atlee Burpee Co., 103 Burpee Bldg., Philadelphia

LOOK WHAT HOLLAND ADVERTISED LAST YEAR!

HOLLAND CAN NOW INSTALL A FURNACE FOR LESS THAN ANY OTHER MANUFACTURER!

AND NOW HOLLAND AGAIN REDUCES FURNACE PRICES

THOSE HOLLAND MEN CERTAINLY DID A PERFECT JOB—DIDN'T THEY?

YES...AND USING SO LITTLE COAL SAVES ME MANY A TRIP TO THE BASEMENT!



Guaranteed PERFECT HEAT IN EVERY ROOM... At Lowest Prices Ever Offered

● Holland's increased production for the predicted 1939 building boom has substantially cut costs and the saving is being passed on to home owners. So, it is more than ever true that a Holland Heating System is not only definitely more efficient but actually costs less than any other if fairly compared—pipe for pipe, casting for casting and size for size.

In comparing a Holland estimate with others, therefore, be sure they all call for equal capacity in every detail. A heating plant with too little capacity may cost less at first but higher fuel bills and repair costs will soon more than make up the differ-

ence. Holland's scientific engineering makes certain you get exactly the right capacity—NO LESS! So, before buying any heating plant, be sure all specifications exactly equal Holland's. If you do, you'll buy Holland because Holland prices will surely be the lowest.

3 YEARS TO PAY

Remember, too, that Holland's liberal financing makes buying extremely easy. You virtually make your own terms—take up to 3 years to pay if necessary. For further information call the local Holland factory branch or mail coupon below.

HOLLAND

FURNACE COMPANY

HOLLAND, MICHIGAN

World's Largest Installers of Home Heating and Air Conditioning Systems

HOLLAND FURNACE COMPANY
Dept. AH-8, Holland, Michigan
Please rush information about subjects checked. ☐ Holland Coal Furnaces. ☐ Automatic Furnace Air-Conditioner for Oil or Gas. ☐ Automatic Oil Burners. ☐ Automatic Stoker. ☐ FREE FURNACE INSPECTION.

Name.....
Address.....
City.....State.....

apart—about twenty-five or so in a clump is a good average.

No one can deny the charm of flowers in summer, but even more exciting—perhaps because they are so unexpected—are those that bloom in midwinter. When you are trying to shake off a winter cold and your friends write you about acres of petunias in Florida, the most heartening thing I know is the sight of something blooming outdoors.

Let's make it rain!

[Continued from page 31]

therefore vary from 6 to 12 inches below the surface, although six inches will be impractical if it is necessary to plow or remake the lawn or flower bed.

Since the average water pressure is seldom sufficient to water an entire yard at once, systems are usually installed in units. Hence, even a small place of 60 by 150 feet will probably have three or four lines each working on a separate valve. This is especially necessary if the supply line from the main is small. Each separate line will also have a drain at the end and, depending on the make, these may be automatic (held in place by the water pressure so that all the pipes are drained every time the water is turned off) or they may be operated by hand and opened only at the end of the season.

Now we come to the debatable part of the whole system, the sprinkler heads, for each concern has its own which it considers superior to all others. For small areas, or among trees, a stationary head is used; this will cover an area of from 20 to 30 feet in diameter, with the 20-foot spread the most common. For larger areas, a rotary head is used; depending on make and water pressure, it will cover a circle from 48 to 100 feet diameter.

Stationary heads are of two general types. The simpler kind has no moving parts; the other is made so that the water pressure lifts the nozzle an inch or so above the top of the head when the system is in action. The latter offers the distinct advantage that it does not project above the ground level where the lawn mower can hit it. Some heads are equipped with a hinged cover that closes flush with the ground surface when the water is turned off. Incidentally the present recommendation of many lawn experts to cut the grass no less than 1½ inches tall, makes it possible to run a mower over some types of stationary heads without injuring either blades or heads.

These various heads vary considerably in the amount of water they deliver, and, consequently,

the cost of operation. One good head will give as little as 2½ gallons per minute, while others may give as much as 4 or 5 gallons per minute. Another important point is the distribution of the water. A good head will apply approximately the same amount one foot, five feet, and ten feet from the outlet. Some apply most of the water to the inner half of the area watered.

To water the parking space between curb and sidewalk or a flower bed along a path, special heads, watering on one side only, are used. In the case of trees, a small head may be installed on each side so that it covers a little over half a circle. In flower border and shrub plantings, the sprinkler heads are raised to clear the tops of plants while around the house the semi-circular half-heads can be used to avoid drenching the foundation. All systems are so constructed that the heads can be raised or lowered if the surface of the lawn is made higher by top dressing, or lower by settling.

But, you say, your place is too small (or, perhaps, too large) for one of these systems. Well, at least one irrigation engineer has installed systems on properties costing as low as \$6000. In such places but a dozen sprinkler heads are required. It is a long way from these small jobs to the average installation with fifty to seventy-five heads, and still further to the big jobs of 1000 and more irrigation heads. But in all sizes they are practical and have proved satisfactory.

SUPPOSE you have a system installed with the valves hidden in copper standpipes along the edge of the lawn. You take your long-handled valve key and turn on one or maybe two lines at a time, regulating the pressure so that both operate at the same volume. You will let them run for ten to fifteen minutes, then turn them off and turn on another line or two, and so on until the entire yard is watered. You repeat this two or three times a week depending on the amount of water you apply each time. Some home owners like to have definite watering days, just like wash days. Ordinarily you plan to apply one inch of water per week, minus whatever is supplied by rainfall. During July and August you can increase the total to 1½ inches. Care should be taken, however, not to waterlog the soil. Allow the lawn to dry out so that it will be aerated between waterings. Since you do not have to watch the sprinklers, you will probably turn them on each morning when the pressure is adequate, that is, at least forty-five pounds at the meter and preferably sixty pounds. Just think how much labor such an installation saves!



"HARDLY A CALORIE IN A CARLOAD, GIRLS!"

SYLPH SALAD

SAVORY WITH **REAL MAYONNAISE!**



SYLPH SALAD

- 4 pineapple sections, cut lengthwise
- 1½ cups honeydew melon balls
- 1½ cups watermelon balls
- 4 orange sections, free from membrane
- Romaine Watercress
- Rhubarb curls
- *Fruit Juice Mayonnaise

Cut washed, unpeeled, tender rhubarb stalk in half and then into very thin lengthwise strips about ¼ inch wide. Leave in ice water until curled. Arrange pineapple, melon balls and orange on romaine (or lettuce) on a chop plate, as illustrated. Garnish with watercress and rhubarb curls. Serve with *Fruit Juice Mayonnaise, made by blending thoroughly together 1 cup Hellmann's or Best Foods Real Mayonnaise, 5 teaspoons pineapple juice, and 1 teaspoon lemon juice. Serves 4.

LUCY'S LUSCIOUS LUNCHEON STARTS A BRIDGE CLUB FAD

"YOU'RE SO SMART! ST SLIMMING SALADS GETE THIN...BUT THIS ABSOLUTELY YUMMY! OW DO YOU DO IT?"

"WITH REAL MAYONNAISE, PET! I NEVER LET THE GROCER SEND ME ANYTHING ELSE"

"REALLY, LUCY? BUT WHAT'S THE DIFFERENCE BETWEEN REAL MAYONNAISE AND SALAD DRESSING?"

"THIS REAL MAYONNAISE HAS NO STARCHY FILLER IN IT. IT'S ALL MAYONNAISE! THAT'S WHY IT TASTES SO RICH AND CREAMY, AND DOESN'T TURN WATERY WHEN YOU ADD MILK OR FRUIT JUICES"

REALLY FRESH, TOO!

Read why Real Mayonnaise tastes fresher even than home-made!

You, yourself, know that a dressing for salad can taste no fresher than the salad oil used to make it. Our Real Mayonnaise (Best Foods in the West; Hellmann's in the East) is made with "FRESH-PRESS" Salad Oil, which we ourselves prepare fresh each day, as it is needed. Then in our double-whipper it is mixed with eggs, added egg yolks, our own special blend of vinegars and choicest spices. Nothing else. No starchy fillers. It's all mayonnaise—Real Mayonnaise! That's why it tastes so rich, so creamy and so FRESH!

"WRITE IT DOWN, MRS. SECRETARY... FROM NOW ON THE MEMBERS OF THIS CLUB WILL MAKE ALL THEIR SALADS WITH REAL MAYONNAISE!"

BEST FOODS ↔ HELLMANN'S

Real Mayonnaise



↑ IN THE WEST
↓ IN THE EAST

By burning 25% slower than the average of the 15 other
of the largest-selling brands tested—slower than any of them
—CAMELS give smokers the equivalent of

5 EXTRA SMOKES PER PACK



SEEING IS
BELIEVING



ONCE again—read the words above. There's *news* in those words. They mean that when you smoke Camels, you get MORE for your money. Extra smoking—plus a further bonus of finer, more expensive tobaccos! The extra smoking in Camels was measured in laboratory tests.

A group of scientists tested—*impartially*—16 of the largest-selling cigarette brands and discovered that:

1 Camels contain MORE TOBACCO BY WEIGHT than the average for the 15 other of the largest-selling brands.

2 CAMELS BURNED SLOWER THAN ANY OTHER BRAND TESTED—25% SLOWER THAN THE AVERAGE OF THE 15 OTHER OF THE LARGEST-SELLING BRANDS! By burning 25% slower, on the average, Camels give smokers the equivalent of 5 EXTRA SMOKES PER PACK!

3 In these tests, CAMELS HELD THEIR ASH FAR LONGER than the average time for all the other brands.

Camels burn slowly: *Camels smoke cooler.* And their taste is milder, more delicate. Try a Camel today. It is emphatically the cigarette of costlier tobaccos . . . emphatically the cigarette that gives you more for your money. America's luxury smoke *every* smoker can afford! Try a Camel—and see for yourself!



"Let's make this
new cigarette test!"

At the Ritz-Carlton in New York, Mrs. J. Lyle Phillips compares cigarettes this new way. "Look!" she says to her friends. "The Camel is burning more slowly. And the ash stays on longer! That's one way of telling that Camels are cool and mild. And they have such grand fragrance, such delicate taste." Smoking a Camel is not just smoking. *It's smoking pleasure at its best!*

SMOKING IS
BELIEVING



—the cigarette
of
Costlier
Tobaccos

PENNY FOR PENNY YOUR
BEST CIGARETTE BUY!