

# The American Home

SECOND

10¢

15¢ in CANADA

TAH -

1941 -

711



NOVEMBER 1941



LOW COST DECORATING







## Sure, you can teach an old kitchen new tricks!

*Just read this story of Mrs. Thomas and how she discovered her dream kitchen right in her own home!*

You'd never guess the kitchen above had a past. Or that it ever looked like the Plain Jane workshop at the right.

"That run-down kitchen was my pet hate," Mrs. Thomas will tell you. "Why, I even wanted to sell my home to get away from it."

"Guess it was pure desperation that took me shopping for something to brighten it up a bit. And did I find it! The minute I saw that lovely design of Armstrong's Linoleum, ideas began to pop into my head."

"Use some of those same gorgeous shades of blue for the walls and cabinets," I told myself, "and that beautiful yellow for the main accent

color." At last I saw my dream kitchen coming true!

"I'll be forever grateful to my merchant for suggesting that my Armstrong Floor be installed with rounded corners that never catch dirt—'cove base' he called it. And it was his idea, too, to put the same midnight blue shade of Armstrong's Linoleum on the counter tops. The final touch was hiding the old plaster walls under Armstrong's Linowall—as durable and easy to clean as my smart Armstrong Floor. I certainly have taught my old kitchen new tricks!"

**A BOOKFUL OF TRICKS** you can teach your *own* kitchen—and every room in your house—is yours if you write for "Tomorrow's Ideas in Home Decoration." Illustrated in color—30 pages of fascinating ideas. Sent for 10¢ (outside U.S.A. 40¢). Armstrong Cork Company, 4111 Pine St., Floor Div., Lancaster, Pa. (Makers of cork products since 1860)

*Look for the name Armstrong's on the back.*

**EVERY KITCHEN HAS A FUTURE** as bright as the one above if you touch it with the magic of an Armstrong Floor. This one is Embossed No. 5702, with border of Midnight Blue and Canary Yellow. Cove base, sink, cupboard tops, and sink back splash are Midnight Blue Linoleum. Wall is Armstrong's Linowall No. 776. List of furnishings and sketch of room plan free.



## ARMSTRONG'S LINOLEUM FLOORS

for every room  in the house



PLAIN • INLAID • EMBOSSED • MARBELLE • MONOBELLE • JASPE • ARMSTRONG'S QUAKER RUGS and LINOWALL




# Nathanael Greene



"... great as a soldier ... immaculate as a friend ..."

BORN AUGUST 7, 1742 at Potowomut, Warwick, Rhode Island, Nathanael Greene was permitted only an elementary education but trained, like his brothers, to work at the old forge mill. In spite of this scant formal schooling, Nathanael educated himself to the point where for relaxation he read the Latin poets in the original by the light of the camp fire. When about 32 he married Kitty Littlefield of Block Island. She, who was "singularly lovely . . . and animated," had a buoyant influence upon Greene, especially during difficult military days. General Greene loved to watch her dancing with his dear friend and fellow officer, "Mad Anthony" Wayne, "while the two of them flirted desperately." In the winter of 1778 George Washington danced for "four hours with Mrs. Greene without once sitting down."




Invitation in Greene's handwriting to his wedding with Catherine Littlefield, which took place at the home of his cousin, William Greene

At the news of fighting, Nathanael left for Boston and was placed in charge of troops after evacuation by the British. Active in the defense of New York, then with Washington at Trenton, and finally as commander of the Southern army, Greene evidenced true genius as a soldier, strategist and technician. After the War,



Greene's birthplace in Warwick, Rhode Island, showing the forge in the foreground

for his great service in the cause of Independence, Georgia made a present to Greene of one of its finest plantations, Mulberry Grove; and because of his known affection for his brilliant friend, gave the adjoining plantation to Wayne. Greene took up his residence at Mulberry Grove late in 1785 and the following June died there of sunstroke. He was buried in Savannah, in the cemetery of Christ Church. No tablet was erected and, peculiarly, the whereabouts of Greene's burial plot became obscure, then lost; and it was not until 1901, 115 years after his interment, that his remains were discovered and identified.



Plaque dedicated to Eli Whitney at Mulberry Grove, Ga., in 1940

A few years after her husband's death Mrs. Greene gave shelter to a friend of the family tutor, a Yale graduate named Eli Whitney who had come south but was disappointed in not getting a teacher's position. At Mulberry Grove, with the aid and encouragement of Mrs. Greene, Eli Whitney conceived and completed his cotton gin. The house at Mulberry Grove remained standing until the year 1864 when, lying in the path of Sherman's army, it was destroyed in the March to the Sea. ¶ *The Home*, through its agents and brokers, is America's leading insurance protector of American Homes and the Homes of American Industry.

★ THE HOME ★  
*Insurance Company*  
NEW YORK

FIRE • AUTOMOBILE • MARINE INSURANCE





## WHY MY WIFE MADE ME GET A RETIREMENT INCOME PLAN

SHE was sort of cute about it. She didn't say, "John, you ought to get a Retirement Income Plan." She knew I'd just argue with her.

Instead she said to me, "John, how much money do you expect to earn in the next 15 years?" Well, I'd never thought about it, really. I did a little figuring, tossed in a raise or two, and came out with a grand total that impressed even me. (Try it yourself—you'll be amazed.)

When I told her, she said, "How much of that do you suppose we'll have left at the end of 15 years?" I'm not very good at saving, so when I tried to be honest about that, the results hurt a little. "We'll probably have a better house," I said. "The children will be educated, and we'll probably have a couple thousand in the bank. What's more, we'll have had 15 years of fun."

"John, don't you think we ought to have more than that? In 15 years, you'll be 55. Good heavens, imagine you 55! (She giggled at that.) Anyway, you will be—and maybe you won't want to work so hard. Maybe times will be bad. Maybe—oh, you know—"

I did know. I have an Uncle Frank who has earned a lot of money in his day, but now, at 58, he's living mostly off his relatives. He worked 40 years at a good salary and hasn't any more to show for it than a medal from his office.

"John, let's decide right now that we're going to be sure of our future. Let's start using one of these Retirement Income Plans."

The next day I started digging into the subject of Retirement Incomes. I learned that, if I started using a Phoenix Mutual Retirement Income Plan, I could get a retirement income for life beginning when I reached 55. And it wasn't just an income for me alone. The Plan actually guaran-

teed an income for both my wife and myself as long as either of us lived!

It made no difference that I didn't have a lot of money in the bank, or couldn't invest a lot of money in the Plan all at once. Best of all, the total cost of the Plan was far less than that of ordinary investment methods.

So I qualified for a Phoenix Mutual Plan and started using it. And here's what my Plan guarantees:

*When I'm 55, I will receive a check for \$150, and I will get another check for \$150 every month as long as both my wife and I live.*

*If, after 125 monthly checks have been paid, only one of us is living, a monthly income of \$100 will be paid for life to the one still living.*

*If I should die before reaching retirement age, my wife will receive \$3,000 in cash, and an income for life.*

*If, before 55, total disability stops my earning power for six months or more, I will receive a monthly disability income.*

This story is typical. Wouldn't you like to find out how you can get a guaranteed income for life?

There are Phoenix Mutual Retirement Incomes available in any amount from \$10 to \$200 a month or more. They can begin at ages 55, 60, 65, or 70. They can be fitted with a wide range of insurance features to afford almost any kind of protection needed. Similar Plans are available to women.

### Send for Free Booklet

Send the coupon below and you will receive, by mail and without cost or obligation, a booklet which tells about the Phoenix Mutual Plan and how to qualify for it. This booklet explains how to get a guaranteed income for life, how the Plan can be fitted to your needs, and how it protects you against emergencies. Send the coupon for your copy now.

**PHOENIX MUTUAL**  
Retirement Income Plan  
GUARANTEES YOUR FUTURE

Phoenix Mutual Life Insurance Company  
495 Elm St., Hartford, Conn.  
Please mail me, without cost or obligation, 32-page illustrated book showing how to get a guaranteed income for life, beginning at 55, 60, 65, or 70.

Name \_\_\_\_\_  
Date of Birth \_\_\_\_\_  
Business Address \_\_\_\_\_  
Home Address \_\_\_\_\_

## INDEX TO ADVERTISERS

November, 1941

It is the definite policy of THE AMERICAN HOME to make its advertising pages trustworthy and reliable.

### BUILDING

American Rolling Mill Co.	43
Bennett Fireplace Co.	78
Canton Malleable Iron Co.	78
Carnegie-Illinois Steel Corp., Columbia Steel Co., Tennessee Coal, Iron & Railroad Co. (U. S. Steel Corp., Subsidiaries)	22
Chamberlin Metal Weather Strip Co.	78
Crane Co.	58
Curtis Companies, Inc.	50
Fir Door Institute	54
Heatilator, Inc.	85
Homasote Company	51
Kimberly-Clark Corp.	87
Kohler Company	79
Libbey-Owens-Ford Glass Co.	65
Motor Wheel Corporation (Duo-Therm Div.)	84
Owens-Corning Fiberglas Corp.	59
Ponderosa Pine Woodwork	24
Portland Cement Association	71
Pratt & Lambert, Inc.	52
Red Cedar Shingle Bureau	53
St. Charles Mfg. Company	55
Victor Electric Products, Inc.	55
Western Pine Association	85
Wood for Venetians Assn.	73
Youngstown Pressed Steel Div. (Mullins Mfg. Corp.)	77

### HOUSE FURNISHINGS

Armstrong's Linoleum Floors	2
Bigelow Sanford Carpet Co., Inc.	45
Cambridge Glass Co.	34
Chatham Manufacturing Co.	66
Clinton Carpet Co.	83
Colonial Manufacturing Co.	78
Concord Worsted Mills	78
Copeland & Thompson, Inc.	110
Cushman Mfg. Co., H. T.	30
Duncan & Miller Glass Co.	72
Esmond Mills, Inc.	75
Firth Carpet Co.	72
Gardner Manufacturing Co.	91
Hammond Instrument Co.	31
Heywood-Wakefield Co.	73
Huyck and Sons, F. C. (Kenwood Blankets)	28
Imperial Furniture Company	34
Lullabye Furniture Corp.	52
Muench-Kreuzer Candle Co., Inc.	73
Nagel Chase Mfg. Co.	55
North Star Woolen Mill Co.	41
Owen Silent Spring Co., Inc.	92
Paddy Novelty Company	63
Pearce Manufacturing Co.	100
Pequot Mills	36
Quaker Lace Company	30
Roseville Pottery, Inc.	86
Scranton Lace Company	81
Seymour Woolen Mills	72
Simmons Company	67
Smith & Sons Carpet Co., Alexander	48
Specialty Mfg. Company	78

### COMMUNICATIONS

American Telephone & Telegraph Co. (Bell Telephone System)	6
(Classified Directories)	26

### ELECTRICAL EQUIPMENT

Edwards & Company	44
Electric Steam Radiator Corp.	85
"Hotpoint" Edison General Electric Appliance Company, Inc.	105
I.E.S. Better Sight Lamp Makers	73
Square D Company	78
Victor Electric Products, Inc.	55

### FOODS

Best Foods, Inc. (Mayonnaise)	113
California Packing Corporation	95
Campbell Soup Company	21
Church & Dwight Co., Inc.	99
Coca-Cola Company	27
Corn Products Sales Co. (Karo)	96
Dole Pineapple Juice	111
Heinz Company, H. J.	108
Jones Dairy Farm	110
Kraft Cheese Company	100
Libby, McNeill and Libby	11
North Pacific Nut Growers Coop.	100
Penick & Ford Ltd., Inc.	101
Ralston-Purina Company	109
Saylor's Chocolates, Inc., Miss	104
Standard Brands, Inc. (Royal Baking Powder)	93
Swift & Company	8, 9

### HORTICULTURE

Burpee Co., W. Atlee	54, 86
Dreer, Inc., Henry A.	54
Naughton Farms, Inc.	54
Shaw Manufacturing Co.	54
Swift & Company (Vigoro Tablets)	54

### HOUSE EQUIPMENT

American Grease Stick Co.	90
American Stove Company	106
Autoyre Co.	73
Carnegie-Illinois Steel Corp., Columbia Steel Co., Tennessee Coal, Iron & Railroad Co. (U. S. Steel Corp., Subsidiaries)	22
Casein Company of America	54
"Hotpoint" Edison General Electric Appliance Company, Inc.	105
International Cellucotton Products Co. (Kleenex-Delsey)	61
Scott Paper Company (Tissue)	103
(Towel)	107
S.O.S. Company	68

### INSURANCE

Employers' Group	24
Home Insurance Company	3
Phoenix Mutual Life Insurance Co.	4

### MISCELLANEOUS

American Landscape School	54
Book League of America	5
Century Music Publishing Co.	74
Collins and Co., George F.	63
Eaton Paper Corporation	91
Fleischmann's Yeast for Dogs	90
Glover Co., Inc., H. Clay	90
Holgate Brothers Company	63
Kellogg Co., Robert W.	62
Low & Company, Daniel	52
Mail-N-Save (Yulecards)	62
National Biscuit Company (Milk-Bone)	91
N. Y. School of Interior Decoration	54
Pard-Swift's Dog Food	35
Roovers Bros., Inc.	62
Triumphant Art Publishers	104

### SMOKING MATERIALS

Chesterfield Cigarettes	Back Cover
Nagel Chase Mfg. Co.	55

### SOAPS & CLEANSERS

Bon Ami Company	7
Clorox Chemical Co.	86
Drackett Company (Drano)	38
(Windex)	25
Hygienic Products Company (Sani-Flush)	104

### TOILET GOODS & DRUGS

Doan's Pills	62
Hudson Products, Inc. (Polident)	52
Kotex	63
Lehn & Fink Products Corp.	42
Mennen Company	62
Pinkham Medicine Co., Lydia E.	62
Resinol Chemical Co.	63
Scholl Mfg. Co., Inc.	62
Tampax Incorporated	60

### TRAVEL

St. Petersburg Chamber of Commerce	85
San Diego California Club	74
Tucson Sunshine Climate Club	74

While every precaution is taken to insure accuracy, we cannot guarantee against the possibility of an occasional change or omission in the preparation of this index.



# These TWO Big Best-Sellers..

# FREE!



It's absolutely true! NOT just ONE of these books. NOT your choice of either of them. But BOTH OF THEM—FREE—on this remarkable offer! Their actual value, together, is \$3.75. Read all about them below. See how easily you can get them BOTH, as a FREE DOUBLE-GIFT!

## KINGS ROW

674 Thrilling Pages.  
A Coast-to-Coast Best-Seller  
at \$2.75!

The great best-selling novel which strips the masks from an American town!

EVERY adult in the town of Kings Row knew that a human face can become a "mask"—hiding secret love, hate, ambition. But fourteen-year-old PARRIS MITCHELL took people at face value! He liked affectionate Renee. They went swimming, at first in Adam and Eve innocence. He loved his girl-crazy pal, Drake McHugh. He trusted Jamie Wakefield, who wrote poems, and whom people secretly called "too pretty for a boy."

Cassie Tower, the town's prettiest girl, he thought "strange." She was never allowed out of the house by her father, a physician who lived mysteriously well without patients. But PARRIS feared cold-faced Dr. Gordon, whose patients' hearts were so often found "too weak for chloroform." Once Parris heard (and never forgot) the frightful screams from a farmhouse, when Dr. Gordon's buggy was there!

**"A Powerful and Passionate Book"**

Through his sensitive reaction to people,

PARRIS developed the intuition of a born doctor. He discovered that each person faced Kings Row through a protective mask—hiding a sickness of mind or soul, a gnawing fear, a paralyzing inferiority complex, or a cherished vice. And later, as DOCTOR Parris Mitchell (equipped as a psychiatrist by 5 years study in Vienna) he helped them strip off their masks!

How their tangled lives met in thrilling conflict is an extraordinary story—gripping in intensity, exciting in action, fascinating in suspense, compelling in power. Here is a truly great novel—packed with an American town's charm, ambition, passions, loves, hates, hypocrisies, tragedies, comedies and, sometimes, nameless horrors! The N. Y. Times called *Kings Row* "a grand yarn, full of the sap of life." The N. Y. Herald Tribune said, "Rich in sentiment, emotional, powerfully felt—a passionate book."

## and BEST KNOWN WORKS of ZOLA

THIS second great volume you get FREE contains (together with other Zola masterpieces) the famous novel which even Parisians bought secretly, and carried home under their cloaks—the scarlet story of the harlot whom Zola took from the streets of Paris and made into the immortal NANA!

Zola dared to reveal both the beauty and sordidness of life. He stands supreme in world literature for his frankness! The recent moving picture of his life (starring Paul Muni) dramatically showed millions how he fearlessly championed freedom in life and literature—no matter what sensitive souls were shocked and scandalized!

Now read NANA complete—PLUS the finest work of this great French realist, all complete, translated from original French. Includes also A Love Episode; Mysteries of Marseilles; The Miller's Daughter (one of the most exciting short stories ever written), and others.

### ACCEPT THESE 2 BOOKS FREE

Don't KEEP these books—KINGS ROW and ZOLA—UNLESS YOU WISH! You may send both back with-

out obligation. But at least EXAMINE and READ THEM. See why *The Book League* already has 105,000 members—why it is called "America's Biggest Bargain Book Club!"

As a new member YOU get KINGS ROW and ZOLA FREE. Then you have the privilege of getting TWO other handsomely-bound books each month—at only \$1.39 FOR BOTH!

ONE book will be a best-seller (like KINGS ROW) by authors like Sinclair Lewis, Kathleen Norris, Edna Ferber, Somerset Maugham—a book discussed everywhere, selling for \$2 to \$3 at retail! The OTHER will be a great work of literature; a beautiful "collected works" edition (like this ZOLA volume) of the world's greatest authors: Emerson, Hugo, Oscar Wilde, De Maupassant, Dumas, many others! BOTH kinds of books belong on your shelves—the best of the old and best of the new. This is the ONLY club that brings you both TOGETHER! And you pay only \$1.39 FOR BOTH!

### SEND NO MONEY

5 Days' Free Examination

Read KINGS ROW and ZOLA for 5 days FREE, without sending any money. Return books if not delighted. You have paid nothing, incurred no obligation. If you choose to KEEP these two great books FREE, your membership will start with NEXT month's equally fine DOUBLE-SELECTION. Send coupon now—without money. BOOK LEAGUE OF AMERICA, Dept. A.H. 11, Garden City, N. Y.

including  
"NANA"  
COMPLETE!



BEST KNOWN  
WORKS OF  
ZOLA

**FREE** KINGS ROW (Regular Price, \$2.75)  
and Best Known Works of ZOLA (512 pages)

BOOK LEAGUE OF AMERICA  
Dept. A.H. 11, Garden City, N. Y.

Please send me—FREE—Best Known Works of ZOLA (including "NANA") and KINGS ROW, now selling everywhere at \$2.75. Within 5 days I may return them if I care to, without cost or obligation. Otherwise I will continue to receive the forthcoming monthly double-selections—at only \$1.39, plus few cents postage, for BOTH books.

Mr.  
Mrs.  
Miss

Address .....

City .....

Occupation .....

State .....

If under 21,

age, please, .....

In Canada: 215 Victoria Street, Toronto

☐ Handsome Leather Binding: Check box at left if you wish to receive your twelve world's masterpieces (one each month) in genuine pin seal grain leather with silver stamping—for only 50c additional each month.





## "Going Places?"

I am sure, Bobby. Lots of places—as fast as possible.

*What's the rush?*

Well, this country has a big job to do in a hurry—and everybody seems to want me everywhere at once. I've never been so busy in my life!

*Will you still work for my Mommy, too?*

Of course I will, Bobby. But I hope she'll remember how busy I am—and answer promptly when I ring—and not talk too long. That way, she'll be helping me to help a lot of other folks.




**Bell Telephone System**



1

2



3

4

5

Homes of: 1. Mrs. James Peterka, Stamford, Conn.; 2. Mrs. W. A. May, Little Rock, Ark.; 3. Mr. and Mrs. W. F. Sneed, Lakeland, Fla.; 4. Mr. and Mrs. W. M. Sell, Hellam, Pa.; 5. Mrs. George C. Burnds, Mount Carmel, Ill.

# Contents

## November, 1941 VOL. XXVI, No. 6

Cover Design: See pages 12, 39, 94



### Special Monthly Features

An Apple a Day	60
This Month's Bridge Prizes	62
Personal	64
What Won't They Think of Next!	76
Table of the Month	94
Gourmet's Menu (Thanksgiving Dinner)	97
Bridge Dessert, Left-Over Recipes	100
"Quickie" Recipe	102

### Children

Under the Stars We Advance (Winnetka, Illinois, School Project)	10
Sub-Debs on Their Own	24
Children's Books	40
Witches and Goblins Ride Again	106
Halloween Hullabaloo	107
They Gobbled the Goblins	109

### Decorating

Low-Cost Homes—We Furnish Two Rooms	12
Trends: Part 2	29
Help Your Art Keep its Shape	30
Home and Office Under One Roof. Kenilworth, Ill., Home of Mr. and Mrs. L. Morgan Yost	38
What Can I Do with it?—Bedrooms	46
We Always Paint "Rented" Wallpaper!	72
What Won't They Think of Next!	76
Air, Light, and the Pursuit of Imagination!—Window Treatment	80
How Much Do You Know?—Museum Quiz	84
It Keeps the Rain Off. Bloomfield, Iowa, Home of Mr. and Mrs. Edward Burchett	90

### Handicrafts

They Travel All Over Kansas—Puppets	36
Soap Sculpture	52
Ideas	54, 98
We Always Paint "Rented" Wallpaper!	72
Booklets	75
What Won't They Think of Next!	76
Air, Light, and the Pursuit of Imagination!	80

MRS. JEAN AUSTIN, Editor

CHARLOTTE E. CONWAY, Associate Editor  
ANNABEL FISHER, Home Economist  
VIRGINIA FORSYTHE, Feature Editor  
MARION M. MAYER, Managing Editor  
E. L. D. SEYMOUR, Horticultural Editor  
W. M. MEHLHORN, Architectural Editor  
Address decorating inquiries to MARY E. MONZE; entertaining to VIRGINIA FORSYTHE

**Important!** Letters requesting information should be accompanied by a stamped, addressed envelope. Manuscripts and illustrations will not be returned unless they are accompanied by the necessary postage. They will be handled with care, but we assume no responsibility for their safety.

THE AMERICAN HOME, NOVEMBER, 1941





"Hurry up, honey...this tub won't take me long!"

"IT'S a joy," busy mothers tell us, "to find a cleanser that gets bathtub 'rings' and dirt off as quickly and easily as Bon Ami."

You'll say it's a joy, too, to find a cleanser as *safe* as Bon Ami is.

For Bon Ami does not depend on harsh grit for its quick-cleansing properties. Instead of scratching bathtubs and sinks, Bon Ami actually *polishes as it cleans* . . . leaves them sparkling.

Isn't it sensible to use a cleanser that is both thorough and safe...to use Bon Ami, as thousands of women do, for *all* your household cleaning?

### *Why not spare your hands?*

Remember, you not only clean quickly and easily with Bon Ami, but you *spare your hands* in the bargain. For Bon Ami does not rely on harsh, irritating caustics. As a result, it doesn't roughen or redden your hands.

# Bon Ami

*"hasn't scratched yet!"*



Copy. 1940, The Bon Ami Co.





THE ONE WITH THE  
FINEST FLAVOR?  
THAT'S **PREM!**

*Sugar-cured*  
by the makers  
of Swift's Premium Ham!



M-m-m! Broiled Prem for breakfast! Serve  
with eggs baked in hollowed out tomatoes.  
Oven: 350°. Time: 15-20 min.

**E**XPECT finer, full-meat flavor in Prem . . .  
because Prem is Swift's Premium quality  
through and through. It is made with extra  
care from choice, tender cuts of fresh, lean pork  
. . . all gristle removed . . . no spices added . . .  
extra good because it is sugar-cured the exclu-  
sive Swift's Premium way!

SWIFT & COMPANY:  
PURVEYORS OF FINE FOODS

**PREM** HAS THE EXTRA  
GOODNESS YOU EXPECT  
FROM SWIFT. JUST TRY IT!



6

7

8

## Contents, Continued



9

10

11

Homes of: 6. Mr. and Mrs. Mortimer Mansfield, New Canaan, Conn.; 7. Mr. and Mrs. John W. Perkins, Washington, D. C.; 8. Mr. and Mrs. J. P. Cann, Newark, Del.; 9. Mr. and Mrs. Irvin L. Wilson, Wewoka, Okla.; 10. Mr. and Mrs. Herbert Hauser, Contra Costa Co., Calif.; 11. Mr. and Mrs. S. P. Fray, Fort Madison, Iowa.

## Homes and Maintenance

Low-Cost Homes—Twenty-four a Day . . . . .	14
Low-Cost Homes—Construction . . . . .	16
3 Stages of a Home . . . . .	32
Home and Office Under One Roof. Kenilworth, Ill., Home of Mr. and Mrs. L. Morgan Yost . . . . .	38
I Told You So! . . . . .	42
Complete Rehabilitation for \$4,500 . . . . .	50
Cortlandt Van Dyke Hubbard . . . . .	56
26 "Musts" When I Build! . . . . .	68
An Experiment in Living . . . . .	70
Light the Modern Way . . . . .	78
The Colemans Find Their Ideal Home. Richmond, Va., Home of Mr. and Mrs. W. A. Coleman . . . . .	86
2 Successful Solutions for Hilly Sites . . . . .	90
It Keeps the Rain Off. Bloomfield, Iowa, Home of Mr. and Mrs. Edward Burchett . . . . .	

## Gardening

Democracy at Work (Texas Plant Exchange) . . . . .	18
A Man and His Marigolds . . . . .	26
Garden in a Gale . . . . .	34
Idea . . . . .	54
Two Birds in a Bush! . . . . .	74
For Years I Longed for a Little Greenhouse . . . . .	78

## Inspirational

Under the Stars We Advance (Winnetka, Illinois, School Project) . . . . .	10
Democracy at Work (Texas Plant Exchange) . . . . .	18
There Should Be a Law About Guests Like These . . . . .	23
They Travel All Over Kansas . . . . .	36
Lady, Take the Chair! . . . . .	44
On Review . . . . .	58
One Hour a Day with Yourself . . . . .	66
Your Life is Not Your Own . . . . .	112

## Parties, Food & Housekeeping

What are We Doing for Home Defense? . . . . .	19
We Go to Market! . . . . .	20
Sub-Debs on Their Own . . . . .	24
Help Your Art Keep Its Shape . . . . .	30
I Told You So . . . . .	42
Look Over Your Mattress—Not Under It . . . . .	92
This Month's Party—Thanksgiving Dinner . . . . .	94
Gourmet's Menu (Thanksgiving Dinner) . . . . .	97
Bridge Dessert, Left-Over Recipes . . . . .	100
"Quickie" Recipe . . . . .	102
Major and Minor . . . . .	102
Barn Party in Costume! . . . . .	104
Witches and Goblins Ride Again . . . . .	106
Halloween Hullabaloo . . . . .	107
It's in the Bag . . . . .	108
They Gobbled the Goblins . . . . .	109
Are You All Washed Up? . . . . .	110

Published monthly by The American Home Magazine Corporation, W. H. Eaton, President-Treasurer; Henry L. Jones, Vice-President; Jean Austin, Secretary. Executive, Editorial and Advertising headquarters, 444 Madison Avenue, New York. Subscription Department, 251 Fourth Avenue, N. Y. Branches for advertising only: 248 Boylston Street, Boston, Mass.; 360 North Michigan Avenue, Chicago, Ill.; A. D. McKinney, 915 Olive St., St. Louis, Mo.; W. F. Coleman, Henry Building, Seattle, Wash.; W. F. Coleman, 550 Montgomery Street, San Francisco, Calif.; W. F. Coleman, 530 West 6th Street, Los Angeles, Calif. Copyright, 1941, by The American Home Magazine Corporation. All rights reserved. Title registered in U. S. Patent Office.



MILD AND MELLOW from  
Swift's *Brown Sugar* cure!




## SWIFT'S PREMIUM HAM

### *Heavenly Ham Slices*

**W**ANT something *new* for dinner . . . something specially delicious? Lady, here you have it! First of all, ask your meat man for two 1-inch slices of Swift's Premium Ham, and do be *sure* you get that very brand. Swift's Premium is the kind all America votes best. Brown-sugar-cured by a method exclusively Swift's, it has a mildness and rich mellow tang you get in no other brand. And *my*, but this ham is *tender*—firm, yet tender as spring

chicken! • Spread the slices of Swift's Premium Ham with orange marmalade and cut several gashes in the fat. Put together sandwich-fashion with a thick filling of cooked rice covered with the marmalade, putting the top slice on marmalade-side up. Bake in a slow oven (325° F.) for 1½ hours. Surround with your chosen vegetable (Brussels sprouts are nice) . . . serve . . . and listen to the compliments, see plates passed back for more.



SWIFT'S PREMIUM  
HAM

*Say  
Swift's Premium  
for the  
finest meats:*


BACON • BEEF  
POULTRY • VEAL  
LAMB • HAM  
TABLE-READY MEATS  
FRANKFURTS

READY TO EAT



FOR EASY COOKING





# Under the Stars we Advance



## A PROGRESSIVE EDUCATIONAL PROJECT IN WINNETKA, ILLINOIS

**A**MONG the many manifestations of democracy for which we in America should be grateful, the modern system of education, which prepares our children to take up the banners of that democracy, is one in which we can take the greatest pride. An unusual and shining example is the Crow Island School of Winnetka, Illinois, a community whose school system has for many years been noteworthy for its progressive point of view and methods. Here is a school that has, literally, been built around the child, his needs, psychology, potentialities. Adults, necessarily, have been responsible for the design, but it is the children who have dictated that design for their elders to interpret and translate. Such a program would have been impossible, of course, without the sympathy and co-operation of the community as a whole and all its factors. Even were there no tangible measure of the completeness and unity of the community spirit—that there is tangible evidence is shown by the

pictures on these pages—there is a lesson for parents, citizens, and educators everywhere in the singleness of purpose and planning and the elimination of selfishness, politics, and useless “rules” and conventions which produced this monument to democracy and the realization that children should be given all possible help during their first adjustment to society.

To an open-minded president of the Board of Education, an imaginative Board, a superintendent, Carleton Washburne, whose simple and direct thinking set a pace for all the rest, a forward-looking corps of teachers and an interested and articulate group of parents, go the credit and praise for the outstanding success of Crow Island since it opened in the fall of 1940. But none of those elements could have functioned fully without the aid of the architects. It was fortunate that, after considerable search, the task of interpreting the ideas in brick and mortar was entrusted to the young firm of Perkins, Wheeler and Will, eager to spend detailed study and creative thought on the new project, and a firm composed of one of the world's foremost architects and his son, Eliel and Eero Saarinen.

Before putting pencil to paper, Architect Lawrence Perkins spent weeks studying existing Winnetka schools. “Think first of the child” became his underlying concept, and the ultimate aim the CHILD—not the building—was kept uppermost.

In designing the fourteen classrooms in the one-story building, it was agreed that children of primary ages are not ready for participation in groups larger than a class. The class unit was thus planned for as complete a “home” as possible, with its own front door, yard and play alcove; and also as a complete school, with workroom, washroom, project area, story corner, and outdoor classroom where garden and rabbit hutch can teach invaluable lessons. Because the first few school years involve a “transplanting,” there should not be too drastic a change from home environments. Hence nine-foot ceilings rather than anything higher are used throughout; there are two whole walls of glass through which sunlight streams in. Deep window sills two feet from the floor invite children to curl up in them to read, and also do not limit their horizon but make the flowers and shrubs outside a part of the room itself. Homelike atmosphere is developed by generous use of bright colors in



Crow Island School in Illinois, built for and around child life, is an educational milestone



# A Honolulu hostess...

SUGGESTS THESE DELICIOUS WAYS TO  
SERVE LIBBY'S HAWAIIAN PINEAPPLE



MRS. W. G. HITCHCOCK is well-known in Honolulu for her delightful entertaining. Pineapple dishes are some of her most popular specialties, and she recommends that you use Libby's. Says Mrs. Hitchcock, "Libby's Pineapple is grown right here in Hawaii, and fully ripened in the fields. Its flavor is really superb—I know your family and guests will appreciate it."



## Loa Nui Salad

Trim cabbage leaves so each will hold an individual serving. Fill with shredded cabbage combined with sliced ripe olives, green pepper, and peanuts. Season with French Dressing. Top with a slice of Libby's Hawaiian Pineapple garnished with mayonnaise and whole peanuts. As Mrs. Hitchcock says, the flavor of Libby's Pineapple really is superb. It's the captivating, sweet yet tangy taste of pineapple sun-ripened on the plant. Texture and color are unusually perfect, too, for Libby's are selected slices.



**H**awaii... islands of enchantment... where sea and sun and flowers conspire to steal the visitor's heart. From that lovely land comes the kingliest of fruits—ripe golden pineapple ready for your table.

**F**or an eye-catching, compliment-inspiring dessert, try Mrs. Hitchcock's idea: Fold shredded coconut into cornstarch pudding; pour into individual ring molds and chill. Unmold on dessert plates, fill center with Libby's Crushed Pineapple, well-drained. Garnish with currant jelly and mint leaves. Like all of Libby's Hawaiian Pineapple the Crushed comes from fruit that actually ripened on the plant... and plant-ripening is mighty important for flavor.

Libby's are descriptive labels! See panel on back.

**Libby's**  
HAWAIIAN  
**PINEAPPLE**

*Actually ripened on the plant!*

SLICED • CRUSHED • TIDBITS • LONG SLICES • GOLDEN CHUNKS • JUICE







Hal Burnett



window sash and curtains, cupboard shelves, flower boxes (attended to by the children), and the entrance doors. Movable tables and chairs permit rearrangement to suit changing light and the days' programs. The story corner also provides a place for children's committee meetings. In the workrooms, separated from each classroom only by a sliding glass door, small groups can indulge in quiet study, in dramatic efforts, or in individual constructive endeavors, using work bench, tools, running water and sink, and other equipment.

New schools are needed wherever there are new housing projects. Considered emergency measures now, nonetheless they are likely to be with us for some time. Let's profit by Crow Island's example.

## Low Cost Homes-

street after street of trim rows. It's not fancy building by a long shot and it isn't found in the fancier suburbs. These are small houses on small lots *but* they give better housing than the low-income industrial and white-collar workers of this country ever had before. They're compact little homes, neat and fresh and bright, built of new building materials, designed with a Cape Cod, Colonial, or Modern style to them, equipped for decent present-day living with 20th century bathrooms, kitchens, and mechanical equipment, and well planned for easy-to-manage housework.

Color photographs by F. M. Demarest



In the Modern room, dining table goes between kitchen and bedroom doors, end to wall, with sofa, coffee table adjacent



In the 18th century room, dining table goes in front of wide, side window

**Y**OUR AMERICAN HOME Editors have been out on tour again recently, to see for themselves. We've driven from city to city through the new industrial South, through coastal California, and the populous areas of the Middle Atlantic and New England states. We've come back buzzing with excitement over the tremendous scope of the home building going on, building which is expected to total \$2,375,000,000 in expenditure this year. Much of it is home building for workers in our booming national defense activities and most of the new houses are from \$2,000 to \$5,000 in total cost and are built along mass production lines in



The mass small-home building we saw around the country shows definite accomplishment for the U. S. A. in providing livable quarters at low cost. But we were less happy when we saw the interiors of the new homes. An equally down-to-earth job of furnishing in an attractive tasteful, successfully livable way is not being done. After seeing many, many one-story four and five-room houses with nearly identical floor plans, we realized that the biggest decorating job in this country today is to work out some simple but sound treatments for these small homes. So what did we up and do but build an actual small-house living room ourselves and go to town on a decorating job. We decided that a 12'-0" by 16'-0" living room with two windows, two inside doors, an outside door would make a typical scheme for practically all these mass-development one-story houses. So, as housekeepers and editors, we worked out two solutions

## WE FURNISH 2 ROOMS WITH TASTE, STYLE, QUALITY

which we think make a lot of sense. For one we used Modern furniture, the other we did in the more formal 18th century style which is so popular with every income group at the present time.

Our room had to be a dining as well as a living room and getting maximum living comfort out of it required especially skillful planning. We figured the room as general living space in a two-bedroom house, probably sheltering a family of two, three, or even four persons. This meant that every piece of furniture had to "pay its way" in everyday usefulness to justify its purchase and the space it took up. It had to be arranged to allow adequate passage to and from all doors and it had to provide seating arrangements for eating, for conversation among family and friends, for lone study and reading. In addition, it had to achieve maximum good looks without losing sight of those two hoodoos, the budget and practical wearability. The room could not be crowded, either, for we felt that an illusion of greater space than the room actually had was another requirement. Future use of all furnishings, too, in another home was equally essential.

Well, here is the Modern room. Rectangular in shape, it has two outside walls; the long one facing the street includes one window and the front door, the other is a shorter end wall with a window in the center of it. The long inside wall is broken by two doorways (the left one leading to the kitchen, the right one to bedroom quarters) and the remaining shorter end wall is uninterrupted wall space. To give a feeling of space we painted the inside end wall in darkish brown, then did the other



### MODERN LIVING ROOM

Rug, Firth; draperies, Louisville Textile Co.; Venetian blinds, Clapay; lamps, Raymar; pottery, Martin Freeman and Rubel & Fenton; hanging ivy bowls, Chase Brass & Copper Co.; smoking accessories, Dunhill; radio, Philco model, Liberty Music Shops; pictures, Associated American Artists; mirrors, Pittsburgh Plate Glass; furniture, designed by Ann Hatfield & Martin Craig, upholstered pieces designed by Douglas Maier & Emerich Nicholson, manufactured by Heywood Wakefield, in competition sponsored by Museum of Modern Art

### 18TH CENTURY LIVING ROOM

Rug, Alexander Smith; lace curtains, Zione; swag draperies, Cyrus Clark; floor lamp, Lightolier; table lamps, L. Rosenfeld; pottery, Martin Freeman; radio, R. C. A. model, Liberty Music Shops; pictures, Raymond & Raymond and AMERICAN HOME flower prints; mirror, Kindel; upholstered chairs, Tomlinson; dining table and chairs, Drexel; lamp and coffee tables, Imperial; chest of drawers, Kindel; sofa bed, Simmons

NOTE: Upon receipt of a stamped, addressed envelope we'll send the approximate prices and sources for the furnishings in these two rooms. Address D-1141, The American Home, 444 Madison Ave., New York, N. Y.





Chest for storage



Storage cupboards, console

Photographs, F. M. Demarest

Plans, Sigman-Ward



For extra guests, 18th century table has drop leaves, and, above, Modern console fits onto dining table

Also shown in color on the cover



Three-unit Modern sofa,  
practical for variety of  
arrangements possible




Formal sofa bed does double  
duty, two cushions give small-  
er effect than usual three

three walls in a lighter shade of the same color. To widen the apparent width of the window on the end wall, as well as provide a handy, last-glimpse looking glass near the front door, we hung a sheet of inexpensive mirror on either side of this window. Floor-length draperies of a texture fabric and inexpensive Venetian blinds were used at both windows, and a low-cost, light-textured rug covers most of the floor.

Please take particular notice of the furniture in this room, for it is the result of a design competition sponsored and carried out by the New York Museum of Modern Art and it was designed especially for today's living needs. Made of sturdy birch in blonde finish, the dimensions and design of the various pieces give unity but not monotony to the room. They are planned to fit together in a space-saving way and lend themselves readily to a variety of possible arrangements. We placed the sofa, which is made up of three detachable chair sections, along the inside end wall, hanging two handsome, inexpensive Gelatone prints over it and flanking it with floor lamps chosen for good looks and good lighting. Against the opposite end wall we arranged a pair of cupboards, with adjustable shelves for silver, large serving pieces, etc., on either side of a three-legged console; this console was designed to match the dining table and can be added to it when there are guests. The dining table and its four adjustable-backed chairs were placed at right angles to the long inside wall and

opposite them an arm chair makes use of the front window and is in easy relation to the sofa. Between the door and window on this front wall we put a low chest of drawers for linen storage, mounted a drop-leaf desk section on top of it and arranged a low case for books, radio, and table lamp beside it, making a perfect study group. An additional, identical bookcase section can be had, too, in the same wood, as all this furniture, which will be retailed in twelve leading stores in this country.

We used the identical room in setting up our 18th century style version of small-house living-dining quarters. In keeping with the character of this scheme, mahogany furniture, color scheme, and window treatments are more formal. Rich, blue, painted walls, and simple, handsome lace curtains, hung to the floor and topped by swags of the same red as the carpet, were used. There's a large, upholstered sofa (really a sofa bed for the extra guest) along the long inside wall and, opposite it, a pair of fine, chintz-covered wing chairs flank the front window. Between them, a pair of low lamp tables, coupled together interestingly in front of the window, afford space for books, magazines, radio. A large chest for silver and linen storage against the inside end wall is flossed up a bit with a pair of white lamps and a mirror, and opposite this wall the drop-leaf dining table and chairs go under the end window for cheerful meals.

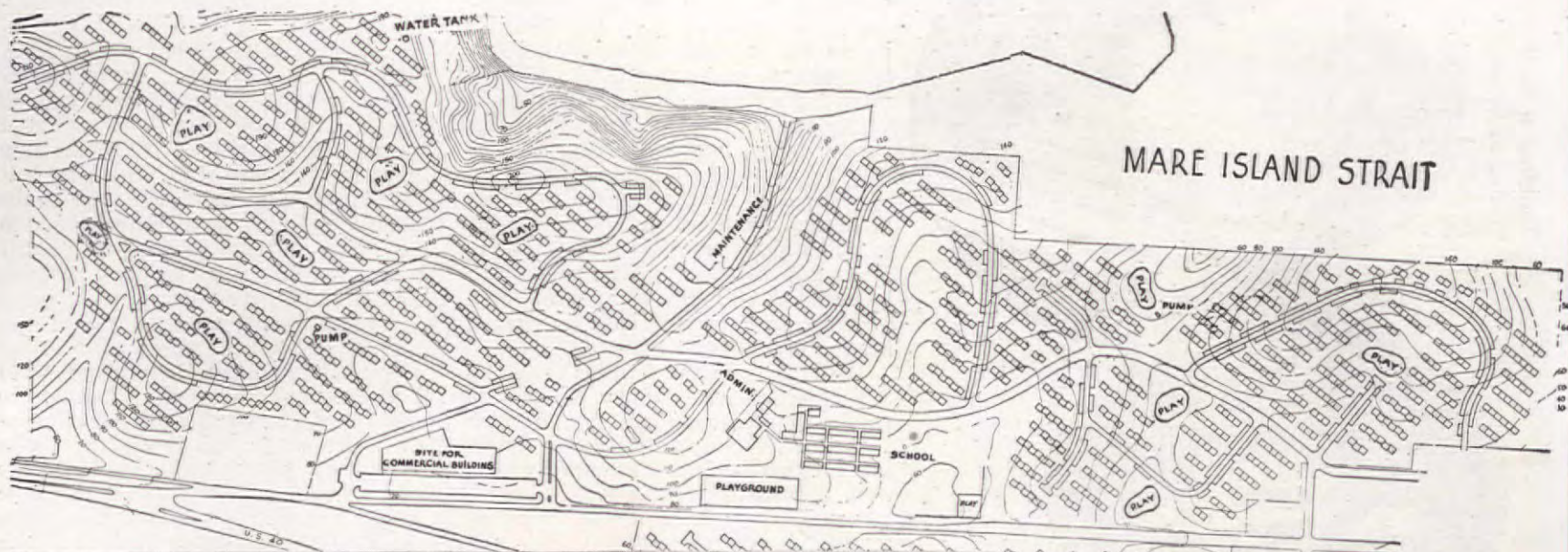


*Low Cost*



In the 18th century room, sofa is on long wall between  
doors; in Modern room, it goes at the farthest end of room





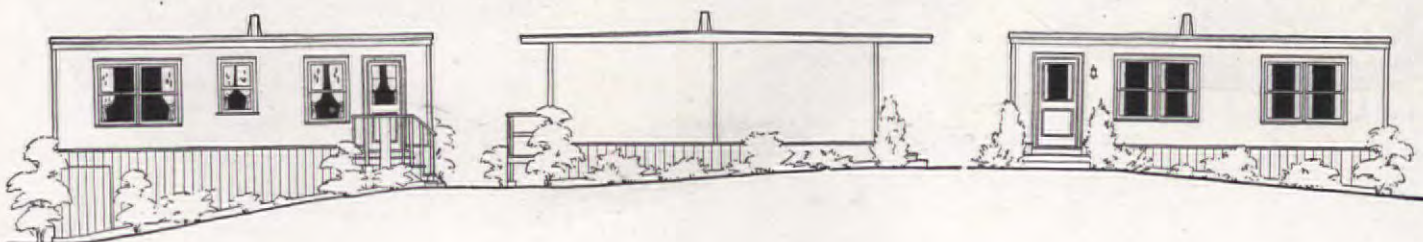
# Homes - 24 NEW HOMES A DAY!

**H**AVING given you a glimpse of furnishing possibilities and problems inside the new low-cost, mass-production homes, let's step outside now. The construction of these houses is an interesting, news-making story because of the new sleight-of-hand methods of manufacture and erection. Starting and completing twenty-four houses and more in a single day is an eye and breath-taking business, even for those who think of technical building as dusty, dull stuff; it has the magic appeal of those trick machines which collect, pack, wrap, and ship merchandise in the wink of an eye. It is as unlike old piecemeal home-building methods as today's automobile assembly routines are from 1890 buggy building and design.

Let's go out into the field where one of these tremendous, new low-cost house developments is under way. In our bird's-eye view above, you can see for yourself something of the scope and scale of a mass home-building project at Vallejo, California, constructed for Mare Island de-

fense workers. One thousand houses went up on this rolling hillside in record time by means of new streamlined building techniques efficiently organized and carried out like clockwork. This accomplishment represents more than the speedy building of one defense project; it represents a bright hope for the future, that, in the day beyond today, the great majority of the people of this country can really be housed decently in spick-and-span homes within reach of their pocketbook, homes which include at low cost the plumbing and heating and mechanical equipment, the scientific and aesthetic design and improvement which have been developed for the home in this century and which should be available to all. It is hopeful for the future, too, that here the whole complicated business of home building was boiled down to a blessed

**In one, two, or three-bedroom units, 1000 of these modern, fabricated houses were built**





Building a wall section in factory



3 houses per truck



Gabriel Moulin



Floor sections



Erecting wall sections



Wiring in wall

Photographs courtesy Homasote Co.

Crane lifts on roof

Defense houses \$2,815 per unit near completion

simplicity which cut out time-worn procedures and processes which have shackled progressive building too long. And it is heartening to realize that in this development, and in the many developments erecting thousands of new homes in mass production today, America is at work creatively, developing new systems of building, organizing its force and intelligence for productive use. When the defense housing which instigated much of this new building is accomplished, here, right at hand, will be methods and means of replacing much of the outworn and inadequate present housing of the whole country.

The Vallejo project, which isn't far from San Francisco, was built by Barrett and Hilp, contractors, designed by Architect William Wilson Wurster and by the Homasote Co., which devised the new building methods used for the houses. Built as attached houses, one, two, and three-bedroom plans are available, though there is only one exterior design, that shown in the elevation drawings on Page 15.

Built largely of new wall sheathing materials, these houses are constructed on a mass-production-line basis with materials, labor, and time smoothly calculated, down to the smallest detail. The work begins in the assembly plant, which is within trucking distance of the site. Here, the fabrication of wall, window, door, and roof sections was carried out from pre-cut parts.

Accurately sized studding and wall sheathing (which has been wetted down for pre-expansion) were assembled on a jig table, which is marked off with guides for all cutting and fitting. Carpenters need take no measurements and there is no additional cutting later on the job. When the stud framework was laid out, wall sheathing is nailed and glued to both sides, creating the finished wall inside and out just as it will be erected in place on the job. Electric wiring was built right into these wall sections, and holes for switch plates and outlets were indicated and cut out on the jig table. The flat roof sections were made up by covering the under side with the finished interior ceiling, the upper side with the roof sheathing. Windows and doors were prefabricated, too, and all trim was kept to a minimum. When the sections and parts were all made up and assembled they were sent to the site, three houses to a truck.

Out on the site, concrete footings for the houses were cast in standard molds and 20" diameter holes were drilled for foundations. Floor sections were assembled and then all wall sections were erected in their proper place, this whole procedure taking only thirty minutes per house and requiring two carpenters and four laborers. The plumbing, water lines, and waste lines, in standard prefabricated units went into place and the fixtures were attached in fifteen minutes' time for each house. Finally,

## Low Cost

the roof sections were swung up over the house on a crane, guided into place, covered with roofing materials, and swabbed with asphalt. The complete job is done by carefully timed and organized step-by-step procedures which produce a finished house in record time, and one which can be taken apart for removal to another site.





GOING DOWN

9:20 A. M.: Roof sections lifted on truck

10:10 A. M.: Window walls come in one piece

8:00 A. M.: Down comes roof, out comes the equipment

10:50: Site cleared except for piers



National Homes Corp., house; photographs courtesy FWA

# Homes-NEW, SPEEDY, ECONOMICAL CONSTRUCTION

GOING UP

1:15 P. M.: Re-erecting begins with floor



5:50 P. M.: House up and under roof




4:00 P. M.: Only this material was damaged on entire job

LIVABILITY, low cost, speedy building and up-to-date equipment aren't the only attributes of the new mass-produced houses. Some of them can be taken apart, moved, and put up again readily in another location. Here are action shots of a house being taken down and put up again all in the space of a single day. This amazing feat, a bit like the magician's trick of sawing a woman in half, was carried out recently at Indianhead, Maryland, where the Public Buildings Administration of the Federal Works Agency is supervising a defense housing project of 650 small homes for civilian workers. Twelve different types of prefabricated, factory-built houses, turned out by different manufacturers, are going up here; they have to be portable houses so there will be no "ghost town" left when defense activities end.

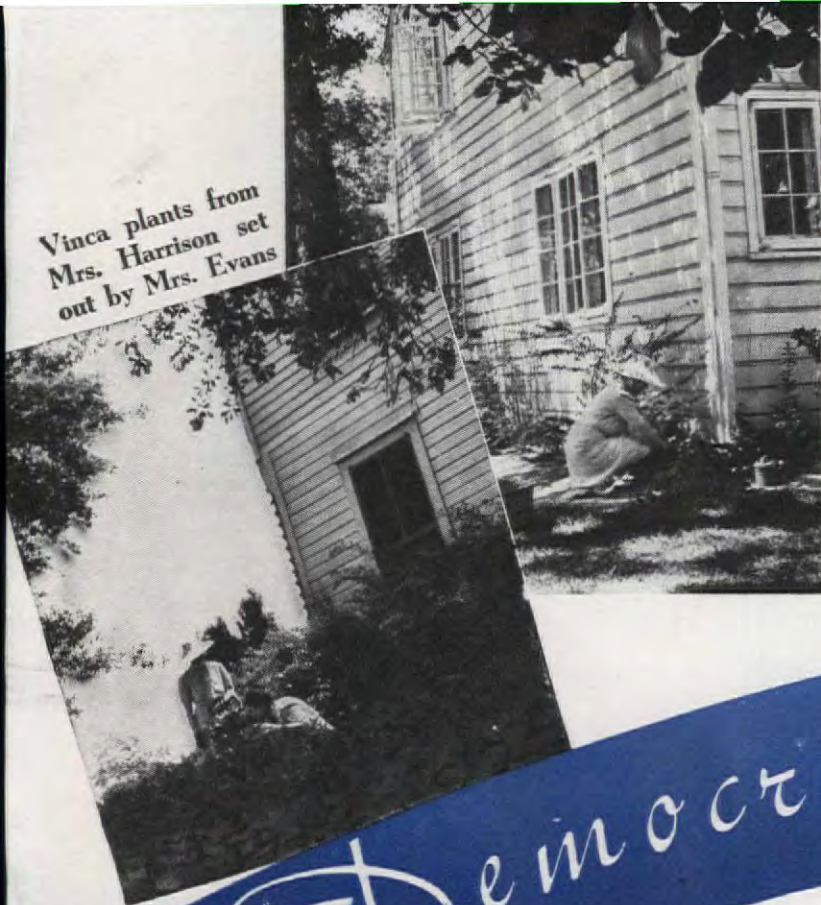
Here's how this house "dismounting" was carried out. At 7:30 A. M. the construction crew began work and by 10:30 A. M. the house was completely taken down. All of the wall, floor, and ceiling sections as well as the plumbing, heating, and kitchen fixtures were loaded on three trucks. The trucks traveled more than eighty miles and then returned to the Indianhead site, where reconstruction of the house was begun on another lot. By 3:30 P. M. the same afternoon the house had been completely reerected, with plumbing and wiring connected the next day. This house cost approximately \$2,950.

Complete \$2,950 house





Vinca plants from Mrs. Harrison set out by Mrs. Evans



Digging Bermuda grass roots for Mrs. Query




Photos, C. C. Springfield

# Democracy at work

## A PRACTICAL PLANT EXCHANGE

ELIZABETH COTTON ANDREWS, Huntsville, Texas

LIKE others the country over, the Garden Club of Huntsville, Texas, seeking the beautification of the *whole* town, has its discouraging problems. Those who have, have plenty; those who want, have nothing; those who need the Club's inspiration don't belong. Many residents are transients and don't want to spend money on rented homes; many who would like to, cannot afford to own; families build and have no money left for planting. All this often leads to what the chance visitor may remember as an ugly community. For some years the Club tried the familiar plant-exchange plan of having members bring surplus material to a specified place to be "swapped," sold, or even given to those who wanted it. It did some good, but not enough to satisfy Mrs. William Longino who, after retiring from the Club presidency, started on a new idea that stresses (1) new homes without available funds for planting, (2) rented places whose landlords and tenants can't invest in permanent effects but where the renter will usually care for flowers costing little or nothing, (3) waste areas that can easily and cheaply be beautified. First, she used the local paper to reach people with plants they would give, and those willing and anxious to use them; then she worked more personally by telephone to bring the two groups together. Now, after a year, we who have watched the project think it has been highly successful. Would-be planters usually get what they need, the work is done at the right time and losses are kept down; the plant donor is saved the trouble of digging and carrying stock to the exchange; there has been an increased air of neighborliness; there is less waste of time, material, and effort; more people are becoming interested and lending their aid in beautifying the community; appreciation, knowledge and enjoyment of plants are growing, which means that, as they become able, more people will buy more and better stock from commercial sources. Yes, we are delighted with the first year's results and hope that other garden clubs will try the plan. But Mrs. Longino isn't satisfied. Wait until next year, she says.



Through neighbor co-operation, Miss Powell's home, new and bare last year, now delights her and "Prince Hal"

Mrs. Crawford, setting ferns in her garden, tells how she



-and Mrs. Longino dug them-



at Mrs. McDaniel's home one warm spring day







"The defense effort that America is making today must not stop at the training camp or fleet at sea. . . In this crisis, the battle to make America strong must be fought in our homes"



Our Thanksgiving dinner on page 94



Apple Cider Froppé  
Roast Turkey with  
Hominy Stuffing  
Spiced Soufflé Onions  
Spiced Puffed Potatoes  
Mustard Pickles  
Pumpkin Pie  
Pumpkin Ice Cream  
Cranberry Sauce  
Coffee

F. M. Demarest

• Thanks (gourmet)



# What are We doing for home defense?

AT THE National Nutrition Conference in Washington, which we reported in September, a pretty big challenge was thrown down to home makers, and those who are leaders in that field. Secretary of the Navy Knox put it pretty concisely in a letter to the conference. "The defense effort that America is making today must not stop at the training camp or fleet at sea. In this time of crisis, the battle to make America strong must be fought in our homes!" To this, Dr. Thomas Parran, Surgeon General of the U. S. Public Health Service, adds this thought, "Good nutrition for all can result in the strongest and healthiest nation the world has ever known." And that is something to consider.

Individuals and families are asking every day how they can adapt family budgets and levels of living to changing circumstances. They want to know what substitutes they can use. How they can achieve this good nutrition that is so important, and, unfortunately, so lacking, in adult diets, a fact that was brought out strongly at the conference.

So we have put our trained staff to work on the answers to these problems. They work in the experimental kitchen on the preparation of nutritious food that is within the budget reach of all. They go out into the markets to learn at first hand what foods, rich in essential vitamins and minerals, are available to people all over the country. Through our pages and through a series of booklets we are offering, all our findings are made available. We started with the story of the all-important vitamin and are following it with information on Shrewder Buying.

In the planning of our annual Thanksgiving dinner, given in this issue, we have applied the fruits of our experiments. That doesn't mean that anything traditional was sacrificed. The turkey with trimmings still reigns supreme over this American feast, but the trimmings were chosen with an eye both to the budget and the nutritive value. We consider this particular menu in our Gourmet class even though "the makings" are not.

Half the battle of this proper body fueling is in the planning. To give you a start in the right direction, we've laid out an entire schedule for the Thanksgiving week end, beginning with the stuffing of the turkey on Wednesday and going right through to Sunday. You'll find this on page 99. There's never a let up in the supply of nutriment, either.

In the search for helpful answers to our national food problem, we thought, "What is one of the very best sources of the necessary food elements we're talking about? What is rich in minerals and vitamins and doesn't cost a great deal?" The answer was very simple . . . fish. Fish proteins are about as complete as they come. They contain all the amino acids nature requires for growth and maintenance of the human body. Since fish does contain so many of the elements necessary to health, we thought it was worth knowing more about.

Being great believers in going to the source of things, the head of our Home Economics department literally covered the water front, as contained in the Fulton Fish Market in New York harbor. Here, in the world's next to largest fish market, she learned a great deal. First, that this market is *not* local. It's international. Frozen rock lobster tails from South Africa sit placidly beside salmon from Alaska; our own Southern shrimp vie in popularity with Maine lobsters. More than a million pounds of salt and fresh water fish are handled in a normal day's work. When you consider that this includes 160 different kinds of edible fish and shellfish, it doesn't seem quite so incredible. But even at that, it's a lot of fish! Translated into vitamins, the figures become astronomical!

The fishing game is regulated by supply and demand, entirely, and one very good point our scout picked up is this: Don't be afraid to buy fish just because it's cheap. Fish is cheapest when it is at its best, for then it is in season and plentiful. For instance, shad that costs thirty-five cents out of season, costs eighteen when it's running, and fresh. What you pay more for is frozen. A good fresh fish is plump and the flesh springs back if you press it. A big point is that you don't have to live on a lake or the sea shore to get good fish. With the fast refrigeration transportation both by train and truck, your local dealer can get any kind of fish in any part of the country if there is enough demand. The fish you buy in market







Here's how and where  
the best hotels get  
their fish delicacies



There's never a dull mo-  
ment from ship to shop!



Kilmer photographs



A three-cent stamp brings  
you twelve fish recipes. Six  
cents brings the November  
booklet, Shrewder Buying  
of Canned Goods. Dept.  
H. American Home, 444  
Madison Avenue, N. Y. C.



today is fresher and in better condition than what you might catch yourself. Maybe that's hard to believe, but it's true. There's sound logic in it, too!

You see, fish is a highly perishable commodity. There is no other industry, probably, that has keener competition. So, it is the fisherman who takes the best care of his catch and gets it to market in the shortest possible time that makes the most profit. The big sea-going boats carry twenty-three tons of ice on each trip. The catch is "cut," or cleaned, washed with salt water, and immediately iced down in the hold. An "uncut" fish, or one with the insides left in, is far more perishable than a "cut" one. That is a point to remember when buying, too. Don't shy away from a fish that has been cleaned before you buy it. The "cut" fish will be firmer and fresher.

We also learned that Friday is not necessarily the day to get the best fish. Working according to the law of supply and demand, the supply is greatest and the demand least on Monday or Tuesday. So you really get your best choice on those days . . . Filets are expensive because there is fifty-three per cent waste in the cutting. Besides, the backbone, which is thrown away, is really the source of delicious flavor, just as in meat. When the fish is done, the bone can be lifted out whole. Remember that when you want an especially tasty fish. It costs less and tastes far better.

Remember, too, that the lowly fish can and does grace the best of tables. There are ways, simple ones, too, that make fish something to dream about, gastronomically, rather than avoid. We are proving our points by including four recipes for the cooking of fish in this issue. One of them is part of the Thanksgiving week-end plan. For the asking and a three-cent stamp, there are twelve others for you to add to your American Home Menu Maker.

The American home and those who live in it are the reason for our existing at all, and since that home and nation are threatened by world uncertainties and emergencies we feel a deep responsibility toward them. It is part of our job to interpret food and nutrition information that can be used in our American homes to help this nation become the "strongest and healthiest nation in the world." That is what *we* are earnestly doing for Home Defense.

WHEN WE HAVE A JOB TO DO, WE BELIEVE IN  
GETTING TO THE BOTTOM OF IT...  
AND SO

*We go to market*





# ARE YOU LOOKING FOR ....

**...SOMETHING** quick and nourishing  
when the children come in at noon?



You've found it!—Campbell's Tomato Soup . . . Quick? It's steaming and fragrant in no time! Nourishing? It's packed with the goodness of vine-ripened tomatoes, enriched with finest table butter! You can make it an extra-nourishing cream of tomato, too, by adding milk instead of water . . . Either way, it goes over big with the youngsters—and perks them up for work or play.

**...SOMETHING** to add zest to a  
second-day meal?



That's easy! Just heat up those leftovers, lady, and round out your supper with bright, delicious plates of Campbell's Tomato Soup. People seem to get hungry when they catch the keen aroma of this soup, and its lively-tasting tomato flavor wakens the urge to eat and sharpens their interest in the rest of the meal . . . Who said your family doesn't go for leftovers?

**...SOMETHING** to put zip into  
ordinary dishes?



The rich flavor of Campbell's Tomato Soup makes it a grand sauce (heated just as it comes from the can) and a tasty ingredient for all sorts of tempting foods—meat loaf, casserole dishes, jellied salads—even desserts!\*

\*For your copy of Campbell's big new cook book, "Easy Ways to Good Meals", send your name and address with one label from a can of Campbell's Tomato Soup to: Campbell Soup Company, Dept. Z, Camden, N. J.

**...SOMETHING** to make dinner start  
off—just right?



What could be better than steaming, bracing cups of Campbell's Tomato Soup? It's the most popular soup in the world, and becoming more popular every day! Its inviting color and aroma are sure to arouse appetites, and every spoonful is a treat to the taste. As tomato soup (made with water) or cream of tomato (made with milk) Campbell's Tomato Soup is a grand start for any dinner.



LOOK FOR THE RED-AND-WHITE LABEL



**....HERE IT IS!**



My sturdy arms  
And nimble feet  
Are helping build  
A mighty fleet!





*"She can't resist anything with the U.S.S. label"*



**1. New steel insulation saves fuel.** Insulation made from U-S-S steel sheets keeps out winter cold and summer heat, offers fire protection. No moisture absorbed. No vermin.



**2. Floor joists made from steel** are light, strong, fireproof, a permanently satisfactory floor support. Painted to match your color scheme, they are attractive, easily kept clean.



**3. Longer lasting roofing, U-S-S Copper Steel** terne roofing looks good—wears better. For rust-resisting gutters and down-spouts ask your metal worker to use U-S-S Copper Steel.



**4. Now, ready-made steel closets.** Complete with shelf, hooks and rod, in one unit ready to slip into place. No cracks or crevices. No plaster. Clean with a swish of a damp cloth.



**5. Steel area walls for more light.** Made from U-S-S Galvanized Copper Steel, these new walls reduce installation costs, look trim, resist rust. Steel coal doors won't break.



**6. Be sure your heating plant is steel.** A firebox of U-S-S Copper Steel is smoke-tight, resists corrosion. Air ducts of U-S-S Galvanized Steel last as long as the house.




**Always look for a U-S-S label.** Whatever its form or color, the initials U-S-S mean the maker has used quality steel. Send for beautiful free booklet "Steel for Modern Living."

**UNITED  
STATES  
STEEL**

CARNEGIE-ILLINOIS STEEL CORPORATION, Pittsburgh • Chicago • COLUMBIA STEEL CO., San Francisco • TENNESSEE COAL, IRON & RAILROAD CO., Birmingham • United States Steel Export Co., New York • Scully Steel Products Co., Chicago, Warehouse Distrs.





Sketches by Burmah Burris

# There should be a LAW about Guests like these!

Week-end visitors who insist on wielding an axe, or a paint brush, are prevalent as poison ivy, and as much of a menace, according to

RUTH J. LEFF, Brooklyn, N. Y.

**W**E READ an article the other day by a man who claims that dodging week-end invitations is his hardest job in the summer. He wrote feelingly of the many kinds of hosts, including those who "entertain" their guests by "allowing" them to help build the house and garden the lawns. The article gave us quite a jolt, because we, too, have the kind of country place that is very rough. Everyone who comes up gets to work either inside, helping finish the walls and shelves, or outside, helping cut the brush and landscape the grounds. It's part of the fun of having the place.

It made us feel very guilty, however. Had we been taking advantage of our poor trapped friends? All work must stop immediately.

But we found that it couldn't be stopped. No matter what we would do or say, everyone who came up went to work. And when we analyzed the why and wherefore of this strange situation, we found that it was just the reverse of what that other, unwilling, guest had claimed.

It all started last September when we decided to buy some land in the country. Not being sufficiently well-heeled to buy the type of place where rolling the tennis court is the main problem, we were content to have a builder put up just the outside walls of a small, rough frame cabin. We planned to finish off the inside and clear the grounds around the house ourselves, and did this slowly during week ends in winter and early spring. We thought we were doing very well. We were pretty ardent about it, too.

In May the place was sufficiently finished to accommodate guests. Since they have heard nothing but country from us for the last year, our friends were curious enough to overlook all our warnings that it's very rough and primitive, and pay us week-end visits. That's when the trouble began.

Their first reaction inevitably is: "It's not nearly so rough as we expected." And then they begin to see things that must be done, but IMMEDIATELY! THIS WEEK END! to make the place better.

At first we welcomed it. And we accomplished a lot. Trees were cleared out and the brush was dragged down and burned. The men helped with the digging of rain trenches and wood chopping, and the women helped with the indoor decorating and painting. But come mid-summer and we were still working. We

had planned to quit for a while for we were reasonably comfortable and wanted to play. There is golf, swimming, and horseback riding in the neighborhood, and we'd have liked to sit on our terrace and enjoy the view. After all, that's one reason why we bought there.

But we couldn't do it. Word got around, "Leo did so much work up there last week end, can Harry fall behind? . . . How many blisters did you get at the Leffs' place? . . . Wait till you see how we fixed their pump platform and the job we did on their paths!"

Finally we invited the laziest people we know, looking forward to a nice relaxing time of desultory game playing, swimming, and just squatting. And what happened? Definitely, not what we'd counted on!

They arrived about 9:30 P.M., and sat around the fire chinning until the small hours of the night. It was a good start. But bright and early the next morning they got us up, ate a hearty country breakfast, and announced themselves all ready to dig in and work.

Everybody says that so we had the answer pat. "Why don't you put up the hammock and try swinging it?" We'd been wanting to do just that.

Oh, no, they wanted to dig into something real! So we suggested that they investigate the grounds in front of the house, find the most level spot, and set up our badminton set. We'd been trying to get it up for three months, but with no success.

And then there it was and we knew we were sunk. "How can you think of playing badminton when there is so much to be done on the place?"

There are loads of tools around the outside of the house for the simple reason that we have no room for them inside. So it was just a matter of minutes before the pickaxe, shovel, and wheelbarrow were discovered and put to use. Naturally you can't stand by and just watch, so we were at it again. My husband had to work with them as they pickaxed at the embankment behind the house, loaded the dirt onto the wheelbarrow, and dumped it in the front where the terrace was to be built up. I had to rake, and rake, and rake, to get the dirt level in the right places.

They gushed sweat from every pore but they loved it. They raised ten blisters apiece but only called for bandages and more work. Finally nature caught up with them and they stopped digging for a while, but







Free

## BOOK TELLS HOW

An entrance hall is your "first impression" area. Plan it carefully. Here's one entrance that sets the stage for gracious hospitality. See photographs and floor plans of others, equally charming, in "Open House"—a new 32-page idea book that's free! See ideas for other rooms, closets, attics, basements.

Select doors, frames and windows of Ponderosa Pine. Good taste and good value—these are the things you can express with doors, frames, windows and other woodwork of Ponderosa Pine! For more than 40 years, "Ponderosa" has been preferred for architecturally correct stock woodwork.

Doors of Ponderosa Pine are easy to hang. Locks can be mortised without splintering or splitting. Your Ponderosa Pine doors mean appropriate architectural beauty and detail at low cost.

Use windows and frames of Ponderosa Pine—Ponderosa Pine frames permit use of attractive woodtrim—accommodates screens, storm sash without extra framing expense.

For fresh, new ideas—see "Open House." "Open House" contains 32 pages of stimulating ideas for every room . . . for basements, attics, closets, porches. It helps you select doors and windows that will do the most for your home, whether you plan to build, buy or remodel. It tells about care of woodwork, about door and window decoration. Send for your free copy—or ask your local lumber dealer!



## Ponderosa Pine WOODWORK

PONDEROSA PINE WOODWORK  
Dept. AH-11, 111 W. Washington St.  
Chicago, Ill.  
Please send me a free copy of "Open House."

Name \_\_\_\_\_  
Address \_\_\_\_\_  
City \_\_\_\_\_ State \_\_\_\_\_

it just gave them a chance to discover that we needed a good path, that the steps to the house were too narrow, and the brush over there had to be cut down. That was to be the program for the afternoon and the morrow.

Some day a psychoanalyst will explain the craving to handle tools which lies hidden in the heart of every city slicker. I don't want to write about it here. Sufficient to say that it has never failed to crop out in the country air. Everybody is fascinated by the pickaxe and I remember one man who couldn't resist our hatchet. He wanted to chop down trees. I spent a hectic two days following him through the woods saying, "Oh, not that one, please, that's a good maple."

Another, a calm, quiet, fellow, who never talks much, proved a veritable fury when he sighted a stump. Everything else had to be dropped until the stump was dug, cut, and heaved out of the ground. A good three-quarters of an hour job for two men, and my husband always had to be the second man. We have a lot of stumps around the house. Our other friend had only chopped down the trees!

And then there was the chap whom we had invited because he always is so amusing. He startled



us with his passion for nice neat paths. He weeded, raked, and arranged stones in borders endlessly. Of course we had to follow along, too. And now we're afraid to let a weed grow in those paths for fear someone would report it to him.

What shall we do? We want company. It is pleasant to sit around the fire together in the evenings. And our friends expect to be invited up. Even the ones who hate the country keep hinting. But we're tired, we want to play, not work—we want to try out our hammock and our badminton set, to pick a daisy or even a sprig of poison ivy, if we feel like it. We want some time to relax and enjoy our view.

"We'll go up alone this week end, darling, and do nothing but look at the wild flowers. It will be lovely."

"Was that the phone?"

"Oh, the Smiths can make it this week end after all! How nice! What time will they be up?"

We're off again. . . !

It was a grand thought, anyway.



DON'T PUT THIS OFF ANY LONGER



If you haven't already started an inventory for your home, clip the coupon below and get a free one now.

### An Inventory Is Important


Keep, in your inventory, an accurate list of everything in your home—your furniture, silverware, clothes, books, and furnishings. Keep a record of what you paid for each of them as well as the dates of purchase. This is the only way to determine the exact value of your home—the only way to get the right types and amounts of insurance protection.

### In Case Of Fire

Or in case of burglary—your inventory tells you instantly what you've lost. It helps you make your insurance claim and insures quicker and more satisfactory settlements.

### GET YOUR COPY NOW

Our new large inventory is absolutely free. It contains complete instructions. Send coupon today. You'll get your copy by return mail.



### The EMPLOYERS' GROUP

Practically every form of insurance except life

110 Milk St., Boston, Mass.

Gentlemen: Send me without obligation, your free "Household Inventory."

Name \_\_\_\_\_

Address \_\_\_\_\_

PLEASE PRINT PLAINLY 15-41



EVERYBODY in town was talking about Sally. Sally's hill-billy party, Sadie Hawkins dance, Christmas swimming-pool party. She was a glamour hostess, but her only assets were a playroom (once an overcrowded attic), friendliness, and the art of being a good hostess.

The hill-billy affair was typical of how much Sally knew about the trick of entertaining successfully. Her mother and father were there, but stayed in the background because they wanted their daughter to put over the party "on her own." Sally had written invitations on torn brown paper, and decorated the attic playroom with much hay dripping from the rafters, corn stalks, and rustic lanterns. The town's hill-billiest fiddlers played "comin' round the mount'in" music, while potatoes cooked under the ashes of a log fire.

During all this, Sally was seeing that her guests had fun. She saw that new friends met old ones, with a little descriptive phrase slipped in with each introduction to make everyone feel like one of the crowd—"Dorothy, this is the town sheik, Tom Miller." And she saw that none of the girls was left to decorate the corners while the more popular ones took over the boys! Finally, Sally conducted a contest for best and funniest costumes, but simply and charmingly instead of in a bossy way. She always knew what to do, and with the saving grace of not making a point of it.

Her Sadie Hawkins Day dance was even more fun, for according to the comic strip, "Lil' Abner," it's every maid for herself. The girls invited the boys a week before the party, told them to dress as comic-





# Sub-Debs on Their Own

strip characters, made arrangements for transportation, and sent their dates corsages of carrots, turnips, cabbages, and fluffy parsley. It was a girls-cut-in dance from beginning to end, complete with the girls asking the boys to do a little "sitting out" every now and then.

When a visiting cousin arrived, in three inches of snow, Sally sent invitations (pictures of bathing beauties wearing fur coats and high-top boots) announcing a swimming-pool supper party. When the guests arrived they found Sally, in a bright red wool coat, waiting for them right in the middle of the back-yard pool that her brother and some of his friends had spent a whole summer building. Around the inside of the pool were tables with red-and-white-checked cloths, and at either end a huge fire. Hamburgers and hot dogs were the main fare.

The other girls were catching on, and a month or so later Judy gave a South American Way party. There were maps on the walls directing the guests to visit the Copacabana Hotel of Rio de Janeiro (living room), Hotel Bolivar in Lima, Peru (dining room), and, finally, go Down Argentine Way to the playroom. The table cloth was a map of South America, place cards were palm trees.

The last party was given by Mary Lee—a candid-camera party that the boys loved. Invitations were black paper cameras, blow-ups of photographs lined the living-room walls, and to further the "picture" theme boys and girls drew slips of paper with the names of movie stars, and paired themselves off—Rita Hayworth and Fred Astaire, Vivien Leigh with Rhett Butler, etc. The boys took pictures and developed them in the basement.



Ewing Galloway photos

SUSAN JONES MEDLOCK

Atlanta, Georgia

## \$10 TO THE WINNER— WATCH 'EM GO!



1. On the left is Mrs. Marguerite George, blonde, weight 138. On the right, red-headed Mrs. Frances Dyer, weight 114. They're about to settle a window-washing duel in Elmhurst, N. Y. Winner gets \$10. Look . . .



2. Marguerite pitches in with water, pail, and a cake of cleaner—a favorite Elmhurst method. Whew! What work! What a mess! But the window's done in 3 minutes, 15 seconds\* and that's hustling. Now it's Frances's turn . . .



3. She sprays Windex on the glass (sparingly, as you should) wipes it off with a clean cloth, and she's done. That window gleams. Time: unbelievable! Only 1 minute, 14 seconds! And Frances had no water to cart, no mess.



4. The \$10 goes to Frances. The donor: the Windex people who are changing America's window-washing habits by showing that you can clean windows much faster, much easier, much better with Windex. Handy bottle . . .

NOW  
NEVER  
OVER **15¢**

\*Copr. 1941, The Drackett Co.

### WINDEX

THE MODERN, EASY WAY  
TO MAKE GLASS SPARKLE!



WINDEX WORKS  
FAST, ALL RIGHT,  
BUT, IS IT  
ECONOMICAL?

VERY-UNLESS YOU  
WASTE IT. YOU SHOULD  
JUST SPRAY A FINE  
MIST ON THE GLASS.  
ONE BOTTLE DOES MY  
WHOLE HOUSE, TWICE!





**HE FOUND  
WHERE TO BUY THE  
WHEELBARROW IN  
THE CLASSIFIED**

**Quickly find where to buy it  
—in the Classified Section of  
your Telephone Directory.**

**You'll also find, in many  
cases, answers to questions  
such as: Is a certain store  
open evenings? Does it de-  
liver? Does it do servicing?**

**Mr. S. wanted to get in touch  
with a particular hardware  
dealer. He remembered only  
that the name started with  
"S" and the firm was on  
West Side Avenue. He  
looked in the Classified under  
Hardware and recognized  
Stone Brothers as the one.**



**I** SEE in my mind's eye a man who made a garden differently and in his own way, because he wanted to and wasn't tied down by conventions. Perhaps he was a sort of free-thinking heretic who ignored the ways of other folks and refused to believe that because they had done thus and so for many years, that was the only way to do. Perhaps he had come to the conclusion that the old, traditional, tired system of garden planning has become so useless, practically, and so feeble, esthetically, that the pin-headed rules that define it should be forgotten. Or maybe he was just a simple man who set about fixing up his back yard in his own simple, untainted way. Anyway, this is the story of what he did.

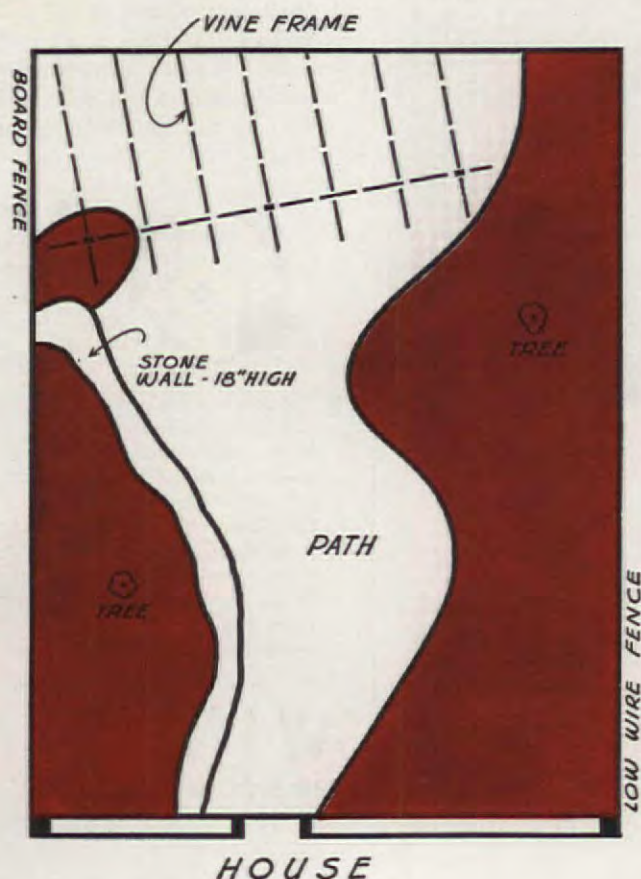
He plotted the garden on paper first, drawing a path that was of generous and freely-varying width through-

out its length to stretch from the house to the far end of the lot. Here he nailed up fencing and built a frame for grape vines to sprawl over. To hold the higher ground at the rear, he built a rough wall of field stones. He dug, fertilized, and lightened the soil and sloped the ground so that excess water would not accumulate anywhere. He built wood curbs to hold the path, then tamped it and graveled it and rolled it down hard. Time and money went into underpinnings, the base rock, manure and all the stuff that is buried in a garden and is neither pretty nor impressive, but mighty important. He grew proud of his handiwork and spent many hours contemplating it. Winter kept him indoors and, as he couldn't see out, he shifted his rooms around, putting the living part on the garden side; thus he had the outdoors indoors and took the indoors outdoors. When

spring came to this beautiful but naked garden he began to think about a tree in whose shade he could sit and watch the shadow patterns of the foliage splash against the walls and fall over the ground; a tree beneath which he could sit and look up into the ceiling it spread above him, all green, cool and rich. While he was thinking about it, a tree-of-heaven came to bless him. The tree-of-heaven, which botanists call *Ailanthus*, has no inhibitions in many localities; it will spring to life from a wind-blown seed even in the meanest places—such as a city back yard, for example. In his garden it might grow to be as awesome as the trees in the forest, as contented as three birches in some neighbor's front lawn. So he watched it grow and, though it was a common thing and came to him free, it was beautiful and made him happy.

This man had heard about marigolds, so he filled the ground with them—African marigolds, French marigolds, marigolds with mingled parentage, and pot-marigolds, which he found listed in catalogues as *calendulas*. Along the top of the wall, and back from it under the trees—wherever there was open space and a fair amount of sunlight—he sowed their seeds, and soon the place was on fire with their violent blooming, from late spring through summer and on into the fall. By winter they tired and gave over flaunting their bright colors. Then a great quiet settled down. The tree and the grape vine softly shed their leaves and there was peace and rest in the man's garden.

A little refinement set in as the years went by, but the little garden never lost its fine figure nor failed to give the man what he had sought.





# Arrangement for more attractive living

No home *has* to have flowers. And no home *has* to have ice-cold Coca-Cola. But most homes—big and small—have both. And for the same reason...because both add to the sum of attractive living. Ice-cold Coca-Cola has the refreshing gift of fitting any surroundings. Pure and wholesome, its life, sparkle and zestful taste make Coca-Cola one of those pleasant things that no home should be without. Buy it in the handy six-bottle carton from your dealer.



Size of book  
7" x 9"

## NEW! VOLUME 2

Send for this Entirely New Book

This new and larger 1941 edition of "Flower Arranging" by Laura Lee Burroughs contains *new* pictures, *new* material, 48 new, beautiful photographic color reproductions of flower arrangements, with designs, descriptions and many suggestions. Send your name and address (clearly printed) with ten cents in coin or stamps (to cover cost of handling and mailing) to The Coca-Cola Company, Atlanta, Georgia, Dept. AH.



Zinnias and Marigolds,—one of a series of arrangements illustrated and diagramed in the book offered on this page.

Frosty coldness brings out the life and sparkle of Coca-Cola. Have the bottles ice-cold—pre-cooled in the refrigerator...and serve arranged in ice. Your guests can open them and drink right from the bottle, if they wish. Remember, you can get Coca-Cola in the handy six-bottle carton from your dealer.



The  
Six-Bottle Carton





*"My! My! This is real Old Fashioned Comfort!"*

OLD AND YOUNG alike enjoy this satisfying sense of security—the assurance that under a Kenwood you're safe for the night. Big and beautiful, soft and warm, Kenwoods banish the cares of the day, bless you with relaxing rest, cover you with comfort while you sleep the whole night through.

The secret of their night-long sleeping comfort lies in a famous formula of selected long-fibered wools, skillfully blended and woven, then deeply napped so that millions of tiny imprisoned air cells keep the warm air in, the cold air out. That is why Kenwoods seem so light, have such a soft and gentle draping quality, such a grand feeling of warmth without weight.

Kenwoods are beautiful to live with, are perfect for gifts, are treasured like heirlooms through the years. Their durable, rich, perfectly-matched bindings enhance their loveliness. With

proper care in laundering, Kenwoods come out of countless washings looking like new.

This is the year when you can treat yourself, your family, your guests to this new kind of sleeping comfort. There are more styles, more sizes, more colors than ever before—and Kenwoods are now priced so surprisingly low and they last so long that they are a good investment for every bedroom in your home.

*\$7.95 up*  
Slightly higher  
in the Far West

See these and other Kenwood blankets at your favorite fine store

THE FAMOUS (illustrated), 100% wool, finest of all Kenwoods; in three sizes (66 x 90, 72 x 90 and 80 x 90); in white and twelve tempting colors.

THE STANDARD, 100% wool, beautiful, long-wearing; in three sizes (72 x 84, 72 x 90 and 80 x 90); in white and eight fashion-right colors.

THE ARONDAC, 100% wool, in beauty and quality an outstanding value; in three sizes (66 x 84, 72 x 84 and 80 x 90); in eight new colors.

Send for new 1941 Kenwood Blanket Buying Guide.

## *Kenwood Blankets*

FOR SLEEPING COMFORT

*There is something about a Kenwood that the eye cannot see, the hand cannot feel. It is the fine craftsmanship that for 71 years has been the pride of Kenwood Mills—the superb skill that makes every blanket under the Kenwood label a masterpiece in woven wool.*

KENWOOD MILLS, Empire State Bldg., New York City • Mills at Albany







Raymor



Pennsylvania Dutch by Chapman



Chase Brass & Copper



Demarest photo

The author, trending some more

# Trends PART 2

LOUIS GOODENOUGH, New York City

HAVEN'T you sometimes taken last season's dress or suit and smartened it up with a new scarf? Haven't you bought a simple basic dress knowing that you can give it a fresh look by changing cuffs and collar, wearing a different kind of accessories?

It is the same thing with a room. A new lamp here and there gives it a fresh appearance by day, creates new shadows and lights by night . . . It draws attention away from the fact that maybe the walls are the same old color they were last year, or that the furniture has passed the stage of being just an old friend.

If you're out for new lamps this year, you are going to see some pretty exciting things . . . changes that you may not quite understand at first. For instance, it looks as if the government is going to need all the metal it can find. So you'll probably see more and more wooden bases, more glass and pottery . . . and plastics, too.

Already in the stores you'll see a really surprising number of fine domestic, hand-painted porcelain lamps. Resourceful American manufacturers have found that they can make something just as good as European imports and, given time, probably better. There's a fresh charm to the large, simply-painted florals.

Broadly speaking, the new table lamps are taller this year. Besides shedding better light, these taller lamps now seem to become a more important part of the decoration of the room. Which is reasonable, for they *are* more important.

The big news in lamps this year is that you can find them in every imaginable type of glass . . . molded, blown, cut, and sand-blasted. Besides being extremely smart, the glass lamp solves one problem . . . glass is neutral and goes with any color. If you still feel, however, that a table lamp isn't one unless it's metal, you can find some . . . in very shiny brass or, at the other extreme, a dulled tole. If it's lamp bases in the form of figures you want, there's no telling where you'll end up. There's everything from fictional characters and the Disney creations to lovers holding hands, lovers not holding hands. For the bedroom there's little change from what you are used to . . . those tall crystal sticks and decorated china candlesticks with hand painting on them . . . Floor lamps are smaller than usual and don't take over the room like the Washington monument.

As for shades, the silk ones are much dressier, right for a more formal room . . . Long fringes are back again, and so are brightly colored ruchings, and scalloped draping on the sides. There are plenty of brightly colored shades like Kelly green, sapphire blue and a flaming red . . . and what a bright touch these can give the room! There are large florals on parchment shades and historic prints and American scenes galore.




Jugglers by Van Cleff



J. Donald Biever



Chase Brass & Copper




Shades by Danart; Waverly fabrics



Premier

Wm. H. Tomb



Arton's Modern lamps





## Charming Present



### ...with an HISTORIC PAST!

WHEN you own Cushman pieces, you own more than good furniture—for these sturdy examples of New England craftsmanship were copied from the very pieces hallowed by General Stark and his heroic Green Mountain Boys—victors in the Battle of Bennington in 1777. Leading examples of this comfortable furniture, used in the historic Catamount Tavern, where Colonial patriots once dined, are reproduced in Cushman's charming CATAMOUNT TAVERN COLLECTION—even to the pegs, wedges, the time-worn scuffings, and the honey maple lustre of the originals.

See how inexpensive; how comfortable; how beautiful they are—for any room in your home. Ask your dealer to identify them by noting the famous Cushman name stamped into the wood.

Coffee Table \$4  
24"x15"x15"

Utility Bench \$3  
18"x12"x12"

Footstool \$2: 13"x8"x7 1/2"

**FOR A LIMITED TIME ONLY**  
to show you the beautiful maple finish and craftsmanship of

**Cushman COLONIAL Creations**  
we will send your choice of these specially priced hand-pegged pieces, postpaid to your home anywhere in the U. S. FREE with above, valuable fully illustrated 32-page book on decoration, period design color scheme, etc. For book only, send 10¢ to cover mailing (no stamps, please).

## Cushman COLONIAL Creations

H. T. CUSHMAN MFG. COMPANY, Box 133, N. Bennington, Vermont

DINE ON

## Glamorous QUAKER LACE



### The Perfect Gift

Illustrated is No. 2520\*, reminiscent of the famous Flemish laces. In five sizes; napkins, doilies, scarfs available. All Quaker cloths launder easily and perfectly.

\*U. S. Design Patent No. 126914

## QUAKER DINNER CLOTHS

*made in America—by Americans*

QUAKER LACE COMPANY, 330 FIFTH AVE., N. Y.

Amazing as it may seem, Quaker lace dinner cloths have all the beauty and allure of old hand-made laces. In fact, many Quaker patterns are inspired by exquisite museum pieces. There the similarity ends—Quaker lace cloths are practical, serviceable, inexpensive and quite the most fashionable table covering. See the large variety of patterns at your dealer, priced from about \$5.00 to \$22.00 in 72"x90" size.

**QUAKER NET CURTAINS**  
permit selection of fabric and patterns that complement room furnishings—they turn into window covering into good window decoration.



## Help your ART

JULIETTA K. ARTHUR  
New York City

**N**OW that you own it, what are you going to do with it? Unless you treat it properly, the print which hung so impressively on the dealer's wall may fade, sag, or bulge. As for that piece of sculpture, it demands an occasional rub-down.

An etching, woodcut, or lithograph on handmade paper will last indefinitely if you handle it carefully, frame it properly, and hang it on an inside wall, away from blasts of the hot air vent and gusts of cold wind from your hall door. If you are a home-collector with limited wall space, put your prints in frames whose button-backs, removable in a jiffy, will allow frequent picture changes. These frames come in various moldings and different sizes, and cost about \$4. Another good, inexpensive solution, the popular Braquette frame, can be used over and over again, regardless of picture size, because



Sculpture, courtesy Robinson Galleries  
Dust-proof case and button-back frame, courtesy Associated American Artists

F. M. Demarest





Fine art won't look after itself, but it's worthy of your very best care

## KEEP *its* SHAPE

it is adjustable. Just beware of warping, buckling, and dust-collecting, which can be avoided only if you change your pictures as frequently as the dealers do, usually about once every three months. Also, museums sometimes use Scotch cellulose tape to seal prints under glass—a good idea if you haven't made up your mind about its final framing. (Or, until framed, place prints flat between heavy cardboard, or keep in a dust-proof case which can be bought at most art dealers for about \$5.)

But don't hunt a bargain when it comes to the final framing. Ask for a clear, colorless glass free of imperfections, and see that your mat board is free of charcoal and sand for, unless you use the finest materials for the backing, there is always danger that the chemicals frequently used in cheaper pulp backings will discolor or injure your print. Finally, use only seasoned woods in the frames, to avoid danger of warping.

As for sculpture, when you first put it in place you've only begun. To bring out the natural beauties of cast stone, rub it down vigorously with ordinary burlap. If you own a wood carving and the wood lacks luster, try a brisk rubbing with flannel. Occasionally, use ordinary floor wax—the paste, not the liquid; rub it generously all over the wood figure, then let stand for a half hour or so, finally rub briskly with flannel or a soft brush. And remember that sculpture is meant to be shown under an overhead light, not one from the side. Move your piece from one place to another until you get the effect the artist intended you to feel. Then just keep it polished and clean. The greatest tribute you can pay your art is to appreciate it—part of which means giving it all of the care it deserves. No matter whether you own one tiny piece, or a tremendous gallery of old masters, see that you do your best by it.



"The first time I ever saw a Hammond Organ was at the Andersons'. It caught my eye at once, and I complimented Helen on its beauty as a fine piece of furniture. But when she suggested I try *playing* the organ, I backed away like a shy five-year-old. Play an organ! Why, all I'd ever done in a musical way was to pick at the piano with one finger!


"Just for fun, though, I tried it. Helen showed me some simple chords and I touched the keys. I don't have the words to describe how I felt those next few moments—how amazed and delighted I was to realize the lovely music I heard was actually *my* music. But right then I knew I'd never be content till Jim and I had a Hammond Organ of our own.

"If you're like Jim and me . . . if you've always wanted to make beautiful music but never dreamed you could . . . try the Hammond Organ for yourself and see how easy it is—right from the start! Oh, and one more thing. It's easy to *own*, too, because you buy it on convenient budget terms."

SEE the Hammond Organ . . . PLAY it . . . TODAY! Find your nearest Hammond dealer in the classified phone book, or write to: Hammond Instrument Co., 2941 N. Western Ave., Chicago. In Canada: Northern Electric Company, Ltd., Montreal.

HAMMOND ORGAN STUDIOS • New York: 50 West 57th Street. Los Angeles: 3328 Wilshire Boulevard


Join the 60,000 other music lovers who enjoy the monthly HAMMOND TIMES. Send a postcard for your FREE subscription.



By the makers of the Hammond Solovox, Hammond Novachord and Hammond Electric Clocks



1910



CARL KEMM LOVEN

# 3 Stages

1890

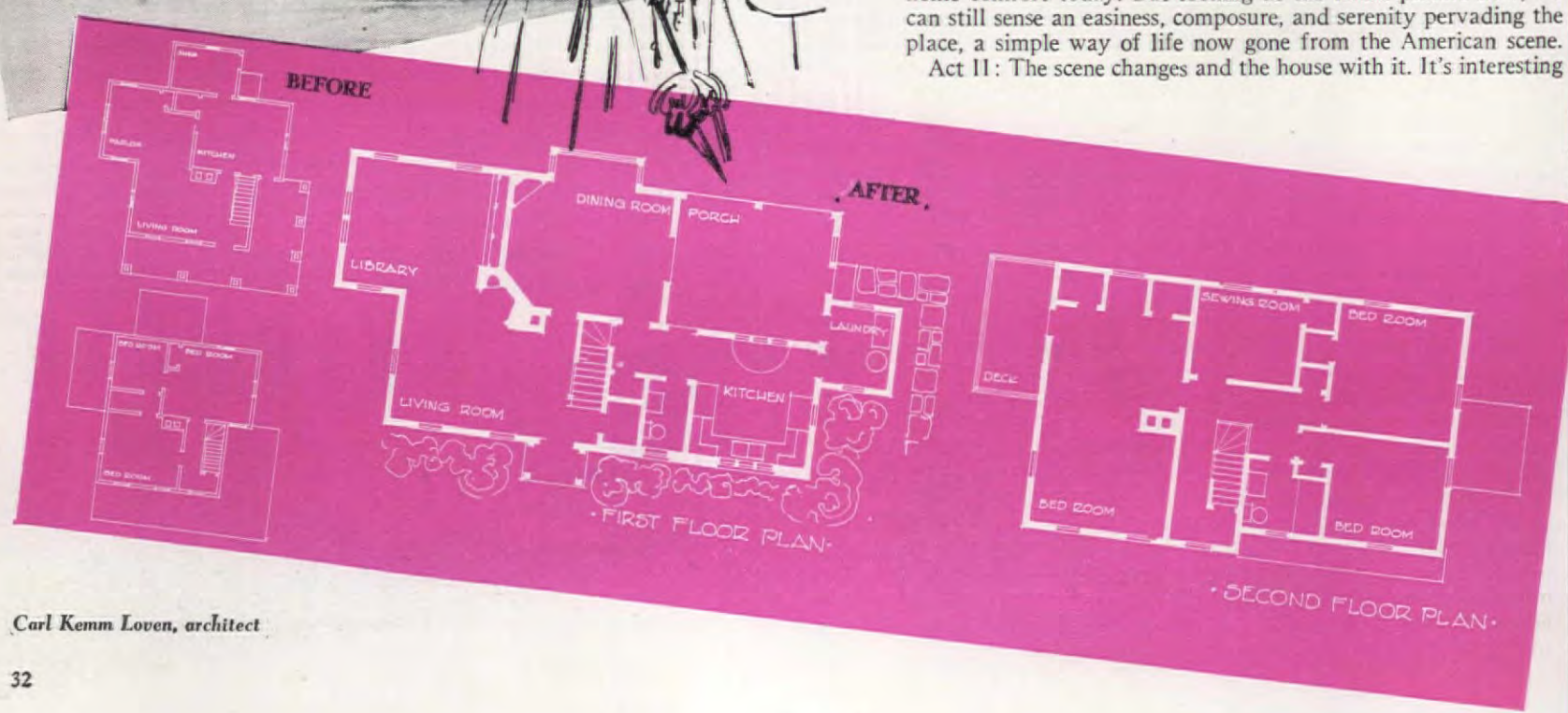


CARL KEMM LOVEN

FOR some heart-warming chuckles as well as a little nostalgic sentimentalizing, there's nothing like a dip into the family album. Here's a glimpse of the early history of Mr. and Mrs. C. A. Smeltzer's home in Ramsey, New Jersey, along with some pictures of its present, enlarged state.

Back in 1890 the house was in its horse and buggy stage, a pleasantly unassuming rural home with a meandering veranda around the front. Out back were a large stable, the well, and a large back yard, which undoubtedly included the housewife's vegetable and flower gardens. In front, syringa bushes, honey suckle climbing over the fence palings, a hitching post at the gate are easy to imagine. The house itself was probably a carpenter's job for the most part, with no architectural pretensions. Inside, its front and back parlors, kitchen and shed, upstairs bedrooms with no bath, were certainly inconvenient as we reckon home comfort today. But looking at the house picture now, we can still sense an easiness, composure, and serenity pervading the place, a simple way of life now gone from the American scene.

Act II: The scene changes and the house with it. It's interesting



Carl Kemm Loven, architect



1941

# of a Home



how houses seem to move on with the times, just as people do, putting on new fixings in the styles and manners of the day. By 1910, industrialization had transformed living patterns considerably in even such rural areas, and our house reflects new prosperity for the owners. The porch has been dressed up in a fancier way; wood piers on stone bases, heavier cornices, balustrades enclosing the rocking-chair areas at front and side indicate an effort to give a more imposing, important appearance to the whole front. But at the rear, yard and stable remain the same, as the probable setting for a local Penrod and his gang.

And so we come to 1941 and the present stage. The two roadside trees tower over the new Colonial farmhouse front of the home now and a picket fence is again in place. The whole front veranda has been ripped off completely, since motor traffic whizzes past now, and there's a new, delightful, rear porch overlooking a handsome lawn and garden: summer meals are readily served here from the nearby kitchen. A small Colonial entrance porch and new glazed door lead into the main part of the house, where the old parlors have been made into open living room and library (neatly blended by a new, open fireplace). With the rear shed torn down, and a broad new bay added, the old kitchen has become a dining room. At the right side of the house, a whole new wing houses the new front kitchen (faced with fieldstone), a lavatory, the rear porch, and the two new bedrooms, bath, and closets upstairs.



Adolph Study photographs





## Imperial Masters Tables

Smart tables, conveniently placed, are first essentials for luxurious, comfortable living! If your tables bear the name *Imperial*, you may also be confident of the finest in design and best features of inbuilt quality craftsmanship. Outstanding among Imperial tables is the Masters Group—a selection of 12 distinctive styles, featured in special displays by leading stores; prices \$14.75\* to \$39.50\*. See all 12 of the Masters Tables by *Imperial* when making a selection for your home.



IMPERIAL FURNITURE COMPANY, GRAND RAPIDS, MICH.

Send 10c (coin) to Dept. 11-A for beautiful illustrated booklet, "The Choice and Use of Tables."



\*Prices slightly higher at distant points.

BEAUTIFUL TODAY  
... AND ALWAYS

# Caprice

GENUINE HAND MADE Cambridge MADE IN U.S.A.

"A thing of beauty is a joy forever"—how expressive is this thought of Caprice, America's most popular crystal pattern! For this fascinating design, so richly beautiful in delicate contours and brilliant swirls, is ever in good taste for either formal or casual dining. Inexpensive, easy to clean, safe to handle. The Cambridge Glass Company, Cambridge, Ohio.

"You can choose from more than 150 open stock pieces—in Crystal, Moonlight Blue or La Rosa Pink."

## Cambridge


Hand Made Crystal



NORTH TRURO  
CAPE COD, MASS.

F. M. Demarest





### "RIDING LIGHTS"

Garden of Mrs. Grace Kellogg

OUT near the tip of Cape Cod, where the hooked peninsula is washed on one side by Massachusetts Bay and on the other side by the Atlantic Ocean, the world consists of blue and green water, yellow sand sparsely freckled with vegetation, and sky that varies from serene blue and white to sullen gray, depending on its mood. Never ceasing winds fleck the water with whitecaps, scour the land with driven sand, and bury the scrubby plants one day only to tear them loose the next. No place for a garden, you think? Well, so would anyone. Yet there is one there, and a charming and successful one, too, bright with annuals, perennials, roses and vines, created around the home shown at the right in the picture above. Is it a miracle? Well, says Grace Kellogg, who made it, "in a way, I suppose, it is; my own little miracle." But as she tells the story of how she planned it and solved the problems that presented themselves, it becomes such a miracle as anyone might perform in a like situation by following her example and (1) providing inexpensive glass windbreaks to keep out wind and sand but let in the sunlight; (2) correcting the super-drainability of the soil by incorporating plenty of peat; and (3) fertilizing her plants according to the time-honored Indian method—with native fish.

If you would like to read her interesting story of how she did it—for which we could not make space on these pages—send an addressed envelope with six cents postage to Department H, THE AMERICAN HOME, 444 Madison Avenue, New York, N. Y., and ask for "Garden in a Gale."



## \* CHAMPION DUNOON DONALD DHU \*



ENGLISH SPRINGER SPANIEL, owned by DONNIEDHU KENNELS

(Mrs. Janet H. Henneberry, Golf, Illinois)



Mrs. Janet H. Henneberry,  
breeder of champions,  
says:

*"See and Sniff"*  
... then you know your dog's  
food is wholesome and appetizing."

ONE LOOK, one sniff tells the inside story of Pard Dog Food. Fresh! Wholesome! Nutritionally rich! Make this simple test—see for yourself. And when Pard is fed, no other food is necessary for the normal dog. For Swift's scientifically formulated ration contains *all* the essential food elements, necessary vitamins and minerals to maintain top condition. Generation feeding studies have proved it.

Give *your* dog the advantages

of a full, safe diet. Feed Pard regularly—he'll love it!

#### RICH IN ESSENTIAL VITAMINS

A daily diet of Pard provides all the known essential vitamins far in excess of requirements for sound, vigorous health. Vitamin B<sub>2</sub> (riboflavin) for growth and healthy skin condition; nicotinic acid, specific in the cure and prevention of canine black tongue. Also, Vitamins A, B<sub>1</sub>, D, E, K, and Pantothenic acid—all vital to a well-balanced diet.



*Proof of Pard health  
in generation feeding!*

Proved in the most exacting test of all—generation feeding—Pard has made a great record. Never a diet-caused ailment in 5 Pard-fed generations! Vigorous health always!



SWIFT & COMPANY'S  
NUTRITIONALLY BALANCED DOG FOOD





*Your dream was answered—*  
when PEQUOT made  
PERCALES

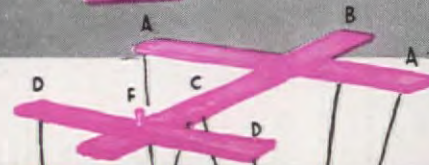

Even when you buy luxurious percale sheets you want *Pequot dependability*.

Now you can have it! Yes, Pequot now makes Percales! And what exquisite sheets they are. Light weight, satin-smooth. Sweet and cool to the touch—sheets that make your dreams of sleeping luxury come true.

Even your housewifely conscience can only praise these sheets. Note the Pequot firmness! The fine, close, conscientious weaving that endeared the name of Pequot to generations of value-seeking women.

So, when buying Percale Sheets, too, it's "Mind your P's and Q's—get Pequots."

PEQUOT MILLS, SALEM, MASSACHUSETTS



These wonderful puppets take lots of bows, are fun for the managers




**B**RIGHT lights and glittering costumes, and a first-night audience clapping the star back a third time—everything but the orchids, and all for a puppet show. These puppets are so good that they travel all over Kansas in their own specially-built trailer. Among their successful ventures have been dramatizations of Stevenson's "A Lodging for a Night," "The Coppersmith of Bagdad," a swing band of colored gentlemen in white mess-jackets, a concert soprano accompanied by a bored temperamental maestro, and the ever popular "Snow White and the Seven Dwarfs."

No, of course this is no amateur's victory in a basement workshop, though it *did* begin in just such a manner.



LOUISE KELLAM SMITHIES  
Bronxville, New York





with no equipment more elaborate than what you might find in your own kitchen, hobby room, and sewing basket. It began about twelve years ago as the lone inspiration of Dr. Arthur D. Gray of Topeka, Kansas. Now it is a full-fledged hobby for dozens of adults, with Dr. Gray directing the group of men and women who work together in the dramatic department of the night school at Washburn College. And while the chances are that you'll never be so expert, you can go in for puppets on a family-hobby scale, and maybe invite the neighbors in for an occasional show.

But it's only fair to warn you that what is undertaken just to while away the idle hours may well become absolutely engrossing. These make-believe people may start as a happy family project, then turn into fascinating group activity—and once the neighbors know what you're up to, you may have to haul up the gang plank and batten down the hatches if you don't want them to have a "piece" of your productions.

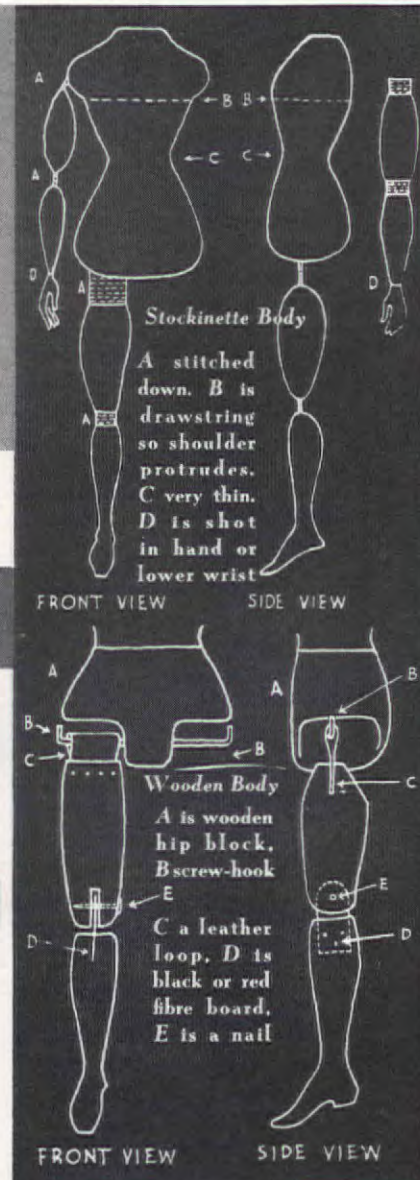
Which will save you and your friends from the horrible fate of getting old and retired without a hobby. (A cynic once said that a man who was to be retired at 65 should be shot at the age of 60—

unless he had a hobby, something just as absorbing but outside his regular work to earn a living.) And the best hobbies are not elaborate, expensive pastimes. Usually it is the simpler one, the one that calls for experimentation and resourcefulness rather than the mere collecting of objects, that yields the most pleasure.

If you were to step into "that doll workshop" at Washburn College, you'd find adults more concerned about a new string of Christmas-tree-bulb footlights or the newly-cut crepe hair for Snow White than about the affairs of their respective businesses. They are so absorbed that, for a few hours, the ordinary troubles of real people don't mean a thing. Added to this release from worldly problems is a creative, constructive line of thinking, a new skill which involves working with hands, hammers, needles, and thread.

All you need for such a hobby is ingenuity, that great American trait, plus a little patience, plus a little skill. And the sum of these three adds up to enjoyment all out of proportion to what you have put into it. And besides the fun and the pleasure your hobby is giving to others, it is comforting to realize that you won't have to be shot at 60!

**Write us for a start on this hobby—drawings and complete directions for making puppets sent on receipt of 6¢. Address "Hobbies," The American Home, 444 Madison Avenue, New York, N. Y.**






# SEWER GERMS

THRIVE JUST A FEW INCHES  
FROM WHERE YOU BRUSH YOUR TEETH

EVERY DRAIN IS A  
DIRTY, MESSY PLACE—  
CONTAINS THE SAME KIND  
OF **GERMS** THAT BREED  
IN SEWERS



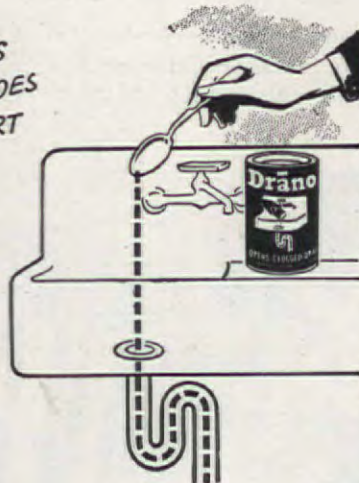
EVEN IN HOMES WITH NEW MODERN PLUMBING,  
NO SINK PIPE (WHETHER CLOGGED OR FREE-RUNNING)  
IS FREE OF **GERMS**.



KEEP YOUR DRAINS AS  
CLEAN AND SANITARY  
AS YOUR WASHBOWL.  
USE **Drano!**

**Drano's** BOILING  
ACTION REMOVES  
**SEWER GERMS**  
ALONG WITH THE  
DRAIN DIRT!

**Drano...**  
USED REGULARLY IN DRAINS  
ONCE A WEEK OR OFTENER... DOES  
TWO JOBS: CLEARS OUT DIRT  
IN WHICH **SEWER GERMS**  
THRIVE AND KEEPS DRAINS  
OPEN, FREE-RUNNING.  
NEVER OVER 25¢ AT ANY  
DRUG, GROCERY, OR HARDWARE  
STORE



## Drano

**OPENS CLOGGED DRAINS—KEEPS DRAINS OPEN**

Copr. 1941, The Drackett Co.



# Home and office

Architect designs his own home for comfortable  
living and practical work and tells why

L. MORGAN YOST, A.I.A., Kenilworth, Ill.



**W**ORK and home seem a natural combination to me, inseparable, equal parts of a natural, happy way of living. So when we came to plan our own home, Mrs. Yost and I decided to eliminate my wearisome daytime commuting and night work at a distant office by including a studio in the house. I had noticed, too, that my most satisfactory jobs were for persons who came to know me outside the office, who could confide their dreams informally and give me such details as, "We really eat in the kitchen unless we have company."

The front studio in our home is my workroom. It has a separate entrance so that those on business do not disturb the household, but at the




*Shown in color  
on the cover*

Living quarters  
open to rear gar-  
den; only studio  
and stair have  
front windows





*under  
one roof!*



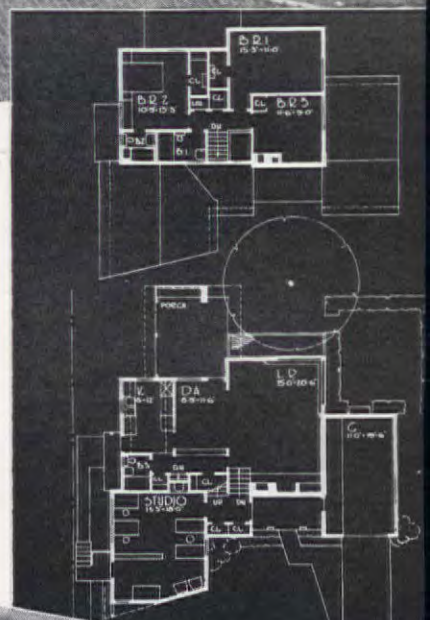
Frank Willming photographs supervised by Ruth E. Lee

same time it is connected directly with the front hall of the house so clients may be taken into the living room for a cup of tea. And the household filters into the studio, too; in fact, as I write this, two-year old Elyn comes in to beg a piece of chewing gum.

For business reasons the lot we selected had to be on a well-traveled road, which made privacy doubly difficult. But the lot slopes away from the road so we insulated the house from traffic noise by partly recessing the first floor in the sloping ground and building the garage, closets, chimney, and studio around the front of the living room, giving it no front street windows. Maid's room and laundry are under the studio, while three bedrooms, two baths are over the living-dining and kitchen quarters. The prevailing slope, desirable apple trees, and angular front line of the lot determined the plan of the house, with

the studio front wall splayed to follow the lot line. To avoid an awkward left-hand studio corner, however, the front wall straightens out; this leaves the gabled studio roof overhanging the corner window so it can be left open in rain. Broad brows give all our windows rainy-weather protection.

Interiors are all in the soft colors of natural building materials. The family fireside is encased by walls of pinkish-yellow brick, other walls are plywood in a natural sealer finish, ceilings are natural, sand-finish plaster. Many things remain to be done in our home—cases, storage shelves to be built in, chests and a built-in bed for our bedroom, workshop bench and a pool and brick garden terrace. But then a finished house might as well be torn down.



Red and brown fabrics, fruitwood furniture, pinkish-yellow brick walls



Plastic ceilings are gray, walls are tulip-wood in adjacent living and dining rooms







room education (you remember them—"readin', writin' and 'rithmetic"), but that it could and should be a major activity of childhood, a broad, enlightening, delightful experience. The new point of view was much the same as that which increasingly regards botany, zoology, physics, nature study, etc., not as "pure"—and all too often deadly dull—sciences, to be approached with dread and determination to conquer them, but as "applied sciences," phases of living, aspects of the world in which we live and with which we must live in understanding and harmony if we are to know its rewards and realize its possibilities.

And so the modern, come-of-age Book Week focuses on the home and on the youth that is such a vital part of it. It "seeks to bring children to books, teaches



# BOOK WEEK'S HERE AGAIN!

CONSIDERING that the keynote of the leading articles in the last three issues of *THE AMERICAN HOME* has been "Under the Stars We Advance," it seems a happy coincidence that the theme of Children's Book Week for 1941 (November 2 to 8) is "Forward With Books." More than that, it looks to us like just another proof that, notwithstanding a lot of irritating bumps, detours and gratuitously offered misdirections, there is an underlying, united public opinion in the United States that is moving forward and that is wholeheartedly behind a policy of progress—sane, orderly, constructive accomplishment.

Now, progress is nothing new in the annals of the twenty-three observances of Book Week. Its very conception in 1919 grew out of a then new and original theory: that reading for children should not be merely one of the three legs of the accepted curriculum of a basic school-



them the pride of owning, the delight of sharing, the joy of entering new worlds along the magic pathway of books." Or, if you want a more formal analysis of the *credo* of this nation-wide project in which educators, librarians, boy and girl scout leaders, parents, booksellers, and publishers are co-operating, here are the purposes of Book Week this year:

1. To encourage in boys and girls the love of books and reading.
2. To increase public appreciation of good books for children.
3. To increase knowledge of and support for public book facilities.
4. To encourage home-ownership of and companionship through books.

If you or your local garden club or other civic organization would like to take part in the effort needed by this, no less than any real campaign, and share its rewards, representatives of any of the agencies mentioned above can tell you what you can do and how you can do it. Or consult your librarian, or write to Book Week Headquarters, 62 West 45th Street, New York City. And if it is all a new idea to you and you are puzzled as to why people are making all this fuss about books, especially children's books, why, just look at the covers and pages reproduced on these pages of some of the recently published books for youngsters; or go into any good bookstore and browse among the abundant, colorful harvests of titles, texts, and pictures. For writers and illustrators, as well as publishers, are giving markedly increased attention to the contents, the appearance, and the objectives of what used to be rather condescend-





ingly referred to as "juveniles." In consequence, we are all benefiting.

There are much-sought annual awards for books carefully chosen by the American Library Association. The John Newbery medal, named in honor of a publisher and bookseller of the Eighteenth Century especially noted for his gay children's books, has been awarded each year since 1922 for "the most outstanding writing for children." The most recent winners are, in 1940, James Daugherty's "Daniel Boone" (Viking Press) and, in 1941, Armstrong Sperry's "Call It Courage" (Macmillan). The Randolph Caldecott medal, named after a famous English illustrator of juvenile books and established for only four years, has gone to: In 1938, Dorothy P. Lathrop for "Animals of the Bible" (Stokes); in 1939, Thomas Handforth for "Mei Li" (Doubleday); in 1940, Edgar and Ingri d'Aulaire for "Abraham Lincoln" (Doubleday), and, in 1941, Robert Lawson for "They Were Strong and Good" (Viking).

So why not, this Book Week, do something, somehow, to bring to some child, whether within your household or elsewhere, increased knowledge and appreciation of what good books are, of what they can mean in thrills, calm happiness, rich, lasting enjoyment? There is that about reading which makes it akin to tramping over the countryside, singing, skating, listening to music or any of a host of human enjoyments: It is good to do by yourself, but still better to do with someone else. And when that someone can be a child, whom you can lead down paths full of joyous surprise and discoveries, whose eyes grow wide and whose face reflects the glow of a broadening horizon, the pleasure can be unbounded.

If it would help you to see an intelligently selected list of current books for children of different ages, send your request and a

## HOW HOLLYWOOD STARS BUY BLANKETS



*Margaret Lindsay*, star of the Ellery Queen Mystery Pictures produced by Darmour, loves nice things but she's not extravagant. That's why she chose a gorgeous dusty rose North Star blanket for her . . .



*Beverly Hills bedroom.* This luxurious blanket harmonizes with the ivory and dusty rose color scheme of the exquisite French Baroque setting. It is woven of purest wool, bound with rich satin ribbon . . . will keep its soft, springy texture through the years. You too can enjoy this practical luxury of the stars. North Star blankets come in many weights, sizes and colors . . . and they're priced as low as \$7.95.

**NORTH STAR**  
*Blanket of the Stars*



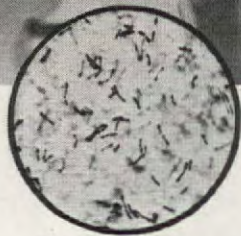
Books pictured on these pages: 1. Holiday House Cloth Book No. 4, \$1 (No. 5 of this series just published); 2. The Park That Spring Forgot, by Winifred Welles, \$1.50 (Dutton); 3. Please, by Telka Ackley, 75 cents (Stokes); 4. Guess Again! by Aileen L. Fisher, \$1.25 (McBride); 5. The Tale of the Bullfrog, by Henry B. Kane, \$1.25 (Knopf); 6. The Year of Jubilo, by Ruth Sawyer, \$2 (Viking Press); 7. The American Mother Goose, by Ray Wood, \$1.25 (Stokes); 8. Kamanda, by Attilio Gatti, \$2 (McBride); 9. Mysterv at Penmarth, by Ruth Sanders, \$2 (McBride); 10. Raspberry Patch, by Grace Paull, \$1.50 (Doubleday).

Some books received too late to be illustrated: The Desert Calling, by Marguerite Aspinwall, \$2; Saturday for Samuel, by Le Grand, \$1.25; Broad Stripes and Bright Stars, by Beatrice B. Grover, \$1 (all three Greystone Press); Stephen Foster and His Little Dog Tray, by Opal Wheeler, \$2.00 (Dutton). They are all mighty worth while.

stamped, addressed envelope to The American Home, Department JB, 444 Madison Avenue, New York, N. Y. We are having one especially prepared as our goodwill gesture to Book Week.



# Beware of this Invisible Saboteur!



← **TOUGH MR. TUBERCLE BACILLUS**, secret agent of Infection. So tiny he can hide behind the smallest dust particle. He may lurk in almost any neglected corner, ready to attack. Lysol kills this dread tuberculosis germ on contact.

**Defend your home against Infection. Fight germs this simple, economical way.**

**D**ON'T let germ saboteurs menace your household. *Disinfect as you clean*—with Lysol.

Destroy the germ invaders that may lurk in your bathroom, in your

kitchen—on floors, walls, and wood-work. Add Lysol to all cleaning water.

Lysol disinfectant is easy to use—and so economical. One large size bottle makes 11 gallons of potent germ-killing solution.

Lysol disinfectant is used in most of the nation's leading hospitals—and in an overwhelming majority of American homes.

## HOW TO LIQUIDATE GERM FIFTH COLUMNISTS

**1. KILL THE GERM SABOTEURS IN YOUR KITCHEN.** DISINFECT SINK, DRAINBOARD, FLOORS, SHELVES, WALLS, WASH-CLOTHS, BRUSHES. (2½ TABLESPOONFULS OF LYSOL TO 4 QTS. WATER.)

**2. FOIL THAT TROJAN HORSE...YOUR GARBAGE PAIL.** EMPTY REGULARLY AND DOUSE WITH LYSOL SOLUTION (2½ TABLESPOONFULS TO 4 QTS. OF WATER.)

**PASTE COUPON ON A PENNY POSTCARD**


*Guidance for Wives and Mothers*  
**Lehn & Fink Products Corp.**  
 Dept. A.H.-1141, Bloomfield, N. J.  
 Send me the book "War Against Germs" with facts about home health defense and feminine hygiene.

Name \_\_\_\_\_  
 Address \_\_\_\_\_


**Lysol**  
Disinfectant

Copyright 1941 by Lehn & Fink Products Corp.

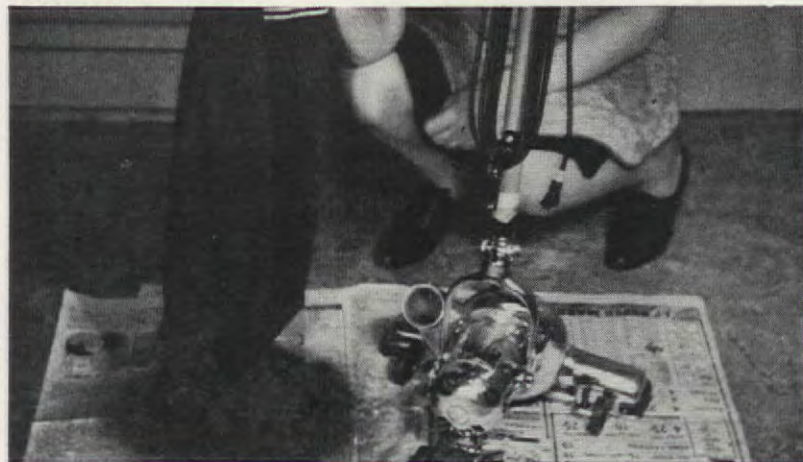
**FOR HOME DEFENSE... DISINFECT AS YOU CLEAN... WITH LYSOL**



**It's poor satisfaction to place the blame or pass the buck for household accidents. It's better to avoid 'em!**



**Don't pull out cords for electric lamps or appliances this way. You'll injure wires and insulation, and frayed cords are dangerous. When removing cords from outlets be sure to take hold of the plug itself**



**Take care when handling dust and dirt from vacuum cleaners; you may run pins, needles, or other objects into your hand. And such objects are equally able to injure the vacuum fan, pulley, or bag**



**Boiling cleaning mixtures in a shallow pan like this may result in serious trouble; if the mixture boils up and overflows like Vesuvius, you may be in the way and be scarred or burned badly. And for deep-fat cooking always use an especially designed deep-fat utensil**







It may seem like an easy way of making use of another outlet but bringing an electric cord through a doorway, winding it around the floor, is bad business. A worn wire can shock—and can also burn



No, *this* just isn't smart either. You learned hot coals were "burny hot" when you were a child and it's still true, so **DON'T** put hot ashes or coals in paper or cardboard boxes. It's a quick way of having a fire



Replacing a blown fuse with a coin often seems like a time saver; you aren't going to leave the coin in of course—it's just temporary. Kidding yourself that way is dangerous because an overloaded circuit is a real fire hazard. A circuit breaker will avoid fuse changing



## "Hurry Home, Dad!"

*It's been seven years since I said that to Dad for the last time, but they haven't been unhappy years at all. He wouldn't have had it that way. Besides, it has been a comfort to know that the arrangements made by the funeral director provided for everything, especially protection.*

It is difficult to think of the day when certain responsibilities must be shouldered. Yet forethought will make it easier to have your last tribute appropriate.

It is reassuring to know that ARMCO Ingot Iron in caskets and vaults merits your full confidence. For this highly refined iron has proved its protective qualities through the years. Leading manufacturers of burial receptacles have standardized on ARMCO Ingot Iron and identify its use by the familiar ARMCO triangle.

Instinctively you know that the funeral director who provides good products will render the many other exacting services of his profession with competence and understanding. The American Rolling Mill Company, 2441 Curtis Street, Middletown, Ohio.





# GREET YOUR GUESTS in the Irene Dunne manner




● Give your home the welcoming voice of chimes to echo the warmth of your hospitality. Thousands of "good neighbors," among them America's greatest singing stars who know quality of tone, select Edwards Chimes for their perfect harmony, their enduring beauty of design. Fashioned to fit every decorating trend... Easily within your budget, as inexpensive as ordinary chimes... And the harsh doorbell jangle is banished from your home forever.

**COLONIAL:** shown above in Irene Dunne's home. Antiqued ivory, maple or mahogany finish. 2-entrance. \$7.95.

**(A) CHAPEL:** antiqued ivory finish, 2-entrance. \$4.95.

**(B) WESTMINSTER:** walnut finish, illuminated, 8-note, 2-entrance. \$29.50.

See and hear them at electrical, hardware or dept. stores. Or write for catalog: Edwards & Co., Norwalk, Conn.




**ONLY EDWARDS CHIMES HAVE:** Authentic traditional designs by Lurelle Guild. New Sylville shields for everlasting beauty. Symphonic tubing, sonoscope-tested for perfect tone quality. Edwards' 70-year reputation for scientific precision.

## EDWARDS

*Door Chimes*

# Lady, take the Chair!



Sketches by Burmah Burris

CHARLOTTE MONTGOMERY, Westfield, N. J.

AND if you think that's an invitation to sit down and be comfortable, perish the thought! It's the majority voice of your club or committee, demanding in a very gentle but firm way that you stand up and be efficient. It's pretty self-evident that you can't stand up if your knees are knocking together, nor can you be efficient if you don't know the rules of holding down The Chair. Here are a few of the more fundamental rules—and tricks—that will keep you from letting yourself or your club down.

To begin with, always have an agenda. It sounds overpowering, but reduced to its common denominator, an agenda is simply the order of business and you should have it on the table before you. (Tables are wonderful sources of strength, physical and moral, when you first take The Chair.) Pencil in hand, you check off items on the agenda as they are finished. This procedure is a sure cure for that heavens-what-happens-next blankness which so often strikes.

A club agenda might read, for instance, "Opening remarks. Secretary's report. Treasurer's report. Reports of standing committees, hospitality, membership. Plans for winter concert. Arrange for publishing bulletin. Election of representative to conference. Ask for new business. Adjournment." That's the agenda's skeleton.

As chairman, you must see that things go, and go smoothly. Allow enough discussion of a subject to give people the feeling they've had their say, but flash the red light if debate looks as though it weren't going to end. Watch out for pet projects and pet peeves when it comes to this, they're dangerous. If things get bogged down by aimless talk, ask the secretary to "read back" the motion. Make people stick to it.

If something pops up that is too new or controversial to be settled on the spot, there are several things you can do, fortunately. You can ask for a motion to "table" the question (like the cooling-off periods in

strikes) or you can suggest a committee of three to study the issue and report at the next meeting. Committees may also be given "power to act"—that is they may carry on at their discretion.

When you're given power to appoint a committee, you can do it at once or later. Just remember to pick people who can work efficiently together.

If someone shouts "question" at you during the course of discussion, it doesn't mean they want to ask one, but that they want a vote taken on the matter in hand. To register an informal vote, ask for a "show of hands," which determines the "sense of the meeting."

Helpful suggestion, if motions don't appear when needed, is for you to ask for one. Some co-operative soul will say "I so move . . ." another will second it. Those in favor, you ask to say "aye," opposed, "no," and there's your motion. Make it a game to keep things moving along and orderly, and before you know it you'll have completed all plans for that benefit.

**POINTERS AND PITFALLS:** The Chairman has no vote except to settle a tie.

Discussion of a motion should come *after* it is made and seconded and *before* it's voted on.

Voting is usually by "aye's" and "no's." If it sounds close, ask for a show of hands. In elections, a written ballot is used if more than one name is nominated. More common is the "single slate"—that is, one name for each office, and the secretary is often empowered to cast one vote for them all.

Treasurer's reports are placed "on file," not voted on.

Read over the constitution and by-laws if yours is an organized club. For a reference book on Parliamentary Law, ask the library for Robert's *Rules of Order*. It was written for Congress so don't be overcome.

Whatever you do, take your time. At least give the impression that you're enjoying yourself. And, Madam Chairman, do wear your best-looking clothes!



# THERE'S BROADLOOM BEAUTY FOR YOUR BUDGET IN BIGELOW'S "VALUE MATES"

*Bigelow Beauvais... Bigelow Fervak... styled, skillfully color-harmonized and priced to give you extra value for your money.*



Ready for new floor beauty?  
Ask to see this "VALUE MATE"  
Bigelow Beauvais Broadloom!

Have these changing times made it possible for you to indulge in lovely new furnishings? Then, begin at the floor, as decorators advise...and choose Beauvais. You'll be investing in years of satisfaction and beauty. Look at the extra-close weave, for greater wear... feel the heavy weight of Lively Wool, (our own special blend) for longer life.

There are sizes to fit *any* room and patterns to suit *any* decorating style. And all Beauvais colors have been dyed to match or harmonize with other homefurnishings. See Beauvais *now!*

Beauvais No. 1659 in a smart "embossed" effect is shown in this lovely room photographed in an actual home. Other choices: Beauvais No. 1641 and Beauvais No. 1698.



Looking for style at a price?  
Check this "VALUE MATE"  
Bigelow Fervak Broadloom!

Styled to give you the broadloom smartness you've always wanted for your floors, but priced to let your budget keep its figure! This Fervak "Value Mate" also has been color-harmonized to "go with" popular colors in wall paper or paints, drapery and upholstery fabrics so that it's a "cinch" and a joy to decorate *from* your rug.

Tailor-Made rug sizes — and broadloom which can be cut to *any* length. For Bigelow styling and quality at an economy price, choose Bigelow Fervak!

This rug in this 18th Century bedroom is a charming Aubusson pattern, Fervak No. 9300. With the same color scheme, Fervak No. 9299 or Fervak No. 9321 are equally lovely.



Look for this label on rugs and carpets. Because it tells you that you're buying from America's oldest weavers of smart rugs and carpets. It tells you that you're buying quality, whatever grade you choose and whatever price you pay. And Bigelow makes many weaves and grades and styles to fit all tastes and purses!

HOME BEAUTY MADE EASY! Follow the decorating advice and the simple color charts. Facts on style and rug care. Rooms in color. FREE! Ask for "Color Clues to Home Beauty" in rug departments. Or write to Bigelow Weavers, Dept. 1018, 140 Madison Avenue, New York.







Bedroom of Felicite Reynolds, Winnetka, Ill.; exterior of house is shown in October issue



## What CAN I do with it?



Frank Willming photographs; Eleanor Johnson sketch



Boy's room in the H. W. Ziemer home, Milwaukee, Wisconsin



Little girl's room in Dr. Paul Huber's home, Glenview, Ill. (exterior, October issue)

HAVE you a way with a bedroom that inspires not only shut-eye anticipation but wide-eyed appreciation? Can your bedroom stand the acid test of daylight, or is your outlook, on waking each morning, an anticlimax to a blissful night's sleep? We have picked out some bedroom treatments that we think are antidotes for any anticlimax. The tried and true trick is the creation of interest by the use of color and wallpaper in the not-common-garden-variety manner. As we and others have said before, there's no reason except tradition that says all four walls must be alike as to paint or paper job. By the same token, a bedroom doesn't have to be *all* sweetness and light. It can have a terrific amount of character and charm just by applying a little imagination and courage. So, take a deep breath, and get going. Paper one wall or panel in a gay, floral print. Balance it with a plain or striped paper that is happy with it. They're making them in pairs, now, incidentally, for the brave in heart to experiment with in their homes.

Decorator Felicite Reynolds has done a very smart thing in her bed alcove, shown at top of the page, that makes it a focal point and a dramatic background for the large bed. She has heightened the drama by the embroidered muslin frill that borders it. She took her color cue for the other walls and woodwork from the background of the wallpaper, which gives the room a unity of feeling, and that is one thing you must watch out for. Don't have your different wall completely unrelated to the rest of the room. Tie it together with color, else you will wind up with a weird effect that will be anything but restful.

And there's always the idea of maps on the walls of a boy's room. Not new, but still good because maps are somehow masculine, adventurous. Plaids, of course, do a tremendous decorating job. If your furniture is fairly formal, choose a simple paper like a plain stripe. It adds dignity and importance to any room, not to mention size. Then you can use print in your hangings or upholstery without creating decorative disturbances.

There are many who have the problem of making a prosaic apartment bedroom look as though it didn't belong in some hospital. There's no reason why an apartment bedroom can't be just as homey in feeling as a room in a




twelve-room house if you have a little vision. Wallpaper sticks just as well on apartment walls as on any other and often can be the key to exciting individuality. One clever idea, having to do with drapery, that would be very much at home in an apartment is to continue the window hanging along the wall to form a backdrop for beds as shown on page 49. It adds a note of sophistication that somehow or other goes with apartments. Another idea is the adaptation of window architecture in other parts of the room, as shown by Marion Carls' ingenuity in covering up an unwanted door with valance and draperies, shown on the same page. Now she has a smart bed "alcove" where there wasn't one before. So if you have an unwanted door—

There's one more point to be discussed. For some reason or other, bedrooms, like ships, are thought of in the feminine. That is all well and good if the lady of the house has her own room. But if a room is shared by the man of


Demarest photographs



Master bedroom, Mr. and Mrs. Lawrence Denman's home, Wayne, Illinois



Frank Willming photographs



Guest room in the George W. Renwick home, Geneva, Illinois; living room shown in October issue





## EVERYBODY LOVES A REDHEAD

set in colors like these

It's no trick to design a room around **YOU**. An inexpensive (and we do mean inexpensive) Alexander Smith rug or carpet, a few yards of colorful material, a color scheme that flatters you . . . and there you are!

It's easy—and it costs so little, this Alexander Smith Colorama idea. It simply means that you choose backgrounds for your own type of coloring much the way you choose a dress and a hat. The colors *must* go with each other. But they

should also do something for *you*.

There are Alexander Smith rugs and carpets for redheads, blondes, brunettes, brown-haired and silver-gray. They all come in Tru-Tone colors—an exclusive Alexander Smith feature. This means that they do not go off-shade in artificial light.

If you want help in selecting colors, go to a store that has the Alexander Smith Colorama Selector. Also mail coupon for Colorama booklet.



## ALEXANDER SMITH

FLOOR-PLAN RUGS & BROADLOOM CARPETS

"NEARLY RIGHT WON'T DO"



**FREE!**

Your Personal Color Horoscope

Clara Dudley, Color Scheme Consultant AH-1141  
Alexander Smith & Sons Carpet Co.  
295 Fifth Avenue, New York, N. Y.


Please send me your free book: "Colorama—a new idea in decoration," containing my color horoscope.

Name \_\_\_\_\_  
PLEASE PRINT NAME AND ADDRESS

Type \_\_\_\_\_  
(Indicate blonde, brunette, brown, redhead or silver-gray.)

Address \_\_\_\_\_

City \_\_\_\_\_ State \_\_\_\_\_



### THE COLORAMA SELECTOR—TO HELP YOU CHOOSE COLOR SCHEMES

You can really "try on" rooms by using the fascinating Colorama Selector, at left, which you will find at most good furniture and department stores. It has color combinations for redheads, blondes, brunettes, brown-haired and silver-gray. With the Colorama Selector the stores show a wide selection of Alexander Smith Floor-Plan Rugs and Custom-Cut Broadloom Carpets—at prices starting well below \$50—in sizes to fit almost any room. For example: the Alexander Smith Floor-Plan Rug (Series BB-106) illustrated above comes in 23 sizes.

Entire contents copyrighted 1961,  
Alexander Smith & Sons Carpet Co., Yonkers, N. Y.



Demarest photograph



Wall Protector, Ruby Products, Inc.

Air-Lite Window Shield Corp.



Demarest photos



Gertrude Ayres spread



Bed alcove of Marion Carls, Long Beach, Calif.



Frank Willming photograph

Bed-sitting room in the Winnetka, Illinois, home of the George E. Booths

the family, as is more usual than not, don't give him inhibitions with organdy ruffles, fragile pastels, and la-di-da accessories to live with. There is a happy medium, a sort of neuter level of decoration, that can be achieved. Choose your color scheme a little on the substantial side and the furniture to go with it. We don't think men particularly like leaping from scatter rug to scatter rug, either. But there's no reason why the room shouldn't be gay in spirit as long as it doesn't go frivolous. That most definitely should be avoided to keep family peace!

Now a word about bedspreads. Usually the bed is the biggest piece of furniture in the room. Unless the cover is chosen with care, especially if the increasingly popular twin-beds-on-one headboard are used, they will look like a pair of elephants in hiding. As shown in the pictures, there are many little tricks to be done. Keep them tailored!

Adults are not the only ones who have bedrooms. Children have to have places to lay their heads and should have rooms that are theirs in feeling as well as in fact. It is somehow an adult tendency to impose an adult's personality on a youngster's room. Don't do it! Children have very definite personalities all their own that are extremely expressible in terms of decoration. Take a good inventory of your youngster and do his or her room accordingly. There should be room for play and study as well as sleeping, room for all his gadgets and treasures, all in happy surroundings. Find out what your child's favorite colors are and use them unless they're too terrific! Bedspreads in a youngster's room can be half the battle. Two are shown that are fun. They are unbleached muslin with gay appliqué which can be varied to suit the individual hobby. Of course, the washable kind is the wisest. In fact we heartily recommend that as many things as possible in a child's room be washable, even to rugs.

Just as there's more than one way to skin a cat, so there are many ways to dramatize your bedroom. On page 46, Miss Reynolds spotlighted her bed by placing it in an alcove. Not every room has an alcove, but you can create the illusion. In the little sketches next to Miss Reynolds' room, there are two suggestions. In the top one, wall paper is set within a regulation molding panel, back of the bed, and the other three walls are painted to harmonize. In the other, patterned paper is used in the same way, but with a "companion" paper in fine stripes, like the background of the print.

Sage green, citron yellow, and gray guest room of Tom Douglas, Los Angeles, Calif.



Maynard L. Parker photograph

For little things that make a big difference, there's the trick cloth window shield that gives you privacy and air at the same time without disturbing the décor of your room. Then there's a transparent, non-inflammable material on the market that comes in sheets. It can be purchased in most department stores. Easily attached with Scotch tape, it's grand for inexpensively covering the tops of dressing tables or bureaus as well as giving wall protection where needed.

All these tips, big and little, are our answers to your question. The pictures tell a lot, so study them as carefully as you would a textbook. Then take courage. Remember, none but the brave deserves the flair.



# Valuable Information FOR HOME BUILDERS!

Here's Why Economy-Minded Families Choose SILENTITE "Insulated" Windows



"We chose Silentite windows because their slim modern beauty makes room decoration easier; because they let in plenty of light and air!"

"Curtis Silentite windows help us watch fuel bills, too! They'll help save up to 25% on fuel."



"Save on housework, too! Silentite windows keep dust, smoke and rain out. Our curtains, walls and furniture stay bright and clean longer."

"You never saw a window so easy to open. Even little sister can do it."



• Curtis Silentite "Insulated" windows are fully weather-stripped. Lifetime springs eliminate old-fashioned weights and cords. Silentite windows operate effortlessly—no sticking, jamming or rattling. Complete unit includes screens and storm sash—priced separately.

Follow the lead of thousands of families. Let your Curtis dealer prove Silentite's superiority and economy—tell you about economies of all Curtis woodwork for your home. Or mail the coupon for information. If you live in Canada, write to W. C. Edwards & Company, Ltd., 991 Somerset St., W., Ottawa, Canada.



CURTIS COMPANIES SERVICE BUREAU  
216 Curtis Bldg., Clinton, Iowa.  
Please send me free book on Curtis Silentite Windows.

Name.....  
Address.....  
City..... State.....

CURTIS WOODWORK IS SOLD BY RELIABLE DEALERS EVERYWHERE




Nine rambunctious kids, nine truck-loads of junk in a "before" view

## Complete Rehabilitation for \$4500


HAROLD DONALDSON EBERLEIN and CORTLANDT VAN DYKE HUBBARD  
Philadelphia, Pa.

**B**EFORE its resurrection, "Fenderkill" was mighty close to ending up its days as firewood. From a snug, self-respecting farmhouse built in the Hudson Highlands of New York State sometime between 1756 and 1789, it had run down to something that belonged on "Tobacco Road"; a family of Jukes would have felt right at home. The place was strewn with fenders, auto parts, bodies (strictly automobile)—enough junk to outfit a munitions plant. Nine truck loads of it were removed when Mr. Benjamin West Frazier rejuvenated it, and more is still buried in the brook. Squatters in the house had helped rot and ruin along and the porch floor was crumbling, doors and windows had disappeared, the roof was sagging, and shutters were broken or hanging on one hinge. One family with nine children had given the place more than a heap of livin' but conscientiously kept up appearances by nailing old automobile licenses over cracking plaster.


Still there was enough sound structure and good material left to make rehabilitation worth while. "Fenderkill" turned out to be an easy house to do over because none of the interior partitions needed to be changed and the exterior work was more a matter of repair than of redesigning and rebuilding. The narrow, useless porch running across the



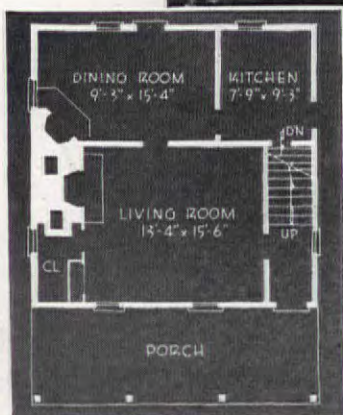
Tearing down the broken plaster revealed fine old beams, ceiling boards







C. V. D. Hubbard



front of the house was enlarged to make it serviceable and the house roof was extended to cover it. A dormer was added on each side of the house to lighten the bedrooms and give them cross ventilation. The upstairs hall proved wide enough to include a new bathroom at the front of the house and large closets at the back. When the broken plaster ceilings were torn down in the living and dining rooms (both have large fireplaces), excellent beams came to light, so they and the wide second-floor boards were left exposed to form new ceilings. A small, one-story addition was built on the right side as a new kitchen entrance and a future light, cheerful recreation room is a possibility for the cellar. The costs of fixing up the house were about \$4,500. This included plumbing, wiring, installation of electric fixtures, installing an oil-burning heater, and doing considerable carpentry, masonry, and plastering, as well as building the new porch foundations, the new side entrance, new roof, new first-story floors and upstairs partitions.



## PREFABRICATION points the way for TOMORROW'S HOMES

All over the country, Defense Housing—for both military and civilian workers—is proving the practicability of *prefabrication*—newest development in home construction. Prefabrication is the system by which homes are built of room-size sections which have been previously constructed in centrally-located fabricating plants.



Many of these comfortable . . . attractive . . . *livable* homes are built by Precision-Built Construction. This method—already used in \$6,000,000 of architect-designed private homes—was pioneered in 1935 by Homasote Company. Precision-Built Construction is made possible by the use of Homasote weatherproof insulation . . . has been tested by the Bureau of Standards . . . is definitely tops in speed, quality, economy and permanence.

The use of Homasote eliminates the dangers of falling and cracking plaster. Homasote is supplied in large sheets—up to 8' x 14'—eliminating unsightly batten strips and wall joints. Precision-Built Homes are solid, snug buildings—with low maintenance costs. They are thoroughly insulated, requiring only the smallest heating units.



With the completion of the National Defense Program, 67 fabricators throughout the country will supply home owners—through their local architects and builders—with Precision-Built Homes. Complete homes—ready for occupancy—will be produced in one to three weeks, through the use of production line methods.

Although our capacity is exceeded at present by Defense orders for Precision-Built Construction, we are rapidly increasing our facilities to cope with the situation. Homasote wholesalers and retailers are cheerfully cooperating—at personal sacrifice—in the interest of National Defense. HOMASOTE COMPANY, Trenton, New Jersey.

Weatherproof  
**HOMASOTE**  
Insulating and Building Board





SHE'S not ashamed  
of her  
**FALSE  
TEETH  
SMILE**




Thanks to  
**POLIDENT Beauty Bath**  
Keeps Plates Like New — Without Brushing

Are you letting dingy false teeth destroy your smile... perhaps your whole charm? Does the very thought of unattractive plates make you self-conscious when you should be well-poised? The thing to do is — get Polident — a powder that magically dissolves away tarnish, stain, food-deposits from plates, removable bridges — *without brushing*, acid or danger! What a difference in the way your plate looks and feels! Polident purifies your plate — leaves it *clean* — attractive! Gums look more "alive" too! Leading dentists everywhere advise POLIDENT. Only 30c, any drug store; *money back if not delighted*. Hudson Products, Inc., 220 West 19th St., N. Y. C.

**False Teeth Wearers Often  
WORST BREATH OFFENDERS**

A dark film collects on plates and bridges, that soaks up odors and impurities! It gets in crevices where brushing can't even reach! Almost always it results in "denture breath" — probably the most offensive breath odor. You won't know if you have it *but others will!* Yet Polident quickly dissolves all film — leaves plates absolutely odor-free and sweet. Millions call Polident a blessing!



**POLIDENT**

**Cleans, Purifies Without Brushing!**  
Do this daily: Add a little Polident powder to 1/2 glass water. Stir. Then put in plate or bridge for 10 to 15 minutes. Rinse — and it's ready to use.

**FREE!** NEW BOOK OF 2,000 SMART XMAS GIFTS

THIS YEAR give something different! Save time, avoid crowds, shop at home from FREE book! Smart novelties. Unique jewelry. Surprises in leather, metal. Reasonably priced, \$1 up! We pay postage, guarantee safe delivery. Our 75-year-old policy: satisfaction or money back. Send for FREE BOOK!

Novelties for Her Gifts Men Enjoy Gifts for the Home Leather Gifts Gift Cards, Wrappings Watches • Jewelry Diamonds Silverware

Daniel Low & Company  
221 Essex St., Salem, Mass.

**Lullabye Ensembles**  
make a child happy

You'll find distinct character-building value in Lullabye furniture for children — plus the largest selection of lovely ensembles and infants sets to choose from. See these groups at leading stores everywhere, or send 10c for attractive booklet "It's Lullabye Time."

LULLABYE FURNITURE CORP.  
Dept. 11, Stevens Point, Wisconsin

**LULLABYE**

FINE FURNITURE FOR CHILDREN SINCE 1897



Hilda Ziegenfuss



—OR ALL IS NOT SOAP

**W**ELL, it really is soap, when you come right down to it, but not in its orthodox form. For instance, we don't think you'd suspect any of these beautifully carved pieces to be anything short of alabaster, but they are. They're soap, and of the common white variety at that. More than one hundred Americans from all parts of the country carved their hobby into cash in the seventeenth annual soap sculpture competition, sponsored by Procter and Gamble. While there is no age limit to the amateur sculptors who may enter, it's pretty interesting to note that a large majority of entries, and prize winning ones at that, were submitted by youngsters fifteen and under.



For the beautifully conceived and executed *Flight From Foreign* that appears at the top of page 53, Edward Anthony of Detroit, Mich., took the major prize of \$200. He was classified as an advanced amateur, being more than twenty-one years old. Abraham Goldstein of the Bronx, New York City, walked off with two prizes for his wonderful little *Dachshunds*,



Abraham Goldstein and his Dachshunds

IF PEOPLE ONLY KNEW  
THE EXTRAVAGANCE OF USING  
CHEAP PAINT, THERE WOULDN'T  
BE A DROP SOLD

**PRATT & LAMBERT PAINT**  
MADE BY THE MAKERS OF  
"E1" QUICK DRYING Floor Varnish

PRATT & LAMBERT-INC. • NEW YORK • BUFFALO • CHICAGO • FORT ERIE, ONTARIO





Flight From Foreign by

Edward Anthony

# S CULPTURE

## THAT BUBBLES

third prize in his class, and the Gorham Award. That was because his offering was best suited for reproduction in bronze. The Lenox award for the piece that would lend itself best to pottery reproduction went to Hilda Ziegenfuss of Pittsburgh, Pa. Hilda's prize winner is the *Duck* at the top of page 52. This and the others in this picture were all honorable mention winners and all done by youngsters under fifteen.

Modern and interesting is Watson Haskell's *Promenade*, which won him an award. Watson comes from Pasadena Calif. Vincent De Palma of Roxbury, Mass., came off with a prize for six of his pieces.

Starting in October, the prize-winning pieces and selected entries go on a nation-wide tour. They will be shown at schools and libraries, sponsored by Boards of Education.

Watson Haskell's *Promenade*



Arthur S. Siegel photos



Vincent De Palma and his prize winning six



## "THAT ALL-SHINGLE HOME!

*Lovely, isn't it, Chris?"*

**L**OVELY INDEED! And this Red Cedar Shingle home will retain its attractive appearance throughout the years. The double-thick sidewalls of random width shingles will prove their worth many times over — by keeping the home warm in winter and cool in summer; by providing attractive, heavy, horizontal shadow lines with a snug, homespun appearance; and by protecting the home year in and year out.

Red Cedar Shingle sidewalls and roofs may be colored economically with stain or paint of any hue, or pre-stained shingles may be used. Some people prefer the natural texture of beautiful Red Cedar, allowing it to weather to its own rich shades.

A home roofed and walled with Red Cedar Shingles will give year-on-year of carefree, comfortable living — at an amazingly small cost.

If you contemplate remodelling your home, you will find that Red Cedar Shingles provide a convenient, economical method of improving home appearance, adaptable to all styles of architecture.

## RED CEDAR SHINGLE BUREAU

5508 WHITE BUILDING, SEATTLE, WASHINGTON  
Canadian Office — METROPOLITAN BUILDING, VANCOUVER, B. C.

# CERTIGRADE

*Red Cedar*

SOLD EVERYWHERE



*Shingles*

BY LUMBER DEALERS



GENUINE CEDAR NOT IMITATION





• Do your hands itch to build something worthwhile out of wood, such as a piece of distinctive furniture for your own home.

Home woodworking is not difficult when you follow the simplified CASCO Project Plans. Your choice of 24 furniture pieces created expressly for home woodworkers by America's ace designers.

CASCO glue packages (25¢ or larger) contain coupon for one free plan. You probably have CASCO on hand for household repairs.

**FREE... ILLUSTRATED BOOK OF CASCO PROJECTS**

• Get the book. It pictures and describes tables, "Unit" chests and cabinets, desks, bookcases, trays, etc. Then choose which fits your home. SEND FOR YOUR COPY TODAY. Just write your name and address and "CASCO PROJECTS" on a penny post card and mail it to:



**CASEIN COMPANY OF AMERICA**  
Dept. H-1141  
350 Madison Ave., New York, N.Y.

**CASCAMITE RESIN GLUE**  
**CASCO CASEIN GLUE**  
**CASCO FLEXIBLE CEMENT**  
At Hardware Stores

**DREER'S PAPER WHITE NARCISSUS**  
Mammoth Bulbs  
Profuse, Fragrant. Blooms indoors.  
15 for only \$1.00 prepaid.  
Henry A. Dreer, Inc., 106 Dreer Bldg., Phila.

**SHAW 'Peppy-Pol' GARDEN TRACTOR**  
LOW COST POWER for home gardens, poultry and fruit ranches, estates, greenhouses, mowing parks, etc. Plows, cultivators etc. Sizes 1/2 to 3 H. P. Write for 10 DAY TRIAL OFFER, LOW PRICES and FREE CIRCULAR. SHAW MFG. CO., 1211 Front Street, Galesburg, Kansas.

**Burpee's ZINNIAS**  
Giant Dahlia-Flowered  
4 colors—Scarlet, Yellow, Lavender, Rose, a 15¢ Pkt. of each, all for 10¢, postpaid. Catalog Free.  
W. Atlee Burpee Co., 254 Burpee Bldg., Philadelphia



See what marvelous potted plants and flowers you can grow with Vigoro Tablets. Like famous Vigoro but in handy new form. If your dealer hasn't them yet, send only 10¢ (the retail price) and your name and address to Swift & Company, Fertilizer Works, Chicago.

**VIGORO Tablets**  
BY THE MAKERS OF VIGORO, FAMOUS PLANT FOOD



Max Tatch photos



**WAYS TO USE PLANTS.** Isn't it amazing the number of things that can be done with plants! Take the two window-box variations at the left. They are simply racks or shelves with holes in which to set flower pots and with, respectively, a latticed and a scalloped wooden apron to mask them and give the necessary depth and body. The two hedge ideas are clever, too. Above is a hedge developed by Gladys Day DeLand of Brimfield, Mass., and made of—of all things—the familiar forsythia! "My husband and I hit upon the idea rather by chance," she writes. "Wanting a background for a corner of the rock garden, we set out a curving row of little plants and kept trimming the top and side shoots to thicken them. In three years they had meshed together into a thick growth that has needed only occasional shearing to become a perfect hedge twenty inches high and two feet wide. Note how nicely it fits over the rock ledge where we pulled long shoots across from both sides and planted the tips."

The hedge shown in the two views at the right surrounds the three-acre home of Mr. and Mrs. David L. Robison in Canon City, Colo. It consists of some 3,600 plants of the hardy, common English

## AVOID GARAGE TROUBLE

SEND FOR NEW HANDBOOK  
"Facts you should know  
before you build a garage!"

20-page manual of garage planning  
by Joseph Weston, architect. Edited by  
leading home and building magazines.

How large should your garage be? Where should you locate it? What about drive-ways? This book answers these questions and dozens more. Sketches on every page. Write for copy. You will also receive book on Craw-Fir-Dor—most popular overhead-type garage door in U. S.

**PRICE ONLY 10¢**  
**MAIL THIS COUPON NOW!**  
FIR DOOR INSTITUTE, Dept. 111, Tacoma, Wn.  
Enclosed find 10¢ for my copy of "Facts You Should Know Before You Build a Garage!"

Name \_\_\_\_\_  
Address \_\_\_\_\_  
City \_\_\_\_\_ State \_\_\_\_\_

**INTERIOR DECORATION**  
Home Study Course  
Period and Modern Styles. Color schemes. Draperies. All fundamentals. Practical. Authoritative. Send for catalogue 12-C. For N. Y. classes, send for catalogue 12-B.  
**N. Y. School of Interior Decoration**  
515 Madison Avenue • New York City

## Succeed in Landscaping

Send for FREE Book on Landscape Training  
Full details about this profitable career for men or women. Study at home in leisure time. Successful graduates receive large fees. Some students earn \$5, \$10, \$15 while learning. Pleasant work; initiative rewarded. Write today, giving age and occupation.  
**AMERICAN LANDSCAPE SCHOOL**  
6246 Grand Ave. Des Moines, Ia.

**10 2YR. OLD FIELD GROWN ROSES for \$1**

**AMAZING VALUE IN AMERICA'S FAVORITES!**  
Get 10 strong, guaranteed satisfactory, 2-year-old, field-grown, ever-blooming rose bushes at direct-from-the-grower prices! Order now—fall planted roses are best. Send \$1.00 today for:


1 Red Radiance (Best Red)	2 Ami Quinard (Bluish Red)
1 Pink Radiance (Best Pink)	2 Luxembourg (Orange & Yel.)
2 Talisman (Gold & Red)	2 Pres. Hoover (Red & Gold)

**ORDER ROSE COLLECTION NO. 103**  
All above roses are hardy. Department of Agriculture inspected plants that will thrive throughout America and bloom for you next spring.  
**NAUGHTON FARMS, INC., Dept. 6-A, WAXAHACHIE, TEXAS**


**CATALOG FREE!**

**SATISFACTION GUARANTEED!**  
If not entirely satisfied with your roses, notify us within five days and we refund full purchase price or replace with other stock satisfactory to you. You can't lose; order now!






privet (*Ligustrum vulgare*) that they grew from rooted cuttings. They started it six years ago, after a florist wanted \$1500 for planting a hedge of three-year-old bushes. Although they have rooted cuttings successfully at almost any time by keeping them moist and slightly shaded, they find August the best month. The cutting bed is flooded whenever necessary to keep it from drying out, the plants are cut back once the first year, and by the second, they are eighteen inches tall.



**IDEA!**




Max Tatch from Martha Darbyshire

**IDEA!**

**OUTDOOR WHATNOTS FOR PLANTS.** Even if you have all the garden space you need, you can make good use of shelf arrangements like these that adorn two California homes. They provide happy sites for plants that delight in a sunny situation and need protection from the wind. They are decorative beside an entrance (like that of Elsie Robinson's Laguna Beach house, above), or built against the otherwise drab side of a patio. And, without taking up valuable floor space, they provide welcome added room for cheerful pot plants that can be varied to match each season's color scheme.—HELEN BELL GRADY, Berkeley, California

From Helen Bell Grady



**AN EXTRA SERVANT**  
TO KEEP ROOMS CLEAN

**VICTOR In-Bilt VENTILATORS**

The most widely accepted Home Ventilator in America. Architects, Builders and Home Owners prefer Victor In-Bilts for their high efficiency — smart appearance — ease of installation and moderate price. Write today for complete catalog.

Easy to clean... Completely Automatic... Weatherlight Shutters... Easy to install... Ride room quickly of odors, grease, grime. Saves cleaning bills.

VICTOR ELECTRIC PRODUCTS, Inc., CINCINNATI, OHIO  
Dept. EB-611 — 2950 Robertson Avenue

**First IN THE FIELD OF HOME VENTILATION**

HAVE YOU A **Smoke NUISANCE** IN YOUR HOME?

**— YOU NEED A GENUINE Ash-Away SMOKER!**

Don't put up with scorched furniture, burnt rugs and the smell of stale cigarettes and cigars! Get rid of open ash trays—use a genuine Ash-Away SMOKER that gobbles stubs and ashes with the pressure of a finger! Handsome and convenient! Ask your dealer!

THE NAGEL-CHASE MFG. CO.  
2811 N. Ashland Ave., Chicago

PRESS the Button—Stubs and Ashes Disappear!

BE SURE IT'S A **Genuine Ash-Away SMOKER!**

**You'll delight in a Kitchen Like This...**

HUSBANDS! WHY NOT GIVE HER ONE FOR CHRISTMAS?

Any woman will be proud and pleased with a St. Charles Custom-Built Steel Kitchen. They are the "last word" in scientific kitchen planning—and as easy to own as a modern deluxe refrigerator. The sturdy cabinets of fine furniture steel have the wear-resisting St. Charles "10 Test" finish of baked enamel. Continuous sink and counter tops leave no crevice for dirt to hide in. Quietly operating drawers and doors never sag or stick. Many convenience accessories—a handy place for everything.

**WRITE FOR FREE KITCHEN PLAN BOOK**  
Beautifully illustrated with views of smart kitchens. Pictures of cabinets and accessories. State if you own your home, plan to build or modernize.

Free plans and estimate—Low down payment  
**ST. CHARLES MANUFACTURING CO.**  
1613 Dean Street, St. Charles, Illinois

**St. Charles CUSTOM BUILT Steel Kitchens**





1

The success or failure of a new home depends enormously on wise provision of small comforts and conveniences. Mrs. Smith's list of "must's" makes a good "stop, look, and listen" guide for home builders to keep in mind

MARGUERITE R. SMITH  
Indianapolis, Ind.

26

Think of winter ice and snow if you're planning a sloping driveway. Include an extra kitchen washstand if you can't have that first-floor lavatory



7

## "MUST'S" when

**W**HEN it comes to houses I may not know all about architecture, but I know what I like. In following a peripatetic husband I've spent a good many years living with most of the building mistakes invented by man and I've seen plenty of others while looking for rentable houses. So when we come to build THAT HOUSE, you can bet that I'm going to be pretty hard-boiled about getting at least some of the things I want and (more particularly) skipping features I don't want. You may have other pet peeves and desires, but here goes for my check list:

1. No sloping driveway for us, thank you. In the third house we tenanted we had neighbors whose garage was under the house and our first reaction was, "How grand to have the car warm enough for a quick start on winter mornings." The car started easily enough but it frequently didn't get up that icy slope at all, even after dragging out ashes.

2. & 21. My kitchen window must be over the sink and low enough to watch such exciting events as the arrival of neighbors' new furniture or company. Many sink windows could only be used comfortably by a giraffe with a periscope. A window that's low enough when you stand directly in front of it is too high for any view of the sky when you're a sink's width away from it. All I want is a window which will give my 5' 5" height a view of my early spring bulbs. I'm warning you, too, Mr. Architect, it must be a window which I can open without mounting a step ladder and wrestling at risk of life and limb.

3. A minor notion, but a good one, is installation of a base plug at the top of the stairway. We can burn a ten-watt night lamp in it to save Grandmother (and the rest of us) a nasty tumble downstairs. 4. Other ideas on the gadget side but most important for comfortable living are a laundry chute in the bathroom and a wall slot for used razor blades—

We can't quote what the lady is saying, but if you have a high, hard-to-reach window over your sink you'll know. A ten-watt lamp in a base plug lights stairway



4

The laundry chute isn't a new idea but it's still a good one. Leave a slot for old razor blades, needles



5

Base plugs, base plugs, base plugs! Enough for dressing-table lamps, bureau, chest, bedside tables, etc.



6

Skippy closets are a nightmare. Have 'em big and broad so your wardrobe doesn't bounce out



3



Your garage must be wide enough for the car *and* you. Remember stormy nights when the whole family has to debark simultaneously in the garage

If you bruise more easily than concrete, keep laundry tubs away from the basement wall

Young stuff will like built-in radio, phonograph, record storage



11



8



9



10



12

# I build!

you'll find it's just as good, too, for bent pins, needles, etc. 5. "More base plugs" has been dinned into most builders' ears by prospective home-builders, but some parts of the house are still neglected. I never saw a bedroom with enough outlets for dressing table, bureau, chest, and bedside tables. Lights in the closets are a big help, too. 6. One house we lived in had enormous bedrooms and the "cutest" closets—so cute that my whole wardrobe fell out on my neck every time I tried to haul out a single garment. Now, I love big airy bedrooms (one at least must be big enough for twin beds) but I'll be willing to subtract enough space for adequate-size closets—not long narrow ones with a door on the end, but like those we had in our second home, each one big enough for trunk, chest of drawers, or family skeleton. 7. If I can't afford a first-floor lavatory, I will hold out



13

Sketches by Dorothy Burton Porter

for an extra washbowl in the kitchen. The family's hands are inevitably dirty and always need washing when I have a sink full of vegetables scrubbed for dinner. 8. I want a garage large enough for us *and* the car. In our fourth tenancy we drove into the garage of a stormy night, then the family had to wedge into line formation, huddle back to close the car door and march out chain-gang style. 9. I've contended with laundry tubs which were squeezed up against the wall so that every time I washed a bib I rubbed elbows with the concrete. I



14

Drafty, open stairs can be literal pains in the neck and stairs with sharp bends are tough on moving men and furniture



18

Right at the front door is where these people need a closet for rubbers, raincoats, paraphernalia



17

Kitchen closets collect a fearful number of gadgets. Make 'em LARGE!



16

Pretty-as-a-picture fireplaces aren't satisfactory if they kick up ructions. Get a guarantee yours won't smoke



15

57





# Making your house do DOUBLE DUTY

Many an old house is having its face lifted. Many a large, rambling, single family dwelling is being remodeled to house more worker families.

In the interests of defense you may want to increase the usefulness of your house—make it do double duty. If so, adequate sanitary facilities are a vital consideration in any such remodeling. And equipment to stand up under years of service must be ruggedly built of highest quality. In the complete Crane line is a wide selection of plumbing equipment designed for beauty and durability—priced to fit your budget.

Mail the coupon for your free copy of a helpful booklet on bathroom planning.



## CRANE



CRANE CO., GENERAL OFFICES: 836 S. MICHIGAN AVE., CHICAGO  
PLUMBING • VALVES • FITTINGS • PIPE • PUMPS • HEATING

AH-11-41



If you are interested in planning a new bathroom or remodeling an old one—mail this coupon to Crane Co., 836 S. Michigan Ave., Chicago, for a book giving you valuable ideas on bathroom planning.

Name .....  
Address .....  
Town .....  
State .....

found it didn't bother the concrete any, but I still want tubs away from the wall, please, with room to swing a hard-working elbow. 10. Our friends, the Erwins, built in their radio and included a place for phonograph attachment and record collection. We'll take one of the same. 11. If there's any money left at all, we'll devote it to a side-of-the-house greenhouse which will be our recreation room.

12. We'll take an attic if we can get into it easily and hustle trunks into it without acrobatic prowess. I had one attic with an entrance door halfway up the stairs so I had to hoist myself up and jump through it blindly. Another, had no entrance except a trap door so that I had to climb up a step ladder, teeter fearfully, and grope blindly for whatever I had recklessly stored up there—no trunks you may be sure. 13. We practically eat, sleep, and live on our present screened porch, so that is really a "must"; no open-front terrace where all passers-by can look us over, hot sunshine can burn us up,



Don't let them put radiators in your best wall space, or let them give you gravel for good top soil



21

How does your garden grow? You can watch it from the kitchen if the sink window is low enough

and night insects can drive us quietly mad. 14. No open stairway in our living room, either, unless it is located off to one side where gentle gales won't blow up and down and around the back of my neck. 15. And, I'll see to it that I don't get one of those stairways with bends so sharp only a rubber bedstead could be taken up or down; I know one house where the beds had

to be taken in through second-story windows—after the windows had been taken out, of course.

16. The man who builds our fireplace must guarantee that it will work well or we will use him for kindling. The "beaut" we drew in one house just didn't draw at all. 17. My kitchen cleaning closet has got to hold many things—much more than a midget vacuum cleaner. 18. And while we're on the closet question, put me down for a good-

The gardening skill of the head of the house is bound to improve if he has a "cold closet" for bulbs



22

## ON REVIEW—

EASY-TO-MAKE SLIP COVERS—Herbert Bast. There is nothing that will dress a room up as inexpensively as gay slip covers. And when they can be made at home easily by following the simple directions

given in this book, there is not a reason in the world for living in a shabby or colorless home. Directions are simply and clearly defined, from measuring to cutting, fitting, seaming, and finishing. These are worked out "not according to styles of chairs but according to types of seats, backs, arms, wings, etc." The author is Instructor in Upholstery at the Vocational School, Sheboygan, Wis. Published by The Bruce Publishing Co., Milwaukee, Wis., \$2.

MINERVA HAND KNITS FOR MEN IN THE SERVICE. What can you do for the men in service? If you can knit, the possibilities





23

Every gardener's dream—a potting bench, a closet with a place for pairs of shears, garden equipment

size entrance closet because I'll be outraged no more by galoshes, rubbers, and raincoats dripping through my house. 19. After one sad experience in losing perennials, we'll see that our contract gives us top soil on top, not some gravel fill. 20. I'll



24

One big unshaded south window for our house plants, please, Mr. Architect. And a flower cupboard



25

be on hand with a shot gun, too, so that no one installs radiators right in the wall spaces I particularly planned for sofa, chest, or piano—I've often wondered if builders never had big pieces of furniture which have to be placed somewhere against a wall. I won't mention the occasions when we've had to put our sofa against a radiator and stew there gently all winter.

Our family will be more than grateful for generous space indoors for our gardening activities. 22. I know that a "cold closet" just off the basement for storing dahlia tubers, bulbs, or even potatoes would be much appreciated by us; we've never seen a house that had one. 23. And a potting bench and a garden closet where shears, rakes, lawn mower, and all the rest of regulation garden equipment would be kept in convenient, easily-lo-

The perfect gardener will want a closet just for overalls, gloves, hats, and assorted paraphernalia



26

catable order would do wonders for keeping our garden in proper shape at all times. 24. At least one big, pleasant, south window for house plants, one unshaded by a porch roof, is a requirement, too. 25. And, though it is edging into the luxury "extras," we'd like a special flower cupboard with an extra faucet and space for vases. 26. Finally, to help make us 100% gardeners, we're listing one special closet for storing garden raiment such as overalls, aprons, etc. It must be easily accessible from the great outdoors.

## HAS YOUR FURNACE "CLOG-ITIS"?



1. You deserve a medal, if you have a warm-air furnace with a blower. For you've used good judgment in picking out a heating plant.



2. It gives you lots of clean healthful heat at very low cost. But you must be sure it doesn't have "clog-itis."



3. "Clog-itis" comes from dirt in a very important part of your furnace—the air filters.



4. These filters take fistfuls of dirt, dust, and pollen out of the air your furnace circulates. Give you cleaner air. Save house-cleaning.



5. When these filters get loaded with dirt, air can't circulate properly in the house. You waste fuel. The house gets cold.



6. Prevent "clog-itis" in your furnace—change filters. Phone your furnace dealer for Fiberglas® Dust-Stop® Air Filters today. Look for his name in the classified directory.



7. Order Dust-Stops. Made with pure glass fibers. Safe. Efficient. Standard filter equipment in the best furnaces.



8. Most Dust-Stop sizes cost only \$1.50 apiece. Easy to put in. Change filters now and get clean, low-cost heat every winter!

If you are not already enjoying clean, filtered air from your warm-air furnace, get in touch with your warm-air heating contractor and find how inexpensive an air filtering attachment is!

### FIBERGLAS® DUSTOP® AIR FILTERS

U. S. PAT. OFF.

Manufactured by Owens-Corning Fiberglas Corporation, Toledo, Ohio  
In Canada, Fiberglas Canada, Ltd., Oshawa, Ontario

are endless and this booklet will tell you what they really need and want. Whether you are knitting for Bundles for Britain or our own American boys in Army camps, there are photographs and charts to guide your needles in making all types of regulation sweaters, chest and back protectors, caps, helmets, mittens, gloves, anklets, socks, and scarves. James Lees & Sons Co., Bridgeport, Pa. 25¢.

THE COMPLETE KNITTING BOOK—Marjory Tillotson. Even experts will find this book of real value because, no matter what it is, if it is knittable, there are directions for it. And beginners will find its step-by-step instructions, with design charts, working charts, and measurement diagrams indispensable—not to mention the many excellent photographs of every type of knitted fabric and garment, and the stitches involved. It is your guide for making soft, warm things for every member of your family from the baby on up. An excellent guide that won't get dated. Published by Sir Isaac Pitman & Sons, Ltd., 2 West 45th Street, New York City. \$2.





**JOIN THE MILLIONS**  
using **Tampax** now!



**W**OMEN who discover Tampax usually want to tell it aloud from the housetops... And why not? It permits *any* kind of costume to be worn without a bulge or "edge." And it brings a new sense of glorious freedom to the wearer.

Tampax was perfected by a doctor to be worn *internally*. It is made of pure surgical cotton, greatly compressed and extremely absorbent. Each Tampax comes in patented one-time-use applicator—for quick and dainty insertion. With Tampax there is no chafing and no odor. Therefore, no deodorant is necessary. Also, Tampax is easily disposable.

Now made in three sizes: Regular, Super, Junior. These meet every individual need (the new Super is 50% more absorbent). Use Tampax and you can travel, dance... use tub or shower... Sold at drug stores and notion counters. Introductory box, 20¢. Economy package of 40 gives you a real bargain. Don't wait for next month! Join the millions using Tampax now!

**TAMPAX INCORPORATED**  
New Brunswick, N. J.

**DON'T WAIT FOR NEXT MONTH!**

Accepted for Advertising by the Journal of the American Medical Association.



**DON'T kneel**  
**DO reach**



**DON'T curve spine**  
**DO keep it straight**



**DON'T bend over**  
**DO deep knee bend**



**An**  
**Apple**  
**a**  
**Day**

**MAKE YOUR HOUSEWORK PLAY**  
**—AND PAY!**





F. M. Demarest

**I**S YOUR housework drudgery—or is it exercise and good, clean fun? If you take the advice of Ann Delafield, who runs the DuBarry Success Course and knows what she's talking about, you'll make even washing the chandelier an exercise for slimmness, beauty and a sparkle in the eye. Here are some of her rules:

1. *Don't* aim for housemaid's knee when you scrub the bathtub. Instead, *do* stand at the center of the tub and reach from one end of it to the other, getting a fine side pull, and a slender midriff in the bargain.
2. *Don't* throw your hip out of joint just to rearrange the furniture. *Do* keep the spine straight, hips tucked under, knees bent, and tummy flat.
3. *Don't* bring on a back ache by bending over to pick up Junior's toys and clothes. It's good for you if you *do* keep the spine in a straight line, and lower the body by bending your limber knees, "sitting on" heels.
4. *Don't* be a leaner and a sagger as you do the dusting. But *do* stretch and reach as much as you can—and keep up that good posture.
5. *Don't* be a gingerly little mincer and trot from one end of the bed to the other when you are making it. Instead, *do* stand in the middle and stretch yourself, as well as covers and bedspread, from head to foot. *Do*, finally, be brisk, be quick, and keep the windows wide open!



But that's not all! We have charts of do's and don'ts for ironing, everything. Address Dept. A1141, enclose 3¢ stamp

**"TELL ME ANOTHER" AND WIN \$5.00**

**says KLEENEX\***

We will pay \$5.00 for every "Kleenex True Confession" published. Mail to KLEENEX, 919 North Michigan Avenue, Chicago, Illinois.



### NO CLINKERS IN MY BLINKERS!

SOFT, GENTLE KLEENEX IS TOPS FOR REMOVING MASCARA AND SOOT FROM WELL-KEPT EYELASHES.

(from a letter by I. E. K., Chicago, Ill.)



### DOPE FOR DRAFTEES!

AS A DRAFTEE OF 1918 HERE'S GOOD ADVICE TO BOYS GOING TO CAMP TODAY. TAKE ALONG KLEENEX FOR COLDS... NO SORE NOSE... NO WASHING PROBLEM.

(from a letter by G. A. T., Clifton, N. J.)



### TWO BUNDLES FROM HEAVEN...

KLEENEX IS A HEAVEN-SENT HELP FOR KEEPING BABY CLEAN AND SWEET... AND PREVENTING CODLIVER OIL FROM STAINING HIS CLOTHES.

(from a letter by G. F., Jamaica Plain, Mass.)



### EVER HEAR A DREAM SQUAWKING!

NEXT TIME WIFEY TELLS ME TO GET KLEENEX, I'LL SAY "YES DEAR" AND GET IT. LAST TIME I BROUGHT HOME A CHEAP SUBSTITUTE AND GOT (CENSORED).

(from a letter by A. B., Paducah, Ky.)

KLEENEX\* DISPOSABLE TISSUES

**Delsey-Delsey  
Rah! Rah! Rah!  
Soft like Kleenex,  
Sis-Boom-Bah!**



### DELSEY\* TOILET PAPER


soft like Kleenex Tissues  
double-ply for extra strength

3 ROLLS FOR 25¢ - 12 ROLLS FOR 97¢

\*Trade Marks Reg. U. S. Pat. Off.



# What baby powder is *most* antiseptic?



These photos show standard laboratory tests of antiseptic properties of 3 leading baby powders. Width of the dark area around center of plate shows power to prevent growth of germs. Only the bottom plate, holding Mennen powder, shows definite antiseptic value.

Being antiseptic, Mennen helps protect baby's skin against germs. Made by exclusive Mennen process, "hammerizing," it is smoother, more uniform in texture. And you'll like its new, delicate fragrance.

**MENNEN**  
BORATED POWDER  
(Antiseptic)

## Personal PHOTO CHRISTMAS CARDS from your favorite snapshot



**25 for \$1**  
Including envelopes

This Christmas send photographic Yulecards, personalized from your own snapshot. They're exclusively yours. So beautiful — original — inexpensive. Send us negative of your family, children, doorway, home or any subject you like. We will make beautiful, distinguished cards of highest quality. You have choice of greetings and designs. See your card before you buy. Send negative of your snapshot, this ad and 3c for return postage. We will return to you immediately free Christmas Card, illustrated folder, and your negative. No obligation. Free offer expires Dec. 1.

**FREE** YULECARDS, Box 310-3, Quincy, Mass.

## STOP CORN MISERY!

Quickly Relieve Pain and Remove Corns! Dr. Scholl's Zino-pads stop tormenting shoe friction; lift pressure; quickly relieve pain. Ease new or tight shoes; prevent corns, sore toes. Speedily remove corns when used with the separate Medications included. All this at a cost of only a few cents! Insist on Dr. Scholl's.



**Dr. Scholl's Zino-pads**



## This Month's BRIDGE PRIZES



It's in the cards, that prize. All you have to do is play them properly and it's yours forever

If he wins by a close shave, he probably will appreciate the after-shave lotion and soap. It's impressively packed for \$1.25

For those with wedding anniversary troubles, here are all the answers with pictures and suggestions for proper parties. 50¢



Creative Plastics Corp.

Good clean pick-up with these Plexiglas ice and canapé tongs. They don't rust, tarnish or get out of shape, even at \$1

Here's a spicy bit! And a new-comer to a favorite brand. Early American Old Spice face powder by the quaint boxful. \$1

Sorry. We can't shop for you!

Cresca's Early American Savories



It holds plum pudding before it doubles for a tobacco jar. Any man would play better bridge if he knew this was his for keeps. \$1



## Raised-Letter Stationery

With the ROOVERS Steel-Die Embosser your name and address, monogram or initial is quickly impressed in distinguished raised letters on your favorite note paper and envelopes. Far more beautiful than printing and costs much less. Will not cut paper. Personal embosser, lifetime guarantee.

**\$2.40 UP** NOTARY, CORPORATE AND LODGE SEALS, \$3.00 UP

One-line Embosser \$2.00. FREE style sheet shows wide range of lettering, initial and seal designs for hand and desk models. ORDERS SHIPPED DAY RECEIVED. Sold also by many stationers and department stores.

**ROOVERS** Joseph M. Lotsch, Pres.  
Robert C. Scholtz, Vice Pres.  
1457 37th STREET, BROOKLYN, N. Y.

**Gifts** ★ **HUNDREDS** ★  
OF UNUSUAL GIFTS  
FROM THE WHOLE WIDE WORLD  
England, China, Hollywood, Finland, etc., some perhaps never to be duplicated.  
The NEW Catalogue of Kellogg Selections is full of original and surprising "Finds" all pictured and described for you. Inviting prices... more than 200 at less than \$2.  
Each article is attractively wrapped and comes to you postage paid with our guarantee of your complete satisfaction.  
Write NOW for your FREE Copy!  
Robert W. Kellogg Co.  
Springfield  
80 Hillman St.

## Most WOMEN of "MIDDLE AGE"

**38-52 Yrs. old**  
Suffer Distress  
At This Time—

If this period in a woman's life causes you to get cranky, nervous, blue at times, suffer weakness, dizziness, hot flashes, distress of "irregularities"—

Try Lydia E. Pinkham's Vegetable Compound—made especially for women—it helps relieve distress due to this functional disturbance. Lydia Pinkham's Compound helps build up resistance against such annoying symptoms of "middle age." Follow label directions.

## WHEN YOU CHANGE YOUR ADDRESS

Be sure to notify the Subscription Department of THE AMERICAN HOME at 251 Fourth Ave., New York, giving the old as well as the new address, and do this at least four weeks in advance.

The Post Office Department does not forward magazines unless you pay additional postage, and we cannot duplicate copies mailed to the old address.

## Now She Shops "Cash And Carry"

Without Painful Backache

Many sufferers relieve nagging backache quickly, once they discover that the real cause of their trouble may be tired kidneys. The kidneys are Nature's chief way of taking the excess acids and waste out of the blood. They help most people pass about 3 pints a day.

When disorder of kidney function permits poisonous matter to remain in your blood, it may cause nagging backache, rheumatic pains, leg pains, loss of pep and energy, getting up nights, swelling, puffiness under the eyes, headaches and dizziness.

Don't wait! Ask your druggist for Doan's Pills, used successfully by millions for over 40 years. They give happy relief and will help the 15 miles of kidney tubes flush out poisonous waste from your blood. Get Doan's Pills.



**You'll Love Paddy and his Growing Hair**



**BEFORE**

The amazing novelty adored by thousands

Shure—'tis magic! Fill PADDY with water, spread seed, watch miraculous growth of bright green hair, eyebrows, sideburns. Grows for months, can be planted many times. Durable pottery, rich suntan color, 5" tall—a lovable, unusual gift. Mail \$1 now for PADDY, postpaid, complete with special seed. Money back guarantee!

**PADDY NOVELTY CO.**  
50 Washington Avenue, Coliad, Texas

**AFTER**

## "VISIBLE" GLASS MAIL BOX



IS THE MOST CONVENIENT, ATTRACTIVE AND MODERN letter box ever made.

- Contents Are Visible.
- Saves Time, Unnecessary Trips and Exposure in Bad Weather.
- Body Is Heavy Crystal Glass in Attractive Stippled Design.
- Harmonizing Rust-Proofed Hardware.
- Large Capacity, 12 In. Deep.
- Distinctive On Any Home.

If your Hardware Dealer cannot supply you, send us his name and \$1.50 and we will ship prepaid. West of Rockies \$1.75. You will be proud of your neighbors' admiring comments.

"Glass Retains Its Original Beauty Always"

**GEORGE F. COLLINS & CO.**  
SAPULPA, OKLAHOMA

*The Ideal Home Gift*

## M. BURNS

To relieve fiery throbbing and ease parched skin, quickly apply

## RESINOL

**More Cellophane Envelopes for Your Menu Maker**

When you need additional cellophane envelopes for your MENU MAKER recipe file, send us your order. We sell them as a service to our readers.

100 cellophane envelopes.....\$1.00  
200 cellophane envelopes.....1.75  
300 cellophane envelopes.....2.50

**The AMERICAN HOME**  
251 Fourth Avenue New York, N. Y.

## FREE Automatic TOY SELECTOR

The Christmas toys you give will be enjoyed most if they train as well as entertain. For the child has a mind and the toy that makes him think is the toy that interests him most. Our free Automatic Toy Selector helps select toys best suited for different ages; offers modern educational toys, sturdy and safe, from 50c, for boys, girls, 6 months to 10 years. Send coupon now.

## HOLGATE TOYS


Sold only at better stores.

Holgate Brothers Co., Kane, Pa., Dept. AH  
Please send me, postage paid, without obligation, your free Automatic Christmas Toy Selector.

Name.....  
Address.....  
I usually buy toys at.....



A new order of the bath, beautiful and bountiful for \$1.29




Booby balm for that Forgotten Bridger. It's fun in soap for \$1



Rosemary for bridge prize. When cologne is gone, add flowers. \$1



For better and more beautiful flower arrangements with ease. \$1



A little something for little flowers for little shelves. \$1

# "It just isn't fair!"



IS THIS YOU ... with the extra long face ... feeling sorry for yourself?

You ... with the date of your life for today's game and the big dance afterwards. Any other girl would give a full week's allowance to be in your wedgies!

But you're all worry and woe, ready to give up. There's no justice ... it had to be today!

If only you could be like the others who never seem to let trying days of the month get them down!

Well ... why not? Why not safeguard your comfort and your disposition the way most girls do...by choosing Kotex sanitary napkins.

You'll find (as millions have) that Kotex is more comfortable because it's made in soft folds. So naturally Kotex is less bulky ... less apt to rub and chafe.

**Be like the others you envy!**


You're due for another pleasant surprise when you discover that with Kotex there's no reason to feel ill-at-ease...to feel fidgety and waist-line conscious.

That's because the ends of each Kotex pad are flat and pressed ... no tell-tale bulges ... your secret is safe. Actually, you can forget about you!

You won't have a minute's worry because the new moisture-resistant "safety shield" in Kotex provides extra protection. Helps give you the kind of confidence you need to sail through the day without a care in the world!

So now you know why Kotex is the choice of more women than all other brands of napkins put together!

Be confident ... comfortable ... carefree —with Kotex\*!



WHERE'S A GIRL TO LEARN what to expect, what to do and not to do on her "difficult days"? All the answers to your intimate questions are in the new free booklet: "As One Girl To Another". Mail your name and address to P. O. Box 3434, Dept. AH-11, Chicago, for a copy FREE!

★ Trade Mark Reg. U. S. Pat. Off.





Upside-down treatment



Bubbles for a luxury bath



Lay out all before dressing

# Personal

EVERYTHING from panties to a pink camellia for your hair should be laid out on the bed *before* you start to dress. Then, having done away with details and worldly problems, you can concentrate on just being beautiful.

Bubble bath—fragrant and fun—makes you feel as pampered as Pompadour, also very clean and so relaxed. Put a band around your hair, and cleansing cream on your face, before you dip into the wonderful luxury of it all.

"Beauty angle" rest, feet higher than head, while a facial mask irons out the day's wrinkles. Have two pairs of cotton eye pads, one pair in bowl of ice while the other pair absorbs the temperature of the eyelids. Then interchange.

Pat cologne on nape of neck—for cool stimulation after a hard day, to relax whatever nerves you have. Or you can give yourself a complete cologne rub-down after bathing.

Feminine as face powder trick: put powder sachet on palms of hands, between fingers, in crooks of arms and backs of knees, where excitement might make you perspire.

Spray your feet with cologne, then talcum, and even at 2 A. M. you'll be ready to dance the light fantastic.

You're dressed and ready to go but, to be sure you'll carry yourself like a queen, take an extra minute to stand against wall and align head and spine in a straight line. Pull in the tummy and tuck under the hips—and hold it!

And if you want extra tips, more hints from the experts,

Eleanor Johnson sketches



Cologne on back of neck



Fragrant elbows via sachet



Cologne for light feet



Straighten yourself out

Dorothy Gray Masque Frappe and Orange Flower Skin Lotion



Palmolive soap, Prophy-lac-tic brushes



Elizabeth Arden Treasure Kit



Lenthéric Confetti Bubble Bath Salts



Cutex manicure kit



Shulton's Old Spice and Friendship's Garden sachets



Richard Hudnut Yanky Clover cologne and talcum

Demarest photos





# How to foresee a Graceful Exit

Lift your morale with a triple-check and leave these clothes worries at home

- Sagging slip • Droopy hose • Unzipped zipper • Zigzag seams • Twisted belt
- "Shirt Tail" out • Straggly hair •
- Foundation frets • Crooked hat •

If you want no snickers behind your back, have a 3-way mirror put in your home, the sort you see in dress shops. It will cost less than you think and what a help it is in that last minute checkup on how you look. You see all of you, front, back and sides, tip to toe.




Double the charm of your room with a Libbey-Owens-Ford Polished Plate Glass Mirror. By reflection every decorative effect becomes twice as lovely. Besides, your room looks larger. Your local Libbey-Owens-Ford dealer can install your mirror easily and inexpensively. Over the mantel is a favorite spot.



Guests have a word for it—"Lovely!" A mirror makes a delightful base for table decorations. Practical, too, because water won't mar it and it is easily wiped clean. Your L-O-F dealer will supply the size you want.

GET THIS IDEA BOOK! It's brand new and full of charming ideas for making your home lighter, brighter, and more livable with L-O-F Glass, Designed for Happiness. Send 10c to Libbey-Owens-Ford Glass Company, Dept. AH-1141, Nicholas Building, Toledo, Ohio.



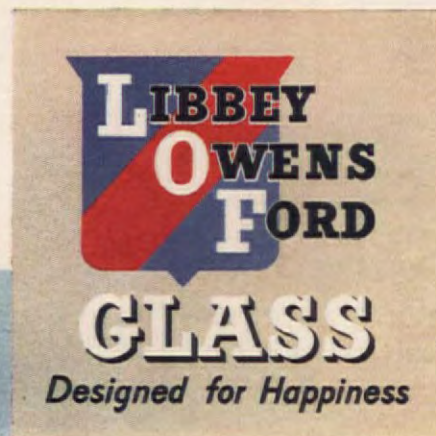
See your  Lumber and Glass Dealer



Mirrors are more than looking glasses. You see them in the most livable homes, in living rooms, dining rooms and all over the house. Not just to look into but for the added beauty and interest they reflect.

Interior decorators use them to "push back" walls, make rooms seem larger. To brighten dark corners. To double the value of decorative schemes. To focus attention on striking effects. For all they do, mirrors cost little.

As to what is reflected, a lot depends on the kind of mirrors you buy. For perfect images, free from distortion, choose mirrors made of Libbey-Owens-Ford Polished Plate Glass. You can easily be sure that's what you're getting by looking for the L-O-F trade-mark label on the mirror you buy. Remember that. Look for the L-O-F mark of quality!



First stop when the doorbell rings. Even if it's only the baker's man, flour looks funny on your nose. A "quickie" in your kitchen primping mirror and you're set for anyone. Your L-O-F dealer will tell you how little one costs.





Chatham's sparkling-white blanket, packed in this adorable closet box covered in smart, washable glazed chintz. 25% wool, 50% rayon, 25% cotton. \$10. complete. Ask for "Snowwhite".

### BUY WARMTH AND SERVICE!

Every homemaker knows that she must buy more carefully these days—and our Government points out that you can do this more easily (and save money, too) if you have facts about quality to guide your natural sense of "touch". Every Chatham Blanket label gives all these facts so that you can buy warmth and service—and know that you are getting the most value possible.

Send for a free folder—"How To Buy Blankets Intelligently". Chatham Mfg. Co., 57 Worth Street, New York City.



You'll find a selection of Chatham Blankets in lovely colors at good department stores everywhere. (\$3. to \$17.)

### NEWS!

Look for this new Chatham label when you buy. It's approved by the National Consumer-Retailer Council, representing women's organizations who believe that you will buy more wisely and receive more value by using it.

THE AMERICAN STANDARD  
FOR BEDTIME  
COMFORT IS A

CHATHAM  
BLANKET

on being extra beautiful, we have some to help make you glamorous as all Hollywood at your next dinner party. Or if you have a special problem, such as how best to do up your particular brand of hair, explain it and we'll try to help. All of this, plus our "Party Beauty Tips," is free for the asking if you'll please send stamped, self-addressed envelope to Personal Dept. E-11, The American Home, 444 Madison Ave., New York.

## One Hour a Day with Yourself



Sketches by  
Dorothy B. Porter

An hour a day alone is good for  
your health, beauty, mind—and family

ANY woman who's so busy with her home and family that she can't find an hour a day for herself is either a bad manager or too conscientious. Not that it's good to neglect the baby and serve hodgepodge dinners, but just that no one is so completely efficient that she can't cut down the time spent on her housework. (Anyway, the brisker and quicker you are, the better it is for your midriff. See pages 60-61 for more about this.—Ed.) So sit down with pencil and paper and write out a schedule for each day. Time each task, and see if you can't better your record. If you can get through an hour earlier—and you can—use that time to make yourself a better woman in both appearance and outlook.

For your "beauty hour" pick a time when you can be completely undisturbed—when the children are taking naps or playing outdoors. Go into your bedroom and close the door to anything less serious than a sprained ankle caused by Johnny's jumping off the front porch.


At least ten minutes should be spent in exercise, a good habit even if you do your own work and walk ten blocks between school and grocery every day. Then take twenty minutes to dip into the cleansing cream, shower, and put a rich cream on your face to do a job while you relax for the next twenty minutes or so. You can spend the relaxation time taking a nap, reading the paper, or browsing through your favorite books of poetry and philosophy. Or look into your own philosophy and outlook: a little thinking does a lot for your poise and sense of values. When you get up, brush your hair and pat your face with a stimulating skin freshener that's been chilled in the refrigerator. The last few minutes are for checking your clothes to see what needs to be mended, pressed, or brushed the next morning. Finally, use a deodorant and spray yourself with a cool, fresh-smelling cologne.

You're ready, now, for anything from the President's Ball to another tussle with Johnny's arithmetic, and you'll make a fine showing at either one, tackling fractions or the rumba with equal aplomb.



FLORA C. BUDD  
Tallahassee, Fla.





HAVE YOU EVER FLOATED ON AIR? The closest you'll ever come on earth to that sensation of complete and utter rest and relaxation—*luxury comfort*—

is when you sink gently down into a Beautyrest. No other mattress gives you such blissful, "out of this world" comfort at the end of a hard day!


## So you're going to buy a mattress...



### 1. Let a glass of milk guide you

You can't tell a thing about the comfort of a mattress by just looking at it. For comfort comes from the "heart" of a mattress: The coils inside. And there are two main types of mattress "insides"—the usual type and the Beautyrest.

So let's open up both kinds of mattresses. And see what this glass of milk can tell us about the difference between *common* comfort and *luxury* comfort.



### 2. Springs in an ordinary mattress are joined

Whoops—over she goes! That's what happens to a glass of milk on any ordinary innerspring when a near-by spring is pushed down. The coils in such a mattress are all joined together. When you push one down, others around it must go down, too.

Like sinking your fist into a hammock, your body causes this kind of mattress to *sag* toward the spot where your greatest weight lies.



### 3. But Beautyrest's 837 coils act independently

Rest a glass of milk on one of Beautyrest's 837 muslin-pocketed coils—push down any or all individual coils around it—and what happens? The glass stands as erect and steady as before, because Beautyrest coils are *independent* coils.

Because of those *separate* coils, your body is evenly cradled... *buoyantly* supported... however you lie or turn. That's why only Beautyrest gives you that feeling of *luxury* comfort!



### 4. A 10-year guarantee that's conservative!

If any structural defect occurs within ten years, your Beautyrest will be rebuilt free of charge. However, it will probably last even longer.

For, consider this fact. The United States Testing Company, in its Certified Test No. 11760, tested 17 leading makes—mattresses from every popular price range—on their Mattress Endurance Machines. Beautyrest lasted three times longer than even the next best make!



### 5. Why Beautyrest keeps "fresh" and fresh looking

The Beautyrest has *working* ventilators that keep the insides fresh and clean and sanitary. Hold your hand over one as you sit on a Beautyrest. You'll feel air come breathing out—fresh air being drawn back in, as you rise.

Thanks to a patented "sag-proof" border, the edges stay firm and even, always. Lumps and hollows won't form, either. So, you need turn your Beautyrest only 4 or 5 times a year!



This is the Beautyrest label. Beautyrest Box Spring, for use with Beautyrest Mattress, \$39.50. Or get the Ace Coil Spring, \$19.75.

### 6. Is a penny a night too much for luxury comfort?

When you consider that, of the 17 makes tested, none lasted even *one-third* as long—you begin to realize that the Beautyrest is a real *bargain*.

And when you figure its cost over the years, on our 10-year guarantee alone, you *know* it's a bargain! *Only a penny a night*. No other mattress offers you the thrill of *luxury* comfort... at *any* price! \$39.50 (slightly more in Canada).



*Don't  
throw that  
blackened pan  
away—*



**S.O.S. will save it! Easily. Quickly. Just dip the edge of an S.O.S. pad in water. Rub briskly where crusted food, stains or scorches cling. Rinse, and your prized aluminum shines again like new—like magic. Every time you use your pots, pans and "Pyrex" ware use S.O.S. It will keep kitchen utensils shining and make them last longer.**

The S.O.S. Co., Chicago, Ill. • S.O.S. Mfg. Co. of Canada, Ltd., 100 Sterling Road, Toronto

By BEATRICE ANNA WALDEN, Stone Ridge, N. Y.

I WISH you could sit with me on my terrace this gorgeous morning and look out over my beautiful panorama. It is a rolling valley backed by the Shamangunt Mountains that rise across the Hudson and, beyond them, the dim outlines of the Berkshires. Fleecy white clouds form a perfect foil for the shades of green on the hillsides. Small farm houses dot the patchwork landscape of pastures and tilled fields. I would not give up my view for all the money in the world and I pray God that war and rumors of war will never take it from me. . . .

But this beauty was not always mine. Ten years ago we were a decidedly urban family living in a suburban town close to New York City. Yet deep in my heart was a longing for the country—a throwback, I suppose, to my English and Dutch ancestors. Time passed. Our children grew up. Depression years came and we sold our suburban house and, for the first time, moved to a New York apartment, my husband, my daughter, and I, for business had taken one son to Chicago and the other was away at school. We kept assuring ourselves that we liked apartment living and loved the city, but without much success. Then one day, while visiting friends in the foothills of the Catskill Mountains, we wandered over the fields, climbed a hill and looked down on a view that took our breath away. What a place for a home! Thereafter I talked and talked for months until my husband gave in and we bought five and a half acres of—wild blackberry vines and the view. How we turned a little week-end shack into a year 'round home was told in *THE AMERICAN HOME* several years ago. Here I want to talk about the complete and very satisfactory change that took place in our way of living.

During our first, happy, carefree summer we were only a little further advanced than camping. As it drew to a close, the autumn beauty made us loath to leave, so we used my daughter's health, which was none too good at the time, as an excuse for staying in the country over winter, even though it meant depending on the fireplace and some electric heaters to keep us warm. Lured by the prospect of outdoor life, my younger son decided to stay with us and go to school in a nearby city. Working in New York, my husband came out for week ends. And we all enjoyed that winter to the full, the crisp air, the skiing right from our front door, and especially the thrill of finding, one day, that the thermometer stood at 18 degrees below zero! It was all a memorable experience, but one that, at that time, we had no idea of repeating.

A glorious spring and summer passed, then a winter spent back in New York with week-end trips to the country when the weather permitted. The following summer we enlarged our house, putting on a large bedroom and bath with a recreation room below, extended the lawn, put in a rock garden and started a perennial border. By this time my two older children were married, the younger son was spending alternate three-month periods with us and away on business, and my husband and I were going to the city every week but spending longer week ends in the country. Another year saw us add more improvements to house and grounds, including a flourishing garden; also a caretaking couple, who lived in the apartment we built over the new garage. We were becoming intrigued with our "farm life," but even then we never thought of living here permanently.

The next addition was a flock of 200 chickens, which led to so many young roosters to dispose of that I learned how to can them for winter eating—and delicious they were. Next we built a barn with accommodations for three horses and two cows and bought a Guernsey which, in January, delighted us with a sweet heifer calf. Later we installed a new farmer and his wife, he English with a sense of humor and a way with growing things and she a New York farmer's daughter; together they know everything about farming that we don't—which is plenty. And finally . . . we gave up the city apartment, since when this has been our only home. My husband's business still takes him to New York, but he manages to stay up here a good part of the time, finding that his editorial and compiling work can be done more satisfactorily in the quiet of the country. I go to town occasionally to shop and see a show or two. My children (and theirs) spend many week ends with us and most of their vacations. Our saddle horses give us generous pleasure and healthful exercise as well as valuable stable manure for our garden. We have a second heifer calf and make several pounds of butter a week, besides having quantities of rich cream and all the milk we can drink. We harvest fruits and nearly every kind of vegetable during the entire outdoor season and put up any surplus for winter. Given two little pigs as a joke, we raised them and for months enjoyed our own sausage, hams, spareribs, bacon, and delicious headcheese. Right now I feel more than ever that the thing to do is to utilize everything we can from the place and leave what we would ordinarily buy for someone else who has no garden to draw from.





All in all, our experiment in living has brought us renewed health and added a richness and a zest to life that we never knew in the city, notwithstanding all our activities there. And the best part of it is that we are living more economically than ever before. This I know because I have kept careful accounts and last year's financial record will far excel that of the year before. The farm pays for itself (including the farmer's wages) and leaves a slight margin of profit, even though, as business people, we hire all our labor, buy all the grain for our livestock and pay for our plowing and our hay. But on our few acres—more than half of which are taken up with house, lawn, and flower gardens—we raise plenty to feed ourselves and a continual stream of guests, summer and winter.

We think our present style of living is ideal. When we first came up here, people said we were burying ourselves; in fact, I drew a map and used it for our first Christmas card because we were always being asked how to get up to the "God-forsaken country" where we lived. (We now realize that our "isola-



**Have you ever summered in a country shack and wished you could live there always? Well, why not? This family did it**

*P. S.*

# AN EXPERIMENT IN LIVING


tion" did not keep anyone away.) Furthermore, our social life is gay and pleasant. Five years ago, a few of us suddenly decided to form a club. Today it has a closed membership of eighty, not counting children; last spring it dredged a stream and built a dam to make an "old swimming hole;" constructed a tennis court; put up a small club house; and set out picnic tables and benches around a stone fireplace. Most of the work was done with the volunteer labor of members, both men and women, who got a great kick as well as many a backache out of doing it. Our club dances are gala, semi-formal affairs, held in a member's made-over barn with a good—really good—local orchestra. We have wonderful times.

It is a far cry from that blackberry briar patch of eight years ago to our little farm. It has meant plenty of hard work, but always pleasant work, and it has proved thoroughly worth while. I would not for anything change our present mode of life for our former urban manner of living.



**For HALLS**

George Kosmak, architect;  
Richard Garrison photo



# LIGHT

## THE MODERN WAY

BEULAH BROWN ANTHONY  
Cambridge, Mass.

**G**ET lots of bright, healthy, cheerful light, air, and sun in your home and you'll skip the blues—yes, even on Mondays. Modern-minded you may not be, but we'll bet your home and the spirits of the whole family will brighten up jauntily with such lighting features as the readily-adaptable ones shown here.

**Halls:** Fixed panels of modern ribbed glass carried from the floor almost to the ceiling, or panels of glass blocks set on either side of the entrance door like sidelights, are simple, smart ways of getting a generous amount of hall light. Note the indirect night lighting. **Kitchens and Baths:** Wide panels of fixed glass over sinks, glass blocks set in single rows between kitchen walls and floor cabinets, panels of glass blocks flanking window sash are dramatic tricks for doubling room-lighting effectively. Built-in electric lighting over sinks provides night light. **Living and Dining:** Inside glass-block walls carry light from bright rooms to dark ones.

Carl Koch, architect  
Eva Stoller photo




Miller & Warnecke, architects; Esther Born photo

Photographs courtesy,  
Pittsburgh Plate Glass Co.,  
Owens-Illinois Glass Co.

**For KITCHENS and BATHS**



Fred R. Dapprich photo  
Harwell Hamilton Harris, architect;



Merrill



Glass blocks in interior walls transmit light into dark rooms

For  
LIVING  
and  
DINING

Richard Averill Smith photo

Panels of fixed glass and glass block bring extra daylight and sun into the home. Night lighting is built into walls and ceilings as in this spotlighting of table in home of Dr. Walter Gropius

Daniel R. Merrill photo



John W. Barry photo

Glass block for cellar panel and remodeling of old window


# Comfortable Lifetime CONCRETE HOMES

1941

1942

1943

cost less per year  
to own



It's a beauty—and it's firesafe! Concrete walls and floors, firesafe roof. Home of Ansel T. Rogers, Greenwich, Conn. F. Kramer, architect; Alden Estates, builder; both of Port Chester, New York.

1901

1968

1969

1970

Every house has two costs—one to build, another to own through the years. Unless built of sturdy, weather-resistant materials, you may "pay for your home twice" in unexpected heavy repairs and upkeep.

Build thrift into your home—build with *concrete*, as thousands are doing each year. Concrete walls, floors and foundations insure lifetime livability, year-round comfort, easy heating, termite and fire protection, minimum upkeep . . . *low yearly cost*.

The long, useful life, beauty and true thrift of concrete make this type of construction ideal for "defense industry" homes, homes for men in service, and low rental housing as well as private homes.

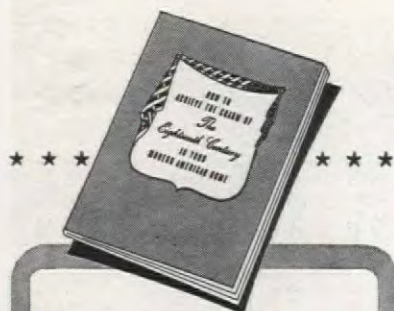
## HOW TO GET A CONCRETE HOME

Ask a local *concrete products manufacturer* or *concrete contractor* (see phone book) for names of builders experienced in concrete. Booklet showing many design ideas for concrete homes sent free on request in U.S. or Canada.

**PORTLAND CEMENT ASSOCIATION**  
Dept. 11-5, 33 W. Grand Ave., Chicago, Ill.

A national organization to improve and extend the uses of concrete . . . through scientific research and engineering field work





**Like  
free help  
from a  
good  
decorator...**

*The simple do's and don'ts to help you make your house the home of your dreams*

Now your home can have the gracious charm of America's most glorious style of decoration. In this new and profusely illustrated book, Ruth Cornell gives the fascinating historic background of the most popular furniture styles . . . and the simple rules to follow in choosing rugs, wall paper, draperies, accessories. Free, with the compliments of Firth Carpet Company, who have brought the beauty of American 18th Century floorcovering designs within the reach of every American home.

**Just mail this coupon**

**FIRTH CARPET COMPANY**  
295 Fifth Ave., New York, N. Y.

Send me **free** your book "How to Achieve the Charm of The Eighteenth Century in your Modern American Home."

Name.....

Address:.....

AH-1



**We  
ALWAYS paint  
"rented" wallpaper!**

ALBERTA PHILLIPS, Rochester, N. Y.

**T**HE wallpaper? You painted the wallpaper? Doesn't it get loose or fall off or anything?" Since it is perfectly apparent to my guest that the paper is not loose, nor has it fallen off, I merely answer that we always paint the wallpaper in a rented house if we can get permission. And we are usually able to manage that. This idea of painting wallpaper seems to disturb people, but it happens that we moved ten times in twelve years. Perhaps that is a high average, but I mention it because only one house had been freshly decorated before we moved into it. As a result we were confronted with paper that varied from slightly used to shocking. And always there were lighter spots to show us precisely where our predecessor's pictures had hung, and their exact size and shape. We could never understand how ANYBODY could want pictures in those particular places, nor how it was possible for them to be so entirely unlike the sizes and shapes of our own pictures.

Also we found that there are only two types of wallpaper in rented houses. Usually it is a neutral tan shade with squiggly lines of rose and green threaded through it. This is supposed to "go" with anybody's furniture, and doesn't show the dirt. Also, although this is never mentioned by the agent, it is completely undistinguished, has grown five shades darker and many shades rosier through the years, and looks just exactly like what it is—wallpaper in a rented house.

Although we live in a rented house, we never think of it that way. Naturally we want to live in as personal and as attractive a home as though we owned it. As far as we are concerned, a new, fresh color on the walls makes all the difference between just a rented house with our stuff moved in, or a home with the walls harmonizing correctly and interestingly with our furniture and, to some extent, with our personalities.

But I mustn't forget the other type of wallpaper in rented houses. We have encountered it twice—in identical paper. I sincerely hope you have been luckier. The walls of the living room were gaily festooned with pagodas. Our furniture is a mixture of early American and Modern with NO Chinese influence. We hurriedly covered the walls with old-fashioned calcimine, as it was the only thing we knew about. It worked, but casein paint is far superior, as we found out later.

All you need to do to cover your paper is buy a good grade of casein paint. It comes in paste or powder form and you add water and stir. It's that simple. I prefer the paste as it seems easier for me to mix, but the result is the same in either case. I use my scrub pail for mixing. If you wash it out immediately afterward the paint comes off easily. You can buy a large calcimine brush, but they are expensive and as this paint goes on very quickly, anyway, a regular four-inch brush is adequate.

You mix the paint and water to the thickness you want it. It is better to leave it too thick and add small quantities of water until it suits you, for if it is too thin it will run down the brush handle and up your sleeve

**A Blanket Invitation to Sleep**

*Lady Seymour*

**ALL WOOL BLANKETS**

Soft as a whisper, woven for cozy warmth, Lady Seymour blankets invite restful slumber. By day — the exquisite beauty of their delicate shades lends bedroom enchantment, invites admiration.

Outstanding model is the Lady Seymour "Double Weave". Its extra, firm cross-threads insulate without adding an ounce of burdensome weight.

At Leading Stores  
**SEYMOUR WOOLEN MILLS, SEYMOUR, IND.**  
Founded 1866—75th Year



**Duncan**

**in Cranberry Pink ...  
Cape Cod Blue ...  
Jasmine**

GLASS SEA SHELLS  
IN EARLY AMERICAN OPALESCENCE

Something you couldn't have given last Christmas . . . it wasn't even created then. Imagine these exquisite shapes in early American opalescent hues and in crystal. Send for the folder which describes these shells and tells how they got their name from a tropical island. Bowls, trays, relishes, plates, etc.

**THE DUNCAN AND MILLER GLASS CO.**  
On the Old National Turnpike  
at Washington in Pennsylvania

Please send me free folder on "Sanibel" sea shells.

Name.....

Address..... AH 1140





**Emkay Candles**

**Write for Free Catalog**

See more than 200 styles, designs and sizes in beautiful Emkay decorative and dinner candles for Thanksgiving, Christmas and New Year parties—and all other special occasions.

Emkay candles will solve your decoration problems for fall and winter entertaining.

**Write for your catalog**  
**EMKAY CANDLES**  
 Dept. A  
 SYRACUSE, N. Y.

**"IT'S A GRAND HOUSEHOLD HELPER!"**

**TWIN Clip-on RACK**

HOLDS TOWELS, WASH CLOTHS, etc., always at hand—never in the way! Handy lingerie dryer. And here's a towel rack the youngsters can reach, too. Autoyre Hy-Grade Chromium • Clips on apron-type sinks, basins, glass shelves. No screws needed. Single-bar Clip-On also available.

10c-25c stores, hardware stores; or send 35c to Dept. A to cover cost of item and mailing

**THE AUTOYRE CO. • OAKVILLE, CONN.**

**How to get GOOD LIGHT as well as GOOD LOOKS**



Just as your eyes tell you that a lamp has what you want in style, this I.E.S. Tag, below, tells you it has everything you want for better light and safe service, as checked by Electrical Testing Laboratories.

**I.E.S. Better Sight LAMPS**



—which can be remarkably infuriating. The best way to test thickness is to try a place behind a door, or in some other inconspicuous spot. When it goes on smoothly and doesn't seem the consistency of cement, you are all right. But be sure to get all those lumps out by stirring before you start! You will also need to add water in small amounts as you go along, and stir up the mixture again vigorously. It won't be too disastrous if you put it on too thick or too thin. If it is thick it will just dry more slowly and you can always put on a second coat. Ordinarily one coat is sufficient to cover even the worst soiled and the most florid wallpaper known to a house-renter.

Sometimes a wallpaper border will have gilt in it, and this shows through the paint no matter how many coats are put on. But in our case it worked as an advantage, for it gave us a simple zig-zag design which was a pleasing border to the plain walls. Incidentally, we never paint the ceiling, although it surely could be done, too.

The paint has no unpleasant odor and goes on very quickly. Your room will be entirely dry in half an hour. The brush strokes do not show at all, but nothing I can say will make you believe this while it is actually drying. You will be painting along happily and decide to stop for a minute to admire that first wall. To your horror it looks as though you missed places all over. You dash across the room. It is streaked with brush marks, there are spots that look like yarn which shades from light to dark and back again. You have a sickening feeling that the whole thing was a frightful mistake.

All I can do is suggest that you go on painting to the end. Then go to the kitchen and make yourself a cup of tea. Sit down and drink slowly. When you have finished, look at your wall again and you will see a new, clean room with no marks and no blemishes. You will want another cup of tea while you sit and glory in it. And you'll want to change from work slacks to the most glamorous house coat or afternoon dress you own; otherwise you won't feel fancy enough to sit in your own living room.

Then get ready to tell your friends: "Yes, we painted our rented wallpaper—"

Before long it will almost get to be a habit—new paint, new color scheme, and at so little expense. You can afford to be super-dashing, too, because it's so easy to cover a wild spree of emerald-green or sky-blue-orchid, for that matter. But for practical purposes, the real point is that even the worst little horror of a wallpaper can be hidden. So, though you move from one rented house to another, each one can be made into a very personal background for living. And all this because of paint, brush and work!



"Weren't you surprised, little man, to come home to such a pretty room? I was. Daddy did it while we were in the hospital. He had Wood Venetians put in all around, but especially right here, for you. Why now, we can arrange the light and air just the way you want it, Little Boss-man. Your daddy is such a thoughtful person, isn't he?" Yes, and practical, too. He chose friendly, harmonious wood, instead of a sub-

stitute material, for the blinds. With wood furniture all around, he remembered that only wood blends with wood. Remember, too, that Wood Venetians will not rust, have no metallic rattle, are soft and pleasing to the eye, and cool in summer, warm in winter. For free booklet write Wood-for-Venetians Assn., 939 Russ Bldg., San Francisco, Calif.

## Wood Venetians

WITH its authentic design, and soft, mellow finish, OLD COLONY FURNITURE is truly rich in the American tradition. That's why this lovely furniture always looks so attractive and proves so livable in our American homes of today.

• Send a dime to Dept. A-11, Heywood-Wakefield, Gardner, Mass., for this book on Old Colony Furniture.

**OLD COLONY**  
 .. AN  
**AMERICAN TRADITION**



**HEYWOOD-WAKEFIELD**  
 GARDNER, MASSACHUSETTS  
 FINE FURNITURE SINCE 1826



## Come Play Come Stay in SAN DIEGO

LIFE is now, so live where living is fun -- where nature is ever smiling and friendly, and all of your surroundings are beautiful and fresh and new!

Our scenery rivals the wide world's in variety and charm. With the great mountains, the flowered desert, the rugged, magnificent coast to choose from, every pleasure and recreation is yours to enjoy. Come see!



FREE BOOKLET • Address Room A11  
San Diego - California Club

# SAN DIEGO

WINTER SUN FESTIVAL • SEE YOUR TRAVEL AGENT

**SHEET MUSIC**  
WHEN BUYING SHEET MUSIC  
ask your dealer to show you  
**CENTURY CERTIFIED EDITION**  
IT COSTS ONLY 15¢ A COPY  
Catalogue of 3000 Selections  
FREE ON REQUEST  
**15¢ CENTURY MUSIC PUBLISHING CO. 15¢**  
A COPY 257 W. 40th STREET N.Y.C. A COPY

# warm \* dry \* sunny \* Tucson

*Gain*  
new health...new energy  
in this land of LAZY days  
and TRANQUIL nights



Desert Ranches

Tucson is a climatic 'pickup'. It does things to you...good things. And no wonder. It is the driest city in the desert sunshine country...without fog, without dew.



Cactus Forests



Nearest Mexican Waters

But Tucson has more than exhilarating climate. It has magnificent scenic attractions and cosmopolitan facilities of every type. Accommodations to suit every purse.



Sun Bathing...Swimming

Write today for  
free information



**TUCSON Sunshine CLIMATE CLUB**


4153 B Rialto, TUCSON, Arizona

★ Please send me your free descriptive booklet.



NAME \_\_\_\_\_

ADDRESS \_\_\_\_\_



GENEVIEVE B. MORROW

Houston, Texas



Underwood & Underwood

# Two Birds in a Bush

SINCE I couldn't have a "bird in hand," I decided to try and have "two in a bush"—right at my window where I could sit inside and be entertained by their amusing actions. My gardener said he had built his own house and guessed he could make one for my birds, and he did, for about \$7. The two central windows of the sunroom form the inside wall of the 3 ft. by 6½ ft. screened-in area, which includes a yellow jasmine bush growing close to the wall. On a rectangular brick foundation we erected a framework of 2 by 4's, fitting a low hinged

door into one side, slanting the roof slightly and shingling it, painting the woodwork white to match the house and then covering it with coarse-mesh builder's screen. Inside we put a large flat stone in one corner, a shallow pottery bath and a bowl of mixed seed; then we scattered sand on the ground and nailed up leafy branches which we replace from time to time with fresh ones, sometimes decorating them with plums or grapes as a special treat. For winter protection I secured (for \$20) glass panes that screw onto the uprights outside the wire; if necessary, we can always open the windows of the sunroom and let warm air flow into the cage to make it more comfortable. And on unseasonable winter days we can easily loosen one of the panes and let in a little fresh air. Knowing that, in the spring, the old saying about "a young man's fancy" applies equally well to birds, we attached one or two nesting boxes to the walls and, to provide additional entertainment, we hung a swing from the roof of the cage.

In this roomy, natural environment my birds (which were given me as St. Valentine's Day and Easter presents) are safe, happy, and a constant source of interest and pleasure for all of us, family and guests alike.

There is another side to all this, too. Not long ago our doctor had to visit one of the family. He found the patient in the sunroom watching the birds, and as he sat there he became so interested that he almost forgot his patient and the object of his visit! Later he remarked on the value of such an arrangement wherever there are invalids or shut-ins. We sit for hours watching the birds and enjoying their companionship. If you would like to do likewise, build a cage outside your own window sill.





# Booklets you make



SARAH ROUCH CUMMINGS  
Media, Pa.

F. M. Demarest

**T**HICK and thin, large and small, useful booklets you sent for—but not very handy if they get lost in the bottom of a drawer. So, make a portfolio. This one has six large pockets, is easy to make, requires only 20" of material a yard wide, and is very fetching in chintz or gingham.

Cut material in half, making two strips 10" wide and 36" long. Then cut 10" off each, making two strips 10" x 26" and two strips 10" x 10" (Fig. 1 and 2).

Fold in  $\frac{1}{2}$ " on "A" and "B". Fold in 2" on ends "C" and "D." From these ends again fold in  $4\frac{1}{2}$ ". Press with a hot iron. Stitch close to the edge around the entire cover. The original 26" x 10" piece now should measure 13" x 9".

Fold one of these pieces in half and crease. Place a 9" strip of 2" dressmaker belting on crease, baste and stitch. The belting stiffens the back of the portfolio. This section is "H."

Now fold the two 10" x 10" strips in half, turn under  $\frac{1}{2}$ " on the cut edges, and baste. Apply one of these to each end of the other 13" x 9" piece designated "K," opposite the pocket already formed, then stitch. Thus there will be a pocket on each side of piece "K." Place "K" on section "H," centers matching, and stitch on each side of belting. Place three rows of stitching at the top and bottom of cover, stitching only through the belting. Divide pockets on the right side of "K" to provide for smaller booklets.

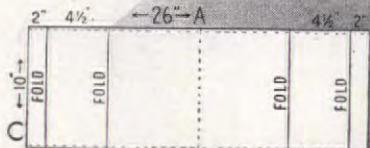


FIG. 1

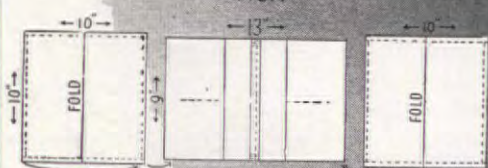
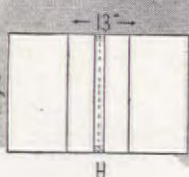


FIG. 2

FIG. 2



H

"Abner's mad 'cause I said this  
Esmond pelage beats ours!"



## Pelage\*

### SECRET OF WARM FUR, WARM SLEEP!

**E**SMOND borrowed the pelage principle from furry animals—and improved upon it—to bring you more blanket warmth per dollar!

Pelage is the extra under-fur which fur-bearing animals have in winter only. It is thick, short, full. Pelage multiplies the warmth of the fur, protects through freezing cold.

For extra, glowing warmth every Esmond Blanket is thickened with "pelage" fibres. And in addition, these short, thick fibres are firmly

locked on top! That's why every Esmond feels light and springy—yet keeps you so cozy-warm!

All Esmond Blankets — and only Esmonds — are pelage-processed. They are available in all wool, "blends" of wool, rayon and cotton, and all cotton—at a wide range of prices — in a thrilling selection of smart and beautiful colors.

The Esmond Mills, Esmond, Rhode Island, Waynesboro, Virginia, and Granby, Quebec.

\*REG. U. S. PAT. OFF. NO. 2,012,104

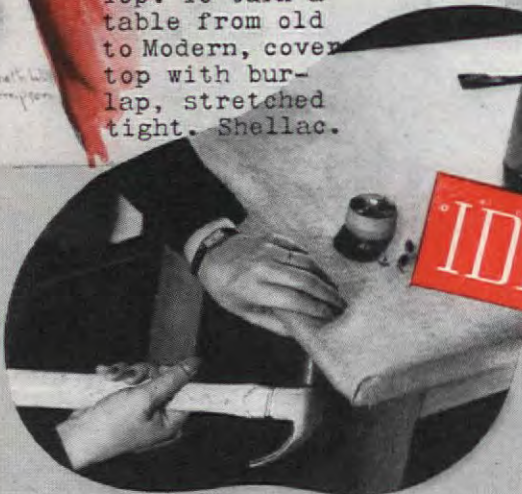
# ESMOND Pelage Process BLANKETS





Sketch by  
Kenneth W. Thompson

Top: To turn a table from old to Modern, cover top with burlap, stretched tight. Shellac.



*Turning the Table!*

*Ivy Interest*


Right: ivy instead of pictures  
IBBIE BRYAN,  
Fort Worth, Texas



*What won't they think of next!*

Do you rent a place without built-ins? Have you no pictures or are you tired of some you have? Here's an idea that's always good for such, if you have scenic or floral plates to hang on wire plate hangers like these

R. SHEPHERD,  
Los Angeles, Calif.



*Plates on Parade!*

*Camouflage on the home front*

—or what to do with a necessary but objectionable object such as a water heater you can't paint over. Cover it with heavy paper, and decorate to taste. To brighten a dark, windowless hall, paint in a window, complete with view and flower pots! Hang real curtains

ANNE H. LEE,  
Forest Park, Ga.



TRICKS with mirrors. If you have one with a wide frame, why not cover it with the same wall paper that's on your walls. Or if your vanity is dressed in the new petticoat lace, why not trim your mirror with it, too? Fit it carefully and apply with rubber cement.

DOROTHY BURTON PORTER, Summit, N. J.





**IDEA!**



*Tack that tackle!*

F. M. Demarest

**I**F YOUR football grandstand is your living-room chair and radio, keep track of the game on a piece of white paper, ruled off for the field. Colored thumb tacks make grand Men that get around as fast as the teams themselves. We have Big Game parties we keep happy this way. **ELINOR SCOVILLE**, Monrovia, Calif.



Change your bathroom color set-up each week and fool the public. I use different-colored towels, with mats to match. It's simply the different color combinations that make guests always think our bathroom looks smart **RUTH L. SCLATER**, Flushing, L. I.




Corrugated paper goes beautiful as a mounting for cut designs, pasted to bright bits of oil cloth, then to this decorative paper **LENNICE C. EYRAND**, Bakersfield, Calif.



*Rug rejuvenation*

To rejuvenate a worn rug, make thin paste with dye powder. Scrub mixture into worn spot with stiff brush **WILLIE FANMAYO**, Denver, Col.

**IDEA!**



A false table top of 42" plywood with a frame to fit over the top of a bridge table gives you service for four for about \$2.50 **F. A. LARDNER**, Mahwah, N. J.

**IDEA!**



*Nursery-book room*

Trace pictures from your child's color books, color them with crayons, for his room. Alphabet makes a border. It's fun and only cost is time **M. CARNAHAN**, San Bruno, Calif.



*It's always fun to work in my YOUNGSTOWN PRESSED STEEL KITCHEN that I helped to plan!*



The smooth enamel finish—so easy to keep clean and shining—is just as beautiful as when the kitchen was installed.



With plenty of working surface and storage space for all my electrical appliances and cooking utensils within arm's reach of where I want to use them, I save hours of time and trudging every day.

Everything is so convenient now that I enjoy making all those attractive, appetizing foods for my family that seemed too much work before. Here is a salad that I call my YPS salad because I have only had time to make it since I've had my YPS kitchen:

YPS kitchens are unusually convenient because they can be planned by the YPS MIN-A-KITCHEN METHOD—Miniature models which can be arranged just the way you want your kitchen to look—Every detail can be arranged BEFORE ANY EXPENSE HAS BEEN INCURRED.

Arrange on crisp lettuce leaves:

- 1/2 banana, cut into 1" slices and rolled in ground salted peanuts
- 3 sections grape fruit, chilled
- 6 small cheese apples about the size of marbles, molded from pimiento-cream cheese. Dip one side of apple in paprika, to give blush, and insert a whole clove in one end.

Serve with French dressing.

THE AVERAGE YPS KITCHEN CAN BE PURCHASED FOR AS LOW AS \$5.55 A MONTH.

**YPS ADVANTAGES**

**All-steel**

**Sanitary**

**Permanent**

**Easy to clean**

**No dark corners**

**Fits any size kitchen**

**No hard-to-get-at places**

**Insulated for quiet operation**

**YPS**

Youngstown Pressed Steel Division, Dept. AH-1141 Mullins Manufacturing Corp., Warren, Ohio

I plan to build ☐ to remodel ☐.

Please send me "KITCHEN PLANNING by the YPS MIN-A-KITCHEN METHOD" ☐  
Please send me "12 YPS Kitchen-tested Recipes for Unusual Dishes" ☐

Name \_\_\_\_\_  
Street \_\_\_\_\_  
City \_\_\_\_\_ State \_\_\_\_\_



## HELP DEFENSE!



**DON'T  
WASTE  
FUEL**

**LET CHAMBERLIN  
SAVE 20% TO 50%  
OF THE FUEL YOU USE**

### WEATHER STRIPS AND CALKING AT WINDOWS AND DOORS

Keep out cold wind. Stop drafts. Save fuel permanently—20% or more every year. Keep out dust, soot, and rain.

### ROCK WOOL INSULATION IN WALLS AND ATTIC

Like wrapping your home in a winter overcoat. Saves 30% or more in fuel. Keeps out summer's heat too, provides year 'round comfort.

### ALL-METAL STORM SASH FOR ALL TYPES OF WINDOWS

Save 10 to 15% in fuel. Designed to stay up the year 'round. Interchangeable with screens in summer.

**NO MONEY DOWN—Nominal Monthly Payments.**

CHAMBERLIN METAL WEATHER STRIP CO.  
1331 LaROSSE DETROIT, MICH.

How can I save fuel and get year 'round comfort with  
☐ Weather Strips and Calking  
☐ Rock Wool Insulation  
☐ All-Metal Storm Windows

Name \_\_\_\_\_  
Address \_\_\_\_\_  
City \_\_\_\_\_ State \_\_\_\_\_



*If you are*  
**BUILDING  
BUYING  
OR  
REMODELING**  
YOU'LL WANT A  
**SQUARE D  
MULTI-BREAKER**

Eliminates fuses and the inconvenience of replacing them. When short circuit or dangerous overload occurs, circuit is cut off automatically. Simple movement of lever restores current after cause of overload has been removed. Cost, for average home, about \$11.00. Ask your architect or electrical contractor. Or write us for your free copy of informative and helpful booklet, "Electricity in Your Home."


**SQUARE D COMPANY • Detroit**

### Banish That Desertlike Dryness With MINNEHAHA HUMIDIFIERS

Doctors endorse it for moistening air in homes and offices, to increase comfort and health. Interior Decorators for beautifying radiators and protecting furniture, woodwork. Scientifically, durably made with special wick arrangement to supply correct moisture. Deflects heat into room. Saves fuel. Made in convenient lengths. Moderately priced and fully guaranteed.



For literature, prices, write  
**SPECIALTY MFG. CO., St. Paul, Minn.**



**A**ND now, at last, I have one—instead of the makeshift, packing-box affair that I described in the November, 1938, AMERICAN HOME. It is of the "two-section, standard, semi-iron" type, 17' 2" long and 14' wide (cut down from the regulation 16' 3" because of an interfering chimney). The \$480 price (less 15% for cash) included redwood benches, hardware, double-strength glass, hot-water heating and ventilating systems, but not the actual erection or the concrete foundation, nor directions as to how we could cut an entrance into the living room between end wall and fireplace and squeeze in a door, window, and some bookcases. But we found a clever (if slow) local builder who solved the problem nicely; to get work space, I led steps from a trap door through the (enlarged) hole made for the heating pipes in the wall of the cellar.—**WILMA A. LEES, Eden, N. Y.**

*Note:* For more complete information about Mrs. Lees' greenhouse, send an addressed, stamped envelope to Department H. THE AMERICAN HOME, 444 Madison Avenue, New York, N. Y.—Editor.

## Greater PLEASURE from YOUR FIREPLACE with These Modern FIRE DOGS



**Logs Burn Better—  
Care of Fire Simplified**

Modernize your fireplace with a pair of Canton Certified Malleable Fire Dogs. They improve appearance—protect andirons—keep logs from rolling—and above all, insure a more enjoyable fire because draft is increased. Help smoky fireplaces, too.

Three lengths available: 15"—18"—24". Two leg heights: 4½" and 6". Fire Dogs stand behind andirons, straddling bar. Fit any fireplace. Ideal as gifts. Unbreakable, guaranteed forever.

**PRICES Per Pair Delivered:** East of the Mississippi... 15"—\$5.50; 18"—\$5.75; 24"—\$11.50. West of Mississippi... 15"—\$6.50; 18"—\$6.75; 24"—\$12.50. \*For special 6" leg, add \$1.00 to above prices. Money back if not satisfied.

Prompt delivery. Send check or money order to Box E

**THE CANTON MALLEABLE IRON COMPANY**  
ESTABLISHED 1892 CANTON, OHIO

## Add Interest TO YOUR FIRESIDE



An authentic reproduction of this historic "cocklight" chair is available at leading stores. A picturesque fireside piece, just one of many distinctive pieces available in Colonial Heirloom Reproductions. COLONIAL MANUFACTURING COMPANY, 830 Colonial Ave., Zeeland, Mich.

Send for booklets on historic Hall Clocks and other famous reproductions. Enclose 10c to cover mailing costs.



**COLONIAL Heirloom REPRODUCTIONS**  
Ageless Artistry in Mahogany

## KNITTING YARNS OF QUALITY

In making your knitted garments be sure and use Old Hampshire yarns which are spun from best fleece wools. Write to us today without obligation and we will mail you a complete line of samples showing yarns for suits, sweaters, and other knitwear, also for hand loom weaving and rugs.

**THOMAS HODGSON & SONS, INC.**  
Concord Worsted Mills Concord, New Hampshire

## WHEN YOU CHANGE YOUR ADDRESS

Be sure to notify the Subscription Department of THE AMERICAN HOME at 251 Fourth Ave., New York City, giving the old as well as the new address, and do this at least four weeks in advance. The Post Office Department does not forward magazines unless you pay additional postage, and we cannot duplicate copies mailed to the old address.

## New FIRESCREEN

curtains your fireplace in sheer beauty. Flexible, convenient, safe.

**Flexscreen**  
SEND FOR  
**Free  
BROCHURE**  
Bennett  
Fireplace Co.  
1141 Wall St.  
Norwich, N. Y.  
Makers of  
Bennett Guaranteed FIREPLACES



F. M. Demarest

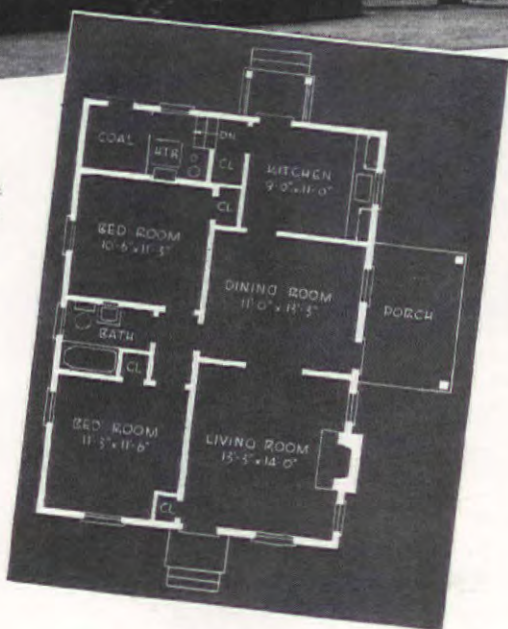
# The Colemans find their Ideal Home

**I**T WAS a little bit like button, button, who's got the button, this job of picking our own home. We looked at houses a-plenty but the prospect of laying down our savings and saying once and for all time, "Yes, we'll take this one," secretly scared us both. We'd been living in apartments for nine whole years, driving out frequently to look at new homes, and up to now we'd thought pretty smugly that we knew just what we *did* want and what we *didn't* want. Now we were on the fence!

Then, we found IT and all doubts and indecisions flew out the window. It wasn't a house designed or built by ourselves but it filled our bill of requirements to a T. When papers were signed and all the agony was over, we found ourselves sitting on top of the world; we had the comfortable, welcoming rooms inside the house, the pleasant lawn and flower garden areas outside which our space-hungry souls had craved, all for \$6,000.


The lot, 50'-0" wide on a new street and 142'-0" deep, was in





Richmond, Va., outskirts, once part of a farm. Lawn and flowers didn't exist at first and there was only one tree, but in our mind's eye we could see prize blooms where there were only cornstalks. Our house was built close to the south property line, leaving the whole other side clear for garden. Later we added a lot with an 83'-0" frontage, so we now have a spacious lawn bordered with flower beds.

Outside and inside, the house has given us a modest pride in ownership for it's proved a good little home. On the ground floor there's a living room with brick fireplace and white Colonial mantel, a dining room of equal depth right behind it, with a comfortable screened porch. The kitchen, trimly equipped with modern tile sink and built-in cabinets, is at the back, and there's a capacious pantry-closet plus a cleverly-concealed furnace room adjacent to it. Two bedrooms with a full tiled bath between and generous-ventilated attic space complete the home.—MR. AND MRS. W. A. COLEMAN, Richmond, Va.



THE AMERICAN HOME, NOVEMBER, 1941

## Sing at your work!



This year's Kohler sinks make housework quicker, easier, happier. This one, the Camberley, has two big drainboards and wide ledge for cleaners—nice deep basin with cup Duostrainer—swing spout and handy rinsing hose—lustrous, easy-to-clean, acid-resisting enamel surface—ample wood or metal cabinet beneath. Beauty, utility, enduring quality—all yours at modest prices!



**BRIGHTER WASH DAYS!...**  
New Twin Falls, the only one-piece enameled cast-iron laundry tray with ledge for soap and cleaners. Two big basins with flat surfaces, rounded corners.

**WHY** take needless chances by buying uncertain plumbing? Kohler offers a complete line of first-quality fixtures and fittings—priced lower than you may expect. These are made, assembled, shipped at one central point. Ask your own Master Plumber for further facts and cost estimates. He will arrange easy time payments, if you wish. *Kohler quality costs no more.* . . . Kohler Co., Kohler, Wisconsin.

MAIL THIS COUPON NOW • ASK ABOUT OUR DEFERRED-PAY PLAN

● Please send your colorful book showing smart new plans and color schemes for bathrooms and kitchens. (Address Kohler Co., Dept. 1-X-11, Kohler, Wisconsin.)

☐ I plan to build

☐ I plan to remodel

Name \_\_\_\_\_

Address \_\_\_\_\_



**KOHLER OF KOHLER**  
PLANNED PLUMBING AND HEATING





"I would like to do something with my windows that's really different...!"



Lawrence Denman home  
Willming photos



Treat your lace curtains like draperies. Give them swish with swags and let them come full to the floor


The Harry W. Zeimers' dining room, Milwaukee, Wis.

# Light, Air and the pursuit of imagination!

TO MR. WEBSTER, a window is an "opening in a wall for the admission of light and air." To Keats, it was a magic casement. To a decorator, be she professional or otherwise, a window is the most exciting spot in the room with which to do something. The smartest ones are those who combine the practicality of Mr. Webster with the romance of Keats. Then you really have something. Then you blossom forth with windows that enhance any view. You do amazing things with valances in cloth, or architectural ones in wood. You create the illusion of deep-set windows when they are really flush with the walls. You add height to your room by hanging full-length draperies at your windows. What might be a stodgy bay window becomes a thing of beauty and a joy forever with lots of filmy lace or net. Add quaint, three-quarter-length French provincial glass curtains to a fairly usual window and, presto, you've lifted its face, made it a focal point and a conversation piece, as did the Lawrence Denmans in their Wayne, Illinois, home. On page 81 there's another trick they did with fabric by using mattress ticking for their hangings. Result: medium-height window plus vertical striped draperies equals one impressively high, wide, and handsome window. Notice especially how this particular bookcase and valance idea makes the window an integral part of the room and try that over on *your* window. This idea adapts itself to almost any size window so don't be discouraged if you haven't a broad outlook on life outdoors.

As we said, windows are one of the greatest challenges to decorative imagination. If you can't afford hand-blocked linen hangings, for instance, use colored percale sheets, as did Helen B. Hartman. They're already hemmed, remember! She pounded out a corrugated metal cornice for her window, too, at the cost of about a dollar. A very smart thought for a modern room, and a thrifty one, as well.

Rope trick is good, especially at the shore. Dampness keeps rope taut.  
—Jean Hersey, New York



Pink broadcloth lined with unbleached cotton, ball-fringe dangles to make a youngster happy



IT'S PERCALE SHEETS  
do it!  
come colored  
already  
ned. Valance  
corrugated  
metal

The Lawrence Denman did this, too



Willmington photo



Ridgelo



Quaker Lace



Scranton

There's much on the market to make window-doing fun and new. For instance, the Venetian blinds that fit in the same brackets you just took your shade from. Easy! The use of fine window shades with Modern furniture, or, for a gayer touch, shades bedecked with flowered prints. Lace curtains, too, are much simpler in design, in keeping with modern living. They assure privacy in a very subtle manner and add formal charm to any window, with or without draperies.


Columbia Mills



Clopay

Glorified butter mold!  
The HANDLE

Side View of CURTAIN TIE-BACKS



Tie-back idea from Mrs. James L. Little, Salisbury, North Carolina



EMBLEM DESIGN

THE INEXPENSIVE WAY TO


## Dine in Luxury

THE rich elegance of an exquisite lace dinner cloth instantly transforms silver . . . china . . . your whole dining room into a lovely, hospitable picture.

Clever hostesses, women who know values, have learned that they can afford the luxury of lace for everyday dining. Extravagant-looking Scranton Lace Dinner Cloths actually cost little and can be used over and over with never a wrinkle or crease. Spots just

sponge off. Woven entirely of strong 2- and 3-ply threads, Scranton Craftspun Cloths wear for years and launder marvelously. They make perfect gifts, too!

In "The Inexpensive Way to Decorate," Lurelle Guild devotes several pages to dining-room decoration—shows how your dining room can become one of your most attractive rooms. A wealth of decorating ideas for only 10¢. Send for your copy today.



Scranton  
CRAFTSPUN<sup>®</sup>  
LACE DINNER  
CLOTHS

\*Reg. U. S. Pat. Off.

Scranton Lace Company,  
420 Glen St., Scranton, Pa.

Enclose 10 cents for my copy of "The Inexpensive Way to Decorate," fully illustrated.

Name \_\_\_\_\_  
Street \_\_\_\_\_  
City \_\_\_\_\_ State \_\_\_\_\_





Imperial



Ben Mont draperies




Clopay Venetian blinds

PAPER CURTAINS for  
SPLASH and ECONOMY



It's all done with  
WALLPAPER BORDER, PLYWOOD, PASTE





We think, too, that windows in children's rooms should be seen and heard about. Mrs. Paul Littlefield of Wollaston, Mass., did very well by her daughter in that respect, as shown on page 80. She improved her outlook with pink broadcloth curtains, lined with unbleached muslin, bordered with white ball fringe and appliquéd with a little lamb whose fleece, however, is blue. Around his neck is a silver bell and even at night, when the winds blow, "Mary" knows the little lamb is there. Or there's the window with no curtains to steal the light away from the amusing arrangement of shelves with bright percale ruffles, put on with snap tape. This can be done for about \$2 and takes about 9 square feet of lumber and 1 3/4 yards of percale.

For those who must let ingenuity substitute for wherewithal, we think wallpaper borders used as valances can start a revolution in handy home decoration. And who will be the wiser? See for yourself. They look like a million. For a formal 18th century room, choose something like the border sketched. All you do is mount it on valance board of the required width, which you can get at your local lumber yard. The adaptation of this idea, shown at the bottom of the page, decorates not only the top, but the bottom of your window as well. Here, it's the kitchen that's glorified with gay geraniums. It is well to treat the lower one with a wallpaper wax that can be wiped clean in case of spills. If you want to use chintz, here's an idea for that, too. Mrs. George H. Spohn looks out her kitchen window through a crisp border of strawberries, rampant on chintz.

It's amazing what can be done with four big bandanas, too, if you sew them together and tie them in the middle. Sketch at right shows how to get around corner windows in a breakfast room, with eighteen-inch material and metal tie-backs, strategically applied. You can change these curtains with your mind or mood!




Here, it's the lack  
of curtains! 3 ideas  
from Joseph Tiger,  
New York City



Demarest

Gay wallpaper  
borders in the  
kitchen, too!




Unitized

CHANGE CHINTZ  
WITH MOOD!

Mrs. C. D. Perlee,  
Altadena, Calif.





Willming



Strawberry ruffles in the Spohn kitchen





If you're pursuing both sweetness and light in your bedroom casements, there is yet another use for wallpaper border. This time it is cut out and then mounted on board. You can write your own ticket for this, but we feel the one illustrated is strictly for ladies. Used with white muslin curtains, bordered with eyelet trim, it should make for bridge-table discussion. Another window with a woman's touch is the adaptation of the youngsters' window in the boudoir, and this does give a real boudoirish atmosphere. It's made with two yards of organdy with sateen facing. Seven yards of snap tape hold this in its place. You can do all this for about \$3.50.

Willming



Ninon curtains draw back to open on a river view in a bedroom of the G. Renwick home in Illinois

## CIRCLE TREAD OZITE RUG CUSHION

What else can you buy today that will last your entire lifetime?

Circle Tread Ozite not only keeps rugs and carpets from wearing out—but actually seems never to wear out itself . . . outlasts two or three rugs!



Under present-day buying conditions it pays to buy a rug cushion that you will never need to replace. Circle Tread Ozite more than repays its own cost by making rugs wear two or three times longer, and its softness and luxury are yours for life!

If a rug is worth buying, it's worth protecting with Circle Tread Ozite. Its colors will stay fresh longer because the nap is protected from crushing. And Circle Tread Ozite will keep it feeling soft and luxurious for many extra years!

The difference in price is small between genuine Circle Tread Ozite and an ordinary lining—but the difference in years of wear is considerable—so insist on the genuine. Look for the Circle Tread Design.

Circle Tread Ozite has never been "cheapened" in our 20 years of manufacture. Still made of all hair, reinforced with adhesive fabric center. Still "ozonized" for sterilization. Still permanently mothproofed. Made in 3 weights, to meet every budget. Sold by all good stores—or ask why!

SEND FOR FREE BOOKLET ON CARE OF RUGS AND CARPETS—Loads of valuable information on care of rugs and carpets. Ask for Booklet 158, sent free with sample of Circle Tread Ozite. Address Clinton Carpet Co., Merchandise Mart, Chicago.




## CIRCLE TREAD OZITE RUG CUSHION

Renwick living room shown in October issue

THE AMERICAN HOME, NOVEMBER, 1941



**FASTER HOT WATER  
HEATING... ONLY  
4¢ A DAY!**



## DUO-THERM AUTOMATIC FUEL-OIL WATER HEATER

**THERE'LL BE** no more running out of hot water when you install a Duo-Therm Water Heater. For Duo-Therm will provide all the hot water you need... for less than 4¢ a day for the average family!

Duo-Therm heats water faster! Stores up a lot of it! No fuss...no dirt...no bother! Needs no gas or electrical connections. Duo-Therm burns clean, cheap fuel oil in the famous patented Dual-Chamber Burner—the same burner that has made Duo-Therm America's leader in the fuel oil appliance field!



**Heats water faster!  
Big storage capacity  
No gas, no electricity  
Burns cheap fuel oil  
Completely automatic**

See the new Duo-Therms at your dealer's today! Thousands in use! Low cost! Small down payment!

## DUO-THERM AUTOMATIC FUEL-OIL FURNACE

Here is one furnace that gives you all the comforts of modern warm-air heating... with fully automatic convenience... at rock-bottom economy! Duo-Therm's famous Dual-Chamber Burner, and Special Temperature Control insure steady even temperature—floor to ceiling—hour after hour!



**MAIL THIS  
COUPON**



Duo-Therm Division, Dept. AH-11,  
Motor Wheel Corporation  
Lansing, Michigan  
Please send me complete information  
on Duo-Therm Water Heaters ☐  
Furnaces ☐ Circulating Heaters—  
ideal for summer cottages ☐

Name.....

Address.....

City..... State.....

Corp. 1941, Motor Wheel Corp.

# How Much Do You Know?

Walt Sanders  
from Black Star

**W**E HOPE you've been having fun with our museum quiz the last two months, and learning a lot, too, for this month we're making it an even better game by printing only the questions, so you can't peek. After you've answered them, you'll want to check up and see how nearly right you are, so we'll send you the answers on receipt of a stamped, addressed envelope. Address Museum Quiz, American Home, 444 Madison Ave., N. Y. C.



**1 WILLIAM ROCKHILL NELSON GALLERY OF ART, KANSAS CITY, MO. ::** Is this 18th century room from the North or South?



**2 ESSEX INSTITUTE, SALEM, MASS. ::** What is of unusual interest in this mantel from the parlor of an 1800 home, and why?

**3 CHICAGO HISTORICAL MUSEUM ::** Do you know what well known royal personage, later a king, presented the clock and the candelabra (right) to James C. Spencer, a resident of Chicago?



**4 M. H. DE YOUNG MUSEUM, SAN FRANCISCO, CALIF. ::**

this fine reproduction? In what period and in what country did the maker of the original work?





## Come and LIVE in ST. PETERSBURG

Florida  
"City of Charming Homes"



The resident population of St. Petersburg, Florida's Sunshine City, increased fifty percent in the past decade. Why? Because people from all parts of America, people who can afford to live where they please, have chosen this delightful community as their home.

St. Petersburg has a wonderful combination of climate, beauty, healthfulness, hospitality, and other good living conditions which appeal to those who appreciate the best things in life.

Find out about St. Petersburg now. Write for the free Homeseeker's Booklet which tells the things you want to know. Also ask for the new 32-page St. Petersburg booklet. Address G. M. Neal, Chamber of Commerce—

**ST. PETERSBURG**  
FLORIDA  
"The Sunshine City"

## Get Your Copy of the NEW Fifth Edition

There has been such never-ceasing demand for The American Home Book of SMART INTERIORS—more than 130,000 copies already bought—that it has again been necessary to publish still another edition. Here are thousands of ideas for color schemes, furniture arrangements, fabrics—practical suggestions for every room in your house.

## SMART INTERIORS

262 pages, 156 up-to-date plans, 935 helpful illustrations, 35 pages in color.

Send for your copy today. It costs only \$1.00 anywhere in the United States. And we guarantee to refund your money if you are not entirely satisfied.

*Only \$1.00*

The AMERICAN HOME

251 Fourth Ave.


New York



**5 DETROIT INSTITUTE OF ARTS** : : Of what ware is the vase shown here, and in what period and country was it made?



**6 DEPARTMENT OF FINE ARTS, UNIVERSITY OF PITTSBURGH** : : Of what kind of glass is this unusual-shaped jug; where was this ware made?



**7 TOLEDO, OHIO, MUSEUM OF ART** : : Is this cruet of foreign or American make, of what period and of what glass?



**8 METROPOLITAN ART MUSEUM, NEW YORK** : : This fine American silver pot was made by Edward Winslow. What type of decoration has it and for what was the pot used?



## A bright and gay "Good Morning" interpreted in the **WESTERN PINES\***

Sunlight seems to find its way into every nook and corner of this inviting kitchen and breakfast alcove. The golden tones of knotty Western Pine bestow a cheerful radiance upon ceiling, walls and cabinet facings.

For refreshing interiors in every period and style . . . as well as for almost every exterior purpose, including the very outside surfaces of your home . . . you find a matchless versatility—and economy too—in the smooth, even-textured Western Pines.


If you are thinking of building or remodeling, write today for a FREE copy of the booklet, "Building Your Home"—a picture book of distinctive interiors. Western Pine Association, Dept. 155-F, Yeon Building, Portland, Oregon.

\*Idaho White Pine \*Ponderosa Pine \*Sugar Pine

THESE ARE THE WESTERN PINES

## STEAM HEAT

FROM ANY  
WALL  
PLUG!



EXTRA HEAT!

HEALTHFUL HEAT!

DEPENDABLE HEAT!

PORTABLE HEAT!

**Electresteen**

PORTABLE STEAM RADIATOR

See Your Dealer or Write for Folder  
ELECTRIC STEAM RADIATOR CORP.  
DEPT. AH, 6188 121st St., Detroit, Mich.

## Circulates Heat to All Parts of the Room



## this FIREPLACE

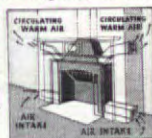
warms adjoining rooms, too!

The Heatilator Fireplace warms more than just the narrow zone in front of the fire. It circulates heat to far corners of the room and even to adjoining rooms. You can use it on cool spring and fall days, saving wasteful furnace fires. Cuts weeks from the furnace season and dollars from heating costs. In mild climates it is the only heating equipment required by most homes.

Thousands of owners have used it for years in all parts of the country. Architects and heating engineers recommend it to solve the heating problem in basement rumpus rooms. It makes camps usable weeks longer, earlier in spring, later in fall—and for week-ends of winter sports.

### Will Not SMOKE

Concealed inside the masonry, the Heatilator is a double-walled steel form around which any style fireplace is correctly built. Eliminates faults of design that commonly cause smoking. Simplifies construction, saves materials. Adds but little to cost of fireplace. Send a postcard for complete details.



HEATILATOR, INC.

6111 E. Brighton Ave., Syracuse, N. Y.

**HEATILATOR Fireplace**



**Precious Linens**  
deserve Gentle Bleaching!  
**CLOROX**  
is Extra-Gentle!



**EVEN** your most treasured white cottons and linens may be entrusted to Clorox. It restores their snowy-white beauty (brightens fast colors), makes them fresh, sanitary. Clorox provides added health protection in kitchen and bathroom cleansing. It is also effective yet gentle in its many personal uses. Simply follow directions on the label.

"When it's  
**CLOROX-CLEAN**  
it's hygienically  
clean!"

Copy, 1941, Clorox Chemical Co.

AMERICA'S FAVORITE BLEACH  
AND HOUSEHOLD DISINFECTANT




*Ultra-refined*  
**CLOROX**  
FREE FROM CAUSTIC  
BLEACHES - DEODORIZES - DISINFECTS  
REMOVES NUMEROUS STAINS  
... Even Scorch, Mildew

**Burpee's Fluffy-Ruffles**  
5 inches across!  
**PETUNIAS**  
Exquisite; ruffled, fringed.  
Glorious mixed colors—**25¢ 10¢**  
Burpee's Seed Catalog Free, P.K.T.  
Atlee Burpee Co., 253 Burpee Bldg., Philadelphia



"*Bushberry*"  
**DECORATIVE ART POTTERY**  
More than sixty delightful shapes in hand-painted Blue, Orange or Green. See Bushberry urns, vases, tankards, jardinières, etc., at leading gift shops and dep't stores. Send 10c for booklet. ROSEVILLE POTTERY, INC., ZANESVILLE, OHIO.

**ROSEVILLE**



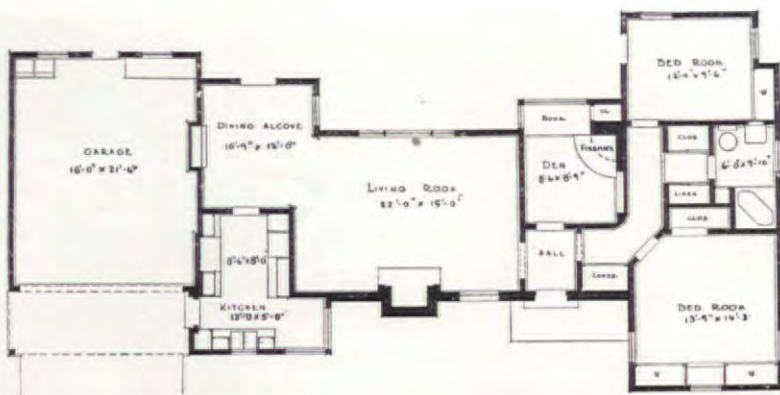
Miles Berné

## 2 Successful Solutions



Lynton Vinette





Appealingly snug and livable against West Los Angeles hills is Mr. and Mrs. V. D. King's redwood home. Note garage entrance porch idea

Edla Muir, architect

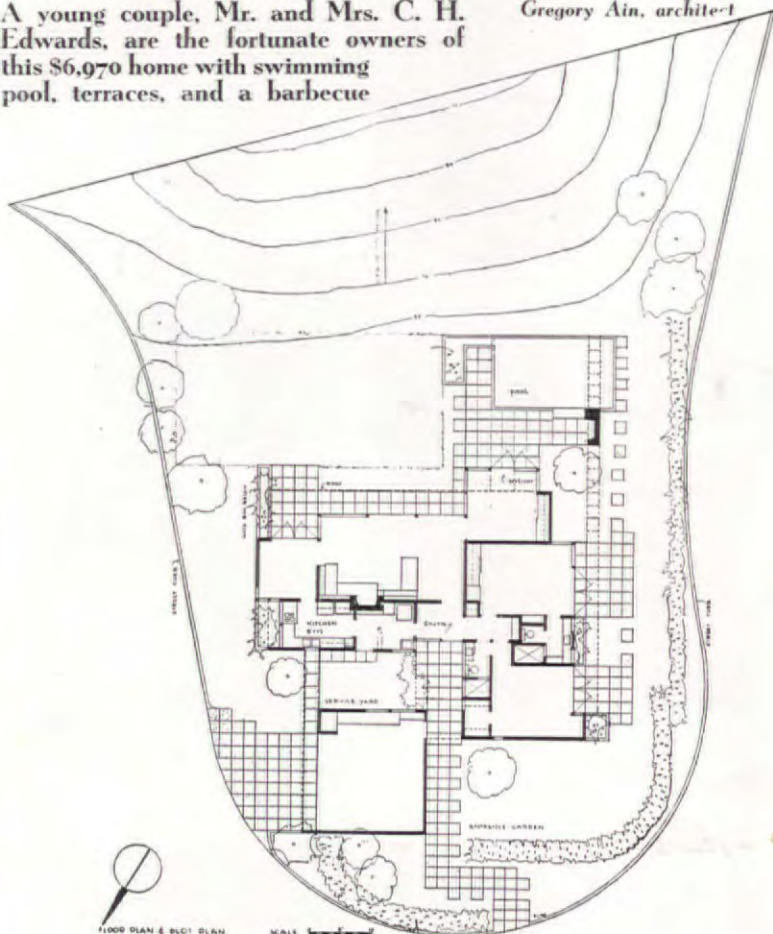
FROM the start, the architects of these two California homes were faced by quite similar difficulties; irregular "problem" lots, jammed up against steep-rising Los Angeles hills. The individual way each was solved makes a dramatic contrast and indicates general possibilities of the Modern and Colonial house treatments so popular in Western building today. Each of these two houses shows definite points and "why's and wherefore's."

Mrs. Ethel McCall Head points out features of the V. D. King house: "Because of the hill at the back of the lot and a necessary set-back from the street, it almost took a shoe horn to get a house on this property. But by spreading the house sidewise there was room for rear living space, and a low fence and hedge give an effect of privacy from the street. Though entrance door, details and general aspect are Colonial in feeling, Modern planning is evident in the front kitchen with its east corner window and in the combined living-dining room. Most main rooms have wide windows on the rear, bringing indoors and outdoors together agreeably, and dining

## for Hilly Sites

A young couple, Mr. and Mrs. C. H. Edwards, are the fortunate owners of this \$6,970 home with swimming pool, terraces, and a barbecue


Gregory Ain, architect



## BIG FUEL SAVINGS in "COMFORT STREET"

made warmer in winter, cooler in summer with

**KIMSUL**  
INSULATION



KIMSUL-Insulated home of Mr. Morton C. Miller, of Larchmont, N. Y. He writes: "... (KIMSUL) is doing all that I expected it to do, and I have been agreeably surprised at the low consumption of heat thus far."

### Winter after Winter, Slash Heating Costs with KIMSUL

If you could visualize all the heat which pours through the walls and roof of a poorly insulated home—all the dollars wasted for fuel never used—you would include KIMSUL\* in your plans right now!

KIMSUL is one of the best heat-stoppers known, seals walls against escaping heat, against incoming cold. By surprising amounts, KIMSUL reduces the fuel needed to keep a home comfortable—to put your home in "Comfort Street".

And this is only one of the KIMSUL savings. KIMSUL actually makes it possible to keep a home warm with a smaller, less expensive heating plant. KIMSUL is a lasting investment that can pay for itself over and over again.

Besides being super-efficient, KIMSUL is safe, resists moisture, will not burn. KIMSUL stays in place, too. Does not settle or pack down. Exclusive features make KIMSUL unusually easy to install.

KIMSUL comes in thicknesses and sizes to meet every insulation need—at a low price. Millions of square feet are now in use. Mail coupon below for free illustrated book giving all the amazing facts about KIMSUL.

\*Reg. U. S. and Can. Pat. Off.

WANT TO INSULATE AN OLDER HOME? KIMSUL installs quickly and economically.



IN EXPOSED ATTIC FLOORS... A simple job. Merely expand KIMSUL; fasten at ends and sides.



IN SLOPING ROOFS... Easy with KIMSUL. Just fasten to plate, ridge and sides of rafters.

KIMBERLY-CLARK CORPORATION (Established 1872)  
Building Insulation Division, Neenah, Wisconsin

AH-11

Please send free illustrated book, "The Way to Comfort Street."



Name \_\_\_\_\_  
Address \_\_\_\_\_  
City \_\_\_\_\_ County \_\_\_\_\_ State \_\_\_\_\_






**Skillfully shoehorn-  
ing the house on a  
narrow lot still left  
the Kings with nice  
garden space fore  
and aft the house**

room, bedroom, and garage wings each have an outside door leading to the bricked terrace. There's a snug den bunk corner next a corner fireplace and a perky breakfast corner in the up-to-snuff kitchen. One coat of lead and oil gives redwood walls a soft white effect and shutters are reddish." (The lead and oil is a preservative, too.)

"A total construction cost of \$6,970 for young Mr. and Mrs. C. H. Edwards' house, outdoor swimming pool, lily pool, barbecue, dining terrace and badminton court" is the notable news Mrs. Katherine Morrow Ford brings. "The figure also includes semi-air conditioning, ready-made fireplace unit, built-in furnishings. Designed for a tricky horse-shoe-shaped lot, with a street running around three sides of it, this is an exceptional

Modern home, truly exciting to live in. With awareness of its California location, it puts prime emphasis on outdoor living and each of its five main rooms is connected directly with terraces and recreation space by 8-foot-wide doorways. Two such doorways adjoin in the living room and create a 16-foot opening to the shaded rear terrace. Next to it, the play-room, overlooking the pool, comes right out into the open, with a large part of three walls and ceiling built of glass. Each room is also reached directly from the front entry, which is at the shortest end of the lot. Earthquake construction has been incorporated, walls are of cream stucco enlivened by salmon redwood trim. Exceptional privacy is achieved on a conspicuous lot in this notable home, which affords such excellent arrangements for efficient, clean-cut housekeeping and the general joy of living."

**Rooms opening onto wide terraces give the Edwards  
exceptional outdoor living and offer privacy, too**




**Barbecue, trellis,  
swimming pool, lily  
pool, dining terrace,  
badminton court are  
all provided in this  
extra-livable Cali-  
fornia home; it has  
built-in furniture, too.  
A general cost of  
\$6,970 did the job**



# The AMERICAN HOME MENU MAKER

**ONLY  
\$1.50  
COMPLETE**



## NOW—Brand-New, Improved

Here at last is the perfect place to keep your recipes—easy-to-use and so inexpensive that every homemaker can afford one. Priced at only \$1.50, the MENU MAKER will pay for itself in no time by helping the busy housewife plan her meals in advance and buy her foodstuffs more efficiently and economically. Already MORE THAN 180,000 Menu Makers have been bought and are in daily use throughout the country.

### THE AMERICAN HOME 251 Fourth Ave., New York, N. Y.

I enclose \$..... Please send me at once all the items I have checked.

- |   |        |
|---|--------|
| <input type="checkbox"/> Menu Maker White .....               | \$1.50 |
| <input type="checkbox"/> " " Yellow .....                     | 1.50   |
| <input type="checkbox"/> " " Blue .....                       | 1.50   |
| <input type="checkbox"/> " " Green .....                      | 1.50   |
| <input type="checkbox"/> " " Red .....                        | 1.50   |
| <input type="checkbox"/> 100 Extra Cellophane envelopes ..... | 1.00   |
| <input type="checkbox"/> 344 Editor's Favorite Recipes .....  | .50    |

Name.....

Street.....

City..... State.....

(If you live in N. Y. City add 2% for unemployment relief tax)  
Add 25¢ to price of each Menu Maker if west of Mississippi  
or U. S. Possessions. Sorry, cannot send to Canada.

Completely redesigned after long research, this new improved MENU MAKER is the last word in a safe, convenient, instantly usable place for storing your treasured recipes.

Made of strong, durable, feather-weight steel, the box itself measures only six by eleven inches—yet contains space for filing more than 1,000 recipes! Planned to sit long-wise on your pantry shelf or kitchen counter top, the lid raises and stands up without moving the box. Instantly exposed are your entire 1,000 recipes, properly classified from appetizers to vegetables—with special indices for whole menus and specialties. Actually not one file, but two—for the box is divided into two compartments each six inches deep—one for filing those new, delicious recipes that constantly appear in newspapers, advertisements, and food packages from the grocer; and the other reserved especially for those old family favorites that you will be using over and over again.

With the MENU MAKER comes an augmented and newly organized set of stiff, pre-printed index cards—35 in total—making your MENU MAKER finger-tip convenient and every recipe instantly available whether it is an individual dish or an entire party menu. Also included without additional cost is a supply of the especially designed cellophane envelopes into which you can place each recipe to keep it spotless while in use.

Now finished in a life-time enamel in five brilliant colors—white, yellow, blue, green, red—this brand-new, improved MENU MAKER will not only add a note of beauty to your kitchen, but will bring a convenience and orderliness to your cooking routine that you never dreamed possible.

Order a new MENU MAKER for your kitchen today—on our specific guarantee to refund cheerfully every penny if you are not more than satisfied—by filling out and mailing the order form.

The AMERICAN HOME, 251 Fourth Ave., New York, N. Y.





• Rid your dog of worms! Any puppy or dog can be safely wormed with Glover's Imperial Capsules, which expel Round (Ascarids), Hook and Whip Worms—ALL THREE are eliminated without danger of toxic poisoning or violent after effects. Only 25c (extra large box 60c).

#### At All Drug Stores

Get Glover's Imperial Capsules today—try them on your dog—if not entirely satisfied, send us the carton and your money will be refunded. Offer applies to Glover's Flea Killer, Glover's Mange Medicine, and other Glover's Dog Medicines.



Send today for booklet of Dog Pictures in color and 18 pages on the Care of Your Dog—also offer of FREE Veterinary advice!

**GLOVER'S**  
Imperial CAPSULES

H. Clay Glover Co., Inc., Dept. 3411  
460 Fourth Ave., New York  
Please send FREE booklet as advertised, and information regarding FREE Veterinary advice.

Name \_\_\_\_\_  
Address \_\_\_\_\_



### YOUR DOG NEEDS VITAMINS, TOO!

VITAMINS B<sub>1</sub> AND G PLUS EXTRA  
"SUNSHINE VITAMIN" D are vital to  
your dog's health . . .

For sturdy growth and vigorous health, your dog needs vitamins just as you do. Fleischmann's Yeast for Dogs is rich in Vitamins B<sub>1</sub> and G. It is the only dry yeast that contains an extra store of Vitamin D. Mix it with your dog's food regularly. Dogs like its flavor.



**Fleischmann's  
Yeast for Dogs**

in cans. Order several  
from your dealer today

CONTAINS VITAMINS B<sub>1</sub> • D • G

**DOOR-EASE**  
Stainless  
STICK LUBRICANT



EASES

STICKING  
WINDOWS!

Use DOOR-EASE on windows, doors and drawers that bind or squeak. Apply like a crayon. Clean, weather-proof, long lasting! — American Grease Stick Co., Muskegon, Mich.

MANY USES IN  
EVERY HOME

**DOOR-EASE**  
STAINLESS STICK LUBRICANT



## It Keeps the Rain Off


MR. AND MRS.  
EDWARD BURCHETT  
Bloomfield, Iowa

NOT long ago, an old farmer acquaintance asked where we lived now. When we told him the same place he said, "Still out there in the old man's barn? Oh, well, it'll keep the rain off!" By the "old man's barn" he referred to the family's garage.

With vast enthusiasm and manifold ideas, a collection of antique furniture and glass, a brick mason, a plumber, and a carpenter with the soul of a violin maker, we had converted one light, airy, basement stable, one ground or garage floor, and one large attic storage room into a livable, lovable home.

When the professional work was finished, we decided to complete the rooms ourselves, so we moved in, upstairs first, and worked down, finishing and furnishing as we came. We've never regretted that we left the big living room intact in its 22' x 33' glory, except for one corner we snagged for a kitchen, our own study in microscopia, done in white.

We used old furniture, chosen for color, sticking pretty much to cherry, pine, maple, poplar, and apple, and made sure that each piece deserved a place before bringing it in.



Beyond lies the kitchen, surprisingly convenient study in microscopia




Sure, it was only the garage, complete with folding doors and irresistible possibilities. And did we dramatize dormers!



Wherever possible we used exciting color. The living room walls are faintly yellow, the dormers opening from it, papered in brown flowered paper. The dusky pink of the scrubbed brick wall that rises like a wainscoting is a wonderful background for the honey-colored, unpainted pine mantel and its companion bookshelves.

Downstairs, the small square hall is white except for the elegant blue newel post, the blue hand-woven stair carpeting, and a red satin pad on the room's one chair. The Victorian dressing room, off the hall and leading into the bathroom, has wonderful, deep




We've a theory of antiques in relation to modern living



Some of our most prized possessions, old H and L hinges



The lavatory column is corrugated metal, painted blue!



brown walls that would make even El Greco jealous.

What was the basement stable is now the white brick and pine-paneled guest-game room. Our pièce de résistance here is the concert grand we couldn't move upstairs!

After little Peter's arrival, we added a blue and white nursery in the garage-floor of our house. Small but adequate, it is cheerfully juvenile with brightly colored books and assorted doll collection. There's linoleum on the floor.


So you've been upstairs and down again and by now you're convinced that we are fearfully pleased with ourselves . . . and we are. After all, it was only the garage!



PLANNED FOR



NOW WE ARE



## How to "round-out" the diet of a well fed dog!

Contrary to common belief . . . even "well fed" dogs need minerals and vitamins!

That's the very reason why you should feed your dog Milk-Bone Dog Biscuit! Milk-Bone will give him body-building minerals and FIVE Vitamins: A, B<sub>1</sub>, D, E, and G with milk • beef meat meal • yeast • fish liver oil • wheat germ • essential minerals . . . elements that help keep dogs sparkling-eyed, alert.



Firm and crunchy . . . Milk-Bone also helps dogs by furnishing important exercise to teeth and gums. Feed Milk-Bone to your dog regularly . . . Get a package from your dealer today!

SEND ME FREE MILK-BONE AND BOOKLET:

"How to Care For and Feed Your Dog"

(Please print. Paste coupon on penny postcard if you wish.)

NATIONAL BISCUIT COMPANY, 440 W. 14th St., N. Y. C., Dept. G-17

Name \_\_\_\_\_

Address \_\_\_\_\_

City and State \_\_\_\_\_



**Eaton's** FINE LETTER PAPERS



## Enjoy healthful humidity indoors

**MAKE** your rooms more lovely, life indoors more pleasant with these attractive enclosures that save walls and furnishings — quickly pay back their cost through less frequent redecorating. Abundant, healthful humidity to transform harsh dry air is provided by powerful, new, humidity booster. Lifetime construction. Installations everywhere. Select from many styles. Send 10¢ today for colorful catalog.

GARDNER MFG. CO., 4111 Kansas St., Noricon, Wis.



## Toss and Tumble... Cross and Grumble!



● How can you or your husband expect to have a sunny disposition and be up to par all day if your mattress does not give sleep a chance to perform its magic? Don't you know that mattress sagging may cause marital nagging?

### Sleep on OWEN hand-woven innersprings

Sleep away the day's fatigue and its cares in *complete, comfortable relaxation* on a mattress built around OWEN-WOVEN Innersprings. Hand weaving and interlocking of special lead-tempered steel springs are insurance against sagging, lumps, bumps and similar sleep disturbers. Look for the OWEN Quality Tag on the mattress you buy and enjoy better sleep.

The special spring units used in the Perfect Posture Mattress, designed and endorsed by Dr. Mattison, are also OWEN-made. In this mattress heavier springs support the center section of the body; medium springs are under the head and shoulders; lighter springs under the legs. Body support is equalized.

#### "How to Choose a Mattress"

#### "How to Choose Upholstered Furniture"

Send the coupon for either or both of these helpful books and name of nearest store where you can inspect Owen qualities.

*Send for free  
booklets*



Owen Silent Spring Company, Inc. (Dept. N)  
Bridgeport, Connecticut

Please send me:

- ☐ "How to Choose a Mattress"  
☐ "How to Choose Upholstered Furniture"

Name.....

Address.....

City.....State.....

Foam Mattress, U. S. Rubber Co.



Latex mattress is news! It's light, durable, odorless, cool in summer, and warm in winter



Simmons

For additional mattress information, send six cents for booklet. Address American Home, 444 Madison Avenue, New York, Department MM



Spring-Air



Serta



Courtesy Macy's Bureau of Standards

## Look OVER your mattress —not UNDER it!

Data taken from research by JULIETTA K. ARTHUR, New York City

**E**ASY lies the head on a good mattress label! That little tag is not attached to bedding for decoration, it's there for your protection. If you would be a happier and wiser consumer, learn what the label means and then buy accordingly. You will never regret it!

**Q.** Why does the label make any difference to the consumer?

**A.** It gives legal assurance that the article meets state requirements for sanitary materials and processes and was thoroughly inspected and made to government specifications. So look for the label first.

**Q.** Do all states have labeling laws and are they the same?

**A.** Thirty-six states and the District of Columbia have them, though they vary in different states. There is as yet no Federal control law.

**Q.** Is there any move toward getting Federal jurisdiction?

**A.** Yes, the Department of Agriculture is working with manufacturers, retailers, and consumers on uniform bedding and upholstery labeling laws.

**Q.** What if I live in a state that has no labeling law?

**A.** Inform yourself on what you should expect in a mattress, set up your own standards. Demand a written guarantee from the store that you're getting what you asked for in your mattress.

**Q.** Aside from law conformation, what makes a good mattress?

**A.** Equalized support, springs that won't lunge or squeak, pre-built border, ventilation in inner-spring types, firm handles, well-anchored upholstery, use of A-I material, and the government label firmly attached!





Ostermoor

Demarest photo

Q. What particular kind of mattress should one buy and from whom?

A. First-rate manufacturers have their own rigid testing laboratories. Here all the material that goes into their product is critically examined. They test the resiliency of horse hair, length of cotton staple, firmness of ticking, etc. Many stores have their own Bureaus of Standards which check these again. So buy the best at the most reliable store.

Q. What about the covering of mattresses? Is there a choice?

A. Eight-ounce ticking has been found to be most durable. Sateens and damasks must be tightly woven, unsized, and color-fast to be lasting.

Q. What types of mattresses are there to choose from?

A. COTTON FELT: good service at low price, should be 7" thick. (PLAIN COTTON: very cheap, temporary). KAPOK: low price, five-year life at most. INNERSPRING: quality varies with quality of wire, number of turns of wire or coils; good buy varies between 250 and 360 coils; padding of felted cotton, sisal quilted or felted with cotton, horse hair or mixture (like 75% horse hair, 25% cotton felt). HORSE HAIR: best grade filled with curled mane hair, about \$150, lifetime service. RUBBER FOAM: long lasting, buoyant support, will not pack or sag.



Owen Silent Spring

The protecting layer of inner-springs is important. Cotton felt is desirable but you may find sisal or rubberized hogs-hair pads in many models

In the spring, a mattress is fancy. Hand-tied coils are preferable. Here lie stability and wearability



"Let's sleuth on 'em!"



THESE OLD-TIME COOKS aren't magicians! But there's *some* reason why their cakes look and taste like something made in heaven. Why are their cakes so light, so fine-textured, so tender, and so *extra* delicious in flavor? In all probability, one peek at one of them at work will give you the answers!



NOW LISTEN, YOUNG LADY! If you bake cakes, you probably use a special cake flour. Well—use a special baking powder, too. Use *Royal*! Royal has been the good cook's stand-by for more than four generations. You see—ordinary baking powder may be all right for ordinary baking. But light, moist, fine-textured cakes need a special leavening action to bring out the best in them. Use *Royal*—it's the special baking powder for cakes!

IMPORTANT!

The standard proportions for all cake recipes in *The Boston Cooking School Cook Book*—the most widely used cook book—are based on cream of tartar action! Royal is the *only* cream of tartar baking powder sold nationally—the good cook's favorite for more than four generations!

**THE SPECIAL BAKING POWDER FOR CAKES..**

*Because* it's made with wholesome cream of tartar, a product of rich, ripe grapes. Royal makes cakes with a soft, fine texture that keep moist and fresh and flavorful for days.



**FREE!** The Royal Cook Book. Write to Royal Baking Powder, Dept. D, 691 Washington Street, New York City. The *sure* way to fine cakes is Royal Recipes and Royal Baking Powder!



# This month's party



F. M. Demarest

Spode china, International silver, Duncan and Miller glassware from B. Altman & Co.

## GOURMET'S THANKSGIVING DINNER on a poor man's budget



We all chip in to pay Mary, the maid who comes for the day. She finishes preparing dinner, serves, and washes the dishes, while everyone has a wonderful family reunion—MRS. ROBERT H. PEDDYCORD, Pasadena, Calif.

**T**HIS Thanksgiving, more than any other, we hope you have a real family reunion—Pattie, who still has her hair in pigtails, dear Grandma Brooks, Cousin Bill home from camp, and Jane and Jim, who were married last summer. That's the way it should be, and with the finest dinner you can serve set out on the Sunday-best cloth that's been in the family for all these years.

And so we planned a gourmet's turkey dinner on a poor man's budget, a dinner for *everyone* to remember. We could have found a substitute for turkey, of course, but we have yet to find a substitute as good as the real thing, and think Thanksgiving is no time to tamper with second best. We kept the traditional spirit and menu, and worked out a plan with a firm hand on the purse that has to pay the bill.

The turkey to buy is a good big one, so a high percentage of your money won't go for bones that contribute as much to the butcher's scales as do white meat and drumsticks. We bought a twelve-pounder, dressed, to serve eight for Thanksgiving dinner and the regulation family of four at two other dinners over the week end. For the gala occasion it's stuffed to bursting with the best dressing we ever ate three helpings of (oysters, sweet



If you haven't directions for making the rye-crisp cart centerpiece, write Dept. B1, enclosing addressed, stamped envelope



*Remember -  
the name's  
Del Monte!*



*How will you serve this tropic sunshine tonight?*

With the meat?—why not! No need to tell you how good these juicy Del Monte slices taste with ham, chops, meat loaf or roast! Pan-fry or broil them. Just the kind of sunny goodness any cold-day menu needs!

Dessert?—you can't beat Del Monte Pineapple *there*, either. By itself or in treats like upside-down gingerbread. Can't you just see your family go for those tart-sweet slices—glazed and golden! Mmmm!

Or, if you'd like a sunshine salad—again, Del Monte Pineapple can fix you up in a hurry. Combine it with cottage cheese, shredded carrots or stuffed eggs. Adds vitamins and minerals—along with its own delightful zest.

Just one suggestion. To be sure of getting exactly the fine tropical flavor you want—ask for Del Monte Pineapple every time! Six handy styles—Sliced, Crushed, Chunklets, Bars, Tidbits, Juice.

*A sip o' sun for everyone—golden, natural Del Monte Pineapple Juice. Unsweetened—packed Del Monte's flavor-saving way!*



*Many Del Monte Foods  
now packed in both  
cans and glass.  
Both the same quality.*

**Del Monte  
Pineapple**

FOR THE LAST WORD IN SUN-RIPENED GOODNESS





# DELICIOUS, NUTRITIOUS Karo Desserts Cost less than 4¢ a serving

## BROILED GRAPEFRUIT

Wash 4 grapefruit. Cut in halves. Loosen sections with knife. Cut 4 Maraschino cherries in halves—4 in narrow strips. Place cherry halves to centers of grapefruit, use strips to outline segments. Measure out ½ cup KARO (red label) and brush tops of grapefruit with the syrup. Broil slowly 20 minutes—until brown. Makes 8 servings—Less than 4¢ a serving (in season).

## KARO GLAZED APPLES

Wash and core 8 medium sized apples. Do not peel. Place in saucepan; add 8 whole cloves, 1 piece stick cinnamon, 1 ½ cups water and ¾ cup KARO (red label). Cover, and cook very slowly for one hour, or until tender. Makes 8 servings—Less than 3¢ a serving.

**MOLDED CHOCOLATE RICE**  
First. Steam ¾ c. rice until soft. Next, Heat 1 c. milk, ½ c. KARO (red label), ½ tsp. salt, 4 tbsp. sugar in top of double boiler... Add rice and cook for 10 minutes. Cool; add 1 tsp. vanilla, 1 tbsp. orange juice, ½ tsp. grated orange rind. Then Melt 2 squares unsweetened chocolate; add 1 tbsp. sugar, 2 tbsp. KARO (red label), 2 tbsp. water. Blend well... Fill individual cooled molds—alternating a spoonful of chocolate mixture and a spoonful of rice mixture. Makes 6 servings—Less than 3½¢ a serving.

## KARO COTTAGE PUDDING

Combine 1 c. KARO (blue label), ½ c. sugar, 1 tbsp. cream, ¼ tsp. salt, ¼ tsp. vanilla... Cook 5 minutes; remove from heat; add 1 tbsp. butter, and stir until dissolved. Pour over eight squares of plain, "one-egg" cake. (There's a good recipe in "KARO KOOKERY")... Cost of cake and KARO Sauce less than 4¢ a serving.

## There's Flavor Plus Food Value in these Tempting Desserts

MOST desserts look good, taste good—but what about their food value? Karo supply substantial food energy. For there's DEXTROSE in Karo Syrup. And Dextrose is food-energy sugar. That's why the Quints have thrived on this fine syrup.\* Karo may be served in many, many ways other than desserts. And you'll always enjoy its fine flavor—and benefit by its food value. You'll find a variety of exciting Karo recipes in "KARO KOOKERY", a beautiful new cookbook. All the recipes are easy to make, economical. The coupon below will bring your copy free—postpaid. \*Dr. Dafoe says: "Karo is the only syrup served the Dionne Quintuplets. Its maltose and dextrose are ideal carbohydrates for growing children."

World Copyright 1941  
King Features Syndicate



**YVONNE**  
likes Karo spread  
on bread...Every-  
body does!



**ANNETTE**  
prefers Karo on  
applesauce...Says  
it's wonderful!



**CECILE**  
enjoys Karo on  
French toast. Your  
family will, too!



**EMILIE**  
dotes on Karo  
Butterscotch Sauce  
on Cottage Pudding!



**MARIE**  
finds Karo delight-  
ful sweetening for  
fruit juices...Try it!



Rich in Dextrins,  
Maltose and  
Dextrose

KARO IN GLASS IS THE SAME DELICIOUS SYRUP YOU'VE  
ALWAYS ENJOYED...SAME PURITY, BODY, FINE QUALITY.

**Free!**

CORN PRODUCTS SALES CO., P.O. Box 171  
Trinity Station, New York, N. Y.—Dept. A11

Please send me my copy of "KARO KOOKERY"  
without cost or obligation.

NAME \_\_\_\_\_

STREET \_\_\_\_\_

CITY \_\_\_\_\_ STATE \_\_\_\_\_



Karo is sold  
by grocers  
everywhere

Rich in Dextrins,  
Maltose and  
Dextrose



potatoes, and sausage do the trick), and served on a silver platter that looks properly elegant and is big enough to allow for any carving slips the man of the family just might make.

What to do with the turkey that's left is this month's inspiration, and we guarantee that you'll enjoy every bit of it if you'll just co-operate on this one suggestion: *put it away*, in a secret hiding place if possible, so the family can't nibble at it between meals and around midnight! If they don't see it every few hours or so, they'll never recognize it at dinner three days later. We know how to use it, right down to the skin and bones the third time, and we have so glamourized the recipes that they're *not* boring and even you may not recognize the dear old bird.

Along with it go the traditional onions (cheap to buy, but done up "in the Brazilian manner," as you'll see on the recipe card); broccoli puréed,

using every inch from stem to flower, seasoned with spice to tickle the tongue of the gourmet, and trimmed up with chopped nuts; turnips; and a hominy soufflé that is almost as light and free as air. The last is also a welcome change from mashed potatoes, and is rich in health-making elements. Just don't eat so much that you haven't room for our wonderful pumpkin ice cream—which, by the way, slips down more easily than pie after a big meal. It's another of Herman Smith's wonderful food ideas.

All of which delectable food is positively packed full of vitamins, without at all smacking of "health and diet" and "a man is what he eats," and so forth. They're there, but you love them! And for the benefit of the dear little small fry, we double-checked the menu to be sure they could eat everything on the table without one word from mama to spoil the fun. Probably they will think they're having a field day, and not at all suspect


F. M. Demarest

Recipe printed on back of each photograph

● apple cider frappé



● Thanksgiving dinner (gourmet's menu)



● hominy soufflé



● spiced puréed broccoli



● onions Brazilian



● pumpkin ice cream





## ● pumpkin ice cream

Preparation time: 2 hrs.

- 1½ cups sugar
- 2 tsp. cornstarch
- 1 tsp. cinnamon
- ¼ tsp. nutmeg
- ½ tsp. salt
- 1½ cups canned pumpkin (or squash)
- 1 can (13 oz.) evaporated milk (scalded)
- 2 tsp. gelatin
- ¾ cup cold water
- 4 egg yolks, beaten
- 2 tsp. preserved orange peel
- 1 cup whipping cream

COMBINE sugar, cornstarch, spices, salt, and pumpkin. Add milk and cook in top of double boiler until thick. Remove from heat, add gelatin dissolved in water, stir well, and add egg yolks and orange peel, which has been chopped very fine. Blend well and cool. Fold in cream, which has been whipped until it holds its shape but is not stiff. Freeze in large refrigerator tray; stir once when beginning to set. Serves 8. 305 cal. per serving. \*Cost: 37¢.

This adds the light touch after a big feast and preserves the old custom of a pumpkin dessert to top off the holiday meal.

Recipe submitted by

HERMAN SMITH

Tested in

THE AMERICAN HOME KITCHEN

## ● onions Brazilian

Preparation time: 55 min.

- 8 large flat onions
- Turkey liver
- 2 tbsp. melted butter
- 1 cup (fresh) bread crumbs
- ½ tsp. salt
- ¼ tsp. pepper
- 1 egg, beaten
- ½ cup brown sugar
- 1 tbsp. butter

PARBOIL onions until tender (about 20-25 min.). Force out centers and chop. Make forcemeat of turkey liver, which has been cooked 30 min. in roaster with turkey. Combine with melted butter, bread crumbs, salt, pepper, and centers of onions. Stuff shells. Brush tops and bottoms of onions with beaten egg to glaze them so stuffing will not fall out. Put in buttered dish, sprinkle with brown sugar, dot well with butter, and bake in moderate oven (375°F.) for 20 min., or until butter and sugar caramelize to golden brown.

These onions are easy to serve and are grand for buffet service, too. Serves 8.

148 Cal. per serving. \*Cost: 51¢

Recipe submitted by

HERMAN SMITH

Tested in

THE AMERICAN HOME KITCHEN

## ● spiced pureed broccoli

Preparation time: 40 min.

- 2 bunches (3 lb.) broccoli
- ½ tsp. salt
- ¼ tsp. black pepper
- 1½ tsp. butter
- ¾ tsp. nutmeg
- 1 tsp. lemon juice
- ¼ cup chopped pecans

WASH broccoli and cook in boiling salted water until tender (about 25 min.). Drain and put through food mill or chopper until very fine. Add salt, pepper, butter, nutmeg, and lemon juice. Add more or less seasoning according to individual taste. Place in serving dish and garnish with nutmeats. Preparing broccoli like this lessens waste. The flowers and stalks are equally good. Serves 6-8. 118-157 cal. per serving. \*Cost: 37¢

Recipe submitted by

HERMAN SMITH

Tested in

THE AMERICAN HOME KITCHEN

## ● hominy soufflé

Preparation time: 2 hrs., 10 min.

- 1 cup milk
- 1 cup water
- ½ cup hominy grits
- 2 tsp. melted butter
- ¾ tsp. salt
- 3 egg yolks, well beaten
- 3 egg whites, well beaten

SCALD milk and water in top of double boiler. Add hominy grits, stir until thickened, and cook for 1 hour. Cool, add butter, salt, and egg yolks. Blend and then gently fold in stiffly-beaten egg whites. Pour into well-buttered casserole and bake in moderately slow oven (325°F.) for 45 min. This dish is a very economical complement for meats. It has a marvelous flavor which will be relished by all. Serves 6-8. 107-145 cal. per serving. \*Cost: 18¢

Recipe submitted by

HERMAN SMITH

Tested in

THE AMERICAN HOME KITCHEN

## ● pilgrim wild turkey stuffing

Preparation time: 40 min. to make dressing, stuff turkey, and truss

- 1 lb. fresh lean pork (ground)
- 2 tbsp. shortening
- 1 large onion, minced
- 4 cups grated sweet potato (raw)
- 1 cup bread crumbs (toasted, not too fine)
- 2 dozen oysters
- ¼ tsp. sage
- ¼ tsp. marjoram
- ¼ tsp. thyme
- 2 tsp. chopped parsley
- 1 tsp. salt
- ½ tsp. black pepper

COOK pork slowly in shortening for about 10 min. Add onion and potatoes. Cook 10 min. longer over low heat. Add bread crumbs, oysters which have been cut in half, herbs, and seasonings. Stuff lightly into the cavity of turkey, which has been rubbed with salt and pepper. Truss turkey for roasting. Baste frequently with the following:

- 1 cup orange juice
- ½ cup butter or substitute
- ½ cup water
- 1 tbsp. paprika

Heat orange juice, butter, water. Beat well, add paprika. Keep hot for basting. For a 10 to 16 lb. turkey, roast in a moderately slow oven (325°F.), allowing 18 to 25 min. per lb., according to degree of doneness desired. Allow ¾ lb. of turkey per person. A 12-lb. turkey serves 8, and leaves enough for left-over turkey recipes.

Estimated calories for turkey & stuffing: 424.

Submitted by HERMAN SMITH

Tested in THE AMERICAN HOME KITCHEN

## ● apple cider frappe

Preparation time: 1 hr. 30 min.

- ¼ cup sugar
- 2 cups cider
- 6 whole cloves
- 1 stick cinnamon (2")
- 6 or 8 large red apples

DISSOLVE sugar in cider; add cloves and cinnamon and bring to the scalding point. Cool. Strain and freeze to a mush in refrigerator. Stir once to prevent large ice crystals from forming. Hollow out apples carefully with apple corer and spoon. Cut around edges. Chill and serve cider in them. Serves 6-8.

Note: Do not throw apple pulp or shells away. If shells are not eaten, wash, add pulp and make apple sauce or butter from them. 146-182 cal. per serving. \*Cost: 41¢

Recipe submitted by

HERMAN SMITH

Tested in

THE AMERICAN HOME KITCHEN

# IDEA!

FOR BLACK-AS-MIDNIGHT  
WITCH AND CAT FAVORS

HERE they are, the most amusing "spooks" we ever hope to see on a dark Halloween. Curtiss Sprague, their designer, tells how to make them. The cat's eggshell head is painted black, its large end cemented to the small end of the body. Whiskers are



\*Based on average New York City prices

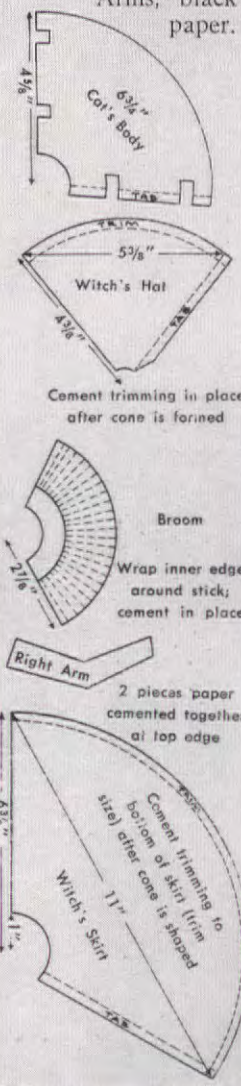
Photograph printed on back of each recipe



white broom straws, eyeballs painted green, mouth red. Use compass and ruler to draw body parts on heavy black drawing paper, then cut them out. Bend body to form a cone, cement together, put disc on large back end of cone. Back legs are longer than front, paper rolled around a pencil and cemented to form cylinders. Tail is  $\frac{1}{4}$ " strip of paper curled around pencil or in your fingers, then applied. Base is  $3\frac{1}{2}$ " bristol board circle.

The witch's skirt, peplum, and top of dress work on same cone-shape principle, with cones of varying sizes. Her egg-shell head is painted pink, small end cemented to edges of hole in "doughnut" collar. White yarn hair straggles down under pointed hat with cemented-on brim. Nose is cardboard, eyes and mouth painted.

Arms, black paper.



## WEDNESDAY:

**P**UT house in order. . . Prepare cranberry sauce, stuff turkey and truss ready for baking. . . Prepare pumpkin ice cream and cider frappé, place in freezing trays. . . Prepare simple oven dinner and cook it while you relax having your hair "done." Make centerpiece. Set table, get out serving platters, etc.

## THURSDAY: One o'clock dinner

7:00—Remove turkey from refrigerator

7 to 9—Serve light breakfast, tidy bedrooms and bath

9:00—Put turkey in oven, app. 5 hours

9 to 10—Prepare vegetables for cooking and put fruit in cart on table

Cook broccoli and purée or chop

10:00—Cook hominy grits, 1 hour

10:50—Cook onions, 25 min.

10:55—Make apple shells, 15 min.

10:50—Stuff onions and mix hominy soufflé, 15 min.

11:15 to 12:15—Rest and dress for dinner, 1 hour

12:15—Put hominy soufflé in oven, 45 min. Recheck table, serving dishes, 10 min.

12:25—Cook turnips, 25 min.

12:55—Bake onions. Prepare coffee

12:55—Heat broccoli, whip cream for turnips, put cranberry sauce in serving bowl, and put on the table

12:45—Take up vegetables and turkey and keep in warm place

12:55—Put frappé in apple cups, put on table; dinner is served.

## • moderate-cost dinner turkey Santiago

Turkey Santiago

\*Baked Potato & Spinach

Fresh Vegetable Salad

Whole Wheat Bread

Beverages

\*Orange Tapioca Pudding



## • low-cost dinner cranberry-turkey mold

Cranberry-turkey Mold


\*Rice in Pimiento Cups

Whole Wheat Muffins

\*Steamed Brown Pudding

Sunshine Sauce

Beverages



## • dinwiddie pudding (bridge dessert)



## • Thanksgiving week-end schedule



Here's a dependable remedy—Arm & Hammer, or Cow Brand, Baking Soda, classified as pure Bicarbonate of Soda by the American Medical Association Council.



Arm & Hammer, or Cow Brand, may be confidently used in any treatment that calls for Bicarbonate of Soda. A paste will ease the pain of minor scalds and burns.



It is an excellent cleansing gargle, and an effective relief from hyperacid types of indigestion. The beauty is that our Baking Soda costs but a few cents a package.



**ARM & HAMMER**  
**or COW BRAND**  
BICARBONATE OF SODA  
**BAKING SODA**

CHURCH & DWIGHT CO., Inc.  
10 Cedar Street, New York  
Please send me Free Book, describing  
uses of Baking Soda, also a set  
of Colored Bird Cards.

Name \_\_\_\_\_ W-28  
Street \_\_\_\_\_  
City \_\_\_\_\_ State \_\_\_\_\_

(Please print name and address)





This is the brand  
that's  
Guaranteed  
Fresh!

For breakfast—  
spread on toast or waffles  
—it gets a big hand



## AMBERNUT Kernels

Now  
Available  
both whole  
and chopped

America's own Ambernut—the choicest nut you ever ate—the symbol of gracious hospitality—is now available in both the whole and chopped kernels. The whole kernels are toasted and salted. The chopped kernels, for cake, nut bread, ice cream topping, candies, etc., are toasted and chopped only.

At fine-food stores or send \$1 for 8-oz. tin of Ambernut kernels and 3½ oz. jar of Chopped Ambernuts and recipe folder. North Pacific Nut Growers, Dundee, Oregon, U. S. A.

## AMBERNUTS

Symbol of Gracious Hospitality

## Pearce all wool Blankets

Pearce Blankets have the appearance and the feel of true quality... Close, even weave... Deep downy nap... Beautiful new colors... Exquisite finish.  
At Better Stores \$6.95 to \$15.95



PEARCE MANUFACTURING CO.  
AMERICA'S OLDEST BLANKET MILL  
LATROBE, PA.



## • Thanksgiving week-end schedule



### FRIDAY:

Menu—Baked whitefish, simple vegetable dishes, fresh fruit for dessert. Get house in order, check food supplies, make market orders. Remove meat from turkey to be used for Saturday and Sunday dinners. Prepare cranberry mold and steamed pudding for Saturday.

### SATURDAY: Low-cost menu—turkey left-over

Daily routine... Steam rice and stuff pimiento cups. Measure for muffins... Finish meal preparation 20 to 30 minutes before serving... Prepare orange tapioca pudding for Sunday dinner.

### SUNDAY: Moderate-cost menu—turkey left-over

Daily routine... Make turkey Santiago... Prepare potatoes for baking (use canned spinach)... cut vegetables for salad. Have an easy day and enjoy a good rest.

### • turkey Santiago (left-over)

Preparation time: 40 min.

- 1 small onion, chopped
- 1 green pepper, chopped
- 2 tbsp. shortening
- 2 cups ground turkey and stuffing
- 2 dozen seedless raisins
- 2 hard-cooked eggs, sliced

- ½ cup ripe olives, sliced
- Salt and pepper
- 1 tsp. Kitchen Bouquet
- Left-over turkey gravy
- 1 pie crust

**C**OOK the onion and pepper in shortening until tender but not brown and add to turkey, raisins, eggs, and olives, with salt and pepper to taste. Put in oiled baking dish. Add Kitchen Bouquet to gravy and pour over other ingredients (if you have no left-over gravy, make a white sauce with 2 tbsp. butter, 2 tbsp. flour, and 1 cup of water, in which a chicken bouillon cube has been dissolved). Put a rich pie crust over top and bake in a hot oven (450°F.) for 20 min. or until crust is slightly browned.\* Serves 4-6. 514-470 cal. per serving. Approximate New York City cost, 51¢ (left-over turkey not included).

Recipe submitted by  
HERMAN SMITH

Tested in  
THE AMERICAN HOME KITCHEN

\* This is a good way to serve turkey left-overs in a disguised form.

### • cranberry turkey mold (left-over)

Preparation time: 1 hr., 30 min.

- 1 tbsp. gelatin
- 2 tbsp. cold water
- 2 cups turkey broth

- 1 tsp. grated onion
- Salt
- Pepper

- 1 cup finely-chopped celery
- 2 cups minced turkey (use skin and meat left on bony structure)

**S**OFTEN gelatin in cold water and dissolve in hot turkey broth (made from boiled and strained turkey bones). Add onion and seasonings to taste; cool until slightly thickened. Fold in remaining ingredients and fill large oiled mold half full. Chill until firm. Meanwhile prepare second layer:

- 1½ cups sugar
- ¾ cup water
- 4 cups (1 lb.) cranberries
- 1 stick (2") cinnamon

- 6 whole cloves
- Grated rind of 1 orange
- 1 tbsp. gelatin
- 2½ tsp. cold water

- ½ cup finely diced apple
- ½ cup chopped nutmeats (try Brazil nuts)

Dissolve sugar in water; bring to boiling point, add cranberries, spices, orange rind. Cook slowly until cranberry skins pop open. Put through fine sieve. Soften gelatin in cold water and dissolve in hot cranberry mixture. Cool. When slightly thickened, fold in apples and nuts; pour in mold on top of congealed turkey mixture. Chill until firm. Unmold on lettuce, serve with mayonnaise blended with whipped cream and seasoned lightly with horseradish. Garnish with strips of pimiento and green pepper. (If this much turkey is not left over, this recipe may easily be cut in half.) Serves 6-8. 577-500 cal. per serving. Approximate New York City cost, 45¢ (left-over turkey not included).

Tested in THE AMERICAN HOME KITCHEN

### • dinwiddie pudding (bridge dessert)

Preparation time: 3½ hrs.

- 1¼ cups seeded raisins
- 1½ cups seedless raisins
- 1½ cups currants
- 1½ cups mixed citron, lemon and orange peel
- 1 cup blanched almonds, shredded and toasted
- 1 cup black walnuts
- 1 lb. chopped kidney suet

- 4 cups fresh bread crumbs
- 2 cups sifted flour
- ½ tsp. baking soda
- 1 tsp. baking powder
- 2 tsp. salt
- 2½ tsp. cinnamon
- 2½ tsp. nutmeg
- 2½ tsp. mace
- ½ tsp. ground cloves

- ½ tsp. ginger
- 1 grated lemon rind
- 1½ cups light brown sugar
- 6 eggs, well beaten
- ½ cup scalded milk
- 1 cup molasses
- ¾ cup brandy
- ¼ cup rum

**F**LOUR fruit and nuts lightly to keep them from sticking together. Rub suet together with bread crumbs. Sift flour, baking soda, baking powder, salt, and spices together; mix well with suet, crumbs. Add sugar, fruits, chopped nuts. Beat eggs until light, add cooled milk, gradually mix with fruit mixture. Add other liquids during mixing. Use strong spoon and turn over and over to get it mixed. Pour into two well greased molds, cover with parchment paper, steam for 2½ hours. Pudding will keep for weeks if wrapped in cheese cloth soaked in brandy and stored in a cool place. Re-steam and serve hot with your favorite hard sauce or with sterling sauce:

- ½ cup butter
- 1 cup brown sugar
- 2 tbsp. cream
- 1 tsp. vanilla

Cream the butter. Add the sugar gradually and continue creaming. Stir in cream and vanilla. Serves 20-30. Approximate New York City cost, \$2.17.

Submitted by ELIZABETH A. RIDLEY

Tested in THE AMERICAN HOME KITCHEN

## 4 fish recipes—



Fish is good!



Fish is cheap!



Rich in health-  
giving elements!





—all  
headliners



Eat fish early in  
the week, too—  
prices are lower  
then . . . . .




Quick and easy  
to prepare!



To prevent any  
odor of raw fish  
from "clinging"  
to the hands—  
cleanse them with  
warm water and  
salt . . . . .


Helen M. Chelland sketches



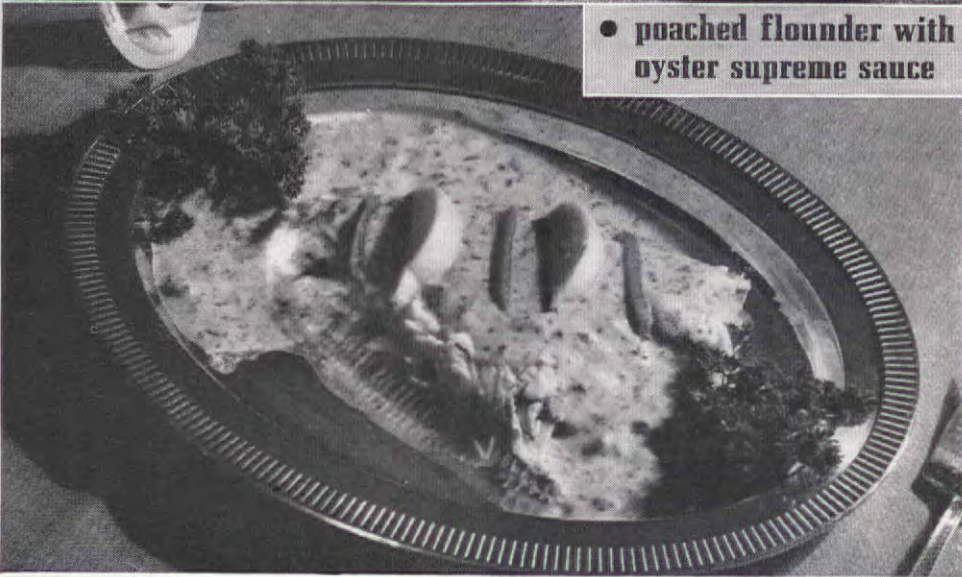
• salmon-potato casserole  
("quickie")



• baked whitefish with  
spiced tomato sauce



• finnan haddie



• poached flounder with  
oyster supreme sauce

F. M. Demarest

Recipe printed on back of each photograph

SO EASY TO GET

# EXTRA IRON

IN THESE  
DELICIOUS  
FOODS



MOLASSES MILK SHAKE—Mix one or more tablespoons of Brer Rabbit Molasses with a glass of milk.



THE CHILDREN'S EYES SPARKLE when mother bakes fragrant, spicy gingerbread.

**Brer Rabbit Molasses**  
is one of the richest  
known food sources  
of available iron

Children love this "good-to-eat" way of getting extra iron. And mothers love its ease and economy.

Brer Rabbit Molasses is easy to buy . . . inexpensive. And scientific tests prove it is second only to beef liver as a rich food source of iron. None of Brer Rabbit's iron-richness is lost in cooking.

**Brer Rabbit New Orleans Molasses** comes in two flavors: Green Label, a dark, full-flavored molasses; Gold Label, a light, mild-flavored molasses.



**FREE** Cook Book with over 100 ways to use molasses. Also pamphlet on children's iron needs.

Penick & Ford, Ltd., Inc., New Orleans, La., Dept. AF11-1

Please send me free copies of Brer Rabbit's "Modern Recipes for Modern Living" and "Something Every Mother Should Know."

Name \_\_\_\_\_  
(Print name and address)

Street \_\_\_\_\_

City \_\_\_\_\_ State \_\_\_\_\_





## First Aid For Ailing Menus

Why waste time wracking your brain for dinner and luncheon ideas when this sparkling collection of new recipes is ready and waiting? Here is something new, something easy to make, something everybody will like!

### The Editor's FAVORITE RECIPES

344 of the really choice recipes, which were brought back from all the food-famed sections of America after a long and careful search by our traveling editors, have been gathered together in this outstanding collection. Each has been thoroughly tested for its wholesomeness, ease of making and delicious flavor by the famous AMERICAN HOME Testing Kitchen. Each has been given the Kitchen's unqualified approval.

There are delightful, new, tasty ideas for beverages, breads and muffins, delicious desserts, eggs, fish, hors d'oeuvres, all kinds of salads, sauces, soups and vegetables like those right from the garden.

And now all these choice recipes are presented in a way that is really a masterpiece of utility. Each is printed in a handy file size (3 x 5) and each has on its reverse side a photograph of the finished "dish." Whether you want a recipe for breakfast, for lunch or dinner, the Editor's Favorite Recipes will serve you something new and delightful.

Order your set of Editor's Favorite Recipes today. They cost only 50c which we guarantee to refund if you are not entirely satisfied.

### The AMERICAN HOME

251 Fourth Ave. New York, N. Y.



### ● salmon-potato casserole (quickie)

1 can (16 oz.) red salmon  
1 can (10½ oz.) potato soup, condensed  
½ cup evaporated milk  
¼ tsp. celery salt  
⅓ tsp. black pepper  
1½ biscuits of shredded wheat  
1 tbsp. butter

Preparation time: 15 min.

**D**RAIN salmon, remove dark skin and bones, and break into 1" pieces. Heat potato soup with milk, salt, and pepper. Add salmon. Pour into a well-greased casserole. Cover with shredded wheat which has been broken into shreds. Dot with butter and place under the broiler for a few minutes to brown. Here is a casserole dish your guests will relish more than one that has taken an hour to prepare. The flavor is excellent and the shredded wheat adds just the right crunchiness. Serves 3-4.

568-487 cal. per serving. \*Cost, 48¢

Tested in  
THE AMERICAN HOME KITCHEN

### ● baked whitefish with spiced tomato sauce

2 two-lb. whitefish (4 lbs.)  
1 chopped green pepper  
1 clove garlic  
1 onion, chopped  
4 tbsp. butter or salad oil  
¼ tsp. ground cloves  
1 tbsp. chopped parsley  
1 can (No. 2½) tomatoes  
Salt  
Pepper

Preparation time: 1 hr.

**C**LEAN whitefish and remove scales by scraping them with a dull knife. Rub salt and pepper on the inside of the fish. Tie fish with string to keep them from falling apart while baking. Brown pepper, garlic, and onions in butter or oil. When brown, add cloves, parsley, and tomatoes and bring to a boil. Place fish in well-greased baking dish and pour sauce over them. Salt and pepper to taste. Bake for 35 min. in a moderate oven (375°F.) or until done. Baste often. When baked, place on platter and remove strings. Pour sauce over them and garnish with lemon slices. Serves 4-6.

470 to 705 cal. per serving. \*Cost, \$1.25 to \$1.55

Tested in  
THE AMERICAN HOME KITCHEN

### ● finnan haddie

2 lbs. finnan haddie fillet  
12 small white onions (size of walnut)  
1 small green pepper (in thin slices)  
1 tbsp. butter  
4 tbsp. butter  
2 tbsp. flour  
1 can (13 oz.) evaporated milk  
½ tsp. salt  
1 tbsp. butter  
Cream  
Black pepper  
Paprika  
1 tbsp. chopped parsley

Preparation time: 45 min.

**P**OACH haddie about 15 min., or until tender, and flake the fish. Cook onions until tender. Cook green pepper slightly in 1 tbsp. butter. Make white sauce of 4 tbsp. butter, flour, milk, and salt. This should be about the consistency of cream. Arrange flaked fish, onions, and green pepper in a greased, shallow casserole. Cover with hot white sauce and add enough cream to fill dish. Dot with remaining butter and sprinkle with black pepper, paprika, and parsley. Place under broiler to heat and brown the top. Serves 4-6.

581-572 cal. per serving. \*Cost: \$1.25

Recipe submitted by  
MILDRED SQUIRE

Tested in  
THE AMERICAN HOME KITCHEN

### ● poached flounder with oyster supreme sauce

1 flounder (1 to 1½ lbs.)  
1½ qts. water  
1½ tsp. salt  
1 tbsp. lemon juice

Preparation time: 20 min.

**C**LEAN flounder and remove head and tail. Combine water, salt, and lemon juice and bring to boiling point. Immerse flounder in boiling water, cover, and simmer until tender (about 10 min., according to thickness). Drain. Remove skin; bone and place on hot platter. Meanwhile make:

**oyster-supreme sauce**  
⅓ cup chopped oysters with liquor  
1 tbsp. butter  
2 tbsp. chopped parsley  
1 can (10 oz.) cream of mushroom soup  
1 tbsp. chopped pimiento  
¼ tsp. black pepper  
¼ cup cream  
1 tbsp. sherry (optional)

Cook oysters in the melted butter until the edges curl. Then add the chopped parsley, oyster liquor, cream of mushroom soup, pimiento, black pepper, and cream. Heat to the boiling point. Add the sherry at the last and pour the sauce over the poached flounder. Garnish with lemon wedges dusted with paprika. A good way to use a cheaper fish. Serves 3-4.

245-510 cal. per serving. \*Cost, 54¢

Tested in THE AMERICAN HOME KITCHEN

## MAJOR & minor

A tea kettle that  
can also be used  
for a sauce pan.  
A lid that stays  
on while you pour  
Pyrex



Nylon bottle and  
jar brushes are  
something new and  
useful. The bristles  
will not mat down  
Kellogg



Cranberry flakes  
simplify cooking!  
Takes only 1/10 lb.  
for 2½ lbs. jelly  
Colley Cranberry Company



Black Bean and  
Potato Soup are  
grand new items  
made by Campbell





Curved Nylon brush plate scraper clears the plate with one swipe. Good for silver, too, for it does not scratch



**MAJOR  
& minor**

A. G. Jacobus Sons

Bowl and nail brushes of Nylon absorb very little moisture and give it up like a flash



Waldan Greenery

Vin-Spray, a non-drip device for using oil or vinegar



Kellogg

"Iron-On" binds edges of rugs, repairs book bindings, or whatever



Harker Pottery

Casseroles in Cameo Ware are smart in design and heat-proof, cold-proof, acid-resisting

Mixing bowls of Red Wing Pottery come in delightful colors such as green, blue, coral, ivory



Gilman B. Smith & Company

Zipper top, volcano bottom for safe rubbish burning

Bellaire Enamel  
Seamless, easy-to-clean bread box of porcelain enamel with rounded corners. No place for musty, stale crumbs  
Hanson





Union Steel Products

Do you recognize one of your favorite starches — "Lin-it" — in its new blue and white package?



United China Relief

Amusing as only Disney could make them, mushroom-boy pottery salt and pepper shakers



Eastman Kodak

A smart acetate cover keeps dust from your mixer

This household scale is a handy shape and requires small storage space

**TWIN  
NEWS!**

*Softer  
Than Ever!*

*Softie*

*Toughie*



**And Famous Twin-Quality  
ScotTissue Sells at  
Lowest Price in Years**

IT sets a new standard for your toilet tissue—this new and softer ScotTissue. Because you get this luxurious extra softness plus a saving in cost.

Yet, ScotTissue's wonderfully improved softness is achieved without sacrifice of its twin quality—toughness. 1000 strong, individual sheets to a roll. Fewer sheets are needed . . . the roll lasts longer.

Ask your dealer today for three rolls of ScotTissue.

Copyright, 1941, Scott Paper Co.



*Soft* FOR COMFORT *STRONG* FOR SECURITY



**YOU'RE RIGHT  
SANI-FLUSH DOES A JOB  
NO WOMAN LIKES TO DO**



No woman likes to scrub a toilet bowl. Yet it must be spotlessly clean and sanitary. Let Sani-Flush remove rust, stains and incrustations through chemical action! Works quickly and easily. Even cleans the hidden trap.

Use Sani-Flush twice a week. It cannot injure plumbing connections or septic tanks. (Also cleans out automobile radiators.) Directions on the can. Sold everywhere—10c and 25c sizes. The Hygienic Products Company, Canton, Ohio.



**FOR 29 YEARS  
SANI-FLUSH HAS  
CLEANED TOILET BOWLS  
WITHOUT SCOURING**

**SELL LEADING RELIGIOUS CARDS**

Growing demand for religious Christmas cards. Sell the famous "Sunshine Line" leading religious box assortments. With and without Scripture text, 50c and \$3. De Luxe boxes. Big profits. Personal imprint line. Get money-making proposition on 27 different boxes at once. Samples on approval. Write nearer office.

**TRIUMPHANT ART PUBLISHERS Dept. 8-B  
Anderson, Indiana or Sacramento, California**



## Miss Saylor's coffee-ets

Want a bouquet of "ah-h-h-s" from guests? Serve Coffee-ets, exotic, smooth, small nips of hard candy for a stimulating lift. Made of real cream and pure coffee, they're grand for bridge, dinners, dances and meetings when a speaker runs away with a topic. Keep in your purse, pocket, car or desk for quick pick-up. If you smoke, you'll love 'em! Coffee-ets, individually wrapped, will keep...they're sealed in tins. If not at your dealers, order direct.

7½ oz. tin 50¢ • 1 lb. tin \$1  
**MISS SAYLOR'S  
CHOCOLATES, INC.**  
Ensinal Ave., Alameda, Calif.



## BARN PARTY in COSTUME!

THERE'D be three very surprised horses if they knew what went on in their stalls every Halloween, when the Harry C. Markles of Lake Orion, Michigan, give a barn party. The stalls are thoroughly washed and whitewashed, then turned into booths for food and drink. Opposite go picnic tables and benches, and in the entrance to the barn, a huge outdoor stove. Corn stalks and carved pumpkins along the walls, powdered wax to make a dance floor, and two old-time fiddlers and a still older piano are the decorations and amusements. The guests broil their own juicy steaks—and those who can eat any more are also served baked beans, a green salad, and pumpkin pie.

Best fun of all, though, are the merry-making guests themselves, in costume, of course. The hostess may be turned out in a 19th-century beaded model under which go her jodhpurs. A prosperous and usually conservative Detroit business man arrives looking more like a tramp than any real one, as shown above complete with patches, holes, beard, and blacked-out teeth. (He does the same thing for every costume party, always goes to the back door, always expects to surprise the hostess, never does.) His wife has restrained herself to a big hair ribbon, an old, blue golf sweater and a brief pink skirt. There is also a fine sprinkling of farmers (one with big plastic nose), an old-time professor, one lady in shocking purple slacks, another in red woolen ski underwear. . . . And yes, they really have fun!







## "My Fast, Thrifty Hotpoint Electric Range Cooks Meals Automatically While I'm Away!"



WHETHER you're a wage-earning wife or a busy homemaker, you'll welcome the outstanding *thrift, speed, cleanliness* and *convenience* of a Hotpoint Electric Range! For you can put your food in the oven, set the Timer-Clock and *leave!* When dinnertime comes, a hot, perfectly cooked meal is all ready for your family!

Another feature that's also time saving and economical is the 7-quart Thrift Cooker with a Flavor-Seal Lid that preserves food flavors. And the oversize All-Purpose Flavor-Seal Oven gives you the exact temperature desired.

While prices are still low, look at these new Hotpoint Ranges at your dealer's. See if Hotpoint isn't the range that will contribute most to the health and happiness of your household!




**THE ARISTOCRAT MODEL**—an exact copy of the Millionth Hotpoint Range—is easy to keep immaculate, for it has flat top, all-porcelain finish, self-cleaning coils in the 3 Hi-Speed Calrod Surface Units. This model is complete with Illuminated Switches; Time-Measure and Time-master Oven Timer-Clock; All-Purpose Flavor Seal Oven with Duo-Speed Broiling Unit. *Makes every meal a masterpiece.* Available on Hotpoint's Friendly Finance Plan.

EDISON GENERAL ELECTRIC APPLIANCE CO., INC., 5686 W. TAYLOR STREET, CHICAGO, ILL.

# Hotpoint

**ELECTRIC RANGES**  
 REFRIGERATORS • WATER HEATERS • WASHERS • IRONERS  
 CLOTHES DRYERS • AUTOMATIC DISHWASHERS • ELECTRASINK  
 STEEL KITCHEN CABINETS





**NEW MAGIC CHEF HAS ALL THE MODERN FEATURES!**



**1 WATERLESS-TYPE** cooking for more vitamins! You get it with precise simmer control of the All-American burners.



**2 BAKE 36 BISCUITS** in 12 minutes in big, fast oven (18 x 20 in.). No guesswork with Red Wheel regulator.



**3 HEALTHFUL BROILED** foods are easy! Broil a roast! Or use swing-out broiler as extra oven and food warmer, too!

**HURRY! SEE THE NEW "ALL-AMERICAN" MAGIC CHEF GAS RANGE TODAY!**



**SPEED, ECONOMY AND BIGNESS** are built into the Magic Chef All-American, designed by 615 cooking experts. Automatic lighting "Lifetime" burners. See it at your dealer or gas company today! American Stove Co., St. Louis, Missouri.

COPR. 1941, AMERICAN STOVE COMPANY


Beyond the gas mains? Don't despair! There's bottled Pyrofax everywhere! (Everywhere but in the West Where other LP-Gas is best!)

**USE GAS!** The modern wonder fuel Magic Chef CP (Certified Performance) ranges make gas cooking quick, clean, economical.



SAVE WITH A  
**Magic Chef**

THE "RED WHEEL" GAS RANGE WITH THE LIFETIME BURNER GUARANTEE



*Kilmer Photos*

**ELINOR SCOVILLE and MARCELLA RYSER**  
Monrovia, Calif.

## Witches and the Goblins ride again

**W**ITCHES and broomsticks and funny masks are all over the place right now, and of course the children want to give a Halloween party. Well, let them. And by that we mean let *them* really give it, complete to planning decorations and everything. The children will have more fun, and you won't have a back-ache, if they arrange the pumpkins and shocks of corn, or cut-outs of witches and black cats. And your child can make his own invitations, with only a little help from you, in the traditional Halloween shapes, of black and orange paper. Johnnie in the next block may even be able to read the clumsy printing.

As soon as the children arrive, let them start making Halloween hats. (No doubt they've already worn out their own masks.) For each girl provide a sheet of bright-colored paper, blunt scissors, paste, a pencil, and some strips of black and orange paper that will make very fine streamers. The boys will make their hats by drawing and cutting eyes, nose, and mouth in ordinary paper bags—then have fun scaring each other.

To top off the party comes the grand parade—the children line up, complete with masks and broomsticks, and parade around the block. Having astonished the neighbors, they come back for refreshments: hot chocolate whipped up with cinnamon before serving, pumpkin ice cream, and nut cups filled with equal numbers of gumdrops, so that counting won't start a riot!







Ewing Galloway

## Halloween Hullabaloo

BLANCHE WHEELER and GLAD SALISBURY, Minneapolis, Minn.

**T**HE children can be turned happily loose with simple amusements like that shown above, but adults like their rollicking Halloween games a little more sophisticated. You can get the oldsters off to a fine start if you first pair bridge partners who have "SOMETHING IN COMMON." Fill one pumpkin with a small potato, penny, sheet of cheap paper, pen, feather, egg, and let the women draw from it. Men find their partners in another pumpkin: large blunt needle (eye), onion (scent), orange (pulp), printed joke (point), electric bulb (light), nut (shell). After a rubber of bridge, try the games on the card below. They really keep things moving.


Additional games on reverse side of card



### Halloween Games

Games by  
Blanche Wheeler  
& Glad Salisbury

**SOMETHING TO HANDLE:** Turn out lights and give following directions slowly, pause between each: draw a horizontal broom—yourself astride handle—partner seated in front of you—witch in front of partner—moon above—sign name. Dummy picks winners: whisk broom for woman, apple cider for man.



**NEW LINE ON AN OLD GAME:** Stretch heavy picture wire taut across a doorway or two, about six and a half feet above the floor. For each doorway use five or six long, strong, rubber bands, commercially called "utility package-wrapers." These lengthen to about sixteen inches when cut once. Tie one end of each rubber around the bend of a new, crinkly hairpin. Push the hairpin down into the stem end of a rosy red apple. Fasten the other end of rubber firmly to doorway wire. Suspend apples at varying heights, so many a lengthy Adam and his little Eva will have to do a two-way stretch for every bite. Just let lots of bouncing apples hang around, and you may be certain the crowd will follow suit.



## UP GOES A SCOTTOWEL HOLDER

## DOWN COMES KITCHEN WORK



Wipe frying pan with a Scottowel . . . keeps dishwasher and sink cleaner



Wipe your stove with a Scottowel . . . throw away . . . nothing to wash out afterward

**L**EARN THE SCOTTOWEL SHORT CUTS . . . and have more time for your family . . . your hobbies. Scot-Towels cut down kitchen work . . . and the chores are done quicker . . . easier . . . neater.

Whether you're preparing a meal or cleaning up afterwards, Scot-Towels are top timesavers. Drain fried foods on ScotTowels—they're crisper . . . taste better. Catch vegetable peelings and the baby's orange juice . . . scrape plates before dishwashing . . . mop up spills—all with

ScotTowels that you throw away. Nothing to wash out afterwards!

Get ScotTowels and a ScotTowel holder today! At grocery, drug, department stores.

Copyright, 1941, Scott Paper Co., Trademark "ScotTowels" Reg. U. S. Pat. Off. "Tear-Easy" Trademark Reg. App. For.



ScotTowels in the Bathroom save laundering





# PARTY SALADS

*that taste as good  
as they look!*



*Main Dish for a Late Supper*



**GOLDEN-GATE CHICKEN AND FRUIT SALAD** (for 8). Use 4 cups cooked chicken, cut into strips. Arrange in bowl over shredded greens. Sprinkle with  $\frac{1}{2}$  cup chopped blanched almonds. Cover half of top with  $1\frac{1}{2}$  cups seedless grapes—other half with sections of 2 oranges. Pass bowl at table with French Dressing made from Heinz Cider Vinegar.



*Delicious Salad for Bridge Luncheon*

**CRAB AND APPLE SALAD.** Mix 2 cups shredded crab meat with 1 cup diced celery, 2 cups diced apple,  $\frac{1}{2}$  cup French Dressing made with Heinz White Vinegar. Serve in hollowed red apples garnished with watercress, or on nest of potato sticks. Makes 8 salads.



**FREE!** Beautifully illustrated new leaflet—*Perfect Salads for Every Meal*—suggests menus featuring all types of salads, appetizers, main-dish salads, green salads, combination dessert-salads, unusual dressings—dozens of clever hints on preparation and service. Send a postcard to H. J. Heinz Company, Dept. AH-11, Pittsburgh, Pa.



**Sparkling, Aromatic Heinz Vintage Vinegars Go Further—Because They're Mellowed In Wood To Full Strength!**

WHEN you use Heinz Vintage Vinegars, you get far more flavor for your money! Like fine wines, Heinz Vinegars are aged in wood to full-bodied goodness. You can tell the difference in their clean sparkle... their winy aroma. Choose from four thrifty kinds—Cider, Malt, Tarragon, Distilled White—the ones that best fit your culinary needs!



**HEINZ** Vintage VINEGARS



F. M. Demarest

## It's in the Bag

LOUISE PRICE BELL, Tucson, Arizona

PLAIN brown-paper bags from the corner grocery are about all you need for a riotous Halloween party for adults. For invitations, use bags large enough to slide on over your guests' heads, for they wear them at the party. On one side cut out and crayon funny faces (real freaks and caricatures are best), and on the other side of each a verse to the effect that a fine party's "in the bag" at your house if they will co-operate and wear the bag masks. Keep the party going with the games on the card below, then serve "bag lunches"—tiny casseroles of baked beans, pickles, wedges of cheese, etc., in brown-paper bags. End with doughnuts and bobbing for apples.

Additional games on reverse side of card

### Halloween Games

Games by Louise Price Bell

- Fortunes in the big bag are individually wrapped in smaller bags. One at a time have the guests come up and reach in the bag for their fortunes. In each bag put an appropriate dime-store fortune.
- Explode a blown-up paper bag to start off each game with a bang! One of the liveliest games of all is shown at top of this page—we call it "Hot Bag." To play it, blow up a bag and tie it securely so the air won't leak out, and arrange the players in a circle. One person is "it," and the object is not to be tagged while you are holding the bag. It's tossed from one to another with much vigor.
- "How Are You Feeling?" is a great game for guessers. In a large paper bag place several objects that are hard to identify without seeing. Each person reaches in the bag and feels as many of the objects as possible while you slowly count to five. Guests make lists of what they thought they felt, and the winner is the one who guessed the most correctly. Prize is bag of peanuts.





## Smart Idea helps Co-ed make big party hit

**BETTY:** Oh, what *will* I do! I want my party to be something very special! But here it is 6 o'clock—and the appetizers haven't come.

**HETTY:** No need to fret—if there's a package of Shredded Ralston in the pantry!




**BETTY:** Shredded Ralston, why it's our favorite breakfast cereal! But what has it to do with appetizers?

**HETTY:** First we'll melt  $\frac{1}{2}$  cup of butter in a pan. Then add a package of Shredded Ralston,  $1\frac{1}{2}$  teaspoons salt...heat and stir. And we'll be ready with the grandest appetizers ever!



**BETTY:** Everybody's "oh"-ing and "ah"-ing over those Shredded Ralston appetizers you suggested! Will you help me fill the dishes again?

**HETTY:** Bighearted—that's the word for me! Let you "wow" the boys with *my* suggestion! But come on, I want some more myself!



For appetizers that are different, dainty, delicious, try Shredded Ralston prepared according to the recipe above. For *better breakfasts*—switch to Shredded Ralston tomorrow! No other cereal like it! Nourishing whole wheat...ready-to-eat...in a convenient "bite size" form...with a flavor so refreshingly new! Money back if it doesn't make an instant hit with your family!

*It's Bite Size*

No Muss...  
No Crumbling



**The Cereal Millions Eat Because They Like It!**



Kilmer photo



Ewing Galloway

*They gobbled*

*the goblins*

VIVIAN LUNDBERG  
Framingham Center, Mass.

**V**ERY young Susie can give a Halloween party without bringing on an aftermath of nightmares—for that matter, without even disturbing the usual bedtime routine. This party happens on Saturday morning, it has none of the usual ear-splitting favors, and it gives the young celebrants "booty" to take home and tales to tell for days afterward.

Before the guests arrive, make up a large batch of molasses cookie dough, thick and firm enough to hold its shape. Put the unbaked rounds on cookie sheets, and set out dishes of marshmallow halves, raisins, yellow corn candies. Let the children decorate to their hearts' content, and then bring the cookies to the kitchen to be baked. What excitement when they come out of the oven!

In the kitchen, buffet style, are the makings for sandwiches. In addition to sliced bread and butter—the latter at room temperature—have a variety of fillings labeled respectively: "For Pumpkin Pretties" (pimiento cheese spread), "For Moon Masks" (apricot jam), etc.

Meanwhile, the cookies rise and brown wondrously, and each child eats one (or two?) and takes the rest home to "show mother." The gooier and the more decorated the cookies are, the better the children will like them. Along with these serve "Fairy Foam," hot chocolate whipped up to a froth, and shiny red apples.

As a final treat, take the children for a drive. Have them look at various road signs until they find the letters to spell Halloween, for that is the Magic Trail that leads to a treasure. Quite miraculously you reach a large truck farm where each child finds a pumpkin to take home for carving later.







When it comes to sausage, we've got what it takes.

For one thing, there's our old New England recipe we've followed for 60 years. Then there's our sausage kitchen... right out in the country... clean, bright and airy.

Jones Dairy Farm Sausage is made from the choice, tender cuts of young Wisconsin porkers—including loins, hams and shoulders—the same fine cuts you serve at your table. And it's seasoned with a zestful

blending of home-ground sage and natural spices.

Do these things matter? Don't answer till you take your first bite of sausage *fresh* from the Jones Dairy Farm. Order a pound from your market man today.

#### FREE RECIPES

Write us for our 1942 series of recipes—new, delicious ways of serving Jones Sausage.



MADE ONLY ON THE JONES DAIRY FARM, Fort Atkinson, Wisc.



## AT LAST! Plenty of Money to Spend!

Money that you can earn in your spare time.

Even if you have never had the least bit of business experience—even if you have never earned a penny in your life—even if you have only an hour or two a week to spare—you can make money. It's easy, congenial work—forwarding new and renewal subscriptions to The AMERICAN HOME. And it

will pay big profits for your spare time—as much as \$1.50 an hour. Write me today and I'll gladly send you details of a plan that is making money for others and will make money for you.

**B. L. HALLOCK**

The AMERICAN HOME

251 Fourth Avenue, New York, New York

## Spode THE FINE ENGLISH DINNERWARE



**OLD SALEM Single Place Setting**  
Dinner Plate, Salad Plate, Bread & Butter Plate, Cup & Saucer **\$4.35**

Send for information on Place Setting Plan

Wholesale distributors, COPELAND & THOMPSON, Inc., 206 Fifth Avenue, New York, N. Y.



2. Does everything but talk!




3. Complete to the Nth degree!



4. Kleenette for tripperies



5. Here's the works in accessories



ABC-O-Matic

1.

## Are You All

**I**F YOU aren't, you easily can be—and we mean, literally—with any of these. **1.** A full load from hamper to line in ten minutes. Triple rinse without extra tubs; it's portable, too. **2.** Flip a switch; this washer does the rest. **3.** Complete with washer, tumbler drier, flat-plate ironer. **4.** Does silks and hosiery, solves daily diaper problem, *and* the family wash. **5.** No backaches—basket's on wheels; holds complete laundry

6. Petitpoint for petit work



Edmilton Corp.

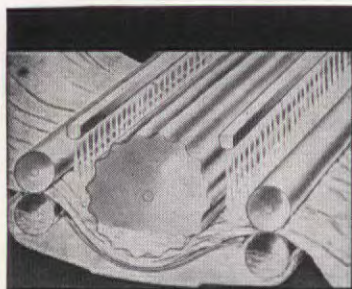
Electromaster



7. Hot water—but quick

THE AMERICAN HOME, NOVEMBER, 1941





Maytag



14. Roomy for family wash

Easy Washing Machine Corp.



15. Easy on buttons

## Washed Up?

accessories. 6. Jekyll and Hyde iron—large surface for regular ironing; small for ruffles. 7. An electric or 8. gas utility stove solves hot water problem. 9. Special steam attachment fits on ironing board. 10. Handy portable ironer. 11. Washing goes scientific with time control. 12. Clothes come clean with suction and gentle rubbing. 13. Dry clothes in spin-drier; keep on washing in other section. 14. Gentle action protects clothes.

Blackstone Mfg. Co.



12. Built for heavy duty

Proctor Electric



9. Turn steam on or off as needed



Standard Gas Equipment



10. Easy on the watts


Thor



Apex Rotarex Corp.

11. Lighted dial for perfect timing

8.



Drive Those Morning Blues Away  
With a Big Glass of  
\*DOLE Pineapple Juice from Hawaii, U.S.A.

\* It'll freshen your taste as the dew freshens flowers,  
Send you with a song on your way to your showers,  
And help start each day in a mood unassailable,  
Because its food energy's quickly available.




Being a good neighbor isn't something you work at in fits and starts. It's a business of thoughtful daily cultivation

Ewing Galloway



Your Life is **NOT** your own!



ONE of these days when there is little current news on our national Good Neighbor policy, it might not be a bad idea to cast a few thoughtful glances at a miniature edition of the same problem—our neighbors next door. If we can't get along with them, we've made a pretty feeble beginning towards getting along with the other countries of the world.

We've all known the street where the people in the trim white Colonial weren't on speaking terms with the people in the big brick bungalow. Perhaps it all started over a dog. Plenty of quarrels have. Possibly even *your* family hound is being psychically murdered by an irate neighbor at this moment! Certainly he is if you have blithely ignored him when he riddles the neighborhood rest with his yelps at three in the morning, prospects for bones in flower beds not your own, and nips the calves of timid children. You can forestall this if you *insist* upon your dog's silence at night. If he's worth his rations he can be trained to raise his voice only when there are prowlers about.

As for small-fry disturbances, don't expect your neighbors to overlook too much from your children simply because they have offspring of their own. Nothing sets parents on their communal ear more thoroughly than the child next door who sets a "bad example," so woe be unto you if your roof harbors such a youngster.

It's amazing what a lot of difference a few small things can make, like insisting that all toys and vehicles be brought in from the front sidewalk at night, that wagons and tricycles be removed from a shared driveway. And how about practicing on the piano, or fiddle, or horn? Why not get this out

of the road while the day is still fresh and no one has time to wince? Don't expect your neighbors to adore your children's musical efforts at 5:30 on a blistering summer afternoon!

Dogs and children aren't the only source of neighborhood feuds! Who of us, for instance, hasn't writhed in anguish as the neighbors sped their guests homeward with voices that would put Paul Revere to shame? Or when said guests raced their automobile engines at one in the morning and blasted their horns in a hale farewell.

Another thing that arouses resentment is happy-go-lucky borrowing. Your neighbor will probably part with the two eggs cheerfully occasionally but if you're habitually out of eggs, she may be too! Everyone needs to borrow upon occasion (that's one thing good neighbors are for!), but don't fall into the habit of expecting the woman next door to serve as a branch warehouse for your grocer. Moreover, *everything* that you borrow, including lawn mowers, should be returned *promptly*.

There is a place where calculations should end, however, and that is when you can be of honest assistance to the people next door. It is here that we have the golden opportunity to sow seeds of loyalty and goodness of heart that will survive. In the end it comes down to two simple words: human co-operation. There are countries in this world where neighborliness has been systematically destroyed. We do not live in such a country and we will not. Let us fully appreciate the opportunities that surround us for creating a neighborhood in which there is good will and mutual trust. Then we will know the meaning of being a Good Neighbor, in the larger and broader sense.

JULIE MORTON, Hollywood, Calif.


Other countries are tremendously important, but, on the other hand, so are the people who borrow your lawn mower and share the apple tree



Ewing Galloway

Philip Gendreau

Philip Gendreau



F. P. G.



Ewing Galloway





IT'S STREAMLINED JUST RIGHT FOR BUSY WOMEN!


# "SHORT-NOTICE" SALAD WITH *REAL* MAYONNAISE

## A Dash of Surprise in the Mayonnaise Gives This Salad Personality!

Yes, that's mint jelly added to the mayonnaise! Amazing how it perks up the color and the flavors of your salad—lifts it into the gourmet class! You must be proud of the mayonnaise, of course, before spotlighting it so—and you *will* be, if you use Best Foods (in the West), or Hellmann's (in the East), because—

**IT'S REAL MAYONNAISE**—the home kind, made with only freshly broken eggs, added egg yolks, choice salad oil, vinegar and piquant seasonings.

**IT'S REALLY FRESH!** It is made with our own "FRESH-PRESS" Salad Oil, which we ourselves prepare *fresh* each day, as it is needed. That is why this *Real* Mayonnaise, rich as home-made, has such delicate, zesty flavor.



## FASHION EDITOR DEMONSTRATES SMART ANGLE ON SALADS

YOU'RE A WONDER, CLARE, TO BRING US HOME FROM THE OFFICE AND PRODUCE THIS SALAD ON SUCH SHORT NOTICE!

IT'S THE PERFECT LUNCH, TOO—SIMPLE, YET SATISFYING, AND NEVER HAVE I TASTED SUCH DELICIOUS SALAD DRESSING!

I'VE OFTEN WONDERED... WHY ARE SOME KINDS LABELED "SALAD DRESSING"?

BECAUSE THEY CAN'T BE LABELED "MAYONNAISE" IF THEY CONTAIN STARCHY FILLER! THIS **REAL** MAYONNAISE IS **ALL** FILLER! THIS **REAL** MAYONNAISE IS **ALL** FLAVOR! AND MAYONNAISE HAS **REAL** FLAVOR! AND DOESN'T TURN WATERY WHEN YOU ADD MILK OR FRUIT JUICES!

WELL, DEAR, YOUR GROCER CAN SUPPLY YOU! BUT DON'T SAY "SALAD DRESSING." ASK FOR **REAL** MAYONNAISE!

I'LL TAKE HOME **REAL** MAYONNAISE THIS VERY NIGHT! NOW TELL ME HOW TO MAKE YOUR SALAD

OKAY, PET, HERE'S THE RECIPE!

### "SHORT-NOTICE" SALAD

- 1 medium-size tomato
- 1 medium-size green pepper
- 6 ounces cream cheese
- 2 tablespoons Hellmann's or Best Foods *Real* Mayonnaise
- 1/8 teaspoon onion, grated
- 4 slices pineapple
- 10 slices unpeeled red apple
- Lettuce
- 1/4 cup mint jelly
- 1 cup Hellmann's or Best Foods *Real* Mayonnaise

Cut off tops of tomato and green pepper; remove seeds. Invert tomato to drain. Mix cream cheese with 2 table-  
spoons *Real* Mayonnaise and the grated onion; pack firmly into tomato and pepper shells. Chill thoroughly and slice. Arrange lettuce leaves on chop plate with slices of tomato, green pepper, pineapple and apple (as illustrated). Serve with *Real* Mayonnaise to which mint jelly has been added. This is such a simple salad, but that extra dash of flavor in the mayonnaise lifts it far out of the commonplace! Serves 4.

# BEST FOODS ↔ HELLMANN'S

## *Real* Mayonnaise



IN THE WEST  
IN THE EAST





MARJORIE WOODWORTH  
Chesterfield's Girl of the Month  
in the Hal Roach hit  
"All-American Co-ed"  
a United Artists Release

# *Let's Celebrate* **It's CHESTERFIELD**

*Pass around the Chesterfields and it's pleasure time for everybody... smoking pleasure that only the right combination of the world's best cigarette tobaccos can give you.*

*Chesterfields make good friends... they're milder, definitely better-tasting and cooler-smoking. Everybody who smokes them likes them.*

*They Satisfy*





# The AMERICAN HOME

Vol. XXVI

June to November, 1941

## INDEX TO THE AMERICAN HOME

Volume XXVI—June to November, 1941

Copyright, 1941, by THE AMERICAN HOME MAGAZINE CORPORATION, New York, N. Y.

3053

- Aaron, Ethel, place mats by, Sept. 73  
Accessories for Bedroom, June 76  
for Dining Room, June 77  
for motoring in shoe pockets, Keep, Sept. 47  
Accident Precautions in Household, Nov. 42  
Adams, Mr. and Mrs. C. F., home of, Sept. 24  
Adams, Miss Edith, fireplace of, Oct. 76  
Address!, We Tired of Paying for an, Aug. 34  
Ain, Gregory, house designed by, Nov. 87  
Aitken, Thomas, Jr., article by, June 63  
Aks, Otilie, article by, July 42  
All for \$2,000.54! July 27  
this for \$6,000... the pool, too! Aug. 44  
All's well that Mends Well, Oct. 118  
Allen, Mrs. Coburn, made by, Sept. 49  
Allison, George, house designed by, Sept. 24  
Alphabet Blocks as Handles for Drawers, Wooden, July 40  
Always something doing at Catharine & Freddy's, Oct. 89  
Amateurs Can Grow Them! Sept. 38  
America Contributes, Young, Sept. 16  
American Home Pilgrimage  
X—Vermont, June 38  
An American Custom We're Not Proud Of, June 102  
And don't forget our good neighbor Canada, June 28  
And Now, "Sun, Inc." heats water for you! July 25  
Andrews, Elizabeth Cotton, article by, Nov. 18  
Answers to Quiz, May 67, Aug. 33, Sept. 57, Oct. 99  
Anthony, Beulah Brown, article by, Nov. 70  
Anthony, Edward, sculpture by, Nov. 53  
Antiques, Sept. 27, Oct. 94  
Apple a Day! An, July 62, Sept. 94, Oct. 100, Nov. 60  
Apartment, Oct. 71  
He takes his fun in his own, Oct. 32  
on a Budget, Furnishing an, Sept. 58  
Renovating, Sept. 36  
Are You all Washed Up? Nov. 110  
you under the Magic Spell of Herbs? July 46  
your Young Things Underfoot? Sept. 52  
Armstrong, Mrs. Eva G., home of, June 72  
Art Center, Oct. 15  
Art Child, Aug. 38  
Keep its Shape, Help your, Nov. 30  
Arthur, Julietta K., articles by, Oct. 100, Nov. 30, research by, Nov. 92  
Asparagus Annuity, July 35  
Aspinwall, William S., Aug. 62  
At Home After October 1st, Sept. 58  
Austin, Mr. and Mrs. Frank, kitchen home of, Sept. 114  
Auto Seat into Love Seat, Sept. 46  
Avenier, J., home of, Aug. 40  
Baby instead of a Maid in the house, When there's a, Sept. 113  
Shower, Sept. 98  
Bachelor Domicile, Aug. 40  
Bachelor's House on Our Cover, Aug. 49  
Back to the City!, Sept. 32  
Backyard forest garden, July 15  
Patio, Aug. 19  
Backyards, Sept. 51  
Badminton on Driveway, Aug. 48  
Bag, It's in the, Oct. 74, Nov. 108  
for Odds and Ends, Pocket, Oct. 128  
Bain, Mr. and Mrs. Joe S., home of, article by, July 27  
Baker, Misses Helen and Ruth, home of, Sept. 76, kitchen of, Sept. 114  
Balsom, Mr. and Mrs. W. A., home of, Sept. 24  
Banse, Herbert, house designed by, Oct. 58  
Barl, Invite them to a Sundae, Sept. 102  
Sandwich, July 54  
Barbecue on City Lot, Aug. 48  
Table, Oct. 55  
Unit, Double purpose, Aug. 56  
Barker, Mr. and Mrs. Argus K., living room of, Oct. 45, home of, Oct. 86  
Barn Party in Costume! Nov. 104  
Barns, Mrs. George C., home of, Nov. 6  
Bartel, Mr. and Mrs. Paul W., kitchen of, Oct. 130  
Bathroom, Chameleon, Nov. 77  
Zip, Sept. 64  
Baugh, F., article by, July 64  
Beach Club Favors, Sept. 107  
House Fence, Oct. 27  
Beauty Hour, Nov. 66  
Beckett, Mrs. Joe R., article by, Oct. 75  
Bedroom Cool as Breezes, Keep, June 76  
Bedroom Decorating, Nov. 46  
Bell, Louise Price, articles by, Aug. 58, Nov. 108  
Bell, Mr. and Mrs. W. Harold, home of, June 4  
Bench, An Original Lawn, July 34  
Bench" makes room for trains, dolls—Garden on a "play, July 14  
Bennett, Martha T., recipe by, June 96  
Bentley, Galen W., article by, July 44  
Benton, J., article by, Oct. 36  
Beware of the Quack Tree Doctor, July 32  
Bicycle into garden Cart, Oct. 75  
Bidwell, J. L., article by, Aug. 55  
Bin for Soaps, Hidden Pantry, Aug. 62  
Birds are my Hobby! Aug. 23  
in a Bush, Two, Nov. 74  
Birthday Cake Board, July 54  
Bishop, Mr. and Mrs. J. Sherman, fireplace of, Aug. 4  
Black-as-Midnight Witch and Cat Favors, Nov. 98  
Black, Gilmer O., house designed by, Oct. 58  
Blick, Mr. Dick, garden of, Aug. 4  
Bloch, Mr. and Mrs. George, home of, designed by, July 44  
Blocks as handles for drawers, Wooden Alphabet, July 40  
Bloxham, D., article by, July 54  
Bolton, Mrs. C. Clifford, garden of, Oct. 65  
Book Nook, Oct. 97  
Book Week's Here Again!, Nov. 40  
Booklets for your Library, Oct. 128  
Booklet Review, Nov. 58  
Booklets you Make, Nov. 75  
Booths, George E., bed-sitting room in home of, Nov. 49  
Borders of Wallpaper, Oct. 74  
Borland, Helen, article by, Sept. 116  
Bottle Opener Trouble?, Oct. 129  
Bought for \$25—remodeled under \$6,500, Aug. 28  
Boys built it!, The, July 17  
Boys' Party and Games, Sept. 107  
Boy's Room, Sept. 22, Oct. 35  
Bradley, Duane, articles by, Oct. 98, 114  
Bradley Woods Development, Sept. 24  
Bradt, Jean, recipe by, Sept. 112  
Brandon, Mrs. K. W., home of, Oct. 4  
Braneky, Mr. and Mrs. Oliver, rock garden of, Sept. 4  
Bras, Mr. H. L., summer cottage of, Aug. 4  
Breakfast Nook to Nursery, From, July 41  
This Month's Party a Jalopy, Oct. 104  
Breakfasts for Charity, Breakfasts for Cheer! Oct. 106  
Brewster, George W. W., house designed by, June 53  
Bridegroom should Know! What Every, Aug. 52  
Bridge Dessert, June 90, Sept. 104  
Party Left-overs?, Oct. 124  
Prizes, July 30  
Prizes for Men, Aug. 36  
Prizes, This Month's, June 81, Sept. 90, Oct. 93, Nov. 62  
Bridston, Manders E., article by, Aug. 46  
Bringing the Country to Town, Aug. 20  
Brooks, Joan, article by, Oct. 84  
Brown, Miss Mildred A., home of, June 4  
Brownstone Fronts?, Who could guess the Beauty Hidden Behind, Sept. 50  
Bruce, Mrs. J. M., grille of, Aug. 4  
Brunelle, Mr. and Mrs. Edward C., home of, Oct. 19  
Bryan, Ibbie, articles by, Aug. 44, Nov. 76  
Budd, Flora C., article by, Nov. 66  
Budget for Health Defense, Plan your Food, Sept. 110  
Gourmet's Thanksgiving Dinner on a poor man's, Nov. 94  
You and Your Food, Oct. 121  
Budgets, Grade A Example for Slim, June 72  
Budgeting, Sept. 66, Nov. 19  
Budgeting for furnishing an Apartment, Sept. 58  
Buffet into Desk, Oct. 98  
Build, 26 "musts" when I, Nov. 56  
Built-in Desk, Oct. 97  
Built-ins without Going Modern, Sept. 42  
Burchett, Mr. and Mrs. Edward, home of, article by, Nov. 90  
Burke, Earle, article by, Aug. 56  
Busbee, Jacques, potter, June 63  
Butter mold! Glorified, Nov. 81  
Cain, Mr. and Mrs. George R., living room of, Oct. 45  
Cake Board, Birthday, July 54  
Pans Become Wall Pieces, Sept. 47  
Calory-slim luncheon, Sept. 94  
Camouflage on the Home Front, Nov. 76  
Can on Hook, Hang, Oct. 75  
Canada, And don't forget our good neighbor, June 28  
Cann, Mr. and Mrs. J. P., home of, Nov. 8  
Cannon, Georgius, house designed by, Oct. 40  
Cape Codder—only \$3,000, Prim Little, Oct. 29  
Car First Aid Kit, June 32  
Carls, Marion, bedroom of, Nov. 46  
Carnahan, M., article by, Nov. 77  
Carpet, Stair, Oct. 55  
Carr, Mrs. J. L., home of, Oct. 4  
Carraway, Gertrude, article by, June 63  
Cart, Bicycle into Garden, Oct. 75  
Castles on Paper, Sept. 64  
Catharine & Freddy's, Always Something Doing at, Oct. 89  
Cedar House on a Cedar Hill! Aug. 42  
Centerpiece, Drive your, Oct. 129  
Ceramics, June 63  
Chairman's Duties, Nov. 44  
Chameleon Bathroom, Nov. 77  
Charade, July 52  
Chase, E. D., recipe by, Oct. 110  
Cheer for a Sick Child, Oct. 92

THE AMERICAN HOME MAGAZINE CORPORATION

Editorial Offices  
444 Madison Ave., New York City

1941

Subscription Dept.  
251 Fourth Ave., New York City



Chicopee, Dreams become realities in, Oct. 19

Child and a Desk, A, Oct. 97

Art, Aug. 38

Cheer for a Sick, Oct. 92

Training, July 65

Child's Program, Oct. 32

Child's Room, Nov. 77

Children and Grandparents, July 66

Do love gardening but—It's got to be Fun, July 15

Stay with the, June 102

Take Photographs of neighbors', Sept. 46

Teen Age, Sept. 30

What Shall we Do with the, July 12

Christmas, Take Johnnie's picture for his Mother's, Sept. 46

Cinderella House, Sept. 60

Circus garden has wonderful elephant for a slide!, July 14

City Gardens, Aug. 20

Lot, Barbecue on, Aug. 48

Clarke, Dorothy, suggestions by, Sept. 107, article by, Oct. 129

Cleaning Works of Art, Nov. 30

Closing the Summer Home, Sept. 32

Cloth that you can design yourself, Sept. 46

Club Activities, Garden, Nov. 18

Have you ever thought of a Cooking, Oct. 126

Studied The American Home, Our, Sept. 63

that really digs, Have you heard about the Garden, Sept. 45

Clubhouse for the boys, July 17

Coate, Roland, beach house of, Oct. 27

Cole, Lester, fireplace of, Oct. 81

Colemans find their Ideal Home, The, Nov. 78

Coleman, Mr. and Mrs. W. A., home of, Nov. 78

Coley, G. E. Altree, article by, June 48

Collecting Tortoise Shell, Oct. 37

College Girls Want, What do, Sept. 49

is not enough! Picking the, Oct. 17

Color—and use it right! Pick your, Sept. 24

Arrangement, Scale, Everything's good about them . . . Oct. 42

in Bathroom, Nov. 77

Community Life, Sept. 116

Complete Rehabilitation for \$4,500, Nov. 50

Cook, B., article by, Aug. 32

Cooking Club, Have you ever thought of a, Oct. 126

Hints, July 60

Instructions for Men, Aug. 52

Cooper, W. B., article by, Sept. 82

Corner Lot in Seattle, On a, July 44

Pool, Aug. 43

Shelf Desk, Hall, Oct. 97

Corners, Odd, Oct. 46

Costume!, Barn Party in, Nov. 104

Cottage on the Mohawk River, Mrs. Eva G. Armstrong's, June 72

Cover, Bachelor's House on our, Aug. 49

Cover for Flower Bed, Sept. 48

Cowles, Jean, article by, June 98

Cracks, Creaks, and Leaks!, Oct. 50

Crafts, June 63, Sept. 49

Crane, Clara W., article by, July 43

Crawford, Mrs., garden of, Nov. 18

Crawford, Vesta, articles by, July 56, 60

Crow Island School, Nov. 10

Crowell, Margaret, recipe by, July 60

Crutchfield, Mrs. O. F., living room of, June 4

Cull, Mr. and Mrs. O. Mason, home of, June 4

Cummings, Sarah Rouch, article by, Nov. 75

Cupboard from an Ironing Board Stall, Extra, July 64

Cupboard into Desk, Oct. 98

Custom We're not Proud of, An American, June 102

Dailey, Gardner A., house designed by, Sept. 40

Dallenbach, L. A., article by, Aug. 57

Dane, Mr. and Mrs. Edward, home of, June 53

Daniel, C. C., built by, July 34

Danio, Mr. and Mrs. Herbert, home of, Oct. 19

Darbyshire, Martha B., articles by, June 56, Aug. 50, Sept. 27, 47, 78, Oct. 27, 40

Davidson, Jr., Mrs. W. W., letter by, July 11

Day, Harry, article by, Aug. 56

Dean, Allison, house designed by, Sept. 19

Dear American Home, June 10, July 11, Sept. 6

Dear Defense Workers, Oct. 8

Dear Ladies! Aug. 6

Dear Reader, June 9

Dearden, Henry, article by, Sept. 84

De Bra, F. A., article by, July 35

Decorating Bedrooms, Nov. 46

child's room, Nov. 77

Windows, Nov. 80

Defense Housing, Living-Dining Room for, Oct. 45

Plan Your Food Budget for Health, Sept. 110

What are WE doing for home, Nov. 19

Workers, Dear, Oct. 8

Deffner, Nettie Mae, article by, Oct. 75

Dekker, Betty, outdoor living room of, Sept. 17

De Land, Charles, article by, Aug. 27

De Land, Gladys Day, hedge developed by, Nov. 54

Democracy at Work, Sept. 21, Oct. 15, Nov. 18

Denman, Lawrence, home of, Nov. 80

Dennis, Alice H., article by, Oct. 74

De Palma, Vincent, sculpture by, Nov. 53

Desk, A Child and a, Oct. 97

for 99¢, Wanna Buy a, Oct. 129

from Buffet, Oct. 98

from Cupboard, Oct. 98

Pad, Leather, Oct. 67

Deutsch, David, article by, Oct. 128

Dinner that will go down in History! A golf, Aug. 60

Do you call it K.P. Oct. 130

you have Sunday trouble, Oct. 132

you know your National Parks and Forests, June 24

Does your family Hate Foursome Days, Oct. 124

Dollies Help Move Heavy Furniture, Sept. 64

Doors, Dutch, Oct. 74

Here's what one woman did with, Sept. 87

Double Purpose Barbecue Unit, Aug. 56

Doughnut Fry? How About a, Aug. 57

Douglas, Susan, article by, Sept. 113

Douglas, Tom, guest room of, Nov. 49

Doyle, A. E., house designed by, Sept. 24

Drake, Mrs. N. C., fireplace of, Oct. 81

Dreams become realities in Chicopee, Oct. 19

Dressing for going Out, Nov. 64

Dreyfuss, Leonard, letter by, July 11

Driveway, Badminton on, Aug. 48

Duncan, Frances, article by, July 15

Duncan, Kenneth F., article by, Aug. 34

Dustpan for cook book holder, July 34

"Dustproof, crumbproof, and fingerproof," Sept. 68

Dutch Doors, Oct. 74

Eberlein, Harold Donaldson, home of, Aug. 28, article by, Nov. 50

Edgerton, Howard H., article by, Oct. 75

Edie, Mr. and Mrs. T. C., home of, June 4

Edmonds, Mr. A. S., home of, June 4

Education Bought by Insurance, Oct. 17

Edwards, Mr. and Mrs. C. H., home of, Nov. 87

Efficient, How to Make Anna More, Oct. 117

8 Generations of the Hoyt family in one Quilt!, June 47

Electricity Work for You!, Make, June 93

Elephant for a Slide!, Circus garden has wonderful, July 14

Elliot, Marion A., article by, July 40

Emergency Hints, July 22

Kit for Automobiles, June 32

Supplies, Oct. 100

English, Jane, article by, Sept. 22

by Sub-Debs, Nov. 25

Children, Oct. 89, 114

the Neighbors, Sept. 116

Espaliering, Oct. 60

Evans, Mrs., planted by, Nov. 18

Evans, Mr. W. Kelton, home of, Oct. 4

Even for our Kitchen—"Life Begins at 40", July 61

Every little girl loves a play house!, July 18

Everything's good about them . . . their color, arrangement, scale, Oct. 42

Exercising, Nov. 60

Exly home, Aug. 12

Experiment in Living, An, Nov. 68

Extra Cupboard from an Ironing Board Stall, July 64

Eyraud, Lennice C., article by, Nov. 77

Fabric pictures, Sept. 73

Fall's the time to Build it!, Sept. 84

Family Hate Foursome Days, Does Your, Oct. 124

Family, Picnics for the whole, Aug. 58

Farm Living, Nov. 68

25 miles from New York, Suburban, July 39

Favor Idea, Party, July 58

Favors for Hallowe'en, Nov. 98

Favors made with Paper Containers, Sept. 107

Favorite American Meal, The, June 84

Federal Works Agency Project, Nov. 17

Fell, Mrs. Allen, July 64

Fellows Like Things a Bit Rough! The, Sept. 107

Fence for Beach House, Oct. 27

Fenton, Elizabeth, articles by, Sept. 74, Oct. 90

Fiedler, Howard Douglas, house designed by, Oct. 19

Fields, Betty, article by, June 32

Fiestas! Terrace, July 48, 55

Fireplaces, Oct. 76

First Aid are often synonymous, Summer Fun and, July 23

First Aid for cuts, Oct. 101

Fish pool! Pearman spends vacation on, Aug. 26

Five Months of Lilies, Oct. 102

Flag Pole, Rock Base for, Aug. 27

Flexner, Marion, recipes by, Sept. 106, Oct. 108

Flower and Vegetable Arrangement, Oct. 70

Flower Bed Cover, Sept. 48

Food Budget for Health Defense, Plan your, Sept. 110

Budget, You and Your, Oct. 121

for the Budget, Nov. 19

He-Man, Aug. 55

Football Scoring, Nov. 77

For Sun!, Oct. 70

Poison-Free Picnics! Aug. 54

years I longed for a little Greenhouse, Nov. 78

Forbes, Pamela Pratt, article by, June 38

Ford, Katharine Morrow, article by, June 53

Forests, Do you know your National Parks and, June 24

Forster, Mrs. Cameron, home of, July 21

Foster, Mr. and Mrs. John W., home of, Sept. 34

4-H Clubs, Sept. 116

Foursomes that appeal to Men, Aug. 36

Fowler, William H., article by, July 17

Frame made from Monk's Cloth, Picture, Sept. 47

The Old Picture, Sept. 57

Framing Pictures, July 42, Nov. 30

Fray, Mr. and Mrs. S. P., home of, Nov. 8

Frazier & Rafferty, house designed by, June 59

Frazier, Benjamin West, house designed by, Aug. 28, home of, Nov. 50

Frazier, V. E., article by, July 34

Freezias Growing, Sept. 38

Friede, Mr. and Mrs. Donald, home of, Aug. 44

Fuerstenau, Mrs. C. A., article by, Sept. 65

Fullerton, Hugh, article by, Aug. 11

Fun! For, Oct. 70

Funder, Mrs. Matthew, studio of, Oct. 4

Furnishing an apartment on a budget, Sept. 58

Furnishing Problems, Oct. 25

Furniture, Dollies Help Move Heavy, Sept. 64

Men Like, Aug. 36

Gale, Garden in a, Nov. 34

Games for Boys, Sept. 107

for Hallowe'en, Nov. 107

for Indoors, Pantomime, July 51

Garage Tool House, Aug. 48

Wall part of Man's Room, Oct. 36

Garden, Backyard, Aug. 19

cart, Bicycle into, Oct. 75

Club activities, Nov. 18

Club favors, Sept. 107

Club that really digs, Have you heard about the, Sept. 45

complete with teepee and the Indians!, Backyard forest, July 15

has croquet, archery, ping-pong, putting, Sports, July 15

in a Gale, Nov. 34

Millstone into moss-covered stepping stone for, Sept. 46

on a "play bench" makes rooms for trains, dolls, July 14

Pool with waterfall for \$2, June 48

Roof-top, Aug. 20

Table for \$1.25, Low, July 43

Wall, Sept. 84

Gardens, Play Yards Can Grow into Fine, July 16

We Share Our, Oct. 65

Gardening But—It's Got to be Fun! Children Do Love, July 15

Indoors, Sept. 90

Gardner, Lucile, article by, Sept. 96

Garrison, Peasley, home of, Aug. 11

Garst, Aida G., article by, July 17

Gasoline, Nothing to do with the Price of, June 32

Gates, Mr. H. B., home of, Aug. 4

Gayne, Hazel Dell, article by, Sept. 58

Get out this Summer, Make Electricity Work for You! June 93

Gibraltar Cloth, Place Mats and Napkins from, July 64

Gibson, Annabelle, article by, July 40

Gibson, Ellen, article by, Sept. 16

Gibson, Mr. and Mrs. W. Glenn, home of, Sept. 4

Girl's Apartment, Young, Oct. 71

Gi-irls! Tommy Sleeps with, Oct. 35

Givan, Jane and Bruce Johnston, cloth designed by, Sept. 46

Glasses labeled with Nail Polish, Sept. 47

Glorified Butter Mold!, Nov. 81

Goblins, They Gobbled the, Nov. 109

"Going Home to Mother" 1941 Version, Oct. 113

Goldstein, Abraham, dachhunds by, Nov. 52

Golf Dinner that will go down in History!, A, Aug. 60

Good Neighbor, Nov. 112

Goodenough, Louis, articles by, Oct. 25, Nov. 29

Gotta Match?, Aug. 55

Gourds, Hammock for, Sept. 64

Gourmet's Menu, Aug. 106, Sept. 104

Gourmet's Thanksgiving Dinner on a poor man's budget, Nov. 94

Grade A Example for Slim Budgets, June 72

Grady, Helen Bell, article by, Nov. 55

Graham, Wackerbarth, article by, Sept. 107

Grandparents Influence on Children, July 66

Grape Arbor, Oct. 27

Gray, Dr. Arthur D., puppets of, Nov. 36

Grear, Isabel Wiley, letter by, Sept. 6

Greenhouse, For Years I long for a Little, Nov. 78

Grenandt, Jack, houses designed by, Sept. 76, 114

Grenely, Deste, article by, July 41

Griffin, Mr. and Mrs. Albert A., home of, Aug. 4

Groth, Milt and Eleanor, playroom in home of, Oct. 32

Guest Reminder, Oct. 128

Room Downstairs, Sept. 52

Guests like these! There should be a law about, Nov. 23

Guide for Home Builders, Nov. 56

Gumprecht, Mr. and Mrs. Oscar P., garden of, Aug. 4

Haddleton, Doris E., article by, Oct. 75

Haeschen, Mr. Gustave, garden of, Sept. 46

Hall Corner for Desk, Oct. 97

Hall, Steven, article by, Sept. 80

Hallowe'en Favors, Nov. 98

Hullabaloo, Nov. 107

Party, Nov. 106, 109

Hammock for Gourds, Sept. 64

Handicrafts, June 44

Handicraft, Oct. 55, 67

for Boys, Aug. 32

Hang can on Hook, Oct. 75

Hanging Plates, Nov. 76

Hankwitz, Dr. A. W., article by, July 61

Hanson, Mr. and Mrs. L. C., home of, Oct. 4

Harbeck, Marie, article by, Nov. 26

Hardie, Mrs. David, home of, Sept. 4

Harms, Dr. Ernst, article by, Aug. 38

Harris, Harwell Hamilton, designed by, Nov. 70

Harrison, Mrs. plants of, Nov. 18

Hartman, Helen B., home of, Nov. 80

Hartman, Mr. and Mrs. Henry, home of, Sept. 25

Haskell, Watson, sculpture by, Nov. 53

Hatch, Ted, article by, Aug. 52

Hauser, Mr. and Mrs. Herbert, home of, Nov. 8

Have you ever thought of a Cooking Club? Oct. 126

you heard about the Garden Club that Really Digs, Sept. 45

Haverberg, Lelia Budd, recipe by, Oct. 110, article by, Oct. 128

Hawes, Janet Laurie, article by, July 47

Hawkins, Martha, letter by, July 11

He takes his fun in his Own Apartment, Oct. 32

Head, Ethel McCall, articles by, Oct. 15, Nov. 87

Headland, Margaret Fenton, articles by, Oct. 117, 124

Healey, William T., home of, Sept. 25

Health Defense, Plan your Food Budget for, Sept. 110

Health Tips, July 62

Heat! Soon time to turn on the, Sept. 82

Heats water for you! And now "Sun, Inc." July 25

Heating Equipment, Sept. 82

Hedge idea for Plants, Nov. 54

Helping Mind the Children, June 102

He-man Food, Aug. 55

Hendler, Hope, shades designed by, July 28

Hennessey, William J., ideas by, Sept. 42, Oct. 79, article by, Oct. 98

Help your Art Keep its Shape, Nov. 30

Herbs, Are you under the Magic Spell of, July 46

Here's what One Woman Did with Doors! Sept. 87

Hersey, article by, Sept. 64, home of, Nov. 80

Heydon, Mr. and Mrs. Clark A., home of, Oct. 55

Hidden Pantry Bin for Soaps, Aug. 62

Hildebrandt, Carl E., home of, Sept. 4

Hilly Sites, 2 Successful Solutions for, Nov. 86

Hingham Homesteads, house designed by, Sept. 24

Hints in Cooking, July 60

Hobbies, Oct. 55

Hobby, Aug. 32, Nov. 36

Birds are my, Aug. 23

Hodges, Jessie, article by, Sept. 68

Holler, Lois Van Alstine, article by, July 66

Holt, Mrs. Lucille Whitsett, garden of, Aug. 4

Homasote Co., house designed by, Nov. 16

Home and Office Under One Roof, Nov. 38

Home defense, What are We doing for, Nov. 19

is being Loaded this Morning, Your, Sept. 18

it's Mister Heydon who's gifted and clever, In this, Oct. 55

or a Mortgage, Will they inherit a, Sept. 79

The Coleman's find their Ideal, Nov. 78

Three Stages of a Home, Nov. 32

Homes—24 New Homes a Day! Low Cost, Nov. 14

We Furnish 2 Rooms with Taste, Style, Quality, Low Cost, Nov. 12

Hook and Ladder, Sept. 22

Hooking Rugs, June 44

Horn, Frank, home of, Aug. 49

Hour a Day with Yourself, One, Nov. 66

House of Seven Scallops, Oct. 22

on a Cedar Hill! Cedar, Aug. 42

on our Cover, Bachelor's, Aug. 49

Plans, Why we do not sell, June 66

Second Choice, Aug. 13

Story Book, Aug. 46

that Loan Built, The, Aug. 17

Housecleaning schedule, June 98

Houses for Birds, Aug. 23

Rammed Earth, Sept. 24

Housework Cut in Half, June 98

Housework Do's and Don't's, Nov. 60

Hover, H. Herbert, designed by, Aug. 43

How About a Doughnut Fry, Aug. 57

About a Swiss Picnic, Aug. 7

do you like our Special Features, July 58

Much Do You Know, Sept. 55, Oct. 94, Nov. 84

to Make Anna More Efficient, Oct. 117

to Raise a Parent! Aug. 22

Howard, Edwin L., Playhouse designed by, July 18

Howarth, Miss Marian, fireplace of, Oct. 77

Hoyt family in one Quilt!, 8 Generations of the, June 47

Hoyt-Reim, Priscilla, article by, June 47

Huber, Dr. and Mrs. Paul, home of, Oct. 42, Nov. 46

Hutchinson, Dick, article by, Aug. 23

I do, do you, Oct. 84

I guess we're pretty Typical, Sept. 66



I like a room with Spirit!, Sept. 80  
I told you! I told you so!, Nov. 42  
I'll take a room downtown, July 65  
Idea, California Man Invents!, Aug. 18  
Ideas for a Gay Summer Life, Major and  
Minor, June 72  
Made Reall!, Oct. 22  
Illinois Contrasts, Oct. 58  
not New England, June 50  
Out in, June 59  
Imagination for Children, Oct. 84  
In New York and Chicago Men Keep Cool!,  
Aug. 19  
their home it's Mister Heydon who's gifted  
and clever!, Oct. 55  
Indoor Gardening, Sept. 90  
Plants will Bloom in the Winter, Sept. 65  
Ingenuity Knows no Limit!, Their, June 49  
Insurance Buys Education, Oct. 17  
Insurance for Home Owner, Sept. 79  
Invite them to a Sundae Bar!, Sept. 102  
Ironing-board stall, Extra cupboard from a,  
July 64  
Irish, Vernon David, letter by, July 11  
... is sauce for the rooster and the Hen!,  
Sept. 118  
It Began with Whooping Cough!, Aug. 32  
has possibilities!, Aug. 11  
Keeps the Rain Off, Nov. 90  
sure beats Everything...!, Oct. 122  
Won't Cost you a Penny!, Sept. 30  
It's easy to Make!, Oct. 67  
a Man's World, Aug. 8  
a Swell Compromise, Oct. 86  
Fun to Sing!, Aug. 64  
in the Bag!, Oct. 74, Nov. 108  
Picnic Time Again!, Aug. 55  
Ivy Interest, Nov. 76

Jelly-Jar Place Cards, July 58  
Jenkins, Philip R., article by, Aug. 22  
"Jim-mee is a Sis-see!" "Joan-ee is a Tom-  
boy-y-y!", Oct. 48  
Jobs One Penny Will Do Electrically, June  
94  
Johnston, Bruce, and Jan Givan, cloth de-  
signed by, Sept. 46  
Jones, Helen Swift, designed by, Sept. 46  
Joslyn, Leo A., article by, Aug. 62  
Just Porch Work, July 28

Kansas City Architect Linscott, Sept. 68  
Kansas, They travel all over, Nov. 36  
Keene, Gwendoline, article by, Oct. 29  
Keep Bedrooms Cool as Breezes, June 76  
Keister, Mary Elizabeth, article by, July 12  
Kellogg, Mrs. Grace, article by, Nov. 34  
Kelly, Carl K., article by, Sept. 25  
Kern, Marjorie, article by, Oct. 132  
Kidwell, Mr. and Mrs. A. L., home of, Sept.  
25  
King, Mr. and Mrs. V. D., home of, Nov. 87  
Kit for Automobile driving Emergencies, Jan.  
32  
Kitchen, "Before and After," Aug. 63  
"Life Begins at 40!", July 61  
Remodeled, Oct. 130  
Shelf, Merry-go-round for, Oct. 128  
Stove on a part time basis! Men: put  
your, Aug. 56  
Kitchens, Mellow Wood in 2 Modern Cali-  
fornia, Sept. 114  
Klopp, Mrs. C. A., article by, Sept. 47  
Klug, Bertha O., article by, Sept. 88  
Knitting Book, The Complete, Nov. 59  
Knobs, Thelma, articles by, Oct. 48, 97  
Knowles, Mr. and Mrs. E. Lewis, home of,  
June 4  
Koch, Carl, designed by, Nov. 70  
K. P., Do you call it, Oct. 130  
Krassins, Mr. and Mrs. C. W., home of, Sept.  
4  
Kronengold, Jeannette D., article by, Sept.  
46  
Kysilko, Jeanne, home of, Sept. 17

Labeling glasses with Nail Polish, Sept. 47  
Lady, take the Chair!, Nov. 44  
La Fontaine, Rosalind Spring, article by,  
Oct. 46  
Lamp Shades, July 28  
Lamps, Nov. 29  
Langlais, Mr. and Mrs. Leo, home of, Oct.  
19  
Lanning, Victor H., article by, Aug. 17  
Lardner, P. A., article by, Nov. 77  
Larsen, Albert, house designed by, Sept. 114  
La Terza, Andre, article by, July 25  
Laundry Equipment, Nov. 110  
Lavatory enclosed in an old Washstand,  
Sept. 47  
Lavell, Mr. and Mrs. John S., barbecue pit  
of, Aug. 48  
Law about Guests Like These! There Should  
be a, Nov. 23  
Lawn bench, An original, July 34  
Lawrence, Jr., Mr. Beardsley, home of, de-  
signed by, Oct. 29  
Leaks! Cracks, Creaks and, Oct. 50  
Leather desk Pad, Oct. 67  
Lee, Anne H., article by, Nov. 76  
Lee, Ruth W., articles by, June 58, July 21  
Leeper, Paul S., letter by, June 14, home  
of, Aug. 24  
Lees, Wilma A., article by, Nov. 78  
Leff, Ruth J., article by, Nov. 23  
Left-overs, July 58, Sept. 104  
Left-Over, This Month's, June 95  
Lemon Piel, P.S. I still get my, Aug. 62  
Leonhardt, Rene W. P., designed by, Oct. 67  
Lessons in Safety, Sept. 39  
Let it Rain!, July 52  
Letters to Editor, June 10, July 11  
Lewis, Helen, article by, July 35  
Lewis, Herbert C., article by, Oct. 17  
Ley, Mrs. C. J., home of, June 4  
Library at Hempstead, L. I., Sept. 21

Library, Booklets for your, Oct. 128  
Lide, Mr. and Mrs. Jesse H., garden of, Aug.  
4  
Liebes, Dorothy, article by, June 63  
Life Insurance Buys Education, Oct. 17  
Light, Air and the pursuit of imagination!,  
Nov. 80  
Fixtures, Pie-Tin, Sept. 49  
the Modern Way, Nov. 70  
Lighting Fixtures, Oct. 113  
the Barbecue, Aug. 55  
Lilies, Five Months of, Oct. 102  
Lindsay, 3rd, Mr. and Mrs. C. R., home of,  
June 58  
Lining for Baby Basket, Quilted, July 40  
Linscott, Mayol H., house designed by, Sept.  
68  
Little, Mrs. James L., article by, Nov. 81  
Little, Kathleen Eames, article by, Oct. 92  
Littlefield, Mrs. Paul, home of, Nov. 82  
Live Alone and Like It, Sept. 76  
Living, An Experiment in, Nov. 68  
Living-Dining Room for Defense Housing,  
Oct. 45  
Living Room and occasional bedroom down-  
stairs, Sept. 52  
Loan built, The house that, Aug. 17  
Long, Mrs. Charles R., letter by, July 11  
Long, G. B., article by, Aug. 20  
Longino, Mrs. William, plan of, Nov. 18  
Look Out and Tree House, July 18  
over your Mattress—not under it!, Nov.  
92  
Loomis house, Oct. 89  
Lot, Barbecue on City, Aug. 48  
Texas Man Likes His Sunken, Aug. 24  
Louise!, "Well, you might call me, Sept. 74  
Loven, Carl Kemm, house designed by, Nov.  
32  
Low Cost Homes, Nov. 12  
Low Cost Need not mean a Run-of-Mill  
Bandbox, July 26  
Low, Elizabeth, collection arranged by, Oct.  
37  
Low Garden Table for \$1.25, July 43  
Luncheon for Slenderizing, Sept. 94  
Lundberg, Vivian, article by, Nov. 109  
Lyman, Mr. and Mrs. Harry H., terrace of,  
Aug. 4  
Lyon, Aubrey, driveway of, Aug. 48  
Lyons, Don C., article by, Oct. 129

Mahn, S., recipe by, Aug. 54  
Maid in the House, When there's a Baby  
instead of a, Sept. 113  
Service, Sept. 100  
Training, Oct. 117  
Major and Minor, June 72, July 34, 50,  
Aug. 58, Sept. 92, 104, Nov. 103  
Make it Match, Sept. 73  
Man and his Marigolds, A, Nov. 26  
Man's Room, Oct. 36  
World, It's a, Aug. 8  
Mansfield, Mr. and Mrs. Mortimer, home of,  
Nov. 8  
Mannan, Mrs. O. K., entrance of, Sept. 4  
Marigolds, A Man and His, Nov. 26  
Market, We Go to, Nov. 20  
Markles, Harry C., party given by, Nov.  
104  
Marrow, Genevieve B., article by, Nov. 74  
Match, Gotta, Aug. 55  
Match, Make it, Sept. 73  
Mattress—not under it!, Look over your,  
Nov. 92  
May, Mrs. W. A., home of, Nov. 6  
Mayo, Willie Fan, article by, Nov. 77  
McCullough, Anne, article by, July 54  
McDaniel, Mrs. garden of, Nov. 18  
McKenzie, Dorothy, article by, Sept. 36  
McNeill, Miss Rebecca H., garden of, Oct. 65  
McWhorter, Florence, article by, June 49  
Meal, The Favorite American, June 84  
Measles!—but we meet the neighbors, Sept.  
116  
Medicine Cabinet Supplies, Oct. 100  
Medlock, Susan Jones, article by, Nov. 25  
Meeker, Hildegard L., article by, Oct. 104  
Meeks, Erle, desk of, Oct. 97  
Mellow Wood in 2 Modern California Kitch-  
ens, Sept. 114  
Men, Foursomes that appeal to, Aug. 36  
Men, Personal! for, Aug. 30  
Men—Powder Room, Sept. 47  
Men: put your kitchen stove on a part-time  
basis!, Aug. 56  
Mends Well, Alf's Well that, Oct. 118  
Meringues, Oct. 110  
Meriwether, Katharine Cook, article by,  
July 46  
Merry-go-round for Kitchen Shelf, Oct. 128  
Miles, Allie L., article by, July 58  
Milk, Mrs. Ethel, home of, June 4  
Miller & Warnecke, designed by, Nov. 70  
Millstone into moss-covered stepping stone  
for garden, Sept. 46  
Mitch, Jr., Frank, article by, Oct. 98  
Mixers, Oct. 122  
Mixing Catnip Tea with Fears, Sept. 76  
Moderate Cost Dinner for 4, Oct. 111  
Modglin, A. Lois, article by, Oct. 70  
Mold!, Glorified butter, Nov. 81  
Monk's cloth for Picture Frame, Sept. 47  
Montgomery, Charlotte, article by, Nov. 44  
Mortgage, Will they inherit a home or a,  
Sept. 79  
Morton, Julie, article by, Nov. 112  
Moss, Doris Hudson, article by, Sept. 45  
Motoring accessories kept in shoe pockets,  
Sept. 47  
Mounting for Designs, Nov. 77  
Move Heavy Furniture, Dollies Help, Sept.  
64  
Moving, Aug. 34  
Back to the City, Sept. 32  
from City to Country, Nov. 68  
Muir, Edla, house designed by, Nov. 87  
Murphy, Arthur F., article by, Aug. 42

Murphy, F. L., article by, Aug. 13  
Murphy, John C., article by, Oct. 45  
Museum Quiz, Sept. 55, Oct. 94, Nov. 84  
"Musts" when I build!, 26, Nov. 56  
My son was allergic to parties, but now...  
June 97  
Nadler, Mr. H. O., home of, Oct. 4  
Nail Keg and Shelf for Desk Set, Oct. 98  
Naiman, Ruth Louise, letter by, July 11  
Name Changing, Sept. 30  
Napkin Rings, June 49  
National Parks and Forests, Do you know  
your, June 24  
Needlepoint, Oct. 56  
Needlework, These won prizes—, Sept. 72  
Neighbor, Good, Nov. 112  
Neighbors' Children, June 102  
Measles!—but we meet the, Sept. 116  
Nelson, A., article by, Sept. 46  
Nelson, Edna Deu Pree, articles by, Sept.  
55, Oct. 94, Nov. 84  
New England, June 53  
Newman, Eleanor, idea by, Sept. 98  
Nor do American Women stop at "fancy  
work," June 48  
Nosegays, Old-fashioned, July 58  
Notebook for memorandum of items to be  
remembered, Sept. 64  
Nothing to do with the price of gasoline,  
June 32  
Noyes, Greta B., needlework by, Sept. 73  
Nursery, July 40  
Nursery-book room, Nov. 77  
Nutrition is not a 9-letter word, Sept. 12  
Nutritious Food, Nov. 19  
Obermuller, P. C., article by, Oct. 102  
O'Connor, Pat, article by, July 64  
Odd Corners, Oct. 46  
Odds and Ends, Pocket Bag for, Oct. 128  
Office under one Roof, Home and, Nov. 38  
Oilcloth Wallpaper for Window Valance,  
Sept. 65  
Old-fashioned Nosegays, July 58  
Old Picture Frame, The, Sept. 57  
Olsen, Paul, article by, backyard patio of,  
Aug. 19  
On a corner lot in Seattle, July 44  
Review, Nov. 58  
One Hour a Day with Yourself, Nov. 66  
Original Lawn Bench, An, July 34  
Osgood, Ellen, idea by, Sept. 98  
Ottman, Sidney, article by, Aug. 55  
Our Club Studied The American Home, Sept.  
63  
Out in Illinois, June 59  
Outdoor Living Room, Aug. 43, Oct. 89  
Whatnots for Plants, Nov. 55  
Owens, Edna, home of, Sept. 16  
Owens, Mrs. Len D., home of, Sept. 40  
Paddock, Elizabeth, article by, Sept. 47  
Paddock, Mr. and Mrs. Howard C., home of,  
Oct. 4  
Paine, Barbara B., article by, Oct. 126  
Paint "rented" wallpaper, We always, Nov.  
72  
Painting Exterior of Homes, Sept. 24  
Painting Water Heater and Window, Nov.  
76  
Pans Become Wall Pieces!, Cake, Sept. 47  
Pantomime Games for Indoors, July 51  
Paper Bag for Scraps Idea, Oct. 74  
Parcher, Clifford, articles by, Aug. 64, Sept.  
118  
Parent, How to raise a, Aug. 22  
Parker, Allen, garden of, Sept. 16  
Parker, Mr. and Mrs. G. D., home of, Sept. 4  
Parks and Forests, Do you know your, June  
24  
Parties, but now... My Son was Allergic  
to, June 97  
Parties by Sub-Debs, Nov. 25  
Parties for Small Boys and Girls, Oct. 114  
Party Favor Idea, July 58  
for Boys, Sept. 107  
for Halloween, Nov. 109  
in Costume!, Barn, Nov. 104  
Indoors, July 52  
Patio, Backyard, Aug. 19  
Pearman, Joseph B., articles by, Aug. 26,  
Oct. 27  
Pearman Spends Vacation on Fish Pool!,  
Aug. 26  
Peddycord, Mrs. Robert H., article by, Nov.  
94  
Penland, Nell Bates, article by, June 97,  
suggestions by, July 52  
Perkins, Mr. and Mrs. John W., home of,  
Nov. 8  
Perkins, Lawrence, designed by, Nov. 10  
Perlee, Mrs. C. D., home of, Nov. 82  
Perotka, Mr. and Mrs. Edward F., home of,  
Sept. 4  
Personal, June 82, July 23, 30, 62, Sept. 74,  
Oct. 90, Nov. 64  
Personal! For Men, Aug. 30  
Petterka, Mrs. James, home of, Nov. 6  
Petticoats and Prints!, Nov. 76  
Phelps, Floyd, book nook of, Oct. 97  
Phillips, Alberta, article by, Nov. 72  
Phillips, Mr. and Mrs. William D., garden  
of, Aug. 4  
Photographs of Neighbors' Children, Sept.  
46  
Pick it up and Take it with You!, July 57  
Pick your Color—and use it right!, Sept. 24  
Picking the College is Not Enough!, Oct. 17  
Picnic, How about a Swiss, Aug. 7  
Insulation, Aug. 61  
Suppers, July 57  
Time Again!, It's, Aug. 55  
Pienies!, For Poison-Free, Aug. 54  
for the whole family, Aug. 58  
I Like, Aug. 56

Picture Frames, July 42  
Frames from Cake Pans, Sept. 47  
Frame made from Monk's Cloth, Sept. 47  
Frame, The Old, Sept. 57  
Framing, Nov. 30  
Picture Mounting, Nov. 77  
Pictures, Fabric, Sept. 73  
Ivy instead of, Nov. 76  
Piel, P.S. I still get my lemon, Aug. 62  
Pie-tin light fixtures, Sept. 49  
Pipe Dream, Oct. 36  
Place Cards, Jelly-Jar, July 58  
Mats, Sept. 73  
Mats and Napkins from Gibraltar Cloth,  
July 64  
Plan Your Food Budget for Health Defense,  
Sept. 110  
Plans, Why we do not sell House, June 66  
Plant Exchange, A Practical, Nov. 18  
Stand from Vegetable Bin, A, July 42  
Plants, Outdoor Whatnots for, Nov. 55  
Plants, Ways to Use, Nov. 54  
Plants will Bloom in the Winter, Indoor,  
Sept. 65  
Plate Hangers, Nov. 76  
Playhouse!, Every little girl loves a, July  
18  
Play Yards can Grow into Fine Gardens,  
July 16  
Plywood Table Top, Nov. 77  
Pocket Bag for Odds and Ends, Oct. 128  
Poison-Free Picnics!, For, Aug. 54  
Pole, Rock Base for Flag, Aug. 27  
Pool keeps him cool and happy!, A port-  
able, July 17  
Porman spends vacation on fish, Aug. 26  
tool, All this for \$6,000—the, Aug. 44  
with waterfall for \$2, June 48  
Pools go Modern, 2 Little, Aug. 43  
Porch Supper, This Month it's—a, Aug. 52  
Work, Just, July 28  
Portable Homes, Sept. 18  
pool keeps him cool and happy!, A, July  
17  
Porter, Dorothy Burton, articles by, July  
40, Aug. 61, Sept. 48, 90, Nov. 76  
P.S. I still get my lemon pie!, Aug. 62  
Pottery, June 63  
Powder Room for Men, Sept. 47  
Powell, Miss, home of, Nov. 18  
Powers, Mr. W. Lester, home of, June 4  
Practical Plant Exchange, A, Nov. 18  
Precautions Against Accidents in House-  
hold, Nov. 42  
Prefabricated Homes, Sept. 18  
Prim Little Cape Coder—only \$3,000!, Oct.  
29  
Prints!, Petticoats and, Nov. 76  
Prizes—Needlework, These won, Sept. 72  
Prizes, This Month's Bridge, Sept. 90, Oct.  
93, Nov. 62  
Progressive Educational Project in Win-  
netka, Illinois, A, Nov. 10  
Project in Winnetka, Illinois, A Progres-  
sive, Educational, Nov. 10  
Puppet Theatre, Sept. 21  
Puppets, Nov. 36  
Pyle, Margaret, article by, Sept. 63  
Querry, Mrs. garden of, Nov. 18  
Quickie, July 58, Sept. 104  
"Quickie," This Month's, June 95  
Quilliam, Mr. and Mrs. H. J., home of, Aug.  
46  
Quilt!, 8 Generations of the Hoyt family in  
one, June 47  
Quilted lining for baby basket, July 40  
Quiz, July 8, Sept. 55, Oct. 94, Nov. 84  
Raasch, Elsa, recipe by, Oct. 110  
Radio, Revamping old, Oct. 128  
Radish Relish, Sept. 110  
Rag Bag Ideas, Sept. 73  
Rag-Doll Theatre, Sept. 21  
Rain!, Let it, July 52  
Rammed Earth Homes, Sept. 24  
Randolph, Mr. and Mrs. Howard S. F., home  
of, Aug. 4  
Raskin, Eugene, article by, Oct. 50  
Recreation Room, Sept. 52  
Rediscovering America, June 9  
Rehabilitation for \$4,500, Complete, Nov.  
50  
Reilly, Rev. J. E., summer cottage of, Sept.  
4  
Rejuvenating worn rug, Nov. 77  
Relish, Radish, Sept. 110  
Reminder for Guests, Oct. 128  
Remodeled Kitchen, Oct. 130  
—remodeled under \$6,500, Bought for \$25,  
Aug. 28  
Rennick, Mr. and Mrs. Avery, home of, de-  
signed by, Sept. 25  
Renovating Apartment, Sept. 36  
old Cottage, June 72  
Renwick, Mr. and Mrs. George W., home of,  
Oct. 42, 97, Nov. 47, 83  
Rest?, Tired?, Need a, June 98  
Revamping old Radio, Oct. 128  
Review Booklet, Nov. 58  
Reynolds, Miss Felicity, home of, Oct. 44,  
58, Nov. 46, 83  
Rhododendron "hells" and "slicks" of heath,  
June 30  
Ridley, Elizabeth A., recipe by, Nov. 100  
Robison, Mr. and Mrs. David L., hedge of,  
Nov. 54  
Robinson, Elsie, beach house of, Nov. 55  
Robinson, Mr. and Mrs. H. D., home of,  
Oct. 4  
Robinson, Justine L., article by, Sept. 66  
Robson, Barbara R., article by, Sept. 57  
Rock Base for Flag Pole, Aug. 27  
Rockefeller, John W., article by, Oct. 74  
Rods for a Trellis, Wooden, July 34  
Rogers, Amelia, pictures designed by, Sept.  
73



Roller, Anna B., article by, June 44  
Roof-top garden, Aug. 20  
Room Arrangements for Convenience, Aug. 14  
downtown! "I'll take a, July 65  
for a Man, Oct. 36  
for the infant, July 41  
redecorated for Child, Nov. 77  
with Spirit! I Like a, Sept. 80  
Rug Making, Oct. 55  
rejuvenating, Nov. 77  
Ryser, Marcella, and Elinor Scoville, article by, Nov. 106

Safety, Lessons in, Sept. 39  
Salisbury, Glad, and Blanche Wheeler, article by, Nov. 107  
Salt Lake City Bachelor Turns Farmer, Oct. 40  
Sammis, Mr. and Mrs. E. E., home of, July 4  
Sanders, Jr., Mr. Harry A., outdoor fireplace of, June 4  
Sands, Dr. and Mrs. Russell, home of, Sept. 24

Sandwich Bar, July 54  
Sauce for the rooster and the hen, Sept. 118  
Sawdust Accumulator, Aug. 18  
Scallops, House of Seven, Oct. 22  
Schedule for Housecleaning, June 98  
School, Crow Island, Nov. 10  
Sclater, Ruth L., article by, Nov. 77  
Scoville, Elinor, articles by, Aug. 7, Sept. 30, Nov. 77  
Scoville, Elinor, and Marcella Ryser, article by, Nov. 106

Scraps Idea, Paper Bag for, Oct. 74  
Sculpture Cleaning, Nov. 30  
Soap, Nov. 52  
Seashore Garden, Nov. 34  
Seattle, On a corner lot in, July 44  
Second Choice House, Aug. 13  
Sell, Mr. and Mrs. W. M., home of, Nov. 6  
Servant Problem, Sept. 100  
Service Entrance to Heaven, Oct. 71  
Shaffer, Elizabeth, recipe by, Oct. 108  
Sharkey, Sybil G., article by, Oct. 71  
Shelf and Nail Keg for Desk Set, Oct. 98  
Shelf Desk, Hall Corner, Oct. 97  
Shelf Edging Idea, Oct. 75

Shellacing Table Top, Nov. 76  
Shelves, Outdoor, for Plants, Nov. 55  
Shepherd, R., article by, Nov. 76  
Sheridan, Ellen, invitations by, Sept. 98  
Shipman, Madeleine, article by, Sept. 39  
Shoe Pocket for Extra Accessories while Motoring, Sept. 47  
Shower, Baby, Sept. 98  
Shrubs on Walls, Trees and, Oct. 60  
Sign Post, Oct. 55  
Silver Dollars for Silver Wedding Anniversary Gift, Sept. 110  
Simonds, Walter, house designed by, Aug. 44

Simple, Irate Inquiry, A. Aug. 14  
Sing, It's Fun to, Aug. 64  
Siple, Allen, house designed by, Sept. 24  
Sites, 2 Successful Solutions for Hilly, Nov. 86  
\$6,000—the pool, too!, All this for, Aug. 44  
Sledge, Miss Virginia B., garden of, June 4  
Slide, Elephant, July 14  
Slip cover for auto seat made into Love Seat, Sept. 46  
Slips do Count!, July 42  
Small-Fry, Stag for, Oct. 114  
Smeltzer, Mr. and Mrs. C. A., home of, Nov. 32

Smith, Clarissa B., article by, Oct. 128  
Smith, Helen Treys, recipe by, Oct. 108  
Smith, Herman, menus and recipes by, June 87, July 56, 60, Aug. 54, 59, 60, 62, Sept. 106, 112, Oct. 108, 110, Nov. 98  
Smith, Marguerite R., article by, Nov. 56  
Smithies, Louise Kellam, article by, Nov. 36  
Sneed, Mr. and Mrs. W. F., home of, Nov. 6  
Soap Sculpture—or all is not soap that Bubbles, Nov. 52  
Soap Shaker for washing towels, 10¢, July 64  
Soaps, Hidden Pantry Bin for, Aug. 62  
Sohn, Mr. and Mrs. Charles H., home of, Sept. 4  
Solutions for Hilly Sites, 2 Successful, Nov. 86

Son was allergic to Parties, My, June 97  
Soon time to turn on the Heat!, Sept. 82  
Spacious Living in 11' x 20', July 21  
"Speaks almost audibly of ease and comfort within," Sept. 27  
Special Features, How do you like our, July 58  
Speck, Margaret, article by, Sept. 32  
Spohn, Mrs. George H., home of, Nov. 82  
Sports Garden has Croquet, archery, ping-pong, putting, July 15  
Sprague, Curtiss, favors designed by, Nov. 98

Sprinkling Clothes Idea, Oct. 128  
Squire, Mildred, recipe by, Nov. 102  
Stag for Small-Fry, Oct. 114  
Stages of a Home, 3, Nov. 32  
Stair Carpet, Oct. 55  
Steig, Selma, article by, July 33  
Stein, Mr. and Mrs. Harry, home of, Sept. 4  
Stephens, Mrs. George A., home of, June 4  
Stepping Stone, Moss-covered, from millstone for Garden, Sept. 46  
Stevenson, Miss K., home of, Sept. 25  
Stewart, Beth, article by, Sept. 100  
Stoker, Mrs. J. S., home of, Sept. 4  
Storing Winter, Sept. 32  
Story book House, Aug. 46  
Stove on a part time basis!, Men: put your kitchen, Aug. 56

Strange as it seems, the best place to get sun, July 47  
Sturdevant, Dr. A. A., fireplace of, Oct. 82  
Sturtevant, Butler, designed by, July 16, articles by, Sept. 40, Oct. 89  
Sub-Debs on Their Own, Nov. 25  
Suburban Farm 25 miles from New York, July 39  
Summer home, closing, Sept. 32  
Fun and First Aid are often synonymous, July 23  
Sundae Bar!, Invite them to a, Sept. 102  
Sunday Trouble?, Do you have, Oct. 132  
"Sun, Inc." heats water for you!, And now, July 25

Sunken Lot!, Texas Man Likes His, Aug. 24  
Sunrooms, July 47  
Supper, This Month it's a Porch, Aug. 52  
Supplies for Medicine Cabinet, Oct. 100  
Swiss Picnic, How About a, Aug. 7  
System for Heating Water, July 25  
Table for \$1.25, Low Garden, July 43  
into Breakfast Tray, Child's, Oct. 75  
Top of Plywood, Nov. 77  
Turning the, Nov. 76  
Tablecloth to Match Dishes, Sept. 73  
Tack that Tackle!, Nov. 77  
Take Johnnie's picture for his Mother's Christmas!, Sept. 46  
Taylor, Mr. and Mrs. Norman, home of, Oct. 19  
Tea House, Aug. 43  
Tell us Where you're going—and we'll tell you what to see!, June 37  
10¢ Soap Shaker for washing towels, July 64

Terrace Fiestas!, July 48, 55  
Test, Lawrence, house designed by, Oct. 89  
Texas Man Likes His Sunken Lot!, Aug. 24  
Texas, While Down in, June 56  
Theatre, Rag-Doll, Sept. 21  
Their Ingenuity Knows No Limit!, June 49  
Theiss, Lewis Edwin, article by, July 22  
Thelen, William M., fireplace of, Oct. 80  
There should be a law about Guests like these!, Nov. 23  
There's One in Every Neighborhood, Sept. 60  
These won Prizes in Needlework, Sept. 72  
They Gobbled the Goblins, Nov. 109  
Travel all over Kansas, Nov. 36  
This Month it's a Porch Supper, Aug. 52  
it's Terrace Fiestas!, July 48  
it's the Favorite American Meal, June 84  
This Month's Bridge Dessert and Gourmet Menu, June 91, Sept. 104, Oct. 109  
Bridge Prizes, June 81, Sept. 90, Oct. 93, Nov. 62  
Left-Over, June 95  
Party—A Jalopy Breakfast, Oct. 104  
Party—Gourmet's Thanksgiving Dinner on a Poor Man's Budget, Nov. 94  
Party—Occasion Baby Shower, Sept. 98  
"Quickie," June 95  
3 Classes, Sept. 36  
3 Generations under Our roof—and we like it!, July 66

Three rooms and bath, furnished, about \$2,000 f.o.b. Portland, Ore., Sept. 19  
3 Stages of a Home, Nov. 32  
Tiemann, Olga R., article by, Sept. 38  
Tiered Plant Stand from a Vegetable Bin, A, July 42  
Tiger, Joseph, articles by, Oct. 35, 97, Nov. 82  
Tigner, Mr. Charles, grille of, Aug. 4  
Tired?, Need a Rest?, June 98  
Tommy Sleeps with G-irls!, Oct. 35  
Tool House, Garage, Aug. 48  
Tortoise Shell Treasure, Oct. 37  
Training the Children, Aug. 22  
Vines, Oct. 60  
your Maid, Oct. 117  
Travel all over Kansas, They, Nov. 36  
Guide, June 37

Travis, Mrs. H., article by, July 42  
Tray from Child's Table, Breakfast, Oct. 75  
Treasure, Tortoise Shell, Oct. 37  
Tree doctor, Beware of the Quack, July 32  
Tree-house and Lookout, July 18  
Trees and Shrubs on Walls, Oct. 60  
Tremble, Freda B., article by, July 58  
Trends, Part I, Oct. 25; Part II, Nov. 29  
Trester, Laura, article by, Sept. 64  
Trumpf, Forrest W., house designed by, Sept. 35

Turning the Table!, Nov. 76  
Tutbill, Mr. L. W. C., letter by, July 11  
26 "Musts" when I Build!, Nov. 56  
Twining, Frances S., article by, Oct. 60  
Two Birds in a Bush, Nov. 74  
2 little pools go Modern, Aug. 43  
2 Successful Solutions for Hilly Sites, Nov. 86  
\$2,000.54!, All for, July 27  
\$2,000 f.o.b. Portland, Oregon, Three rooms and bath, furnished, about, Sept. 19  
Tyler, W. P., article by, Sept. 47

Under the Stars We Advance, Sept. 10, Oct. 8, Nov. 10  
U. S. A.—Land of Every Sport, June 19; Ancient Civilization, June 20; Teeming Seaports, June 21; Architecture, June 22, 23  
Use your Imagination!, July 40  
Using your Place to Full Advantage, Aug. 48  
Vacation Plans, June 17  
Valance, Oilcloth Wallpaper for Window, Sept. 65  
Vallejo Project, Nov. 16  
Vegetable and Flower Arrangement, Oct. 70  
Verness, L., article by, Sept. 47  
Visitors, Week-end, Nov. 23  
Vitamin Health, Nov. 19  
Vitamins essential to good Health, Sept. 12

Wagner, Dorothy, article by, July 63  
Walden, Beatrice Anna, article by, Nov. 68  
Walker, Mrs. Mollie Blue, Lily pool of, Oct. 4  
Wall, Garden, Sept. 84  
Walling, Mr. and Mrs. Fred, home of, June 4  
Wallpaper Border, Oct. 74  
We always paint "rented," Nov. 72  
Walter, Gwen, article by, Oct. 129  
Wank, Roland, house designed by, Sept. 18  
Wanna Buy a Desk for 99¢, Oct. 129  
join the Digger-Uppers and Putter-Inners, July 35  
Ward, June, article by, Sept. 52  
Ward, Mr. and Mrs. William Baker, home of, Sept. 52  
Warren, Mr. and Mrs. C. F., home of, Oct. 4  
Washed Up, Are you all, Nov. 110  
Water for you!, And now "Sun, Inc." heats, July 25  
Heater and Window, Painting, Nov. 76  
Waterfall Pool for \$2, June 48  
Waters, Mr. and Mrs. R. Newell, home of, house designed by, June 57  
Watkins, Edward, article by, Aug. 8  
Watson, Harry M., article by, Sept. 79  
Wayne, Mrs. H., article by, Oct. 128  
Ways to Use Plants, Nov. 54  
Weaving, Sept. 46  
We always Paint "rented" wallpaper, Nov. 72  
go to Market, Nov. 20  
have all the Ingredients of a S.P., Sept. 100  
Share our Gardens, Oct. 65  
Tired of Paying for an Address!, Aug. 34

We're pretty tired of being told "American Women Can't DO Anything!", June 44  
Webb, Miss Catherine, librarian of, Sept. 21  
Week-end Visitors, Nov. 23  
Weeks, R. P., article by, Sept. 110  
Well House, Oct. 56  
"Well, you might call me Louise!", Sept. 74  
Welton, Mr. Courtenay, house designed by, Oct. 87  
Wemstrand, Dr. and Mrs. D. E., living room of, Oct. 44  
West, Louis, articles by, July 34  
West, William, article by, June 93  
Weston, Mrs. C. G., article by, Sept. 110  
What are WE doing for home defense, Nov. 19  
can I do with it, Nov. 46  
do College Girls Want, Sept. 49  
Every Bridegroom Should Know!, Aug. 52  
Shall we do with the Children, July 12  
Won't They Think of Next, Sept. 46, Oct. 74, 128, Nov. 76

What's Happening in the U. S. A.?, June 50, 63, 68  
What's Your Pleasure, June 17  
What's Wrong Here, July 8  
Whetnots for Plants, Outdoor, Nov. 55  
Wheelbarrow Glorification, Oct. 56  
Wheeler, Blanche, and Glad Salisbury, article by, Nov. 107  
When there's a baby instead of a maid in the House, Sept. 113  
While Down in Texas, June 56  
White, Dale, articles by, July 65, Sept. 94  
White, George Taylor, home of, article by, July 39  
Whitefish Bay, On, Sept. 34  
Whitney, Ronald L., article by, Sept. 64  
Who could guess the beauty hidden behind Brownstone Fronts, Sept. 50  
Why we do not sell House Plans, June 66  
Wikstrom, Mrs. C. E., article by, Oct. 74  
Wilder, Walter Beebe, article by, Aug. 54  
Wilding, Corinne, article by, Sept. 65  
Williams, Ozella, article and drawings by, Oct. 22  
Williford, Jr., Mr. W. W., fireplace of, Oct. 76  
Willson, M. A., article by, Aug. 18  
Will they inherit a Home or a Mortgage, Sept. 79  
Wilson, Mr. and Mrs. Irvin L., home of, Nov. 8  
Winder, Mr. George, home of, Oct. 40  
Window Box Stand-ins, Sept. 96  
Boxes for Plants, Nov. 54  
Painting water heater and, Nov. 76  
Valance, Oilcloth Wallpaper for, Sept. 65  
Windows, Nov. 80  
Winner Take All, June 81  
Winnetka, Illinois, A Progressive Educational Project, Nov. 10  
Witches and the Goblins Ride Again, Nov. 106  
Without Charm it's not a real home hearth!, Oct. 76  
Wood, Beatrice, pottery made by, June 63  
Wood in 2 Modern California Kitchens, Mel-low, Sept. 114  
Wooden Alphabet Blocks as handles for Drawers, July 40  
Towel Rods for a Trellis, July 34  
Wolf, John, house designed by, Aug. 50  
Wolfe, Julia W., article by, Oct. 118  
Wonderful World, A, Aug. 38  
Worthington, H., article by, Aug. 14  
Wurster, William Wilson, house designed by, Nov. 16  
Wurts, Richard, article by, Sept. 50  
Wylie, Geraldine, article by, Sept. 102

Yards Can Grow into Fine Gardens, Play, July 16  
Yost, L. Morgan, home of, house designed by, Nov. 38  
You and Your Food Budget, Oct. 121  
Young America Contributes, Sept. 16  
"Your home is being loaded this morning", Sept. 18  
Your Life is Not your Own!, Nov. 112  
Zeimer, Harry W., home of, Nov. 46, 80  
Ziegenfuss, Hilda, pottery reproduction by, Nov. 52

Zeimer, Harry W., home of, Nov. 46, 80  
Ziegenfuss, Hilda, pottery reproduction by, Nov. 52