

A Service Magazine dedicated to

June 35¢

THE AMERICAN HOME

PROPERTY OF
LIBRARY OF THE

MAY 25 1959

WOMAN'S COLLEGE
UNIVERSITY OF NORTH CAROLINA

**This "new" room
keeps your whole
house SPOTLESS**

**3 Best Homes for the Money
in Your State**

**How to keep your home
COOL ALL SUMMER**





You never have this! No more frost build-up! No more packages so locked in by frost, you can't get them out or read the labels.



You always have this! Now, with G-E Frost-Guard, everything is free of frost—walls, shelves and food! Packages are easy to identify.

NEW! FROST NEVER FORMS IN THIS GENERAL ELECTRIC FREEZER!



FROST-GUARD FREEZER
Model HA-13S

Progress Is Our Most Important Product

GENERAL  ELECTRIC

You never have to defrost this freezer!
New General Electric Frost-Guard System
keeps it free of frost—automatically!

No more messy drip pans, food locked in by frost—this new General Electric Frost-Guard Freezer defrosts itself completely, automatically, every day.

Circulating air keeps foods safe. With the General Electric Frost-Guard System your frozen food is kept at safe zero-degree temperature always—thanks to the constant flow of sub-zero air.

You get all these General Electric conveniences, too: famous Straight-Line Design—fits flush with walls, even into corners; bookshelf door; 4 big shelves; swing-out basket; 20-can juice dispenser.

Ask your G-E dealer to show you the 13-cubic-foot Frost-Guard Freezer soon. He'll also be glad to show you other G-E Freezers in 10-, 11-, and 18-cubic-foot capacities. Household Refrigerator Dept., General Electric Co., Appliance Park, Louisville 1, Ky.



Bookshelf door puts everything where you can reach it without stretching. Stores food like books on a shelf.



Economy of space. Takes 1/2 the floor space of a chest-type freezer, yet stores all food within easy reach.



A *Bedtime Story* FOR BUSY MOTHERS

Once there was a beautiful young mother who had two active, attractive children and an extension phone beside her bed.

Thanks to the phone, she could read or romp with the youngsters and run her household at the same time.

When she had to take or make a call, she saved steps and stairs and time.

When she wanted to plan a birthday party or order a Christmas present, she could talk with complete privacy.

And all through the night she slept more peacefully,

knowing that doctor, police, firemen and friends were as close as the phone by her bed.

As a result, life was easier, her family happier, and she looked younger than her years forever after.

* * *

You, too, can share the fun and get things done with the help of a bedroom phone. It comes in a choice of lovely colors, with a built-in night light if you like.

Other handy phones around the house—wherever people work or play or sleep—add so much to your comfort, so little to your budget. Just call our local business office.

BELL TELEPHONE SYSTEM



Pepperell sheets and blankets make any bedroom beautiful!



Refreshing as a summer breeze—You'll delight in the crisp coolness of Lady Pepperell's colorful Multi-Stripes!

Gay as a June day . . . cool as the sea spray . . . these Pepperell Multi-Stripes do such marvelous things for *you*! And they go with any color scheme . . . any decor . . . any of your other Pepperell pastels. Now yours in flat or 'Sanforized' fitted in luxurious combed percale or fine muslin.



French Floral—one of the most charming border prints ever to come out of la belle France! Take your choice of French Floral on pink or blue petal-smooth percale . . . and see how much prettier it makes you look.



Romantic Prints—two sentimental charmers that will brighten any bedroom! Both are available in flat or 'Sanforized' fitted; Colonial Rose in fine muslin only; Meadow Spray in percale only. You'll want *both*!



New Luxury Lightweight Blanket—the delightful purpose blanket that's just perfect for air-conditioned summers and to use as a coverlet or as a dainty extra throw. Pick your roses in pink, yellow, or blue.

Lady Pepperell

Sheets and Blankets

FITTED · REGULAR · WHITE · COLORS · STRIPES · PATTERNS · SCALLOPED · PERCALE · MUSLIN · NYLON



THE AMERICAN HOME, © 1959 The American Home Magazine Corp. All rights reserved. Title registered in U.S. Patent Office. Published monthly by The American Home Magazine Corp., 300 Park Avenue, New York 22, N.Y. Second-class postage paid at New York, N.Y. and at additional mailing offices. Executive, Editorial, and Advertising headquarters, 300 Park Ave., New York 22, N.Y. SUBSCRIPTION PRICES: U.S. and Canada, 1 yr., \$3; 2 yrs., \$5; 3 yrs., \$6. Pan-American countries add 50 cents per yr. All other countries add \$1 per yr. Subscription Department, The American Home Bldg., Forest Hills 75, N.Y. UNCONDITIONAL GUARANTEE: We agree, upon request from subscribers to The American Home, Forest Hills 75, N.Y., to refund the full amount paid for any copies not previously mailed. POSTMASTER: Send notices by Form 3579 to The American Home Bldg., Forest Hills 75, N.Y. THE AMERICAN HOME MAGAZINE CORP., W. H. Eaton, Chairman of the Board; Robert E. MacNeal, Vice Chairman and President; Robert Gibbon, Sr. Vice Pres.; E. Kent Mitchell, Sr. Vice Pres.; Edward C. Von Tress, Sr. Vice Pres.; Marion M. Mayer, John J. Veronis, Vice Presidents; C. A. Nichols, Secretary-Treasurer. Other Curtis publications are The Saturday Evening Post, Ladies' Home Journal, Holiday, and Jack and Jill.

JOHN MACK CARTER
Editor

MARION M. MAYER
Executive Editor

WILLIAM M. LANYON
Managing Editor

WILLIAM R. BOWMAN
Art Director

LESLIE R. FORESTER
Copy Director

ROBERT W. HOUSEMAN
Home Furnishings
and Decorating Editor

JUNE M. TOWNE
Food Editor

HUBBARD H. COBB
Building Editor

VIRGINIA E. THABET
Home Equipment Editor

THEODORE A. WESTON
Garden Editor

JIM LISTON
Midwest Editor

DOROTHY L. BRIGHTBILL
Home Projects Editor

HELEN DE MOTTE
Market Place
and New Products Editor

ALVIN GROSSMAN
Art Editor

ROBERT LOFGREN
Photography Editor

ROBERT J. MAHN
Production Manager

ASSOCIATES

John H. Ingersoll
James W. Brett
Priscilla Clapp
Margaret H. Bowen
Helen Marshall
Ferdinand D'Esposito

ASSISTANTS

Ruth Adams
Elsie Angerson
Ann Que Brown
Helen C. Schwartz
Julia Savarese
Joseph Taveroni
Walter Skibitsky

JUNE 1959 VOL. LXI, No. 7

THE AMERICAN HOME

A Curtis Publication

HOMES AND MAINTENANCE

- 11 Resilient Flooring
- 16 What it Costs to Maintain a Pool
- 25 You Need Summer Cooling . . . Wherever You Live
- 35 3 Citation-Winning Houses in Your State
- 39 Credits and Ballot
- 82 New Beauty for an Old House
- 84 Try Building on Poles
- 86 Double Duty Radiator Cover

DECORATING

- 30 Early American in a California Setting
- 42 Dine Graciously Without a Dining Room

FOODS, KITCHENS, AND MANAGEMENT

- 32 The Party Is Simply Electric
- 40 We Design a "Clean-up Room" for Spotless Housekeeping
- 50 Family Food—Summer Casseroles
- 52 Take a Package of Flavored Gelatin
- 54 You Should Know
- 56 Decorate a Cake for That Special Occasion
- 65 Plan a Storage Area for Small Appliances
- 66 Easy-to-Make Jams and Jellies
- 74 You Can Wash Your Winter Woolens
- 86 Laundry Tips

GARDENING


- 7 New for Your Garden
- 14 Top Roses for 1960
- 44 Get Splash With Iris
- 77 The Lazy Man's Set of Garden Tools

HOME PROJECTS

- 80 Arrange It . . . or Paint It

GENERAL FEATURES

- 18 Look, It's New!
- 79 Shopping Information
- 90 Market Place
- 94 Coming in July



OUR COVER: Have you ever felt that Mudville, U.S.A., must be located right smack in your living room? Or that it is absolutely impossible to have every room in the house spick-and-span—all at one time? Take heart then, and study our newest in dream-room creations—the Family Clean-up Room. In this one spot, we confine all the messy jobs you could possibly think of . . . and, in so doing, keep the wear and tear away from the rest of your home. For full details, see pages 40 and 41. Cover photo by Hans Van Nes.

LOOK WHAT GAS IS DOING NOW!

RCA WHIRLPOOL Gas Refrigerator automatically replaces every ice cube you use!



Look at the Magic Ice-Maker

See it make and serve a steady supply of sparkling, non-stick ice cubes *automatically*, drop them into a handy server. Water is supplied automatically, too. No trays to fill, empty or spill. Another convenience for modern living exclusive in the RCA WHIRLPOOL Refrigerator-Freezer.




Only an RCA WHIRLPOOL Gas Refrigerator-Freezer gives you all this:

1. *Automatic Ice.* Makes and serves ice cubes automatically! Without worry about trays or water!
2. *10-Year Warranty* on the refrigerator system. Twice as long as the guarantee on any other refrigerator.
3. *Permanent Silence.* No moving parts in the cooling system to make noise. Silent Gas does all the work.
4. *No Costly Upkeep.* Nothing in the freezing unit to wear out. No need for expensive repairs.
5. *Constant Balanced Cold.* Never any "on-off" fluctuation. Temperature automatically stays at the exact degree that keeps food best.

NEWEST! With Gas, you get the newest features—twin vegetable crispers, special compartment for butter, a special shelf for eggs and plenty of storage space in the spacious 8.8 cubic-foot food compartment. The big freezer locker holds up to 70 pounds of frozen foods. The outside is also new. You've a wide choice of colors and the styling permits you to build it right into a wall, if you wish.

TRULY AUTOMATIC! Refrigeration, like other Gas services, is absolutely automatic today . . . silent, self-regulating, and lasting. Now, with the magic ice-maker, the last chore goes . . . no more trays to fill and spill . . . yet, you're assured an almost-endless supply of fresh ice. That's automation at its best . . . and it's exclusively yours with an RCA WHIRLPOOL Refrigerator-Freezer. AMERICAN GAS ASSOCIATION

 **Whirlpool**
GAS APPLIANCES FOR THE HOME

ONLY **GAS**  does so much more...for so much less!

THE RIDING MOWER is today's Number One work- and time-saver for homeowners with a lot of grass to cut. This is the Roto-Ride DeLuxe, a 4¼ h.p., 24" rotary. It's roller-driven with many new features for efficiency and safety.




New for Your Garden

You'll save time and effort—and do a better job—if you keep your supply of garden equipment up to date



TRIM YOUR LAWN if you want it to look its best! The "floating" blade of these new shears insures perfect cutting action with minimum hand pressure.



THE RO-FEEDER is an ingenious device which spreads a 2" band of plant food and mixes it with the soil—in flower bed, shrub planting, or vegetable garden.



PICK-AND-HOLD SHEARS speed up flower gathering and are ideal for any light pruning. Except for blade and fittings, these are all aluminum.

USE TREE-WOUND DRESSING whenever you prune tree or shrub branches more than ¼" across, or whenever you damage the bark. It's usually a nuisance when you use the paintpot-and-brush method, but with the new, always-ready tree-wound aerosols the job is simplicity itself!

(continued)



it's Good Living



with

ALSCO ALUMINUM SIDING

Building? Remodeling? Eliminate costly paint problems. Alasco almost cares for itself. It's Pre-painted with two coats durable baked enamel. Now in Chateau White, 8 decorator selected colors.



EXCLUSIVE BAK-R-FOAM*
Insulation is built in . . .

Same polystyrene insulation material used in refrigerators. Keeps homes cooler in summer . . . more comfortable in winter.

* Pat. Pend.

ALSCO ALUMINUM BUILDING PRODUCTS
Dept. S-54, 225 S. Forge St., Akron 8, Ohio

Please send me colorful literature—Hints on Good Living with Aluminum Siding.

We plan to ☐ remodel ☐ build (Please check one).

Name _____

Address _____

City _____ Zone _____ State _____

In Canada write: Alasco Products Ltd., Scarborough, Ont.

Gardening is more fun with **TRUE TEMPER**® tools

Take the hard work out of yard work.

True Temper tools are designed to make gardening and lawn care easier and more fun. For example:

New rotary edger trims neat, clean and easy

Trim grass along walks, drives, flower beds—like running a vacuum cleaner. Get amazing shearing action in both directions as the cutter blade automatically shifts to slice through toughest grass with every motion. True Temper's fire-hardened handle is smooth and splinter-free. No. RE2, two-wheel model.

\$6⁵⁰



More slice with less squeeze

Squeeze lightly on the handles of these grass shears. You'll be amazed at the crisp, clean slicing action. Exclusive "floating" blade maintains cutting pressure clear to blade tips. Try this remarkable tool. No. 22.

\$2⁹⁵



For "dynamic" hedge cutting

"Dynamic" hedge shears have blades of special cutlery steel... tempered, sharpened and polished to make hedge cutting easy, smooth and clean. Lower blade is serrated and limb-notched. Exclusive hinge bolt and nut adjust to any tension, and won't work loose. No. TD.

\$4⁹⁵



Feel the difference in a taper-forged shovel

Run your fingers over the blade of a "Dyna-lite" shovel. Feel how the metal is thickest at the shoulders for strength, medium thick at point and center for wear resistance, thinner at edges for easy penetration.

That's taper-forging—the perfect combination of lightness and strength. No. DLR.

\$4^{79*}

*Slightly higher West



See the complete line of True Temper tools at your hardware or garden supply store today. True Temper, Cleveland 15, Ohio.

TRUE TEMPER®

THE RIGHT TOOL
FOR THE RIGHT JOB

(continued)

THIS NEW GARDEN GUN can be used for either spray or dust—for any pest control problem you encounter. The replaceable pressure pack at the back is activated by the trigger and propels the spray or dust in the quart container in front.



FOR BIG SPRAY JOBS—such as the whole garden—this new 12-gallon hose-attachment sprayer will save you time and energy. Mix a concentrated solution in the container for one to twelve gallons of spray. The hose provides the pressure and correct dilution.

PREMIXED HOSE SPRAYS eliminate mixing of solutions, cleaning of equipment, and waste of unused spray. Simply cut off tip of plastic cap, puncture vent, and attach to hose. After spraying, recap container-sprayer for future use. Different premixed sprays are available for all insect-, disease-, and weed-control spraying.



THE END

NEW! **Pard**



... the
**Lickin'-Good
Dog Food!**

all the meat is **beef**

fortified to keep your dog in top condition

Now there's a new Pard—Pard with Beef Gravy. And if you like to see your dog enjoy his meals, you'll get a real kick out of feeding him new Pard or regular Pard. They're both so *lickin'-good*—in free choice feeding tests dogs *romped* for Pard and the new Pard with Beef Gravy.

It's the beef in Pard that does it! All the meat is *beef*—fresh, lean beef fortified with all the other ingredients a dog needs to stay in tip-top condition. Your dog's clear eyes, healthy coat, happy pep and bounce will prove that Pard and the new Pard with Beef Gravy are as good for your dog as they taste good to him.

Lickin'-good—that's what Pard and the new Pard with Beef Gravy are. Feed them both to give your dog variety with no change in nutrition.




Swift
104TH YEAR

To Serve Your Family Better



Looking for FURNITURE with a FUTURE?



*Upholstered furniture by
Stephen Furniture Co., New York*

Then be sure it's cushioned with real AIRFOAM



For **your** home,
insist on

Airfoam

made ONLY by

GOOD YEAR

Airfoam—T. M. The Goodyear Tire & Rubber Company, Akron, Ohio

You see, all "foam" isn't AIRFOAM. Some isn't even foam rubber.

And you can't expect AIRFOAM's *lasting* good looks and lasting good style with anything less.

AIRFOAM is true *rubber-latex*, foamed and formed and tailored to fit. Over 20 years' hard use in millions of homes proves AIRFOAM holds its shape — beautifully — without sag, snag or breakdown.

That's why today's homemakers prefer AIRFOAM over all other cushionings combined. That's why designers and manufacturers of highest repute insist on AIRFOAM.

That's why, before buying any furniture in any price range, you should ask "What's inside?"—or see the AIRFOAM label. It's your sign of Furniture with a Future, for *your* home! Goodyear, Foam Products Division, Akron 16, Ohio.

The Foam Rubber-Latex Cushioning of Furniture with a Future

RESILIENT FLOORING

How much does it cost?

Which flooring goes where?

Before you rush out to buy a batch of resilient flooring, with only color and design in mind, consider these other important factors. Flooring gets the hardest use of all building materials. When you buy it, choose it for durability, cost, and ease of maintenance, as well as appearance. For use in certain areas you will want resistance to moisture, high temperatures, grease, and indentation.

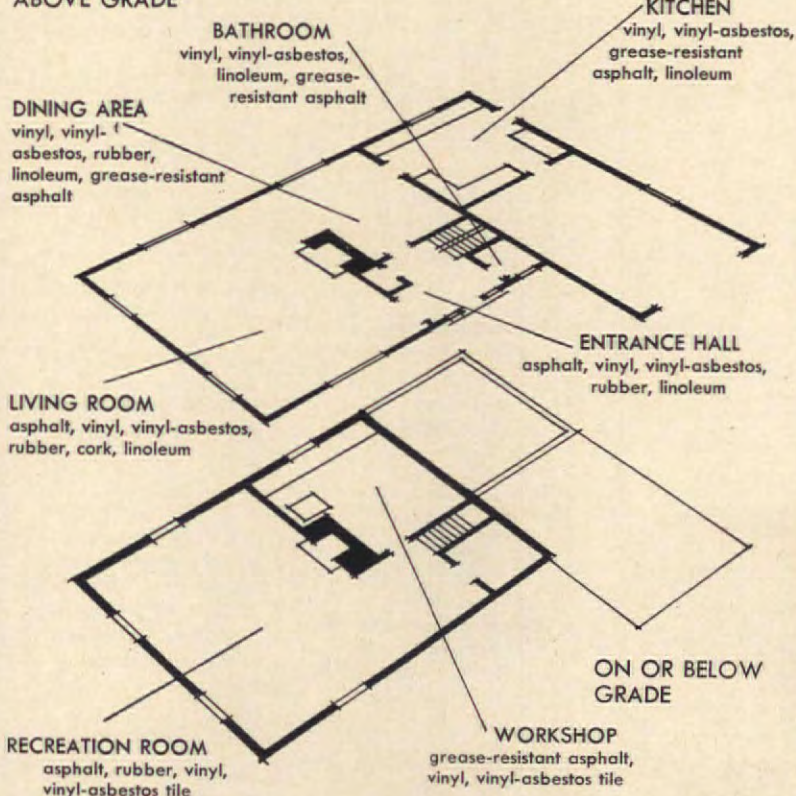
For instance, it is not wise to use linoleum on a floor slab which rests directly on or below ground level. Should any moisture penetrate the concrete, alkaline salts will be released to attack the linseed oil in the linoleum and cause loss of color and brittleness.

Other resilient materials won't hold up if subjected to continual high temperatures—about 85 to 90 degrees. For example, asphalt tile may soften, dry out, and curl if laid where the sun constantly shines on it through large glass areas. Resilient floors in sheet form are the most resistant to the sun's heat.

(continued)

WHERE TO INSTALL DIFFERENT TYPES OF RESILIENT FLOORING

ABOVE GRADE



Information: William J. Hennessey



modernfold

DRAMATIC WAY TO GET MORE USABLE SPACE

Instantly, Modernfolds glide across your doorway, to close off kitchen, bedroom or closet areas. Like magic, they transform *one* room into *two*! With no "door-swing" you gain more wall space, more floor space, more living space! With warm, basic colors... with new fabrics and new wood grains, Modernfold puts *new drama in your doorway*!

Ask your Modernfold dealer to show you his exciting new samples! He's listed under "Doors" in the Yellow Pages. Or write: New Castle Products, Inc., Dept. 186-A, New Castle, Indiana.

NEW CASTLE PRODUCTS, INC., New Castle, Indiana - Manufacturers of "Modernfold" Folding Doors, "Air Doors," "Modern-cote" Wall Coverings and "Peabody" School Furniture. In Canada: New Castle Products Canada, Ltd., Montreal 23

the first and finest in folding doors

modernfold
DOORS

New decorator Modernfolds... in striking new colors and designer patterns. Fabric covered all-steel inner framework, built to last a lifetime.

New wood grain Modernfolds for traditional or modern settings. In richly, handsome hardwood finishes. They're quiet and easy-gliding.



Now...a toilet bowl cleaner that cleans by itself!



Just sprinkle VANISH in. Listen to the "fizz" as the suds go to work. Brush and flush away the suds; then SEE...even stubborn rings and rust stains are gone! Why scour? VANISH not only *cleans better*, but *disinfects*...and *deodorizes*, too!

VANISH®

Available in Canada.
The Drackett Co., Cincinnati, Ohio



Resilient Flooring (continued)

Most resilient floors, with the exception of asphalt, cork, and natural rubber tiles, have excellent grease- and oil-resisting qualities and can be safely used in kitchens, laundries, and workshops. The damage to cork floors can be minimized by a surface coat of wax; there are also some varieties of cork available with protective finishes applied at the factory. No matter what type of flooring you use, wipe up grease and oil spots immediately.

You'll find most resilient floors, especially rubber and cork, easy underfoot, with an ability to return instantly to their original surface position. Don't mistreat them, however, by subjecting this surface to the impact of heavy, sharp objects over long periods of time. Equip legs of tables and chairs with rubber casters or cuplike rests.

RESILIENT FLOORING SUMMARY (Prices, per sq. ft., installed.)

| TYPE | PRICE | DESCRIPTION | CHARACTERISTICS |
|-------------------------------|------------|--|---|
| ASPHALT TILE | 20¢ TO 45¢ | Wide variety of colors and designs. Made of asbestos binders, plasticizers and color pigments. Size: 9x9". Thickness: 1/8" | Needs firm, smooth underfloor. Oil, grease, and solvents cause pitting and color bleeding. Can be used on and below grade. |
| GREASE-RESISTANT ASPHALT TILE | 25¢ TO 60¢ | Special process makes tile resistant to grease and oil. Size: 9x9". Thickness: 1/8" | Resistant to oil and grease. |
| LINOLEUM (TILE & SHEET) | 25¢ TO 70¢ | Many colors and designs. Made of linseed oil, powdered cork or wood flour, gums and color pigments. Size: Tiles 9x9". Sheets, 6' rolls. Thickness: 3/32 to 1/8" | Do not use on on-grade concrete slabs. Alkali makes linoleum porous and brittle. Use as little water, soap, and detergents as possible to clean. |
| CORK TILE | 45¢ TO \$1 | Several shades of brown. Made of cork shavings with or without resinous binder. Available with hard wax finish or with plastic coating. Many shapes and sizes. Thickness: 1/8" to 1/2" | Do not use if floor is subject to dirt or heavy traffic. Too much scrubbing and strong cleansers make cork porous and brittle. Do not use below grade. |
| RUBBER TILE | 45¢ TO 90¢ | Marbleized and plain colors. Made in various degrees of hardness. Tile sizes: 6x6" to 18x36". Thickness: 5/16" to 1/2" | Maintain by buffing occasionally with No. 00 steel wool. Oil and grease cause pitting and color bleeding. Can be used on and below grade when installed with waterproof adhesive. |
| VINYL (TILES AND SHEETS) | 30¢ TO \$1 | Great variety of colors and patterns. Made of vinyl resins, plasticizers and color pigments. With smooth or waffle backs. Tiles: many sizes, rolls, 6' wide. Thickness: 5/64" to 1/8" | Can be used with or without wax finish. Tiles can be used on and below grade when installed with waterproof adhesive. |
| VINYL ASBESTOS TILE | 35¢ TO 60¢ | Colors and formulas as above Asbestos added to formula. No backing. Sizes: 9x9". Thickness: 5/64" to 1/8" | Can be safely used on on-grade and below-grade floor slabs. Maintenance as above. |



Outdoor living is really living



...and Reynolds Aluminum helps make it so

... because products made with light-weight, rustfree Reynolds Aluminum last longer, look better, need less care —outdoors. Fresh air, sunshine, salt water, and summer rain are great for people, but sometimes they're not so good for *things*. Wood can rot or decay, some metals rust or lose their luster or need a lot of attention if left outdoors. But not the outdoor metal, Reynolds Aluminum.

Outdoor furniture is lighter, and stays new looking for years longer when made with Reynolds Aluminum. And what makes portable TV sets so portable ... and barbecue grilles so


easy to clean and carry ... and picnic chests and sports equipment so permanently new and easy to use? No mystery—it's Reynolds Aluminum, used in all the leading makes of outdoor living products.

So if you're shopping for an outdoor product, chances are, your best buy will be one made with Reynolds Aluminum.

Leading furniture, sporting goods and department stores feature Outdoor Living/Easy Living products, made with Reynolds Aluminum. Look for them. Reynolds Metals Company, P.O. Box 2346GF-6, Richmond 18, Virginia.

Watch Reynolds TV show — "WALT DISNEY PRESENTS" — every week on ABC-TV.

*your
best
buy*



If the world's largest manufacturer of paints can't supply you with a more durable house paint, to whom would you expect to turn?

FREE BOOKLET!

"How to Save Money When Painting Your House." Available at Dealers, or write The Sherwin-Williams Co., Dept. O, Cleveland 1, Ohio.

*Good news
for your
next year's
garden...*

Meet the

TOP ROSES FOR 1960

These are the roses—Garden Party, Fire King, Sarabande—to think of *first* when you order plants this fall or next spring. They're winners of the All-America Rose Selections Award for 1960; so they're more certain than any other new roses to give complete satisfaction in all parts of the United States.

To win these All-America Awards, they were tested for two years in special trial gardens all across the country, critically rated by experts on 18 different counts, and their ratings recorded on uniform score sheets for final judgment by the All-America Rose Selections Association.

Garden Party rose was originated by Herbert C. Swim at Armstrong Nurseries, Ontario, California, and both Fire King and Sarabande, originated in France by the late Francis Meilland, are being distributed in this country by Conard-Pyle Company, West Grove, Pennsylvania.



GARDEN PARTY is a near-perfect hybrid tea rose—with large, beautifully formed, exquisitely colored flowers and long, straight stems. Its parents were two of roseland's favorites, Peace and Charlotte Armstrong. Plants are vigorous, free-branching, and tall.



FIRE KING is a floribunda rose, with its flowers in heavy clusters. It's a tall-growing variety, blooming profusely and continuously, and is ideal for landscaping or general garden use. The buds are rich dark red, opening into 2½-inch bright vermilion flowers.



SARABANDE also is a floribunda rose, but with open-centered, semi-double flowers, delightfully old-fashioned in character. Plants are low-growing and compact, eminently suitable for edging or for use wherever small, long-blooming plants are needed.

Look what DeWALT's got for Dad!

He gets exclusive features
never before offered anywhere!

ALL HIS IN THE ALL-NEW DeWALT® POWER SHOP*

Patented totally-enclosed motor
DELIVERS MORE THAN 2 H. P.
and includes exclusive built-in
ROTO-GRIP motor brake†
(stops motor instantly)

What a gift for Dad! Only the all-new DeWalt Model 925 gives him the extra benefits of safer power cutting with the exclusive ROTO-GRIP motor brake—and the extra work-saving power of an industrial-type, totally enclosed, 120-240 volts motor that delivers over 2 H.P. *at no extra cost!*

Here are other great DeWalt engineering innovations he gets:

- **GENUINE WELDWOOD® LEBANEX** table top features laminated Lebanite for smoothest, most durable work surface.
- **DROP-LEAF "Saf-T-Table"** up front eliminates exposed saw blade overhang in 24" rip position.
- **DOUBLE-ARBOR MOTOR SHAFT** gives extra work versatility—permits use of more tools.
- **EASY-TO-USE CUT-OFF SCALE**, right on the guide fence. No need to use a ruler.
- **NEW 360° VERTICAL TILT ACTION** of the motor inside the yoke gives more work flexibility and capacity.

Dad will enjoy all these great features and many others in the all-new Model 925 DeWalt POWER SHOP. And you can give this incomparable new DeWalt *at no extra cost*. Order his DeWalt now. Make sure of delivery for Dad's day, June 18th!

†Patent Pending


*T.M., DeWalt Division

Still only **\$239 DELIVERED**
Terms as low as \$2.50 per week



**CUTS
BIG 2½"
DEEP**

**DeWALT'S Minute Magic CHANGES GIVE
15 POWER TOOLS IN ONE!**



RADIAL SWING SAW

TILT ARBOR SAW

DADO SAW

SHAPER

DISC SANDER

HORIZONTAL DRILL

ROUTER

SURFACER

GRINDER

METAL CUTTER

DRUM SANDER

BUFFER-POLISHER

12" LATHE

JOINTER

SABER SAW

DeWALT, Dept. AH-96, Lancaster, Pa.

- ☐ Please send me FREE CATALOG on the new DeWALT POWER SHOP.
☐ Send name of my nearest DeWALT dealer.

Name _____

Address _____

City _____ State _____



What it costs to maintain a pool



SURFACE SKIMMERS catch floating dirt, keep pool water clear.

The swimming pool is coming of age in back yards all over the country. Just as we have seen the passing of the porch and the parlor in favor of the terrace and the family room, the home grounds of the American home we now see changing to accommodate the swimming pool. At the end of 1947, there were 2500 residential pools in the U.S. At the first of this year there were 125,000. And it's

expected that 52,000 more pools will be built this year.

If you are one of the lucky few who already have a pool or if you hope to be lucky soon, there are lots of things you should learn about *maintaining* a pool. The oft-ignored subject of pool maintenance should play a crucial role in your decision of whether to get a pool in the first place. Do you know how much time it takes to keep a pool in first-class swimming condition? Do you know what it costs? Do you know what equipment you need to do the job? It's best you find out before you take that first plunge.

NOTES FOR NONOWNERS. In many areas of the country you will need a building permit and also, possibly, a permit from the zoning board before you can start building. Be sure to check zoning board for such restrictions as set-backs from the property line, permissible buildings, and easements of record for power or telephone lines, sewers and storm drains.

Make your pool big enough for the whole family to use without crowding. A good minimum size is 15x30'. Lay out these dimensions with string first, and see how they fit your house and grounds. If you like to dive you'll want at least an 8' depth under the diving board.

TYPES OF POOLS. Pneumatically applied concrete (Gunitite) and poured concrete pools have been and still are the most popular. In 1958, 62% of all in-the-ground pools were Gunitite; 24% were poured concrete. The national average cost of these pools in 1958 was just over \$4000. Vinyl-liner pools accounted for

about 10% of the total. This type of installation is relatively new, so has not had the time to prove itself in relation to concrete for long-term durability. Steel, aluminum, and fiber glass pools comprise the rest of the market with steel providing a good pool, at a slightly higher cost. Aluminum has yet to develop wide distribution and fiber glass has had a history of some unsatisfactory installations.

WATER FILTRATION. For long-run economy and for full enjoyment of your pool, a filter is absolutely necessary. Almost all pools built last year had filters. The initial expense can range from \$600 to \$1500, but savings on water (you change it just once a year with a filter) and chemicals and your enjoyment of the clear, clean water will more than reimburse you. A filter is very important if the water is cold in your area. Without a filter, by the time the water became

warm enough to swim in, it would be so murky that you would have to drain the pool again and clean it.

There are two basic types of filters. One uses sand as the filtering agent, the other uses diatomaceous earth. Both do a good job. Although a sand filter has to be larger than a diatomite filter to do the same job, sand does not have to be changed after each backwash cleaning of the filter. A sand filter usually is backwashed once a week; diatomite, twice a week.

A built-in surface skimmer connected to the filter removes leaves and other floating debris from the pool water. The strainer basket in the skimmer should be emptied once or twice a week.

WATER CHEMICALS. There are two basic reasons for treating your pool water with chemicals: to sterilize the water with an agent such as chlorine, and to control the acid-alkaline balance so that sterilization and algae control can be effected. A duplex water testing kit determines the chlorine content and acid-alkaline balance by means of a color comparison chart. The water should be tested frequently and kept at a chart reading of between 7.4 and 7.8 on the pH scale. Soda ash corrects readings under 7.4. Sodium bisulphate or muriatic acid corrects readings over 7.8. Chlorine should be used regularly, preferably after sundown. In warm weather the water should be chlorin-



WATER TEST KIT shows you what chemicals the pool water needs.



WATERPROOF, outdoor outlets make pool-side entertaining easy.



VACUUMING removes sediment from the walls and floor of the pool.



VACUUMING EQUIPMENT cleans the pool of Mr. and Mrs. Edward A. Thompson of Coral Gables, Florida.

ated every night. Average cost of chemicals for a 4-month swimming season is \$35.

POOL VACUUMING. A pool vacuum picks up the sediment that is not taken out by the filter. The amount of time it takes to vacuum your pool depends on the size of the pool and the protection it has from outside sources of dirt. Under average conditions, you should vacuum the walls and floor of an 18x36' pool once a week for a period of forty minutes to an hour. A wall and floor brush is often sufficient for a pool smaller than 15x30'. You can use a manual leaf skimmer to remove floating dirt and large particles from the floor.



REGULATION one meter (39") high board needs 8½' pool depth.

POOL EQUIPMENT. Here are some approximate prices for pool equipment that will make your maintenance job a lot easier and your pool prettier and more fun to use. Water test kit—\$15. Vacuum cleaner without pump—\$90. Leaf skimmer, less handles—\$7 to \$15. Automatic surface skimmer—\$60 to \$85. Wall brush—\$15. Handles—\$6.50 per 6-ft. length. Sand-type filter with piping—\$600, installed. Vinyl pool cover for safety and cleanliness—29¢ sq. ft. Pool paint (chlorinated, rubber-base)—\$14 per gal. Life ring—\$6.50. Diving board and stand—\$80 and up. Chemical per gallon for sterilizing water and killing algae—\$5. Soda ash—20¢ per lb. Diatomaceous earth, per 50-lb. bag—\$6.25.

PAINTING YOUR POOL. A vinyl-liner pool does not need painting; a steel pool does. Concrete pools, when finished with a cement plaster coat of marble and silica, do not need a coat of paint. It has been found that in cold climates, where a concrete pool is not used

(continued on page 88)

LOOK, IT'S NEW!

GO ORIENTAL FOR SUMMER ENTERTAINING

*It's time to Orient yourself!
Everywhere you look, East is meeting
West. See our gay rickshaw-load
of accessories to brighten the home scene*



1. Big, beautiful parchment parasols are a bright way to stay in the shade, or to decorate your porch or patio. Hand-size opens 36" wide. \$1.
2. White cone lantern stretches 16" long to cover a light bulb, hold a candle, or just look pretty dancing on a string alone or with others. \$1.
3. Bamboo wind chimes sound as cool as a babbling brook when catching the breeze in your garden or near an open window. \$4.50.
4. Heavy black iron pagoda lantern, to stand guard at the end of the terrace wall, is 12" high. \$15.95.
5. Big coolie hat comes in out of the rice fields to make an excellent server for rolls or popcorn on a buffet table. A tremendous 22" across. \$1.25.
6. A bright-colored 40" handmade hearth broom with black bamboo handle will make a clean sweep of the barbecue pit, leave the hearthside spotless, or whisk away crumbs from under the terrace table. \$1.95.
7. Striped sweet stack could hold mustard and horse-radish, or dessert sauces in its two tiers, or unstuck to become always-handy extra ash trays. \$2.50.
8. Chinese folding fan lets you take a breeze with you, folds to fit into your purse. 50 cents.
9. Black iron fish skillets 9" and 11" long come with removable fish handles to lift them off the grill or out of the oven. \$2.50 and \$3.50. The 7" fish shown swimming out front makes a weighty ash tray. \$1.

(continued)

KENTILE VINYL

ON TODAY'S SMARTEST FLOORS

Breath-taking new kind of golden elegance—in thrifty vinyl asbestos tile!



New Metallic Style—in White Nugget and Black Nugget colors—adds a touch of golden elegance to this smartly designed foyer. Lower walls—done in Kentile Crystalite Vinyl—add special charm. Wall base is long-wearing White KenCore®.

SO SMART . . . so practical. Exciting new Metallic Style in Kentile® Vinyl Asbestos Tile. Superbly elegant—yet low in cost. And—because it's made with Vinyl—it wears and wears . . . stays greaseproof . . . is marvelously easy to clean . . . can be used anywhere indoors.

See all nine beautiful colors at your Kentile Dealer's!

©1959, Kentile, Inc., Brooklyn 15, N. Y.



SAVE MONEY!
Install this
floor yourself
... it's easy!

Choose from over 200 Decorator Colors. Kentile Floors are available in Vinyl Asbestos, Solid Vinyl, Crystalite™ Vinyl, Rubber, Cork and Asphalt Tile. Your Kentile Dealer is listed under FLOORS in the Yellow Pages.

YOU PAY NO MORE FOR A KENTILE FLOOR



Gay powder room featuring new *Emblem* toilet, twin *Amherst* lavatories. Send coupon below for idea book!

Start your Dream Bathroom with the new Eljer Emblem



LUXURIOUS, lower lines mark the new Eljer *Emblem*, quality buy in the medium price range. Styled by the staff of Dave Chapman, famed designer, this new, siphon jet toilet offers improved flushing action. Flat bolt covers make cleaning easier. Eljer bathroom fixtures are made in 6 beautiful decorator colors and white. See your Builder, Plumbing Contractor or Architect now.

Send today
for Bathroom
Idea Book

ELJER

Division of The Murray Corporation of America

ELJER DIVISION
The Murray Corporation of America
P.O. Box 836, Pittsburgh 30, Pa.

AH-6

Please send me your booklet, *Ideas for Your Dream Bathroom*. I enclose 10¢ for handling and postage.

Name _____

Street _____

City _____

Zone _____ State _____

Go Oriental (continued)




10. Blue and white striped teapot with cane-wrapped handle holds six cups. \$3.95. Small matching teacups have no handles at all. 50 cents each.
11. Japanese place mats in natural color add textural interest to a summer dining table. 75 cents each.
12. Lotus bowls of translucent white china in the shape of the exotic lotus blossoms hold fruit or desserts, are 4½" across. Set of 4, \$3.
13. Miniature Japanese parasols just 4" long open up to parade their brilliant colors across a plate of canapés, or top a dessert or sandwich to make it as gay as a festival. 25 cents a dozen.
14. Curved Samurai steak knives with polished wood handles unsheathe businesslike, keen-edged carbon blades. Eight inches long. Set of 6, \$4.95.
15. Black lacquer tray with exotic design in red, green, and gold will serve tall, cool drinks or stand up to display itself pretty as a picture. \$1.95.
16. White china lotus firebowl sits on a black wood pedestal and contains a colored candle bound to cast some lovely reflections. \$1.95.
17. Matches kept safe and dry in a brightly lacquered tin look decorative as they stand by to light cigarettes or candles. 3½" tin is 50 cents.
18. Delightful "Dynasty" design hand-blocked in oriental red, teal, henna, or charcoal on a Belgian-linen kitchen towel shows a Chinese figure bending over an ancient stove. \$1.
19. Bamboo basket 11" long is boat-shaped to make a light and lacy server for fruit or fortune cookies, yet is pretty enough to never fill at all. \$2.50.
20. Black iron candlesticks, as delicately wrought as the shadow of leaves on a wall, stand an impressive 10" high and are spiked to hold big, fat, long-burning candles. \$20 a pair.
21. Heavy, white china condiment set has three compartments, 4½" square, to make a charming tower of condiments, sweetmeats, or trivia. \$6.
22. Kokeshi candy box, made to look like a fat little Japanese girl who got that way from being full of candy, really measures five-by-five inches, and is a brightly lacquered two stories high. \$3.50.
23. Paper place mats with a graceful "Ming Tree" design in black on white are soft but crisp looking. 40 for \$1. Cold-drink cups or 9" plates to match are 20 for \$1. 7" square snack mats and wrap-arounds for glasses are 15 for \$1.
24. Bamboo chopsticks make very swish stirrers because they're slim and long enough for the tallest cool drinks. Package of 20, \$1.30.

THE END

All prices approximate

Shopping Information, page 79

GIVE YOUR HOME A LIFT-FOR-LIFE WITH YORK AIR CONDITIONING



A LIFT FOR COMFORT
A LIFT FOR HEALTH
A LIFT FOR HOUSEKEEPING
A LIFT FOR RESALE VALUE

YORK Answers 7 Important Questions to Help You Get the Most Value and Satisfaction for Your Air Conditioning Dollar!

Questions on Cost

Q: Will adding a York Air Conditioner to an adequate warm air system save on installation costs?

A: *It would save hundreds of dollars.*

Q: Can we buy a combination heating and cooling system from York?

A: *Definitely. And you would save substantially over separate installation of furnace and air conditioner.*

Q: Are operating costs reasonable?

A: *Yes. York conditioned homes in the average Southern community cost as little as 24¢ per day per horsepower. Northern areas average 50% less.*

Q: How much will the system cost?

A: *Figured on "time" payments, count on an average of twenty or thirty dollars per month, depending on your specific cooling problem.*

Questions on Product

Q: In homes where space is at a premium, is there any alternative to having the whole system installed inside the house?

A: *Of course. York has twin system models with a heat exhaust unit that may be placed outside your home.*

Q: What capacity air conditioner will the average 5-room home require?

A: *That depends—on room size, insulation, window exposure, etc. Your York dealer is the best qualified to answer this question for you.*

Q: Whom do I call to take the first step toward installing our new system?

A: *Your best guarantee of a quality installation lies in the proved integrity and reputation of your York Dealer. He's listed in the yellow pages of your phone book.*

LOOK INSIDE BEFORE YOU BUY!

Before you settle on *any* air conditioning system, look inside! Compare features, quality, values! See how only York can offer you *all* the benefits of air conditioning: Faster cooling and 30% more humidity removal with exclusive Cooling Maze Coils... positive air filtration with heavy-duty long-life filters... longer peak performance with gas-cooled, Sealed-In-Steel Compressors... maximum operating economy with Twin Cooling Systems!

York Central Systems are available in a price and capacity to meet every need. Write for FREE "Look Inside" Comparison booklet to help you compare air conditioning systems and make the best selection. No obligation!


YORK

YORK CORP. SUBSIDIARY OF BORG-WARNER CORP.
1006 WEST GRANTLEY ROAD, YORK, PA.



**BORG-WARNER
RESEARCH & ENGINEERING
MAKE IT BETTER**

Air Conditioning, Heating, Refrigeration and Ice Equipment • Products for Home, Commercial and Industrial Installations



Build New Values into Your Living

with quality products, tested ideas from United States Gypsum

United States Gypsum, Dept. AH-82
300 West Adams St., Chicago 6, Illinois

Please send me the IDEA FILE(S) checked below.
I enclose 10c for one, 20c for both.

☐ New home IDEA FILE ☐ Remodeling IDEA FILE

NAME _____

ADDRESS _____

CITY _____ ZONE _____ STATE _____

You and your family deserve the happiness of living in a home that's planned so the basic values of beauty, comfort, privacy are yours to enjoy. Your builder, local contractor or U.S.G. dealer can help you build these values into your living—now, this year. Begin by mailing the coupon at the left for files of "living-tested" ideas!

In the photo above, USG® Fashion Tile ceiling in Random Line design provides quiet beauty. Fireproof SHEETROCK® Gypsum Wallboard assures harmonizing walls. U.S.G. Expanded Metal is used as an accent.

Build new values into *your* living with U.S.G. wallboard, sheathing, roofing, insulation, plaster, paints, hardboard, acoustical tile. Many of these products are also made by Canadian Gypsum Company, Ltd., Toronto and Montreal.




A VERSATILE ROOM DIVIDER makes one large room serve as a playroom or as two bedrooms. Divider-desk-bookshelf is made of USG Perforated Hardboard that takes hooks for hanging things, is painted with TEXOLITE® Paints in cheerful colors. Notice the attractive USG Fashion Tile ceiling; and, at right, the wall of versatile SHEETROCK® Gypsum Wallboard.



THE GREATEST NAME
IN BUILDING

*T. M. Reg. U.S. Pat. Off.



It's NEW...it's the American-Standard bathroom that's so beautiful, so colorful, so easy to clean



Center of attraction in this beautiful bathroom is the new bathtub with the exciting contour shape that makes bathing more relaxing, more pleasant than ever. The bathing area is luxuriously wide where width is needed for maximum bathing comfort. As practical as it is beautiful, this striking contour design brings the back of the tub close for easy-reach cleaning . . . and to form handy, wide ledges. These serve as a comfortable seat when bathing a child or as roomy shelves for toiletries.

See how easy it is to clean around and under this new off-the-floor, wall-hung toilet. The seat and cover snap off for thorough, easy cleaning.

Equally eye-catching and convenient is the new American-Standard cabinet lavatory with stunning, one-piece china top and loads of storage space. Another fixture that is both beautiful and practical is the new off-the-floor toilet. All of these handsome fixtures come in white and the six most popular colors.

\$4.98 a week plus installation puts these three new fixtures in your bathroom. See your American-Standard retailer listed in the Yellow Pages under "plumbing" or "plumbing fixtures."

AMERICAN-STANDARD, PLUMBING AND HEATING DIVISION, 40 West 40th Street, New York 18, N. Y.

AMERICAN-STANDARD, Dept. PA-69,
39 W. 39th Street, New York 18, N. Y.
Please send me your 1959 Bathroom Planning Booklet. I enclose 10¢
to cover mailing. I am modernizing ☐ I am building ☐

Name _____ (Please Print)

Street _____

City _____ Zone _____

County _____ State _____

In Canada send to: American-Standard Products, Ltd., 1201 Dupont Street, Toronto 4, Canada



AMERICAN-Standard

PLUMBING AND HEATING DIVISION

AMERICAN-Standard and Standard® are trademarks of American Radiator & Standard Sanitary Corporation



YOU NEED SUMMER COOLING... WHEREVER YOU LIVE

JAMES W. BRETT

\$ How much for central air cooling? Figure \$225-\$375 per ton for new houses.

\$ How much to add central air cooling in older home? About \$500 per ton.

\$ How much for a 9000 BTU (1 h.p.) room air conditioner? Average price, \$150-\$300.

\$ How much for an attic fan that will cool an 1100 sq. ft. house? Figure, \$125-\$150.

Wherever you live—from Honolulu to Bangor—there are a certain number of days a year when you will want summer cooling. Whether the answer to your cooling problem is a full central air-conditioning system, a room unit, or nonmechanical aids such as awnings or insulation, our story should help you toward a more enjoyable summer.

The answers to the problem of summer comfort are as many and various as differences in climate and the amount of money you can spend.

If you decide on central air conditioning you should know that new systems are smaller, more efficient than ever. And if you're remodeling your heating system, you should know that you *can* combine air conditioning with a hot-water heating plant as well as a warm-air system.

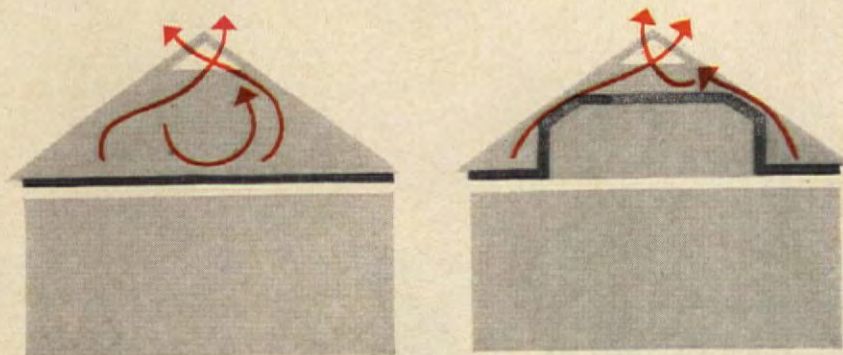
If you decide against central air conditioning or even a room unit, remember that a properly installed attic fan can make those blistering hot nights many degrees cooler.

In some areas of the country, where the air is clean and free from pollen and where there are few really hot days, a minimum of mechanical air conditioning will be necessary. Very often good insulation and ventilation will be sufficient. But in other parts of the country, heat, air pollution and noise demand that a comfortable home be an air-conditioned home. As industrial fumes spread over the countryside, and noisy expressways cut through quiet neighborhoods, and suburban towns expand and fatten into cities, the chances of having a comfortable home climate become more difficult. Fortunately, air conditioning can control your environment, make your home cool, clean and quiet.


(continued)

*Cooling degree days are based on how much your temperature rises above 70 degrees F. If the average temperature for one day is 80 degrees, then that day adds 10 cooling degree days to the yearly total.


Summer Cooling (continued)




INSULATION



LIGHT-COLORED ROOF



SHADE FROM TREES, SHRUBS AND FENCES



AWNINGS AND WINDOW SHADE

A WELL-INSULATED HOUSE is indispensable for comfort whether you have air conditioning, just a window fan, or neither. Insulating your home not only saves on heating and cooling operating costs, winter and summer, but also makes possible a smaller heating and cooling system to begin with, thus saving on original cost. But make sure you use enough insulation: 4 to 6 inches of mass insulation in the ceiling, 2 to 3 inches in walls, and at least 2 inches under the floor (unless you have a basement, when none is needed). This much insulation can cut heating and cooling operating bills by \$75 to \$100 a year, often more. These are approximate savings for a typical 1500 sq. ft. house. Cost of this much insulation when the house is built is about \$225 to \$275.

A WHITE OR LIGHT-COLORED ROOF absorbs much less heat than does a dark roof. The summer sun beating down on your roof is usually the biggest single source of summer heat in houses. Direct sun on the roof can blast up its temperature to 180 degrees, and may make the air temperature under the roof as hot as 155 degrees. A smooth, white roof will reflect about 65% of the sun's heat compared with only 5% by the dark roof. Aluminum-foil insulation or foil-covered batt or blanket insulation under the roof will keep the sun's heat out of the house. Ventilation under the roof is extremely important for keeping the house cool.

TREES, SHRUBS, AND VERTICAL SHADE DEVICES are wonderful shade providers. Before planting trees and shrubs, study your site in relation to its orientation so you will know beforehand just where cooling shadows will be cast. Also consider ultimate size of plantings. Any trees you plant for shade should be of the deciduous variety, so they will shed their leaves in the winter and permit the sun to heat the house. Trees and shrubs are particularly good for shading east and west walls of the house from the hot, low sun. Walls and fences also provide excellent protection against east and west sun. Perforated or louvered walls and fences won't block cooling breezes.

AWNINGS AND HORIZONTAL PROJECTIONS over windows are an excellent way to keep the inside of your house cool. White or light-colored awnings are effective most of the day on south, east, and west exposures. A white awning, similar to the one shown in the sketch at left will exclude about 75% of the sun heat load on a window facing west and up to about 65% of the sun load on a south window. Awnings of darker colors will not keep out as much. All awnings should have a ventilating opening at the top of the awning. Simple and unobtrusive projections over windows facing south are also effective in shielding windows from overhead sun heat. These projections will not protect windows from the low east and west sun rays, though. Light-colored draperies, Venetian blinds, and shades inside the house will also reflect the sun's heat but not as much as outside shading. White Venetian blinds, for example, will reflect 40 per cent of the sun's heat.

TERRACES AND PAVING near your house should not be a light or white color because they can bounce much sun heat into the house through the windows. If you are planning a concrete terrace, color it by either mixing a color agent integrally with the concrete, or applying a chemical stain to the finished slab. Grass is an excellent choice for areas near your house since it provides cooling in two ways. Its dark color absorbs heat rather than reflects it, and the moisture it holds in the ground evaporates slowly, further cooling the surrounding air.

ORIENTATION of your house in respect to north, south, east, and west directions has an important bearing on how cool your house will be. During most of the year the sun will be shining much of the day on the south wall of your house. So this wall should have a roof overhang the correct depth to admit the low winter sun, yet shield the walls and windows from the higher path of the summer sun. East and west walls which receive the low-angle hot rays of the sun in the morning and late afternoon, respectively, can not be efficiently protected with overhangs. Overhang depth depends on three factors: latitude location of house, height of windows on wall, and number of months shade is desired.

GOOD VENTILATION is necessary for summer comfort if you don't have air conditioning. All windows near the fan should be kept closed so that the circulation path is not short-circuited. Windows should be located so the air movement sweeps across the room at the level where the occupants sit or stand. Locate windows so they take advantage of the prevailing breezes. Do not obstruct the window openings with plantings, fences, or walls. The total window opening should be at least 10% of the floor area of the room. Exhaust fans are especially important in kitchen and bathroom to remove heat and moisture. Air movement through a room can be speeded by making the opening through which the air leaves the room larger than that through which it enters.

AN ATTIC FAN ventilates the attic area, reducing the amount of heat entering the house by as much as 25%. In a house without air conditioning, an attic fan is an excellent cooler. It is particularly effective in night cooling since it pulls cool night air through the house and at the same time removes the hot air under the roof. When a fan is properly sized for your house it can lower indoor temperatures by 10 to 15 degrees. Fan sizes range from 24 to 48 inches in diameter. More important, however, is the air-circulating capacity of the fan in cubic feet of air removed per minute. It should be strong enough to provide a complete change of air throughout the house in one minute in the South, in no more than 1½ minutes in the North. This means that a 36-inch fan with an air-removal capacity of about 8800 cubic feet per minute would be needed for a typical 1000 to 1100 sq. ft. house in the South. Cost of such a fan is \$125 to \$150, plus installation. A disadvantage of night air cooling compared to air conditioning is that it provides no dust or humidity control.


(continued)




DARK TERRACES AND PAVING



ORIENTATION AND OVERHANGS



VENTILATION



ATTIC FAN VENTILATES AND COOLS

4 ways to add



ROOM AIR CONDITIONER

ROOM AIR CONDITIONERS provide localized cooling. Lightweight, low-amperage, portable units can be moved from room to room.

ROOM AIR CONDITIONERS can often be the answer to your summer cooling problem if you just want to cool one or two rooms of your house. There are many models available for installation in double-hung windows, casement windows, and through the house wall. Popular portable models can be moved from room to room depending on your immediate needs.

Portable units, which weigh in the vicinity of 65 lbs., operate on only $7\frac{1}{2}$ amperes and can be plugged into an ordinary wall outlet. These units can usually be installed by the homeowner. Many types provide a certain amount of auxiliary heating for cool days in spring or fall. Portable air conditioners are not designed for use in large rooms.

Through-the-wall units are installed right in the exterior wall of the house and have the advantage of not taking valuable window space. This type of air conditioner can be financed with an FHA home improvement loan, since it is considered a permanent part of the home.

When buying a room air conditioner it is most important that you get the right size. It is necessary that the dealer you buy the unit from know the exact size and conditions of the room where you intend to install it. Consider the exposure of windows and walls, area of the room, length of the walls, the ceiling height, number of people that use the room, insulation, availability of 110 and 220 volt circuits, openness of room, and the added heat load of lights and electrical equipment in use in the room.

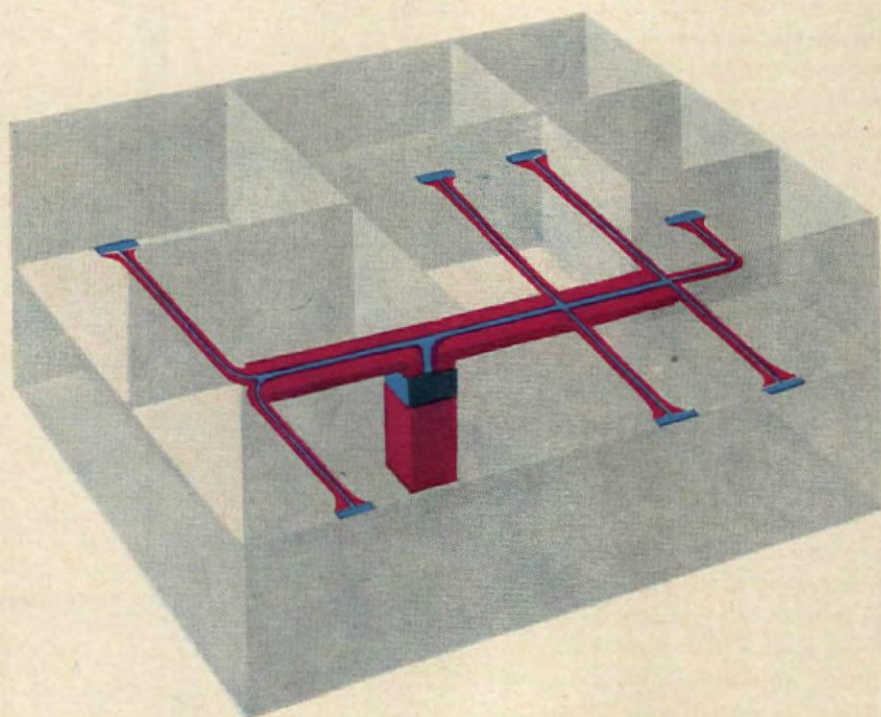
Buy your room air conditioner on the basis of BTU output, rather than horsepower rating. This figure gives you an accurate indication of the cooling capacity of the machine, while the horsepower rating merely tells the size of one component, and is often misleading.

ADDING AIR CONDITIONING TO A WARM-AIR HEATING SYSTEM. If your house is heated with a gravity or forced-warm-air furnace the chances may be good that you can add air conditioning for approximately \$500 a ton. The price can be either more or less than this average depending on how much remodeling of the old system has to be done, such as replacing the blower, enlarging the ductwork, and cutting into the house structure. These and other installation needs such as adequate wiring and registers will affect the price.

The two main components that have to be added to your heating system to make it a year-round air conditioner are the cooling coil section which can fit on top (as shown below), next to, or underneath the furnace, and the refrigeration unit which often can be placed outdoors.

Advantages of adding cooling to a warm-air system: lowest possible cost for central cooling; it is more compact than other systems; one blower is used for both heating and cooling; all heating and cooling facilities are combined into one package.

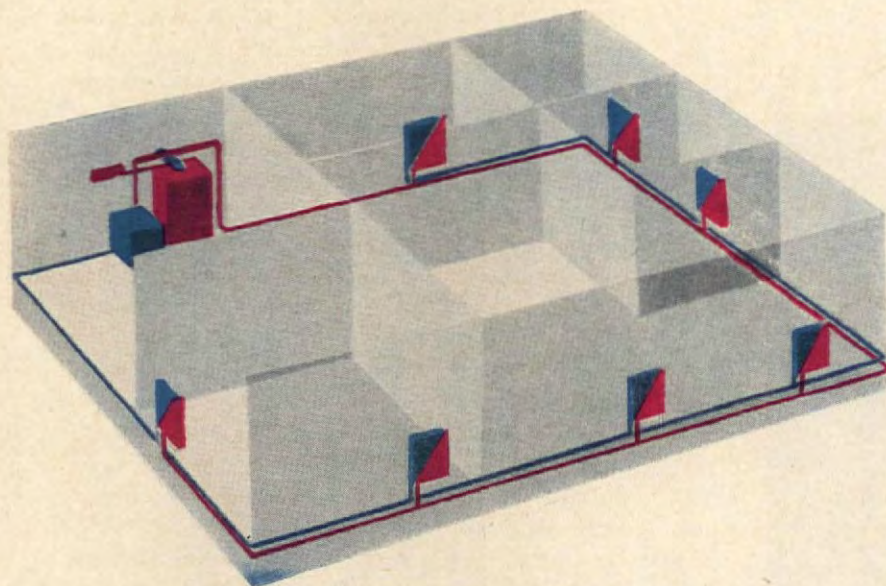
It is important to remember when adding air conditioning to a warm-air heating system that cooling often requires larger ducts and blowers than does heating, though not always. In a good many cases remodeling of the ducts is the most expensive part of the conversion. Insulation may have to be added around the ducts to prevent "cold loss" in the attic and to prevent condensation.



WARM-AIR HEATING SYSTEM

WARM-AIR HEATING SYSTEM converts to air conditioning by adding cooling coil unit (blue) to top of furnace. Condensing refrigeration unit is placed outside the house. One blower can be used to circulate either hot (red) or cold (blue) air through ducts.

air conditioning



HOT-WATER HEATING SYSTEM

A HOT-WATER-RADIATOR HEATING SYSTEM can be remodeled for air conditioning. A water chiller is added to the common piping system and the room radiators are replaced with convector units equipped with a circulating fan, cooling coils and air filter.

ADDING AIR CONDITIONING TO HOT-WATER HEATING SYSTEM.

Cold-water cooling can be combined with a hot-water heating system. A water chiller is connected to the common piping system to circulate chilled water to new convector units in each room. The actual conditioning of the air is done in the convectors which replace the usual radiators. The convectors are equipped with a fan, coils, and air filter. The common part of the system is the piping that supplies hot-water heat in the winter, cold-water cooling in the summer. The pipes should be insulated, though, when the cooling job is done. Each room convector acts as an individual air conditioner that circulates, cools, and filters the room air. The convectors can be made to operate individually, permitting separate temperature control in each room. Other advantages of this type of system are its practicality for large homes and the fact that the noise-making parts of the equipment can be remotely installed. However, this equipment with installation is comparatively high in cost; it requires careful installation; and it may be difficult to insulate all existing pipes.


A separate chilled-water air-conditioning system also can be used independently of the hot-water heating system. The water-chilling unit is remotely located in the basement or garage. The chilled water is piped to one or more distributors (fan-filter-coil units) in different areas of the house. Such a cooling distributor unit can be installed in a closet, or in a distributing chamber, made by dropping the ceiling of a center hall. Conditioned air is distributed to surrounding rooms through outlets in the chamber walls. Piping of chilled-water unit must be insulated to prevent condensation.

ADDING AN INDEPENDENT CENTRAL AIR-CONDITIONING SYSTEM.

In situations where it is not possible to integrate air conditioning with your old heating system, you can add a separate air-conditioning system in your attic or basement. Special horizontal models are made that will fit easily in an unfinished attic space or under your basement ceiling. This type of system is often recommended for independent cooling in houses with hot-water, steam, or electric-panel heating plants. The air-cooled compressor can be located in the roof gable or preferably outside the house, and the cooling coil unit either rests on the ceiling joists in the attic or, if it is a basement installation, it hangs from the basement ceiling joists. Ductwork fans out from the centrally located cooling unit to the various rooms or areas of the house. If the air conditioner is located in the attic, it is vital that both the equipment and the ductwork be well insulated so that the cool air traveling through the ducts is not dissipated by the high heat in the attic space.

Of course, the larger the area you want to cool, the more expensive the equipment. Usually you can figure that it takes one ton of cooling capacity for every 500 to 600 sq. ft. of floor area. One ton of cooling capacity can be defined as being equivalent to the cooling effect you would get from a ton of ice melting in 24 hours. The most common size needed for air conditioning a whole house ranges from 2 tons to 5 tons. Often, a separate air-conditioning system can be installed in a small home for \$750-\$1000.

THE END



AIR-CONDITIONING SYSTEM

AN INDEPENDENT AIR-CONDITIONING SYSTEM can often be added in your attic or basement. The cooling coil, refrigeration unit, blower and ducts work separately from your heating system. Drawing, above, shows attic installation and baseboard, hot-water heat.

EARLY AMERICAN IN A




A charming brick fireplace, painted white, stands across room from the window. Doors lead to bedrooms, bath, and dressing room.

Large areas of windows throughout the Garceau home are dressed in a simple but effective traditional manner and are designed to take advantage of the magnificent view of the San Fernando Valley.

High on a hilltop commanding a magnificent view of California's San Fernando Valley, stands a delightful Cape Cod house decorated in the full tradition of New England. It is the home of realtor Rus Garceau and his wife, Jean, who is secretary to screen star Clark Gable.

On first entering the Garceau home you are immediately impressed by the charming colonial mood. The huge living room has a handsome beamed ceiling, lovely pine doors, and a large, white fireplace. The dining area is warm and friendly, filled with the beautifully mellowed woods of fine provincial furniture. The master bedroom has its own cozy sitting room with fireplace.

The Garceaus value their cherished pieces of Americana. They talk glowingly of the collections of leaf-patterned ironstone dinnerware; their handsome hutch, a gift from Mr. Gable; and the precious Windsor chairs they found in a little New Hampshire shop. All proof that East and West can meet. In the Garceau home they *do* meet—and in perfect harmony!



CALIFORNIA SETTING

GEORG NILSEN

*Here's a West Coast home
made even lovelier
with East Coast antiques*



Dining area, furnished in quiet, provincial style, is an extension of the living room. The Windsor bow-back chairs, once painted black, have been restored to their original finish. The last four matching chairs, recently found in New Hampshire, complete the set.

A cozy fireplace in the little sitting room adjacent to the bedroom is a much-enjoyed luxury in this small house. Accessories throughout the house are coveted pieces of Americana collected by the Garceaus during their travels.



Plug in your small appliances

and

THE PARTY IS

Summer entertaining can be as elegant as you like—and easy, too—with the help of friends and portable electric appliances. Cooperative dinner parties are a favorite with many couples today because sharing the work allows time for relaxation and fun for everyone—including the hostess! And just about every woman will admit that it's much more exciting to eat food prepared by someone else. Why not make your next party electric? Just follow the same plans you'd use for a covered-dish supper—except that now the covered dish is a portable electric appliance.

A buffet supper lends itself very well to this kind of share-the-cooking venture. If the group is small it's a good idea for the hostess to plan the menu and ask each gal to bring the part she would like to prepare. This will depend somewhat on which of the appliances she has. In larger groups it's possible to let everyone bring what she likes—and the unexpected variety is part of the fun. Whether it's potluck or planned, you can be certain of having a good hot meal since the food can be reheated at the scene of the party without heating up the kitchen. Because the food is served directly from the appliance in which it is brought, there's very little clean-up involved when the party's over.

When guests arrive with their small appliances in tow, the hostess plugs in the appliance, sets the control dial to the right temperature, and the food stays hot until serving time. *One word of caution here.* Don't plug all the appliances into one circuit or you may spend part of the evening looking for a blown fuse. Use the outlets in your dining room and other areas of the house. Remember to use the outlets on your range. If you have an appliance control panel in your kitchen, such as the one shown on page 65, plug in six appliances at one time and know that each appliance is getting its full share of power.

(continued)

Each couple brings part of the menu in an electric appliance. Don't forget to take along the master control plug for reheating food at party.



Buffet table is star-studded with food and imaginative accessories. On the

SIMPLY ELECTRIC

MARGARET H. BOWEN



menu—shrimp curry and accompaniments, saffron rice, green beans Parmesan, salad, rolls, fruit compote, and lots of coffee.



Appliances are plugged into outlets in hostess' kitchen to reheat before taking them outdoors. Saucepan and skillet use a double wall outlet, while the coffeemaker is plugged into an under-cabinet outlet on another circuit.

(continued)

With the trend to outdoor cooking and entertaining, many homeowners have installed weatherproof outlets on the outside of the house or somewhere on the terrace. If you have outdoor outlets you can plug in some of the appliances which must stay hot for a longer time. Or keep dessert and coffee plugged in in the kitchen until they're needed. Food for the main course, if heated thoroughly in the kitchen, will stay warm outdoors until served.

Since the hostess doesn't need to spend much time cooking, she can concentrate on the buffet table and mood of the party. The table pictured on pages 32 and 33 shows how the imaginative use of articles around the house combines with the modern design of the appliances to give character to the table. Since most electric appliances are bright and shiny, a textured or homespun cloth sets them off to good advantage. An old coverlet or colorful quilt can be quite attractive too. The Lazy Susan centerpiece is composed of many parts. A wooden bowl turned upside down is the base for the wooden tray which holds tasty accompaniments for the curry. Stacked on the tray is a set of inexpensive, white porcelain compotes filled with fresh garden flowers.


Where do you get ideas for party foods to cook in these appliances? Look in the instruction books that come with your appliances. You'll find many recipes that have a "special occasion" appeal. Remember, too, that many of your favorite recipes can be cooked in electric appliances instead of on the range. It's easy to adapt them to your appliances by following the temperature guide usually printed right on the handle or lid. With a little practice you'll become very adept at translating cookbook recipes into appliance specialties.

Whole families of look-alike appliances are available today, and are designed to use the same thermostatic control plug. This master control is purchased with your first appliance. After the control is removed, the appliance can be completely immersed in the dishpan, or go into the dishwasher with absolute safety.

THE END



Cooling fruit beverage concocted in the blender is a refreshing pickup to serve while waiting for other guests to arrive. Blender container has a handle for easy pouring. Hors d'oeuvres stay hot on the griddle used as a serving tray. Set heat dial at 225°. Tona blender, Presto griddle.



1. ELECTRIC SKILLET was used to cook fresh green beans, buttered and sprinkled with Parmesan cheese before serving. Packages of frozen vegetables fit easily into this square skillet. Cover has a temperature guide on it for commonly used foods. West Bend.

2. ELECTRIC BUN WARMER keeps rolls piping hot throughout dinner. Ideal, too, for crisping potato chips or crackers that have gone limp during humid weather. Casserole-type foods stay at serving temperature in this appliance. Base is removable for quick and easy cleaning. Silex.

3. ELECTRIC SAUCEPAN holds plenty of saffron rice. Controlled heat eliminates messy boil-overs, and prevents rice from sticking. Master control fits other appliances in this family. Westinghouse.

4. LARGE ELECTRIC FRY PAN is very versatile in the jobs it can do—from frying chicken to baking a coffee-cake. Here, it was used to prepare a colorful, hot fruit compote from fresh and canned fruits. Presto.

5. FIVE-QUART ELECTRIC DUTCH OVEN shares the spotlight with a tasty shrimp curry, main feature on the party menu. Sauces are easy to keep lump-free when cooked in a controlled heat appliance. Waterless cooking, roasting, and deep-fat frying are just a few of the feats this Dutch oven performs. Mirro.

6. ELECTRIC COFFEEMAKER keeps plenty of that favorite beverage hot throughout the evening. Just select the strength you prefer and coffee is automatically brewed to your liking. Signal light comes on when coffee's ready. Universal.

THE AMERICAN HOME "BEST HOME FOR THE MONEY" COMPETITION PRESENTS

3 CITATION-WINNING HOUSES IN NORTH CAROLINA

On the following pages you will find the three best houses for the money in your state. Each has received a 1959 American Home Citation as the best home for the money in its area.

The basis for the "Best Home for the Money" award is value. The award judges—all leading authorities in the home-building field—weighed all elements of the total house in making their decision: location, appearance, construction, floor plan, materials, and cost. We are proud to show you these homes and we hope you will study them carefully here and, if possible, at the building site. If you are buying a house, or are planning to buy one in the future, your study will help you make the wisest decision. And, as surely as you grow more discriminating in your choice of a home, so will the home builder improve his product to your satisfaction.

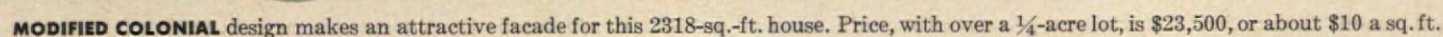
One very immediate way you can help home building is to cast your vote for the one house in your state you feel is the very best for the money. Your local builder will appreciate your approval and interest and you'll be encouraging other builders to follow his example. Your comments on the votes will also give him and the home-building industry specific information that will serve as a guide toward even better houses in the future. You will find the convenient ballot at the end of this special section. Write in the name of the builder whose house you think is the best value and circle the reason, if you wish, for your choice.

The house in each state receiving the most votes will receive a special award as the "Best Home for the Money" and will be featured in our February, 1960, issue.

Builders are competing for the third annual American Home "Best Home for the Money" award in the following states: Alaska, California, Connecticut, Florida, Georgia, Illinois, Indiana, Michigan, Minnesota, Missouri, New York, North Carolina, Ohio, Pennsylvania, Texas, Washington, Wisconsin, and Washington, D. C.

Judges for 1959 "Best Home for the Money" award are: Mr. Carl Mitnick, President of the National Association of Home Builders; Mr. Joseph Mason, Editorial Director, American Builder; Mrs. Isabel Barringer, A.I.D., Isabel Barringer Associates, Inc.; Mr. Carl Norcross, Executive Editor of House and Home; Mr. George Nemeny, A.I.A.; Mr. William T. Ward, A.I.A.; Mr. John F. Eleford, President, Eleford and Rutgers, and Vice-President, Mortgage Bankers Assn. of New York; Mr. Walter Dayton, National Association of Real Estate Boards; Mr. John M. Carter, Editor, and Mr. Hubbard H. Cobb, Building Editor, of The American Home Magazine.






Here is an exceptional bargain: 2318 sq. ft. of living area for \$23,500, including an 80x150' lot. From the front, it doesn't look like a house with that much space. It looks like a one-story home with a modified colonial design. The deception stems from the fact that it is a front-to-back split level. It should please the head of the house because of its price, and the woman of the house because of features designed to lighten housework.

built-ins: a wall oven and counter-top range, a dishwasher, and food waste disposer. There is also a large broom closet—something that is sadly lacking in many new homes today. And general storage should be no problem at all in this house with two 55-sq.-ft. storage rooms on the lower level. Other desirable features in this Charlotte home include an attic fan, and a fireplace in both the living room and family room. The house was built by E. Jack Price; designed by Roy Holbrook.

36



APPEALING COLONIAL LOOK makes this home a sound buy at \$23,500, with land. It has 1774 sq. ft. of living area, plus 110 sq. ft. of storage.

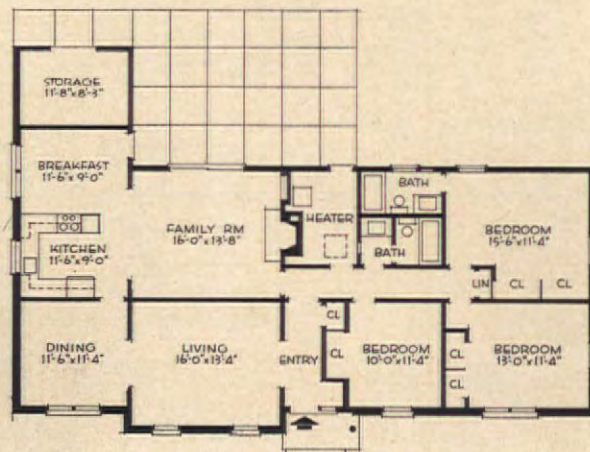
Traditional styled for modern living


Here is a faithful reproduction of the traditional design so popular in North Carolina. The judges were especially impressed with this Greensboro winner's clean-cut exterior, with its deep, louvered shutters.

The house has a good-sized living room with plenty of wall space, which makes it a simple matter to vary furniture arrangements. A pair of colonial-styled louvered doors separate the dining room from the living room, and a swinging door divides the kitchen and dining room.

Other noteworthy features in this home include a large storage area behind the breakfast room, and a centrally located utility room, accessible from the hall and back yard. The bedrooms are roomy, and there are two full baths. An attic fan is located in the utility room to cool the house in summer, and a fireplace in the family room provides that extra warmth for crisp winter days. This home was built by Superior Construction Corp. and designed by Eugene A. Gullledge.

COMFORTABLE FAMILY ROOM is separate from living room, but convenient to kitchen, terrace, and front entry.





GOOD BASIC PLAN in this split level makes it a fine buy at \$18,400, including the land. There is 1757 sq. ft. of living area inside.

Well planned—with plenty of elbow room

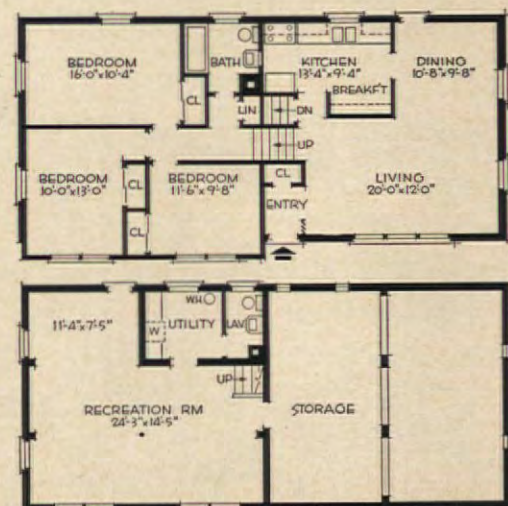

There is certainly plenty of space in this Citation-winning home. In addition to the 1757 sq. ft. of living area, there is 264 sq. ft. of storage space in the lower level. This storage area is always needed but seldom given and provides a place for bulky, hard-to-store items like trunks, suitcases, and extra furniture.

Its plan is standard for a split level, and represents an arrangement that has stood the test of time extremely well. The entryway is efficiently planned, and traffic can

flow easily to the living room, kitchen, or bedrooms without crossing into other areas. Notice that there is extra space in the kitchen for dining in addition to the dining area for more formal occasions.

On the lower level there are an oversized family room and a utility room. The full bath is in the bedroom area and a half bath is on this lower level. Designed and built by D. M. Wright Builders, Inc., this well-designed Citation winner is located in Durham.

FAMILY ROOM has 413 sq. ft. of space—a real extra for a house in this price range. Door to back yard is to the rear, and right.



All drawings by Carl Kinscherf, Sigman-Ward, Inc.

SUPERIOR CONSTR., GREENSBORO—EXTERIOR MASONRY: brick—Boren Clay Products Co. EXTERIOR SIDING: wood shakes—Crea-Dipt Co., V-6 Duraply—U. S. Plywood Corp. FRAMING LUMBER: Douglas fir—Polaris Mill ROOFING: 215# white asphalt shingles—Philip Carey Mfg. Co. INTERIOR WALLS: ½" drywall—U. S. Gypsum Co.; Samara panelling—U. S. Plywood Corp. INTERIOR CEILINGS: ½" drywall—U. S. Gypsum Co. FLOORING: oak strip—Hutton & Bourbonais; vinyl-asbestos tile—Johns-Manville; vinyl tile—Robbins Floor Products, Inc. WINDOWS: wood double-hung—Oettinger Lumber Co. WINDOW GLASS: Pittsburgh Plate Glass Co. HOUSE DOORS: Bifold metal—Berry Door Corp.; glass sliding—Weather Products, Inc.; wood flush—Thomason Plywood Corp. FENCES: Wolmanized" lumber HARDWARE: brass—Yale & Towne Mfg. Co. EXTERIOR AND INTERIOR PAINT: E. I. DuPont de Nemours Co. ELECTRICAL SYSTEM: 125 amp service, circuit breaker—Federal Pacific Electrical Co. WALL SWITCHES AND OUTLETS: Arrow-Hart & Hegeman Electric Co.; Bryant Electric Co. BELLS AND CHIMES: NuTone, Inc. LIGHTING FIXTURES: Moe Light Div., Thomas Industries; Progress Mfg. Co., Inc. INSULATION: Owens-Corning Fiberglas PIPING: copper—Chase Brass & Copper Co. BASEBOARD HEATING UNITS: Fedders-Quigan Corp. BOILER: National Tube Div., U. S. Steel Corp. THERMOSTATIC CONTROLS: Minneapolis-Honeywell WALL OVEN AND RANGE: Modern-Maid—Tennessee Stove Works FOOD WASTE DISPOSER: General Electric Co. EXHAUST FAN AND HOOD: Miami Cabinet Div., Philip Carey Mfg. Co. SINK: Briggs Mfg. Co. COUNTER TOPS: Formica Co. BATHROOM FIXTURES: Kohler Co. BATHROOM ACCESSORIES: F. H. Lawson Co.

E. JACK PRICE, CHARLOTTE—EXTERIOR MASONRY: used brick FRAMING LUMBER: #2 common yellow pine ROOFING: 215# asphalt shingles—Lloyd A. Fry Roofing Co. INTERIOR WALLS: ½" drywall—U. S. Gypsum Co. INTERIOR CEILINGS: ½" drywall—U. S. Gypsum Co.; ½" acoustical tile—Armstrong Cork Co. FLOORING: 1½" select red oak strip—Harris Mfg. Co. WINDOWS: double-hung and casement, wood—Tar Heel Sash & Door Co. WINDOW GLASS: Pittsburgh Plate Glass Co. HOUSE DOORS: flush—General Plywood Corp.; louvered—Maywood, Inc. HARDWARE: Western Lock Mfg. Co. EXTERIOR AND INTERIOR PAINT: Kurfess Paint Co. FLOOR COVERING: vinyl and asphalt tile—Kentile, Inc. ELECTRICAL SYSTEM: Federal Pacific Electrical Co. WALL SWITCHES: silent—No-Klik Mfg. Co. CHIMES: two-note—Miami Cabinet Div., Philip Carey Mfg. Co. LIGHTING FIXTURES: Centre Lighting Mfg. Co.; American Lantern Mfg. Co.; Ace of Atlanta INSULATION: Owens-Corning Fiberglas PIPING: copper—Chase Brass & Copper Co. FURNACE: gas-fired, forced warm air—Delco Appliance Div., General Motors Corp. WATER HEATER: Rheem Mfg. Co. THERMOSTATIC CONTROLS: Minneapolis-Honeywell WALL OVEN AND RANGE: Preway, Inc. DISHWASHER: Preway, Inc. ATTIC FAN: Bar Brook Mfg. Co. SINK: American-Standard COUNTER TOPS: The Formica Co. BATHROOM FIXTURES: American-Standard BATHROOM ACCESSORIES: Cambridge Tile Mfg. Co. BATHROOM WALL COVERING: Wall-Tex—Columbus Coated Fabrics Corp. FAMILY ROOM WALL PANELING: Panawall—Roddie Plywood Corp. SHOWER: Cambridge Tile Mfg. Co. FIREPLACE EQUIPMENT: Donley Bros. Co. RANGE HOOD AND FAN: Miami Cabinet Div., Philip Carey Mfg. Co.

D. M. WRIGHT, DURHAM—EXTERIOR SIDING: southern yellow pine EXTERIOR MASONRY: Carolina texture brick—Chatham Brick & Tile Co. FRAMING LUMBER: southern yellow pine ROOFING: 210# asphalt shingles—Johns-Manville INTERIOR WALLS AND CEILINGS: ½" gypsum board—National Gypsum Co. FLOORING: select red oak strip—Cherokee Flooring Co. WINDOWS: white pine—Mebane Lumber Co., Inc. WINDOW GLASS: Libbey-Owens-Ford Glass Co. HOUSE DOORS: Luan mahogany—Howell Mfg. Co. GARAGE DOORS: Howell Door Co. FENCES: southern yellow pine HARDWARE: Kwikset Sales & Service Co. EXTERIOR AND INTERIOR PAINTS: Dutch Boy—National Lead Co. KITCHEN FLOOR: vinyl-asbestos tile—Bonafide Mills, Inc. WIRING: Phelps Dodge Corp., 100 amp service WALL SWITCHES AND OUTLETS: plate—Bryant Electric Co.; switches and receptacles—Arrow-Hart & Hegeman Electric Co. BELLS AND CHIMES: NuTone, Inc. LIGHTING FIXTURES: Moore Bros. INSULATION: rock wool—Johns-Manville PIPING: copper FURNACE: York-Shipley, Inc. WATER HEATER: 40 gal., electric—General Electric Co. THERMOSTATIC CONTROLS: Minneapolis-Honeywell EXHAUST FAN: NuTone, Inc. SINK: American-Standard; C. F. Church Co. KITCHEN CABINETS: maple—Marsh Furniture Co. COUNTER TOPS: The Formica Co. BATHROOM FIXTURES: American-Standard; C. F. Church Co. BATHROOM ACCESSORIES: Hall-Mack Co. SHOWER STALL: Skipper—Flat Mfg. Co. BATHROOM FLOORING: vinyl-asbestos tile—Bonafide Mills, Inc. BATHROOM WALL COVERING: plastic wall tile—C. F. Church Co. BATHROOM CABINETS: Zenith—Marshall-Wells Co. SHEATHING: Douglas fir plywood WINDOW AND DOOR SCREENS: aluminum

CAST YOUR VOTE FOR BETTER HOUSING

You can upgrade the standard of housing in your community by voting on which of the three houses in your state offers the best value for the money in design, space, planning, and quality materials.

| | | | | | | | | | | | | | | | | | | | | | |
|---|-----------------|-----------------|---|----------------|---------|---------|-----------------|----------|----------------|--------|---------|-------------|-----------------|----------------|-----------------|------------------|--------------|------|-------------|---------------|---------|
| <div style="display: flex; justify-content: space-between;"> <div style="writing-mode: vertical-rl; transform: rotate(180deg);">Name</div> <div style="writing-mode: vertical-rl; transform: rotate(180deg);">Street Address</div> <div style="writing-mode: vertical-rl; transform: rotate(180deg);">City</div> </div> | | State | <h3>MY VOTE FOR THE BEST HOME FOR THE MONEY GOES TO:</h3> <p><i>Please circle the three reasons that influenced your vote the most</i></p> <table border="0"> <tr> <td>STYLE OF HOUSE</td> <td>GARAGE</td> <td>WINDOWS</td> </tr> <tr> <td>EXTERIOR DESIGN</td> <td>BASEMENT</td> <td>MATERIALS USED</td> </tr> <tr> <td>LAYOUT</td> <td>STORAGE</td> <td>EASY RESALE</td> </tr> <tr> <td>NO. OF BEDROOMS</td> <td>KITCHEN EQUIP.</td> <td>LOW MAINTENANCE</td> </tr> <tr> <td>NO. OF BATHROOMS</td> <td>LAUNDRY ROOM</td> <td>SIZE</td> </tr> <tr> <td>FAMILY ROOM</td> <td>SIZE OF ROOMS</td> <td>PRIVACY</td> </tr> </table> | STYLE OF HOUSE | GARAGE | WINDOWS | EXTERIOR DESIGN | BASEMENT | MATERIALS USED | LAYOUT | STORAGE | EASY RESALE | NO. OF BEDROOMS | KITCHEN EQUIP. | LOW MAINTENANCE | NO. OF BATHROOMS | LAUNDRY ROOM | SIZE | FAMILY ROOM | SIZE OF ROOMS | PRIVACY |
| | | STYLE OF HOUSE | | GARAGE | WINDOWS | | | | | | | | | | | | | | | | |
| EXTERIOR DESIGN | BASEMENT | MATERIALS USED | | | | | | | | | | | | | | | | | | | |
| LAYOUT | STORAGE | EASY RESALE | | | | | | | | | | | | | | | | | | | |
| NO. OF BEDROOMS | KITCHEN EQUIP. | LOW MAINTENANCE | | | | | | | | | | | | | | | | | | | |
| NO. OF BATHROOMS | LAUNDRY ROOM | SIZE | | | | | | | | | | | | | | | | | | | |
| FAMILY ROOM | SIZE OF ROOMS | PRIVACY | | | | | | | | | | | | | | | | | | | |
| Zone | Name of Builder | | | | | | | | | | | | | | | | | | | | |

Send to:

Only one vote from each reader will be accepted. Decision of judges is final.

The American Home Magazine, 300 Park Avenue, New York 22, N. Y.

CERAMIC TILE WALLS
never need refinishing, are easy to wipe clean. Handsome colors mix with and match appliances, fabrics.

CLEAN-UP CENTER: sink next to laundry area is an indispensable idea for pretreating soiled clothes, washing up after work or play; handy for a drink of water.

ROLL OF PAPER TOWEL, fastened to the wall where it serves both sink and workshop area, can be a real friend indeed and saves laundering.

MEDICINE CABINET stores first-aid and grooming supplies, is a must for that fast primp job, when you have unexpected callers.

WRAPPING SPACE: perforated hardboard holds supplies for wrapping packages on uncluttered counter below.

On our cover

We design a “clean-up room” for spotless housekeeping

VIRGINIA E. THABET


If your family is like most, it has an amazing ability to mess up just about every room in the house. Dripping raincoats are found in the hall closet, muddy boots in the kitchen, sawdust in the basement, dirty clothes in the bedroom.

It is for you, then, that we have designed this family “clean-up room.” By confining all the messy jobs to one area, you will be able to keep the rest of your house just about spotless. In our dream room, we have provided 18 work-saving ideas—even facilities for bathing the family pet (see our cover). Ideally, the family “clean-up room” is located near the kitchen and accessible to both the inside and outside of the house. If you are building or remodeling, we suggest you make provision for such a room. If not, make use of any available space now in the kitchen, the basement, or closed-in breezeway. If you can’t use all our ideas, try a few. Every idea means easier housekeeping for you.

WATER HEATER supplies 50 gallons of hot water—plenty for successive loads of laundry. It serves as a table top and is ideally located next to washer.

WASHER with controls to suit all washday needs does the job automatically. It matches the dryer too.

DRYER installed to the right of the washer helps to speed up washday and get family wardrobe back in the closet in fast order. With a dryer you need never fear a rainy washday.



ACOUSTICAL TILE ceiling can be painted to match décor; will absorb and muffle sounds of laundry equipment, children, dogs, and running water in this busy room.

SLIDING DOORS on wall cabinets are laminated with curtain fabric for decorative effect, and are easy to wipe clean. Laundry and workshop supplies are stored here.

WORKSHOP AREA: perforated hardboard holds electric drill and other tools for hobbies and repairs. Wooden counter top is ideal.

ROD serves for hanging up wet raincoats or drip-dry garments you do not want to put in the dryer. Water drips into the tiled drain area below.

LOW SHOWER STALL with flexible shower head can be used to spray plants, wash dog, wash off muddy boots and feet. Ideal, too, for a "mop closet" because it's easy to draw fresh water and dispose of dirty water.

STORAGE CLOSET for rainwear, gardening clothes, picnic baskets, and vacuum jugs, has tile floor which is unharmed by wet boots. The perforated hardboard-lined door holds old shoes, garden gloves, and items used outdoors


HANDY HOOKS for dripping-wet umbrellas are placed on side of shower stall. Perfect, too, for hanging other small, wet garments like rain hats and hoods. If you don't like hooks why not try a towel bar installation into which umbrellas can slip?

BUILT-IN AUTOMATIC IRONER slides into cabinet when not in use, and is easy to pull out, latching into place automatically. Attach ironer to side panels of specially built wooden cabinet. If you wish, arrange with your dealer to match doors of other cabinets. If you want to build your own doors, they are easy to construct. Be sure the cabinet construction fits the ironer specifications.

Shopping Information, page 79

TILE FLOOR takes muddy footsteps in stride. Just mop or hose off with soap and water. Keeps looking clean . . . no matter what the weather is.

DRAIN IN CENTER OF FLOOR helps to make the job of cleaning the floor a much faster one, takes the problem out of handling wet garments and dripping items; and you'll no longer worry when children carry in muddy toys and animals.





Photographed at Macy's

Dine graciously

ROBERT W. HOUSEMAN

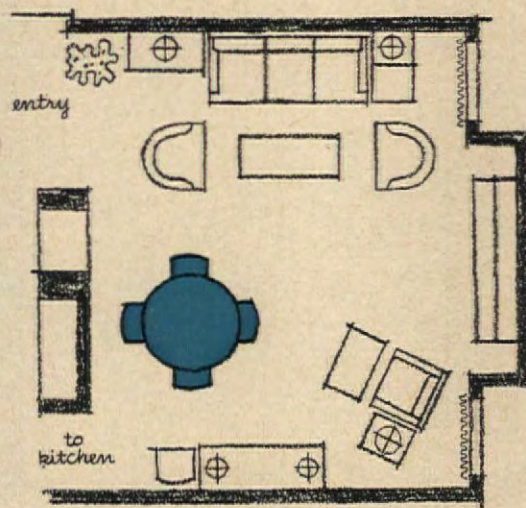
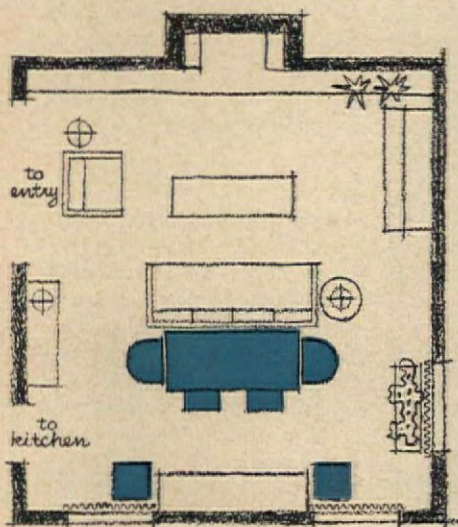


Table in the round


presents pleasing contrast to rectangular shapes. Used off-center in room, table does not dominate, and is convenient during after-dining hours for games and other family activities. Provincial-style table has three 12-inch leaves for accommodating many extra guests.



Sofa table flips open

to seat four comfortably without changing its position, or six diners when it is pulled out from sofa. Located conveniently to kitchen, this table is a good choice for the hostess who enjoys serving buffet meals.

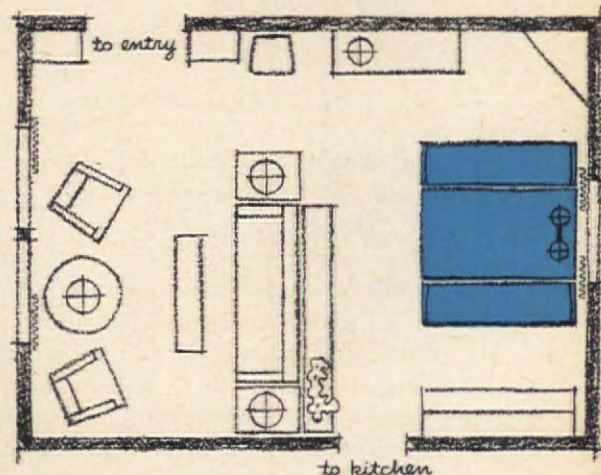

Shopping Information, page 79



Photographed at Stern's

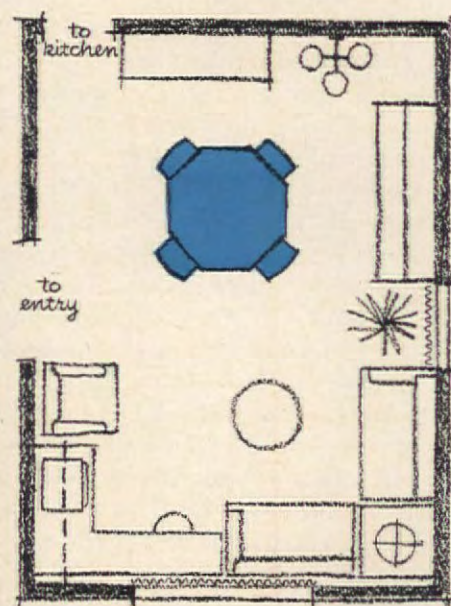
without a dining room

The right furniture, thoughtfully arranged, is your answer to an attractive, dual-purpose room for living and dining



Early American

room shows cherry drop-leaf table set under a window, flanked by corner cupboard and buffet. Long benches always remain in position for a pick-me-up coffee. The children have plenty of table room to spread out their textbooks.



Octagonal table

is shaped to give you more space when the dining area is completely in the living room. Here is all the relaxing comfort needed. Chairs drawn from the table give ample seating when the crowd drops in for an evening's festivities.

(continued on page 70)

Get *SPLASH* with iris

THEODORE A. WESTON

If you want a splash of color in your garden after the spring bulbs have finished and before the roses bloom—plant iris.

Iris are appropriate to any surroundings. Their colors include almost everyone's favorites and their three-foot height makes them suitable for all kinds of garden uses; their foliage is attractive when they're not in flower; they're easy to grow in nearly every part of the country. And you can get them in wide variety both at local nurseries and from mail-order specialists. Truly, not many plants equal iris on all these counts!

You don't have to study horticulture and landscaping to be able to use iris to good effect. They'll pay off, whatever you do with them. But to get the *most* out of iris, you should know a little about their characteristics and the special conditions of your own garden.

The lighter iris colors are bright and gay, not garish or violent, so you can make a real splash with them by planting good-sized clumps or "drifts." The darker colors are mostly rich and mellow—deep blues, purples, and coppery tones—and show off best if used with lighter-colored iris or other flowers.

To make a clump of iris, plant three roots of one variety 18" to 24" apart, in a triangle. Or, if the space is large enough, plant five roots of one variety 24" to 30" apart in a square, with the odd one in the center. By the second season the space between the roots will be almost completely filled.

If you use iris in regular-shaped beds or irregular drifts, you'll probably get the best effects by combining several varieties, or many varieties if the plantings are large enough. Occasionally, though—as when you want a dramatic contrast with a wall, fence, or hedge—a planting will be more effective if limited to one variety.

To make a bed of one variety, simply plant the roots 18" to 24" apart. To make a bed or drift of several or many varieties, plant the roots of each variety as you would in a clump, in threes, fives, or larger numbers so that the planting is actually made up of numerous clumps.

In a large planting of this kind, the colors of the clumps may be grouped

(continued)



PLANT IRIS IN CLUMPS—in any part of your garden, in any colors you

*Here are plants as colorful,
adaptable, and easy to grow
as any you'll find—ever!*



PINK TONES are relatively new in iris and have broadened the color range to include almost every shade except fire-engine red. This one is Mary Randall, a recent origination with contrasting tangerine "beard" and exceptionally well-shaped petals. Other pinks include both lighter and darker tones.



TWO-COLOR COMBINATIONS are more striking in iris than in most other flowers. This variety, Helen Collingwood, has pale lavender standards (upper petals) and rich violet-purple falls (lower petals). Other bicolors include various combinations of white, yellow, pink, blue, purple, and bronze.




BLUE-WHITE is a color that occurs in few flowers other than iris, and is refreshingly effective in the garden. This beautifully ruffled variety is appropriately called Breaking Wave. From pure white, other varieties shade into cream-white and near-yellow, and from blue-white through many blues to rich blue-black.



THE GOLDEN YELLOWS are the most brilliant of all iris and make the brightest splash of color in the garden. This is Golden Hawk, a newer variety which is close to the iris fanciers' idea of perfection in both color and flower form. Lighter yellows shade to creams and chartreuse, darker ones to browns and mahoganies.



like—and you can count on a splash of brilliance every succeeding spring.



TRY IRIS near your doorway, following with annuals, or as a color splash in the foundation planting.

so as to blend into one another, in a rainbow effect, or they may be placed so as to contrast more or less boldly. You needn't worry much about color conflicts with iris—your use of color is mostly a matter of preference.


The drawings on this page will give you some ideas of where and how to use iris. The layout of your own grounds probably will suggest adaptations of some of these uses and prompt you to think of others.

To have color in the garden most of the season, you can combine clumps of iris with plantings of other perennials that require similar growing conditions. Earlier-flowering ones include daffodils, tulips, and other spring bulbs; same-season favorites include peonies and Oriental poppies; later bloomers, in the order of flowering, include delphiniums, Japanese iris, lilies, daylilies, phlox, perennial asters, and chrysanthemums.

Petunias, marigolds, zinnias, and other annuals, which flower from July until frost, also can be used with iris, as can gladiolus and the smaller dahlias, flowering from August till frost. And, of course, both hybrid tea and floribunda roses follow close on the heels of iris and continue to bloom until hard freezing sets in.

As to soil, light, and moisture, iris are not at all demanding. They need about the same amount of sunshine as roses and grass—from all-day sun to a minimum of about half a day's sun—and they'll grow in almost any soil that doesn't become water-logged. They need rain (or irrigation) in the spring, but don't mind summer drought.


You can plant iris any time during late summer or early fall. Fertilize the soil lightly and loosen it to a depth of about 6". Then tamp it moderately firm and plant the thick roots (rhizomes) so that they lie flat and are covered with no more than an inch of soil.



YOUR DRIVEWAY may be a showplace for iris, preceded by bulbs and followed by daylilies, asters, mums.

Feed iris *lightly* with a standard plant food early in the spring, and if you live in an acid soil area give them a light application of agricultural lime sometime during the winter. The worst insect enemy of the iris is the borer, which attacks the rhizomes. You can head it off, however, by dusting or spraying regularly in the spring with an all-purpose rose dust or spray.

The varieties on the accompanying list are the favorites of the members of the American Iris Society, grouped by color, and arranged according to popularity. Most of them sell at between \$1 and \$2, though a few are relatively new and consequently more expensive.



HOW TO "DECORATE" fences, patios, outdoor living areas? Use iris, plus later-flowering perennials or annuals.

FIFTY FAVORITE IRIS

| | | | |
|-----------------|-------------------|---------------------|-----------------|
| Cliffs of Dover | | | Blue Sapphire |
| New Snow | WHITE | LIGHT BLUE | Rehobeth |
| Snow Flurry | | | Sierra Skies |
| Swan Ballet | | | Jane Phillips |
| Truly Yours | WHITE and YELLOW | LAVENDER and ROSE | Mary Randall |
| Pinnacle | | | Chantilly |
| Patrician | | | Crispette |
| Limelight | LIGHT YELLOW | VIOLET | Mulberry Rose |
| Char Maize | | | Violet Harmony |
| Amandine | | | First Violet |
| Ola Kala | GOLDEN YELLOW | CORAL PINK | Majorette |
| Techny Chimes | | | Happy Birthday |
| Solid Gold | | | June Meredith |
| Argus Pheasant | TAN and BROWN | LIGHT BLENDS | Cathedral Bells |
| Golden Russet | | | Ballerina |
| Thotmes III | | | Palomino |
| Inca Chief | BRONZE and MAROON | PLICATAS (stippled) | Starshine |
| Solid Mahogany | | | Melody Lane |
| Sunset Blaze | | | Blue Shimmer |
| Sable Night | PURPLE | AMOENAS (two-color) | Minnie Colquitt |
| Black Hills | | | Port Wine |
| Black Taffeta | | | Wabash |
| Pierre Menard | MEDIUM BLUE | | Extravaganza |
| Chivalry | | | Amigo |
| Blue Rhythm | | | |
| Regina Maria | | | |

SOUPER SUMMER SALADS

Make 'em with soup in the cool of the morning! Serve 'em chilled at night!



TUNA-CELERY SALAD MOLD

Soften 1 env. unflavored gelatine in $\frac{1}{2}$ cup cold water; stir over boiling water till gelatine is dissolved. Blend 1 can Campbell's Cream of Celery Soup, $\frac{1}{4}$ cup mayonnaise, 1 tbsp. lemon juice; stir in gelatine. Chill till mixture begins to thicken; fold in 7-oz. can tuna (drained and flaked), $\frac{1}{4}$ cup chopped celery, 2 tbsp. chopped green pepper, 1 tbsp. chopped pimiento. Pour into 3-cup mold. Chill till firm. Unmold; serve on crisp salad greens. 4 servings.



TOMATO-BEEF SALAD MOLD

In saucepan, combine 1 can Campbell's Tomato Soup, 1 can Campbell's Consommé, $\frac{1}{2}$ cup water, 2 tbsp. vinegar, 1 bay leaf, $\frac{1}{8}$ tsp. celery salt; simmer 5 min. Soften 2 env. unflavored gelatine in $\frac{1}{2}$ cup cold water; stir into hot soup. Chill till mixture begins to thicken; fold in 1 cup finely diced cooked beef, $\frac{1}{2}$ cup chopped celery, $\frac{1}{4}$ cup chopped cucumber, 2 tbsp. chopped onion. Pour into 1 $\frac{1}{2}$ -qt. mold. Chill till firm. Unmold; serve on crisp salad greens. 6 to 8 servings.



CHICKEN-CRANBERRY SALAD MOLD

Chicken layer: Soften 1 env. unflavored gelatine in $\frac{1}{2}$ cup cold water; stir over boiling water till gelatine is dissolved. Blend 1 can Campbell's Cream of Chicken Soup, $\frac{1}{4}$ cup mayonnaise, 1 tbsp. lemon juice; stir in gelatine. Chill till mixture begins to thicken. Fold in 5-oz. can boned chicken (diced), $\frac{1}{4}$ cup chopped celery, 2 tbsp. chopped toasted almonds, 1 tbsp. minced onion, dash pepper. Pour into 1 $\frac{1}{2}$ -qt. mold. Chill till firm.

Cranberry layer: Soften 1 env. unflavored gelatine in $\frac{1}{2}$ cup cold water; stir over boiling water till gelatine is dissolved. Crush 1-lb. can jellied cranberry sauce with fork; add gelatine. Chill till mixture begins to thicken. Fold in 1 peeled orange cut into pieces. Pour on top chicken layer. Chill till firm. Unmold; serve on crisp salad greens. 6 to 8 servings.



Good ^{in cool} cooks cook with *Campbell's Soups*

Buying?... Building?... Remodeling?

New General Electric




The Custom G-E Built-In Range in stunning Turquoise provides a strikingly beautiful color note in this contemporary kitchen.

This cooktop features a remote control unit to mount where you wish; big-capacity Custom

Oven with picture-window door is 21" wide... has all the automatic features you've been wanting... rotisserie, meat thermometer, Oven Timer and Minute-Minder—and charcoal-type broiler that's a G.E. exclusive.



Removable oven doors! Snug-fitting door has two simple catches that can be flipped open to let door slide right off for easy cleaning of the entire oven.



Automatic rotisserie! Barbecues a 20-lb. roast! Has sturdy spit and forks. Removable, sure-grip handle lets you handle hot spit safely, easily.



New Automatic Oven Timer! Easy to set as a kitchen clock! START dial turns oven on; STOP dial turns it off. Cooks meal while you're out.



Automatic Meat Thermometer! Dial the "doneness" you want for roasts, steaks—a buzzer tells you when they're ready! No guessing—perfect results *every time!*

PLUS:

- Focused-Heat broiler unit gives you charcoal-type results
- Fast, self-cleaning surface units
- Big-capacity ovens... a full 21" wide
- Starlight Gray porcelain oven interiors for easier cleaning
- Built-in oven vents... eliminate streaking or staining kitchen walls

Ovens and cooktops available in Pink, Turquoise, Yellow, Brown, White, Satin Chrome or Copperfinish.



This delightful kitchen features the modestly priced General Electric De Luxe Oven and integral control cooktop in lively Canary Yellow. Cooktop has convenient, up-front push-button controls. Fits flush into countertop; no

dirt-catching cracks and crevices.

Big-capacity oven has new automatic timer and Minute-Minder, floodlight, charcoal-type broiler, removable door, 2 shelves. Thrifty, too—bake all day for less than a dime!*

(*National average rate for eight hours cooking.)

You'll find the range just right for you in ... Built-In Ranges for 1959


Before you do another thing with those plans for your dream kitchen, take a good close look at the beautiful new General Electric Built-In Ovens and Cooktops.

There's the widest choice of models ever . . . and never before has a built-in range offered so much in new features and styling.

Choose from four decorator colors: Petal Pink, Canary Yellow,

Turquoise Green, Woodtone Brown or White. Or you may prefer Satin Chrome or Copperfinish.


Your G-E dealer will show you how easy it is to own the General Electric Built-In Range of your choice. And don't forget, a new built-in range does more than make your kitchen truly modern—it actually increases the value of your home!



Only G.E. offers you new eye-level pushbutton controls for the cooktop . . . built right into the hood! Easy to see, to use, to clean . . . and safely out of reach of children! Fan and floodlight also built into the hood. *Available in June.*

New! Two full-sized ovens install as one, in 27" wide cabinet! Each oven has automatic timer, broiler, floodlight, two shelves. Rotisserie, meat thermometer in top oven. Eye-level control panel. Doors slide off for easy cleaning!

FREE! Kitchen Planning Kit— has 3-D cut-outs and floor plan sheets. *Plus* 6-page color folder filled with ideas, size and installation data. Send coupon to—



Gail Evans, Home Consultant
General Electric Company
Appliance Park
Louisville 1, Kentucky

NAME _____

ADDRESS _____

CITY _____ ZONE _____ STATE _____

AM-6

GENERAL ELECTRIC

Range Dept., General Electric Co., Louisville 1, Ky.



LOBSTER CANTONESE

VEAL AND ASPARAGUS (top)

CHICKEN WITH SPANISH-OLIVE SAUCE

Summer Casseroles

*Prepare them in the
cool of the morning for lunch
or dinner . . . or stash
them away in your freezer*

Casserole cooking is always convenient, but never more so than during hot weather. Summertime calls for the easy-to-make, unhurried dinner, to be shared leisurely with family and friends.

The wonderful casseroles shown here can be cooked in the cool of the morning and then stored in freezer or refrigerator for the day's meals, or a meal for the future. Cook casseroles containing a simple lunch or a more substantial one-dish meal that constitutes a hearty dinner.

Start off your dinner with a cold soup, serve a cool salad with the casserole, and top off the meal with a refreshing macédoine of fruit. What an easy and delicious meal for those times when there's not a breeze stirring and appetites need tempting!

The recipes here are complete, ready for reheating, but they remind us of another good idea, that of freezing the basic part of a recipe in advance for use later. This means making up in quantity the part that involves lengthy preparation and cooking time—and then freezing it. For example, the basic recipe we show for ground beef includes only those ingredients which are common to a great many casserole dishes. These basic assembled ingredients may be used in a casserole of baked spaghetti, chili con carne, or stuffed green peppers, etc. Some of the other recipes that we feature can be reheated in minimum cooking time to be served with rice, noodles, or many other easily prepared bases.

FOR THESE RECIPES, SEE PAGES 61, 62 and 64

Shopping Information, page 79

FRANKFURTER CASSEROLE (top)

DUTCH MACARONI AND CHEESE



THE PRISM LOAF is a gleaming kaleidoscope of colors. It is made up of small gelatin squares bound together by a gelatin and meringue base. Easily made with prepackaged meringue, the prism loaf is a jewel of a summer dessert!

Take a package of FLAVORED GELATIN

JUNE M. TOWNE

ORANGE CHANTILLY BELL is fine fare in this month of wedding bells, and a fitting finale to a delicious meal! As is generally true in most easy-to-fix gelatin recipes, other citrus flavors can be substituted for the orange.



Cool to look at, cool to the taste, molded gelatin adds vivid color and refreshing flavor to summer meals. And gelatin is as easy to prepare as it is versatile. With a few simple additions, you can transform it into perky appetizers, full-fledged entrees, or eye-catching desserts.

We show you here just a few tempting dishes. Try them all and then go on from there. Serve the new flavors with fruits or vegetables, with leftover meats, fish, or eggs, or as a luscious whip. And in so doing, bring a gay party mood to summer dining!

RASPBERRY PARFAIT MOLD combines cream, cake, and fruit in one mold to produce a dessert of great delicacy, flavor, and appearance. Our recipe gives you the key to such "professional secrets" as the art of arranging molds and decorating with a pastry tube. And do not limit our recipe to raspberries—substitute other fresh or frozen fruits.

PÂTÉ APPETIZERS that might very well compete with those of the finest French chefs are made with liverwurst. To make the design, turn a thin layer of dissolved gelatin into the mold, arrange carefully, and chill before adding the pâté mixture.

WHOLE STRAWBERRY TARTS provide proof that gelatin dishes can be served attractively without use of a mold. These are made by placing strawberries in a strawberry-gelatin base. And there are many other desserts that can be made without benefit of a mold: try placing layers of gelatin cubes in sherbet or parfait glasses, then topping with a custard sauce; or in a generous-sized bowl, serve cubes with cake cubes; or fill sherbet or parfait glasses with glowing gelatin flakes, made by running a fork through a sheet of gelatin.

MOLDED HAM SALAD is a perfect summertime entree complete with both meat and vegetables. Here's good reason to save those leftovers, for translation into a substantial family meal. Gelatin has the protein and nutritional qualities that make this a recipe that is extremely nourishing as well as economical and delicious!

FOR THESE RECIPES, SEE PAGES 54, 61 and 62

Shopping Information, page 79



RASPBERRY PARFAIT MOLD

Preparation time: 20 min.
Chilling time: 1-1½ hrs.

1 pkg. raspberry-flavored gelatin*
1¼ c. hot fruit juice and water
1 pt. vanilla ice cream

1 pkg. (10 oz.) frozen raspberries,
thawed and drained
6 lady fingers, separated

*or use black raspberry- or grape-flavored gelatin.

● Dissolve gelatin in hot liquid in a 2-quart saucepan. Add ice cream by the spoonful, stirring until melted. Chill until thickened but not set (10-15 minutes). Fold in raspberries. Turn into 1-quart mold or small (6-inch) sponge cake pan, lined around sides with split lady fingers. Chill until firm, about 1 hour. Unmold and garnish with pink-tinted whipped cream.

Serves 6 245 cal. per serving Source of Vitamins A,B,C

Tested in THE AMERICAN HOME KITCHENS

PÂTÉ APPETIZERS

Preparation time: 30 min.
Chilling time: 3 hrs.

1 pkg. lemon-flavored gelatin
1 chicken bouillon cube
1 c. hot water
1 c. cold water
1 tsp. vinegar
1 hard-cooked egg, sliced

Strips of pimiento
¼ lb. liverwurst
1 pkg. (3 oz.) cream cheese
2 tbs. mayonnaise
1 tsp. dry mustard
Dash of cayenne

● Dissolve gelatin and bouillon cube in hot water; add cold water and vinegar. Pour a layer, about 1 inch, of clear gelatin into 5 or 6 individual molds; add slice of hard-cooked egg and strip of pimiento; chill until almost firm. Blend together liverwurst, cream cheese, mayonnaise, dry mustard, and cayenne; add remaining gelatin. Pour over clear layer. Chill until firm. Unmold and serve with crisp crackers.

Serves 5-6 320 cal. per serving Source of Vitamins A,B

Tested in THE AMERICAN HOME KITCHENS

WHOLE STRAWBERRY TARTS

Preparation time: 1 hr.
Chilling time: 1-2 hrs.

4 c. strawberries, washed and hulled
¼ c. sugar
1 pkg. strawberry-flavored gelatin
Dash of salt

1 c. hot water
1 c. cold water and fruit juice
1 tbs. lemon juice
4-6 baked tart shells, cooled

● Mix strawberries and sugar together lightly; let stand about 30 minutes; drain, reserving juice. Dissolve gelatin and salt in hot water; add cold water, fruit juice, and lemon juice. Chill until slightly thickened. Arrange whole strawberries in cold tart shells; pour thickened gelatin over berries. Chill until firm, about 1 hour. Garnish with whipped cream.

Black Cherry Tarts: Substitute black cherry-flavored gelatin for the strawberry-flavored gelatin. Omit strawberries and sugar, and use 1 can (#2) pitted Bing cherries and juice.

Serves 4-6 335 cal. per serving Source of Vitamins A,B,C

Tested in THE AMERICAN HOME KITCHENS

MOLDED HAM SALAD

Preparation time: 25 min.
Chilling time: 3 hrs.

1 pkg. lemon-flavored gelatin*
¼ tsp. onion salt
Dash of ground clove
1 c. hot water
¾ c. cold water
3 tbs. lemon juice

1½ c. chopped boiled ham (or cut in
julienne strips)
1 c. small raw cauliflower flowerets
½ c. diced celery
1 tbs. chopped pimiento

*or use lime- or apple-flavored gelatin.

● Dissolve gelatin, onion salt, and clove in hot water; add cold water and lemon juice. Chill until slightly thickened; add remaining ingredients. Turn into 1-quart mold; chill until firm. Unmold and serve with mayonnaise and tomato wedges.

Serves 4-6 200 cal. per serving Source of Vitamins A,B,C

Tested in THE AMERICAN HOME KITCHENS

You Should Know...

A NEW AMENDMENT to the Federal Food, Drug and Cosmetic Act has just been passed making the pretesting of food additives a legal requirement. This should be of interest to today's homemakers.

But first, what is an additive?

The term actually covers any food substance introduced into foods to improve one or more characteristics, or any added substance that becomes a part of the finished product.

Items such as salt, sugar, flavorings, vinegar, and baking powder are additives. Also included in a widespread list are such nutrient supplements as vitamins and minerals, as well as non-nutritive sweeteners, preservatives, emulsifiers, stabilizers, thickeners, buffers, and neutralizing agents.

During the past half century our food products and dining habits have undergone tremendous changes. We have wonderfully convenient meals set up for us in packaged dinners, mixes, and easy-to-fix, dehydrated products. These products could not be marketed without the food additives that prevent drying, separation, caking, and other forms of deterioration.

Now, with the passage of the new amendment, you not only have the convenience of these work-saving, time-saving food products, but the assurance as well, that the food additives have undergone extensive laboratory tests to assure their purity and healthfulness.

HERE'S A HELPFUL TIP in freezing casserole dishes. First, line the baking dish with foil, then grease lining lightly and fill with casserole mixture. Put this in the freezer and, after food has been thoroughly frozen, remove it from the casserole and put the food back in the freezer in its foil wrapper. To reheat, simply unwrap the food from the foil and slip it back into the casserole.

SEVERAL INTERESTING NEW PRODUCTS are welcome additions to the ever-growing group of convenience foods.

EASY-MIX OATMEAL BREAD is a delicious new bread mix that comes out tender and moist, and keeps that way for days.

PACKAGED QUICK, HASH-BROWN POTATOES consists of

cubed Idaho baking potatoes with water removed. You'll savor the taste of these famous potatoes in a brand-new form.

THERE ARE SEVERAL NEW BAKING MIXES ON THE MARKET that not only save you time, but give you results as rewarding as the favorite old recipes that used to take hours. APPLE CRUNCH, BLUEBERRY MUFFINS, AND BOSTON CREAM PIE are the ones you're sure to enjoy.

THREE EXCITING NEW SOUPS make their debut and constitute something truly new and different. All these soups have a fruit base—cherry, orange, and prune.

A NEW CHICKEN STOCK BASE not only gives you a rich chicken soup in seconds, but has countless other flavorful uses. This product is a fine-grained powder which dissolves instantly in water.

A NEW PARTNER TO THE CHOCOLATE BITS IS CARAMEL. Delicious in cookies, cakes, candy, frosting, it seems to have unlimited appeal.



Tabasco[®] makes Summer meal-planning an adventure ...every day of the week!

Mellow pepper in liquid form spreads exciting new flavor all through these favorite foods




SUNDAY—BARBECUED CHICKEN

The difference between this and other barbecue recipes is in your barbecue sauce—made more flavorful and tangy with TABASCO. You baste with it *and* serve it with the chicken.



MONDAY—SALAD DRESSING MAGIC

Nothing could be simpler, yet nothing could be more effective in giving extra zest to salad dressings. Just add $\frac{1}{4}$ teaspoon TABASCO to $\frac{1}{2}$ cup dressing. Watch appetites perk up!



TUESDAY—CHILLED TABASCO MEAT LOAF

New idea! Bake in the cool of the morning, serve chilled and sliced—or diced in a man-size main-dish salad. TABASCO gives life to this homey favorite. It's in the TABASCO recipe booklet.†



WEDNESDAY—SHRIMP AND TOMATO ASPIC

Another cool main dish, light but nourishing—and TABASCO makes it tempting enough for even the hottest day. Lots of protein in the shrimp and gelatine—and lots of enjoyment.



THURSDAY—MARINADE FOR MEATS

Perfect for shish kebab! Combine 1 cup each vinegar and salad oil, a bit of minced onions and garlic, 2 teaspoons each salt and dry mustard, $\frac{1}{2}$ teaspoon nutmeg and 1 teaspoon TABASCO. Really out of the ordinary!



FRIDAY—SHIRRED EGGS

Easy but rather fancy, good for family or company. Pick your favorite from the three variations in the TABASCO recipe booklet†. In each case your eggs are done just right in butter seasoned with TABASCO.



SATURDAY—STEAK TABASCO

Broil it outdoors or in, TABASCO makes the finest steak even more flavorful. The trick is simplicity itself—just rub the steak with TABASCO and salt before cooking.

In new dishes or old stand-bys, TABASCO adds a special new touch. Bright red peppers are aged in wood for three years like vintage wine. *Naturally*, TABASCO has smoothness of flavor nothing else approaches. And, since it's *liquid* seasoning, it spreads flavor *through and through*.



Tabasco^{*}

liquid pepper seasoning

NEW 60-PAGE BOOKLET

—dozens of exciting recipes. Send inside flap from TABASCO carton or 10¢ to TABASCO, Dep't. A-6, Avery Island, La. (Please print your name and address.)

*Registered Trademark for McIlhenny Co. Pepper Sauce

DECORATE A CAKE FOR THAT SPECIAL OCCASION

*Here's how to become
a creative artist
in your own kitchen!*

We can't all be portrait artists, but with a little practice most of us can become pretty good pastry artists. As in any artistic attempt, results may not be perfect right away, but once you have mastered the use of decorating tools and acquired "the touch" that comes with practice, the rewards are great!

You can make these pretty-as-a-picture cakes for such important occasions as showers, receptions, and birthdays. Your guests will rave and you'll be pleased about the dollars you save in not having to order from a professional.

You'll find parchment paper cornucopias, which you make, especially good to use with your pastry tube set because you can have one for each color.

Use a basic cream frosting and vegetable coloring.

The cakes on this page were designed and prepared in our own kitchens by Frances Schipper.



BAKE A HEART-SHAPED GRAPE CAKE in a heart pan 9" wide, 3" high. Place cake on foil-covered cardboard (cut 1" larger than cake) to apply white frosting. For decorating how-to, see page 59.



THIS PORCELAIN BOX CAKE is as artistically decorated as a fine porcelain treasure.

Bake in a 7x11" oval pan. A round pan may be substituted but the oval is prettier. Place cake on base and frost with a knife dipped in hot water. When decorating, always keep a wet cloth over frosting to prevent crusting.



ALWAYS MAKE THE BASE BORDER first. On the porcelain box cake it is a "reverse shell." Use #32 tube first for the shell and then the #3 tube for the overpiping.



FOR SHELL TOP BORDER use pastry tube #16. In making the lily-of-the-valley design use #3 for stems tinted a delicate green and #104 for the white flowers. Additional steps are on page 59.

MORE PICTURES ON PAGE 59.



Help yourself—

SPLITABANANA!

Try these 3 new banana split ideas!



FRUIT SPLIT Good idea for breakfast, or lunch desserts! Splitabanana and serve with orange and berry slices. Low in calories—high in vitamins, minerals and wholesome sugars.



LOW-CALORIE SPLIT Calorie counting? A medium banana has only 88 calories! For a satisfying salad lunch, splitabanana and scoop on skim-milk cottage cheese!



MAIN-DISH SPLIT Splitabanana and brush with lemon juice. Serve with hot shrimp and rice, and top with your favorite curry sauce. Delicious and so easy!

Help yourself! Addabanana and you add so few calories—only 88 in a whole medium banana! Yet you add a bonus of healthful vitamins and minerals along with that sweet, mellow flavor! Enjoyabanana often in happy combinations or straight from the peel!

Calorie low! Vitality high! Bananas belong in your daily diet!

UNITED FRUIT COMPANY
PIER 3, NORTH RIVER, NEW YORK 6, N. Y.



Lemon Swirl Pie

A new Gold Medal "flower"

Gold Medal — the "flower" of the wheat —
makes a "Flower" of a Pie!



Betty Crocker
of General Mills

It's new! It's beautiful! Betty Crocker's lemon and chocolate layer pie! The golden, do-you-proud crust is made, of course, with Gold Medal Flour . . . always dependable for better bakings, because it's the "flower" of the wheat — the finest part.

Pastry for 9" Pie Shell

| | |
|-------------------------------|--|
| 1 cup sifted GOLD MEDAL Flour | 1/3 cup shortening (add about 1 tbsp. if using hydrogenated) |
| 1/2 tsp. salt | 2 tbsp. water |

Heat oven to 475° (very hot). Mix flour, salt. Cut in shortening. Sprinkle with water; mix with fork. Round

into ball. Roll out 1" larger than inverted pie pan. Ease into pan, flute and prick pastry. Bake 8 to 10 minutes.

Lemon Chiffon Filling: Prepare your own favorite Lemon Chiffon Pie Filling or use prepared Mix following directions on the package. Melt 3 sq. semi-sweet chocolate (3 oz.). Brush inside of cooled baked pie shell with thin coating of chocolate. Pile one-half of the filling into shell. Dribble 2 tbsp. melted chocolate over top of filling. Add remaining filling and dribble remaining chocolate in thin line swirl over top of filling. Place in refrigerator for several hours until set.



Bake it Better with Gold Medal — the "Kitchen-tested" Flour

Porcelain Box Cake



FOR THE SWEET PEAS use a delicate pink frosting. To make the flowers, use #104. To make the stems, use #3. The small blue flowers should be done with #190.



TO CREATE THE YELLOW ROSE you'll need a "rose nail." Hold it in one hand, form the center bud with #104 making two mounds, overlapping. Then twist tube to form 3 layers of outside petals.



USE A SMALL PAIR OF SCISSORS to remove the rose from the nail and place it on the cake. The pale green leaves are made with #68. Always use color sparingly to achieve a delicate, pastel quality.



A LOVELY, FREE-FLOWING BOW, tinted cream color, is the final touch to this "masterpiece." Use #104 and apply with slight back-and-forth motion for a graceful, fluted, ribbon effect.

Grape Cake



THE GRAPE CAKE has a base border made with shell #199. Use tube #3 for green overpiping, #67 for green leaf garland around the top. You can use a finger tip for the small amount of frosting required to make the pinkish-tan tendrils.




SMALL CLUSTERS OF GRAPES are made with pastry tube #7. The purple and green grapes and leaves provide a realistic note against the pure white frosting background. Your guests will be delighted when you offer them your heart!


THE END

He-Man Cooling


— and no fooling*



New PHILCO NOISELESS



Exclusive Tilt-Down Front. Easy access to permanent washable filter. No struggling with nuts and bolts. New hinged front simply pulls open, pushes shut.



Permanent Washable Filter. Clean and replace the miracle Philco filter in a few seconds. No sprays, oil or mess. No expensive new replacements necessary.

So quiet you'll hardly know it's there . . . New Philco Noiseless is up to three times quieter than comparable air conditioners!

***Cooling Capacity Guaranteed.** Big-cooling Philco Noiseless air conditioners give you up to 15,000 BTU's. Cooling capacities are rated according to official ARI standards and clearly marked on the serial plate.

Smart new Compact Cabinet mounts flush. Push-buttons. Automatic thermostat.

Two-speed fan. Circulates and ventilates.

Note to allergy sufferers: Exclusive hospital-tested Ionitron® Air Charger available for most models. Gives relief to most cases of hay fever and air-borne allergies.

.....
See the new Philco Texan models that give you up to 16,000 BTU's in a small new cabinet. Now at your local Philco dealer's.

PHILCO

QUALITY FIRST!

Take a Package of Flavored Gelatin

(pictured in color on page 52)

Family Food

(pictured in color on pages 50 and 51)



USE YOUR FRENCH-FRY CUTTER to dice firm raw vegetables such as beets, carrots, parsnips, and turnips, in addition to potatoes. Put the vegetables through the cutter, then dice easily with knife.

• VEAL AND ASPARAGUS CASSEROLE

- 1 lb. shoulder veal, cut in small cubes
2 tbs. butter or margarine
1 tsp. salt
1 tsp. dried parsley flakes
1 bay leaf
1/8 tsp. thyme or marjoram
Dash of pepper
*Or use 2 pkgs. (10 oz.) frozen asparagus cuts

● Brown veal cubes well in butter in large saucepan or skillet; add seasonings and 2 c. water; cover and simmer 15-20 minutes, or until tender. Add asparagus cuts and cook 10 minutes longer. Blend together 2 tbs. cold water and the flour; add slowly, stirring constantly, and cook until mixture is slightly thickened. Gradually stir in orange and lemon juices. Serve over hot buttered noodles or rice if desired.

Directions for Freezing: Prepare as above; cook asparagus only 5 minutes. Cool and freeze. Reheat in covered casserole, frozen or slightly thawed, in moderate oven (350° F.) about 1 hour.

Serves 4

360 cal. per serving

Source of Vitamins A, B, C

Tested in THE AMERICAN HOME KITCHENS

• MAKE-AHEAD FRANKFURTER CASSEROLE

- 1 pkg. (1-1/2 lb.) knockwurst or frankfurters (1 lb.), sliced diagonally
1 med. summer squash, sliced or diced (about 2 c.)
1 med. onion, chopped
2 tbs. butter or margarine

● Sauté knockwurst, squash, and onions in butter until squash is tender, 5-10 minutes. Add seasonings and tomato. Cover and simmer 10 minutes; sprinkle with chopped parsley.
Directions for Freezing: Reduce sautéing time to 5 minutes, remove from heat. Cool and freeze. Thaw completely, add seasonings and tomato, cover and simmer 10 minutes. Sprinkle with chopped parsley.

Serves 4

295 cal. per serving

Source of Vitamins A, B, C

Tested in THE AMERICAN HOME KITCHENS

• DUTCH MACARONI AND CHEESE



• PRISM LOAF

- 2 pkgs. lime-flavored gelatin
1 pkg. lemon-flavored gelatin
1 pkg. orange-flavored gelatin

● Prepare the 4 packages of gelatin separately, using 1 c. hot water and 1/2 c. cold water for each package. Pour one batch of each flavor into three shallow metal pans, to depth of about 1/2 inch; chill until firm; cut into squares. Meanwhile, prepare meringue mix according to directions for pie meringue. Chill remaining batch of lime-flavored gelatin until slightly thickened. Fold into meringue mixture; add the cubes, reserving some for garnish, if desired. Turn into 9x5x3" loaf pan; chill until firm. Unmold and slice.

Many flavor combinations are possible. Try 2 packages raspberry or black raspberry with 1 package each of orange and lime.


Serves 8-10

180 cal. per serving

Source of Vitamin B

Tested in THE AMERICAN HOME KITCHENS

• LOBSTER CANTONESE



Preparation time: 10 min.
Cooking time: 30-35 min.

- 1/2 tsp. salt
1/4 tsp. chili powder
Dash of pepper
2 med. tomatoes, diced (about 2 c.)
2 tbs. chopped parsley

● Sauté knockwurst, squash, and onions in butter until squash is tender, 5-10 minutes. Add seasonings and tomato. Cover and simmer 10 minutes; sprinkle with chopped parsley.
Directions for Freezing: Reduce sautéing time to 5 minutes, remove from heat. Cool and freeze. Thaw completely, add seasonings and tomato, cover and simmer 10 minutes. Sprinkle with chopped parsley.


Serves 4

295 cal. per serving

Source of Vitamins A, B, C

Tested in THE AMERICAN HOME KITCHENS

• ORANGE CHANTILLY BELL



Take a Package of Flavored Gelatin


(pictured in color on page 52)

Family Food (pictured in color on pages 50 and 51)



FROZEN BREAD SLICES can be taken directly from the freezer and toasted; the toast has a wonderfully fresh texture and flavor.

• PRISM LOAF



*Preparation time: 15 min.
Baking time: 35-40 min.*

• DUTCH MACARONI AND CHEESE

8 oz. (2 c.) macaroni
½ lb. (2 c.) ground boiled ham
(OR smoked tenderloin or tongue)
1 pkg. (3 oz.) cream cheese
2 tbs. butter or margarine
½ tsp. salt

• Cook macaroni in boiling salted water 8-10 minutes, or until just tender. Drain; add ground meat, cream cheese, butter, and seasonings to hot macaroni and toss together lightly until cheese and butter are melted. Turn mixture into greased 1½- or 2-quart casserole. Combine eggs and milk; pour over macaroni. Place casserole in pan of warm water and bake in moderate oven (350°F.) 35-40 minutes, or until silver knife inserted near edge comes out clean.

Directions for Freezing: Combine hot cooked macaroni, meat, cream cheese, butter, salt, and pepper as above; cool and freeze. Thaw before baking; combine eggs, milk, nutmeg, and lemon rind; add to thawed mixture and bake as above.

Serves 6-8

Source of Vitamins A, B, C

Tested in THE AMERICAN HOME KITCHENS

• VEAL AND ASPARAGUS CASSEROLE



*Preparation time: 20 min.
Chilling time: 3 hrs.*

1 pkg. orange-flavored gelatin
1 c. hot water
¾ c. cold water
2 tsp. grated orange rind

• Dissolve gelatin in hot water; add cold water, orange rind, and juice. Chill until slightly thickened; fold in whipped cream and chopped almonds. Turn into 1-quart, bell-shaped mold. Chill until firm. Unmold and garnish as desired.


Serves 4-6

235 cal. per serving

Source of Vitamins A, B, C

Tested in THE AMERICAN HOME KITCHENS

• MAKE-AHEAD FRANKFURTER CASSEROLE



• LOBSTER CANTONESE

*Preparation time: 15 min.
Cooking time: 35 min.*

2 pkgs. (10½ oz.) frozen lobster tails
½ lb. slivered pork shoulder
1 clove garlic (optional)
1 tbs. butter, shortening or salad oil
3 c. water
1 tsp. salt
¼ tsp. pepper

• Cook lobster tails according to package directions; cool quickly under cold water, shell, and dice. Brown pork and garlic well in butter in large skillet; remove garlic; add 3 c. water, salt, and pepper; cover and simmer about 20 minutes, or until pork is tender. Add celery, carrot slices, and scallions and simmer 5 minutes longer. Mix together 3 tbs. water, cornstarch, soy sauce; add to meat mixture and cook until clear and slightly thickened. Add rice and diced lobster and heat thoroughly. Serve with additional soy sauce.


Directions for Freezing: Prepare as above; freeze in two- or four-portion batches; thaw completely before reheating to retain crispness of vegetables. Bake, covered, in moderate oven (350°F.) 20-25 minutes, or heat on top of range.

Serves 4-6

570 cal. per serving

Source of Vitamins A, B

Tested in THE AMERICAN HOME KITCHENS




How long has it been since your mind was stretched by a new idea?

Oliver Wendell Holmes once wrote: "A man's mind stretched by a new idea can never go back to its original dimensions." The truth of this statement cannot, of course, be denied. A child who suddenly realizes that the letters in the alphabet are not just isolated sounds and shapes, but meaningful symbols that form words, has grasped an idea that will lead to a continuing expansion of his mind. There comes a time, though, in the lives of too many of us when our minds become occupied only with knowledge we have already learned. When that happens our minds cease to grow.

Unhappily, the more successful a person is in his daily work, the more likelihood there is that this unfortunate condition will result. As we become more and more absorbed with our specialty—whether it is law, medicine, engineering, science, business or any one of the hundreds of other engrossing occupations—we cease to absorb the new knowledge that leads to new concepts. With the years, the mind narrows rather than broadens because we cease to stretch it by exploring the great subjects of philosophy, government, religion—the great humanities which have produced our great men and great thought.

If it has been some time since your mind was stretched by a new idea, the publication of the Great Books described below will be interesting and important to you.



Essential in the library of every thinking person

GREAT BOOKS OF THE WESTERN WORLD

Published by the
Encyclopaedia Britannica
in collaboration with
the University of Chicago

now available direct from the publisher with great new **SYNTOPICON**

A mind is permanently stretched by a new concept only if the concept is fully understood. And only a scholar with long years of disciplined study behind him can ordinarily stick to the task of absorbing the great abstract ideas without an instructor. Guidance, interpretation, discussion are usually necessary to give them meaning and application to one's own life. That is why this new edition of the GREAT BOOKS was published.

The key to its enormous value is the "teacher" it provides—the amazing SYNTOPICON pictured above. The SYNTOPICON is a new concept in self-education. It is the product of 400,000 man-hours of research by 100 scholars over a period of eight years. It is quite literally a great "teacher" living in your home . . . always at your disposal to interpret to you the great ideas contained in the Great Books.

As you begin to absorb and understand these great ideas by which man has survived and progressed, you will begin to reflect their greatness in your own ability to think, speak, and act with new and impressive weight. You will have sounder judgment on political and economic issues as the great minds who con-

ceived and contributed law and justice make the whole great idea of government clear to you. You will develop a sounder philosophy of life as *your* mind is illuminated by the great minds of the ages.

You will not be limited in your business progress by your own narrow specialty, but will be prepared to handle the daily problems of top level management which call for broad general thinking rather than limited technical knowledge.

Even in your own personal life, a knowledge of mankind through century on century can

guide you to the decisions and actions which have eternally resulted in the greatest success and contentment.

Don't miss this opportunity to learn all the details of this handsome new edition of the GREAT BOOKS. Mail in the coupon below for a free descriptive booklet. It will explain how you can find new understanding of yourself and the world through the great ideas which have engrossed man since the written record of man began. It is in this way that one stretches mind and soul. It is in this way that one grows in wisdom.

Mail Coupon Now for FREE BOOKLET



GREAT BOOKS OF THE WESTERN WORLD, DEPT. 1-D

425 N. Michigan Avenue, Chicago 11, Illinois

Please send me, *free and without obligation*, your handsome booklet which pictures and describes the revolutionary SYNTOPICON and the GREAT BOOKS in full detail. Also, include complete information on how I may obtain this magnificent set, *direct from the publisher*, on your special budget plan.

Name _____ (please print)

Address _____

City _____ Zone _____ State _____

In Canada, write Great Books of the Western World, Terminal Bldg., Toronto, Ont.

Family Food


(pictured in color on page 50)

BASIC RECIPE FOR GROUND BEEF

- 4 lbs. ground beef
- $\frac{1}{2}$ c. chopped onion
- 1 tbs. shortening
- 4 (10-oz.) cans condensed tomato soup
- 2 tsp. Worcestershire sauce
- 4 tsp. salt

● Sauté ground beef and chopped onion in shortening. Add condensed tomato soup, Worcestershire sauce, and salt. Simmer for about 30 minutes, stirring occasionally, until slightly thickened. Divide into 5 equal parts and freeze.

CHICKEN WITH SPANISH OLIVE SAUCE CASSEROLE



CHICKEN WITH SPANISH OLIVE SAUCE CASSEROLE

Preparation time: 25 min.
Cooking time: 40 min.

- 1 tsp. coriander seeds
- $\frac{1}{4}$ tsp. whole cumin
- 2 slices white bread, cut in cubes
- 5 c. water
- 1 can (6 oz.) tomato paste
- $\frac{1}{2}$ c. golden raisins
- $\frac{1}{4}$ c. sliced olives

- 2 (3 lb.) chickens, cut in pieces
- 2 med. onions, quartered
- $\frac{1}{2}$ c. chopped green pepper
- $\frac{1}{4}$ c. chopped stuffed olives (about 12)
- 1 $\frac{1}{2}$ tsp. salt
- 1 stick cinnamon
- 6 whole peppercorns
- 1 tsp. whole oregano leaves

● Place chicken, onions, green pepper, chopped olives, salt, whole spices tied in cheese-cloth bag, and bread cubes in large kettle. Add water, cover and simmer until chicken is tender, about 30-40 minutes. Remove chicken, set aside; discard whole spices. Put remaining mixture through coarse sieve or food mill; blend in tomato paste, add raisins, sliced olives, and chicken; heat together thoroughly.

Directions for Freezing: Prepare as above; cool, add chicken to sauce, and freeze. To re-heat, cover and bake, frozen or thawed slightly, in moderate oven (350°F.) about 1 hour.

Serves 4-6 400 cal. per serving

Source of Vitamins A, B, C
Tested in THE AMERICAN HOME KITCHENS

ELECTRASOL




Spotless
Reputation
in
Electric Dishwasher
Circles!

24 OUNCES IN EVERY PACKAGE . . .
4 BONUS OUNCES . . .
FOR THE LOWEST PRICE
ON THE SHELF!



ANOTHER FAMOUS PRODUCT FROM ECONOMICS LABORATORY, INC., ST. PAUL, MINNESOTA



*You can double the use
of your small appliances by
storing them within easy reach*

Plan a storage area for small appliances

ANN QUE BROWN

Where to store it—this is the problem that millions of homemakers face as they keep adding to their collections of wonderfully useful small appliances. The storage areas on this page will be welcome news to those whose appliances clutter the counter tops or are stored in far-off, inconvenient places.

The cabinet shown above has handy roll-out shelves, is large enough to hold every one of your appliances. It was designed so that it can be incorporated into an island, a peninsula, or a wall arrangement. The cabinet was also planned to maintain the clean, uncluttered look in your kitchen, yet keep those helpful appliances nearby. The outlet panel on the top of the cabinet can take up to six appliances at once, can be purchased separately and installed over your own counter or on any convenient wall in the kitchen.

Of course, you can build your own cook-and-serve centers any place in your kitchen that you feel would be most convenient.

How to Plan Your Own Small-Appliance Area

Since no one knows your work habits and your kitchen more thoroughly than you, you would undoubtedly do an excellent job of designing and building your own small-appliance storage area.

When you begin this project, keep these pointers in mind:

1. Before planning your storage center, review all of your equipment to determine what space you will need. Then, plan to leave additional space for any new appliances you may buy or receive as gifts.


2. Be sure to provide storage space for the important accessories that come with each appliance purchase. They include an electric cord, an instruction booklet, and, sometimes, a cover or extra attachments.

3. Keep appliances used most frequently, like your coffeemaker and toaster, stored in the front of the cabinet.

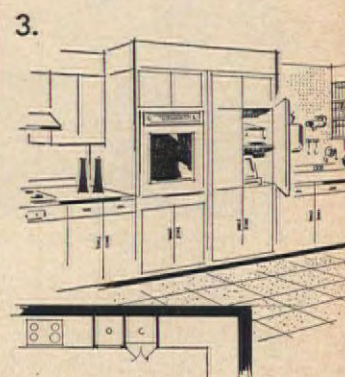
THESE SMALL-APPLIANCE STORAGE CENTERS COST LESS THAN \$35 TO BUILD



JOG IN WALL around chimney provides a place for storage. Appliances are stored on open shelves, can be used on counter equipped with plug-in stripping.



APPLIANCE CART makes it easy to cook on the patio. Three ideas worth copying: the sliding doors, built-up edge around cart top, and built-in outlet.



STORAGE CABINET is flush with built-in oven. Perforated hard-board holds hang-up appliances.



FOR UNCOOKED PEACH OR BERRY JAM sweeten 3 cups of crushed fruit, let stand for 20 minutes. Dissolve pectin in water, bring to boil, and boil for 1 minute. Add to fruit and stir for 2 minutes.

LADLE JAM into jelly glasses or into suitable freezer containers.

When jam has set (about 24 hours) cover with $\frac{1}{8}$ -inch layer of paraffin; store in freezer or refrigerator.



Easy-to-make JAMS and JELLIES

You can make peach or berry jams from fresh or frozen fruit without any cooking!

This new method of making jams is a far cry from the old-time *jam sessions*—when you spent long, hot summer hours over the kettle to save the fruit at the moment it was ripe. With this modern method you will save the time and eliminate the guesswork.

The actual making of jam is an elementary process. Commercial pectin, stirred into the fruit or berries, is the jelling or setting agent already prepared for you. Once you've combined the few simple ingredients, you store the uncooked jam in the refrigerator where it will keep for several months, or in a freezer where it will keep for a year. If jam were kept at room temperature it would mold or ferment in a short time. And once the container is opened, the jam should be used within a few days.

One of these **SINGER** Vacuums should be



New SINGER* Extra-Power "GOLDEN GLIDE"

Superbly styled in brown and beige with gold metal trim, this beauty gives you more actual cleaning power than most canister cleaners. And it's easiest of all to use, because it follows obediently without tugging or tipping.

Large throw-away bag holds *three times as much* as the bags in most other cleaners. And the "GOLDEN GLIDE" stands up . . . for stair cleaning or to store away in closet. Hose has nylon-rubber core for extra-long wear, too.

Ask for SINGER proof of cleaning power—the "one-minute, one-foot test."



Sits up on stairs



Space-saver in closet



SINGER* "Magic Carpet" Cleaner

Most efficient upright made. Double-fan suction and floating-brush action *sweep* dirt out with no rug damage. Cord rewinds automatically. Hangs flat. Only one with *all these features*.



SINGER


THE AMERICAN HOME, JUNE, 1959



1. CUT UP THREE CUPS of unpeeled apples



2. DRAIN JUICE through jelly bag to strain



3. ADD SUGAR and pectin to juice

Short-method jams and jellies

Another method of controlled jelly or jam making, which will promise even the beginner certain success, is the *short-boil method*. With this method the fruit is prepared as before, and the whole jam or jelly mixture is brought to a boil, and boiled for one minute. This is just long enough to sterilize the food and prevent spoilage before pectin is added.

To make apple jelly, cut up enough tart, firm apples to make three cups. Many jelly-making experts prefer a few of the apples to be underripe.

Place apples, a small amount at a time, in a damp jelly bag or double thickness of cheesecloth. Bring the edges of the cloth together and twist tightly. To ex-

tract the juice, press or squeeze apples in the cloth in a colander over a bowl. Strain the juice a second time through two thicknesses of damp cheesecloth, this time without squeezing.

When you have finished straining, sweeten the juice with sugar, bring to a boil over high heat, and stir in pectin at once. Bring to a rolling boil for one minute, stirring constantly. Remove from heat, skim off foam, and pour jelly into jelly glasses, leaving about ½-inch space at the top. Do not allow jelly to stand overnight as you do with uncooked jam, but cover immediately with ¼-inch layer of hot paraffin. (Good news for you who are fond of strawberry flavor but can't eat jam. Make strawberry jelly using this same method.)

(continued)

doing your cleaning!

SINGER prices start with \$49⁵⁰
the "Full-Power" Canister at



SINGER* Full-Power "Roll-A-Magic" Special

Extraordinary cleaning value! Four easy-roll casters... swivel head that swings all the way around for extra "reach"... suction equal to cleaners costing nearly double. Complete with attachments. Only \$49⁵⁰



SINGER* Revolving Brush Attachment.

Turns your present tank or canister cleaner into a revolving-brush vacuum cleaner. Just attach to hose—and clean rugs perfectly. Only \$19⁹⁵



SINGER* "Magic Mite"

Surprisingly powerful 3½-pound cleaner... cleans stairs, workbench, cars, furniture, drapes. Most popular hand cleaner made. Only \$29⁹⁵

SEWING CENTERS

Listed in your phone book under SINGER SEWING MACHINE COMPANY. Headquarters for the finest sewing machines and vacuum cleaners.
*A Trademark of THE SINGER MANUFACTURING COMPANY.

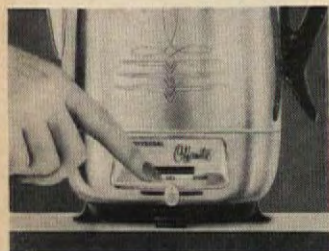


Perfect for Second Breakfasts too...
keeps coffee hot without re-perking!



Year After Year More People Buy

UNIVERSAL *Coffeemaker*



NO WAITING—NO WATCHING!

Just set the Flavor-Selector to the strength you prefer—mild, medium or strong. Perking starts immediately and Redi-Lite signals when coffee is done

Eight and ten-cup models
Chrome on Solid Copper—from \$19.95

Than Any Other Coffeemaker!

Besides making full-flavored coffee exactly to your taste time after time, the Universal Coffeemaker has a separate low heat unit which takes over when perking is done. Coffee is kept at serving temperature so cup after cup has the same delicious flavor without bitterness or increased strength. No wonder the Universal Coffeemaker is first choice for family use or as a gift for weddings and anniversaries.

UNIVERSAL
LANDERS FRARY & CLARK NEW BRITAIN, CONN.

(continued)



4. LADLE JUICE into 6-ounce jelly glasses filling to $\frac{1}{2}$ inch from top of glass (above). Cover glasses (below) at once with $\frac{1}{8}$ -inch layer of hot paraffin.



Jams and jellies can, of course, still be made in the old-fashioned way without the addition of commercial pectin, but this will require quite a bit of experimentation with different kinds of fruit to discover which fruits are the "good jellying" ones. Then you must boil the mixture until it reaches the "jell" stage—always an unknown amount of time. Specific directions for this method cannot be given, nor can one be certain that each batch will be successful each time.

You'll hail the no-cooking method because of its simplicity and the wide variety of choices it offers. There is no longer the necessity of making a huge batch at one time. By freezing the fruit in season you can make up the jam when you need it and as the job fits your schedule.

THE END



**In 106 Cities No Address
Is Complete Without A
POSTAL ZONE NUMBER**

The Post Office has divided 106 of the country's biggest cities into postal delivery zones to speed mail delivery. Be sure to include the zone number when writing to these cities and, if you reside in one of them, to include your own zone number in your return address. The correct place for it is after the city, before the state.



15-cubic-foot
REFRIGERATOR-
FREEZER



BIG, NEW SHELVES SWING ALL THE WAY OUT

in today's new General Electric
Refrigerator-Freezers

NEW G-E Swing-Out Shelves in the big Automatic Defrost Refrigerator bring food right out to you! A flick of your finger—and the *whole shelf swings right out* to you. Everything is in full view—out in front and within easy reach. No fumbling. No spilling. No “lost” foods at the back of the shelf.

When you need more—or less—space between shelves, you simply press a button and lift—or lower—a shelf. To clean the inside of the refrigerator—or the shelves—you just lift the shelves right out of the refrigerator.

Find out how handy these General Electric Swing-Out Shelves are. See your General Electric dealer and try them for yourself. And ask about the easy-pay terms and generous trade-in allowance.

Household Refrigerator Department, General Electric Company, Appliance Park, Louisville 1, Kentucky.



Progress Is Our Most Important Product

GENERAL  ELECTRIC

New 15-cubic-foot Straight-Line Refrigerator-Freezer with Swing-Out Shelves has automatic defrosting in the refrigerator. Big zero-degree Roll-Out Freezer, Magnetic Safety Door, Swing-Out Vegetable Bins, Mix-or-Match colors.



Easy shelf adjustment. You can raise or lower shelves for the exact spacing you want. And, you can arrange shelf load for more convenience.




Shelves are so sturdy. Look! They will easily hold 25 bottles of milk. They're tested to support more than 150 pounds, more than you'll ever need to put on them.




Fits flush into corner with no wasted space at side for door clearance. No coils on back . . . no dirt-collecting waste space. Front lines up evenly with cabinets.



Straight-Line Design Refrigerator-Freezer with Swing-Out Shelves available in 3 sizes—15-cubic-foot shown above, also 13- and 12-cubic-foot models.



BIRD CAGES



pet shops, travel bureaus, pails,
leather goods, landscaping, scales
whatever you need —

Find it Fast
In The
Yellow Pages



Advertisers displaying this emblem
make your shopping easy.



NEAT TRICK WITH TABLES. The long contemporary coffee table at left houses a pair of ottomans. Whisk off the cushions and you have extra table surface. Add your pretty linens and fine china, silver, and glassware for the delightfully informal and sociable setting below.

Dine Graciously

(continued from page 43)

*Use your tables
with a
little imagination
and pretty
place settings
for good dining*




SERVE A SQUARE MEAL at the fireside by making use of a large table between sofas. From the gaily covered bench you are in a good spot to change plates quickly or bring on hot coffee. Notice wheel tray (lower right) where you can set salads and sauces. (continued)


Who wakes the milkman up?




Who wakes the milkman up?




WELL-L ... MY KIDS! And ...




(AHHHH) ... mmm ...




hot cakes sometimes ...!




... and of course MILK for
get up and go ...




packaged in convenient half-gallon
Pure-Pak cartons, of course ...




... there's plenty for lunches ...




... and cooking too! ...



... when it's empty ... toss it away or
let the kids make a boat or something ...



WOOPS, HEY! ... NO WORRY
... IT'S SAFE ...



... and your family gets every drop of milk.
ASK YOUR MILKMAN FOR THIS MODERN MILK SERVICE!

PUT THIS NOTE IN YOUR MILK BOTTLE TODAY!

Dear Milkman,
Please leave our milk in
Pure-Pak from now on.

Name _____

NOW **Pure-Pak** IS AVAILABLE WHEREVER MILK IS SOLD...JUST ASK FOR IT!
YOUR PERSONAL MILK CONTAINER

PURE-PAK DIVISION, EX-CELL-O CORPORATION

Pre-Vacation Tip

One of the latest surveys to come our way deals with vacations and how people spend them. According to the report, most families have a destination for vacations in mind and wish to arrive there in the shortest possible time. A goodly number own cottages on lakes or near the ocean. An equally large number rent one for a specified time. In either case, this month will see highways across the land filled with family cars—vacation bound.

If you own a summer cottage, we take this opportunity to remind you to pay an early visit there to make sure that leaky roof is fixed or to strengthen the boat dock pilings. While you are puttering around the cottage getting things in order for the summer, why not brighten the interior, for you will be spending time inside too. And you will have guests, both invited and the other kind!

If you agree this suggestion is a good one, here is a fast, easy way to bring it to life. Take along some E-Z-DU Wallpaper (that's the brand that is guaranteed washable). With E-Z-DU*, you can paper a 10' x 12' room in less than 8 hours. E-Z-DU is pre-pasted, pre-trimmed and ready to use... just cut, wet and hang; easy to follow picture instructions come with every roll. The selection is large, the price is attractive and so are the results. Ask for a free demonstration at your Imperial dealer. And happy vacation!

P.S. To receive a new, colorful decorating booklet entitled "Where, When and How to Use Wallpapers", send 10¢ in coin, together with this rectangle to Dept. A-6, c/o of this Company.

*Reg. U.S. Pat. Off.

IMPERIAL COLOR CHEMICAL & PAPER CORP.
Glens Falls, New York

Dine Graciously (continued)



DROP-LEAF CONSOLE takes little floor space and decorates an otherwise difficult wall. Only 18 inches wide when the leaves are folded, this table leaves ample room for passage if placed in a dining foyer or on the inside wall of a living room. Shown below, using one leaf, table provides room for four to dine in traditional comfort. Moved from the wall, using both leaves, it seats six. Handsome mirror on the wall helps create an illusion of space.

INSTALL YOUR OWN WROUGHT IRON



**SAVE 1/3
AND
MORE**

Beautify your home, office or cottage inside and out with Versa Traditional Wrought Iron railings and columns. No special tools or skill required.

only

Versa Traditional offers...

- high-strength heavyweight spindles
- heavy-duty channel top and bottom rails
- electronic all-welded construction
- rust-resisting phosphated and painted posts and column frames
- choice of many attractive designs

See your local hardware, building supply, or department store... TODAY.

VERSA PRODUCTS COMPANY • LODI 31, OHIO

STOP ANNOYING NOISES AND WASTING WATER



GET THE
GENUINE

**WATER
MASTER**

AMERICA'S LARGEST SELLING
TOILET TANK BALL

Noisy running toilets can waste over 1000 gallons of water a day. The efficient patented Water Master tank ball instantly stops the flow of water after each flushing.

75¢ AT HARDWARE STORES EVERYWHERE
Higher in Canada



STIFF
as a board

**Cleaned
LIKE NEW**

**IMPERIAL
RAPID BRUSH CLEANER**


This unique liquid quickly cleans bristles of hardest caked paint. Leaves them glossy and springy—never flabby. Ready for instant use. At paint and hardware stores.

Send 25¢ for illustrated Refinishing Manual or write for free folder "Care of Paint Brushes"
WILSON-IMPERIAL COMPANY
114 Chestnut St., Newark 5, N. J.



ASK YOUR HUSBAND

to compare the mechanical
workmanship in a Pfaff with any
other sewing machine...



Fabric by Everlast

then **you** compare the sewing for ease, speed, perfection

If your husband knows and respects workmanship in machinery—he will view a Pfaff Sewing Machine with reverent awe. The Pfaff is made by people with a long tradition of mechanical genius. Every working part is perfect in design and construction. Unlike many modern products, the Pfaff is built to last for a lifetime of trouble-free use.

You may not know the first thing about bearings, bushings, or gears—but you'll instantly recognize the new *ease* and *speed* . . . the new *professional* look your sewing has with a Pfaff. You just dial a Pfaff to sew anything automatically . . . perfectly—from a sturdy mending stitch to the most intricate and beautiful embroidery or monogramming.

No other machine sews like a Pfaff because no other machine has the same fine design and workmanship.

famous for quality since 1862

PFAFF®

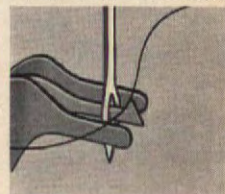
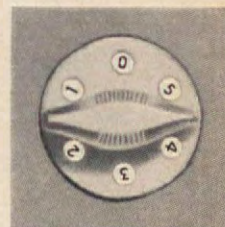
Service guaranteed by over 2000 dealers in United States and Canada. See the classified telephone directory or write Pfaff for dealer nearest you! 373 Fifth Avenue, New York—216 N. Canal St., Chicago—1142 S. San Julian St., Los Angeles—2435 Duncan Road, Montreal



Exclusive Pfaff
Dial-A-Stitch
makes beautiful
sewing simple.

Beautiful
cabinets or
portables

Exclusive Pfaff Built-
In Needle Threader
—an example of
Pfaff's mechanical
genius.



©1959, Pfaff
International Corp

YOU CAN WASH YOUR WINTER WOOLENS

Are you nearly ready for the annual gathering of family woolens for a trip to the dry cleaner's before they go into storage? Read here how you can wash some woolens and save the dry-cleaning bills.

With the advent of cold-water detergents and the newly designed automatic washers, putting away such winter woolens as skirts, shirts, sweaters, and baby clothes has become a whale of a lot easier.

All the suggestions shown here have been tested in our own laboratory. We recommend you wash only casual and baby clothes and do not experiment with dresses and suits. We think you'll like the clean, fresh smell of woolens that are washed right in your own home.



FIRST, TRACE OUTLINE of garment you are going to wash on a large piece of paper. If it is a pleated skirt, pin pleats in place for the tracing process. Label each tracing and keep for future washings. Note: before washing a woolen article make sure the fabric is of good quality, and not likely to sag or stretch.

"Of Course it's a **BRYANT!**"

YEARS AHEAD IN YEAR 'ROUND COMFORT!

Like owning a fine car, a Bryant Heating and Air Conditioning System in your home reflects your good judgment, your desire for faultless performance—winter or summer. There's quiet pride when you show guests your new Bryant System. And *quiet* is the word for Bryant home comfort equipment as it serves you dependably, economically, year after year. Ask your architect, your builder—they'll tell you Bryant is your best buy for lasting comfort!

Bryant leads in engineering with such exclusive features as TRI-alloy* Heat Exchanger—the jet age material that warms up faster, uses less fuel, guards against burnout. See your certified Bryant dealer before you build or remodel! BRYANT MANUFACTURING CO., Indianapolis, Indiana. In Canada: BRYANT MFG. LTD., Toronto, Ontario.

*Licensed under patents applied for by Solar Aircraft Co., San Diego, California



Years Ahead in
Year 'Round COMFORT!

bryant



A Bryant COMMAND-AIRE is **READY** For Air Conditioning When **YOU** Are!

Each COMMAND-AIRE Furnace has been designed and engineered for the addition of Bryant Air Conditioning (either gas or electric) at a minimum of cost.




Gas Furnace



Gas Air Conditioner



Gas Furnace



Gas Water Heater



Gas Boiler



Electric Air Conditioner



Oil Boiler



Oil Furnace

SINCE 1907... MAKERS OF FINEST HOME-COMFORT EQUIPMENT



FILL WASHER WITH LUKEWARM OR COLD WATER, and add a mild liquid or cold-water detergent. Now drop woolens into sudsy water and allow to soak for 6 to 10 minutes. Drain out the wash water, and rinse with cold, clear water.



AFTER RINSING AND SPINNING, return garment to its tracing. For a pleated skirt, repin pleats to retain original shape. Two pins in each pleat are recommended (be sure to use rustproof pins). Smooth pleats with your hand as you work around the skirt.



NOW BLOCK GARMENT to its original shape. Let dry on tracing. A good place to dry small items is on the top of your warm dryer. Hang blankets over a double line in the laundry or back yard. For storage, put woolens away without pressing. They should be packed in tight containers with moth crystals. In the fall, just air and press.



New
EVERGLEAM *
Counter Top by Goodyear
SO Beautiful—and SO Thrifty!




All the good looks and protection of the most expensive materials, at a fraction of the cost—that's the story of EVERGLEAM—stunning new counter top by Goodyear (shown here in charming "Frost" pattern). EVERGLEAM doesn't crack, warp or become brittle—is unmarred by household acids, alcohol, detergents, hot greases—yet with all its permanence and beauty, it saves you up to 75¢ on each counter-top dollar.

So easy to install, too. EVERGLEAM makes graceful rolled counter edges or seamless edge facings—coves beautifully. Available in your choice of lovely patterns and colors. See EVERGLEAM at your Goodyear flooring dealer's. He's listed in the Yellow Pages; or write Goodyear, Flooring Dept., Akron 16, Ohio.

See your
GOODYEAR
Flooring Dealer

*Manufactured under U. S. Patent 2690590 and patent pending
Evergleam—T. M. The Goodyear Tire & Rubber Company, Akron, Ohio



IT'S A CAREFREE LIFE WITH THE *Flexalum*® PATIO AWNING

Picture your home with a Flexalum patio awning like this. It can add new comfort to your outdoor living. And the Flexalum Awning is *the most carefree awning in the world*. Stays new-looking for years, requires no maintenance. Flexalum heat-treats its own spring-tempered aluminum . . . then adds 2 coats of an *exclusive* baked enamel finish for brilliant colors that resist chipping, cracking or peeling—in any weather. Halo-light design, all-white undersides, no “nuts and bolts” look mean a more attractive awning from underneath, too. Choose from over 100 color combinations. Matching awnings for windows, doors, carports come in 5 basic styles (horizontal and vertical) so you can do a custom decorating job. Also see Flexalum Roll-Up Awnings—they roll up to give you sun when you want it—shade when you want it. Flexalum dealers are listed in the Yellow Pages. Visit or phone for free estimate.

For color-booklet, send 10c (coin or stamps) to **Bridgeport Brass Co.**—Hunter Douglas Div., 405 Lex. Ave., New York 17.



Flexalum's Roll-Up Window Awning.



THE LAZY MAN'S SET OF GARDEN TOOLS



F. E. ELLIOT

I'm not really lazy. But my wife Harriet is a garden enthusiast and when she says, "I'd like to put out some tulips" or "I want to dig up the dahlias," I "dig" that she wants me to do the digging!

This has been going on for years. So last spring I said to myself, "Fred, old boy, you may be 'stoop' labor around here but that doesn't mean you have to be stupid. You've been manicuring this claybank we call our yard with tools that make every job back-breaking. Let's see if we can't figure out the right tools to do the job better."

Thus I came to learn a thing or two about the garden tools everyone seems to know *about*, but very few seem to really *know*. I still chop off or dig up the wrong plantings. But now I do it with a lot less wear and tear on the old back and knees. And you, too, my friend, can do the same. You won't be a better gardener. And you may still be unable to tell a daisy (chop it off) from a black-eyed Susan (let it alone), but you can carry on gardening activities with less effort.

The primary rule to remember is: don't make unnecessary work for yourself. Don't squat when you can stand up. For example, instead of crawling along a row, weeding with a trowel or short-handled cultivator, stand up to the job with a hoe, and not a common garden hoe, either. The garden-tool makers have a dozen different styles of hoes. Among these is a **V-cultivating hoe** (some-

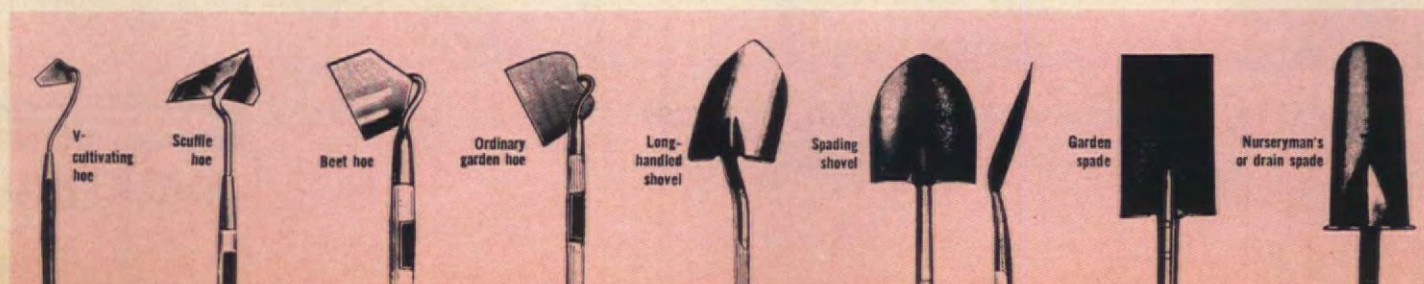
times called a soil-knife hoe) with a small heart-shaped blade and gooseneck shank on a regular handle. You can cut off a single blade of grass with it.



Or, if you want to massacre the plantain underneath the forsythias, don't stand on your head and hack at the stuff with a garden hoe. There's a gadget called a **scuffle hoe** with a V-shaped blade mounted at about a thirty-five degree angle to the handle instead of approximately right angles. You just lay the blade of the scuffle hoe flat on the ground; then standing up, scuffle the hoe blade back and forth. This hoe cuts off grass and weeds on both push and pull strokes.



In the case of ordinary straight hoeing where you want to weed, cultivate, and hill, there's a **beet hoe** that I think has the **ordinary garden hoe** beat all hollow. The blade is a little heavier, but not quite as deep, and both ends of the blade (as well as the usual cutting edge) are ground sharp. When the broad edge is too wide, you can turn it on either end and cut a narrower swath. This slows down your progress, of course, but the slightly heavier head of the beet hoe cultivates with less effort, and the tool gives you the versatility of three cutting or working edges instead of one. (continued)



(continued)



When it comes to shovels, I like the lightest **long-handled shovel** I can buy. A shovel is a kind of king-sized spoon for moving loose soil. So there isn't much point in buying a short, **D-handle** tool that makes you bend your back, when a long handle will let you stand up to the job. A well-designed long-handled shovel should be so made that when the blade lies flat on the ground, the end of the handle falls in your hand as you stand erect, with hands at your sides. Tilt the blade on its point and it should balance. If it falls off to either side, the handle will twist in your hands and raise blisters. Another good test consists in laying the shovel handle across a counter with the blade out in space. If the shovel is at rest with the point up, it is well balanced. If it rolls off to one side and tumbles to the floor, put it back on the rack and hunt for one that balances.

Personally, I think the lightest shovel is the best one. If you intend to use a shovel as a pry bar, you need one of the heavier ones reinforced in the shank and socket. However, all of these, so far as I have observed, weigh 8 to 16 ounces more than my light-gauge open-back style. This doesn't seem like much difference, but if you lift an extra pound with each shovelful of soil, you are lifting about an extra quarter of a ton of dead weight every three or four hours.

To repeat, a shovel is for moving soil from one place to another; it is not a spade. For spading, you need a spade, a **spading shovel**, or a digging fork. A shovel has a pronounced crook in the shank to tilt the blade about 30 degrees off the center line of the handle.



A spade blade is almost in line with the handle, so you can push down on it with your foot, hands and shoulders, thrusting in a pretty straight line to the cutting edge of the blade. A spading shovel is a long-handled shovel with a "spade bend" in the shank. This provides a combination of the straight-line thrust of a spade, plus the pointed blade and long handle of a shovel. If you have a big garden to dig up by hand, a spading shovel is worth owning.

Most folks buy a regular, rectangular-blade **garden spade**. I have one, too, but it is too heavy for light work and too light for heavy work. I prefer a **nurseryman's** or a **drain spade**, which has a longer, narrower blade of heavy-gauge steel and a rounded cutting edge. The narrower, slightly tapering blade doesn't take up as much soil, but it cuts a lot easier.

The **nurseryman's spade** I found in our neighborhood hardware store is a real "pro" tool. It has a steel reinforcement slotted into the lower end of the handle to take the extra strain when I pry rocks or dig up shrubs for transplanting. The **D-handle** is an integral part of the handle, and is formed by splitting and shaping the split ends. The **D-handle** grip is not the common cylindrical piece held in with rivets, but a solid-shaped piece, wider and flattened to fit the hand. It is fastened in the "**D**" with a steel band fitting flush in a slot entirely encircling the grip.

With this longer-bladed tool, you can dig deeper and undercut a transplant more easily. When you use the ordinary garden spade you are trying to dig a round

(continued on page 88)

Keeping gardens happy takes minutes per week



What a truly beautiful difference when you protect your flowers and shrubs from bugs. It's really not a hard, time-consuming job any more. Just one all-purpose insecticide—malathion—will guard your garden against practically *every* destructive pest! (The U.S. Department of Agriculture has O.K.'d malathion for over 100 different insects.)

And application is now so easy. Wonderful new sprayers attach right to your hose. All you do is turn the tap and sprinkle. New, refillable plastic squeeze dusters take the muss and fuss out of dusting. Also available: Malathion aerosols.

Note: Over 100 well-known manufacturers package malathion for you under their own brand names. Ask your hardware or garden supply dealer for the brands he carries. Be sure! Look for malathion on the label.

Free color folder on garden insects. Write American Cyanamid Company, Dept. AH, 30 Rockefeller Plaza, New York 20, N. Y.

MALATHION PROTECTS YOUR GARDEN AGAINST ALL THESE BUGS...AND OVER 100 MORE!



MODERN IRIS

**HARDY,
EASY-TO-GROW**

GLORIOUS NEW PINK SHADES 6 for \$4.00

| | |
|-----------------------|--------------|
| PINK SENSATION, early | \$1.00 |
| HEATHER ROSE, rose |60 |
| HERITAGE, shrimp |75 |
| PINK FORMAL, salmon | 1.00 |
| CHANTILLY, lacy edged |60 |
| HAPPY BIRTHDAY, new! | 2.50 |
| (Value \$6.25) | |

Other Colors, too

"GARDEN RAINBOW" 9 for \$5.00

| | |
|-------------------------|--------------|
| ARGUS PHEASANT, brown | \$1.00 |
| DESERT SONG, cream |75 |
| PINK CAMEO, pale pink |75 |
| THREE OAKS, deep rose |75 |
| SPANISH PEAKS, white | 1.00 |
| RUSSET WINGS, tan | 1.00 |
| CAHOKIA, sky blue | 1.00 |
| RAJAH BROOKE, copper |60 |
| OLA KALA, golden yellow |75 |
| (Value \$7.60) | |

First size, A-1 Oregon-grown plants,
Labeled and Postpaid.

Send 25c for
America's Finest Iris Book
all in color, 52 pages—lists 300 modern varieties, money-saving collections. Free with either of above collections. No CODs.

Cooley's GARDENS

Box A • Silverton, Oregon

Feet Sore... Hot or Perspire?

You'll marvel how quickly Dr. Scholl's soothing, medicated Foot Powder relieves sore, tired, burning, perspiring, odorous, sensitive feet... how it eases new or tight shoes... helps prevent Athlete's Foot.

15¢, 40¢ Economy Size, 75¢.

**Dr. Scholl's
FOOT POWDER**

The finest IRIS from AROUND THE WORLD

See them all in one book to be published soon. 40 pages in glorious color. Complete descriptions of each variety, including the judges' "Best 100." Costs us almost \$1 to print, your copy just 25¢, refunded with first order. Send today.

MARBLE IRIS GARDENS

Box 387-B, Grandview, Washington

**YOUR BEST
BUY IS
A NEW brick
HOME**

See Your Builder Today

SPONSORED BY MEMBERS OF THE
STRUCTURAL CLAY PRODUCTS INSTITUTE

THE AMERICAN HOME, JUNE, 1959

SHOPPING INFORMATION

NEW FOR YOUR GARDEN

Pages 8, 10: Roto-Ride DeLuxe—Moto-Mower. Shears—True Temper. Ro-Feeder—Peter Seymour Co. Pick-and-Hold Shears—A. C. Nachtigall Co. Tree-wound aerosol—duPont Co. Sprayers (top) National Carbon Co. (middle) Hayes Spray Gun Co. (bottom) Boyle-Midway Inc.

LOOK, IT'S NEW!

Pages 18, 20: Items 1-8, 10-11, 14-17—Albert Kessler & Co. 9, 22—Kornmann & Lee. 12—Soovia Janis. 13, 24—Henry Goetz Co. 18—Penthouse Galleries. 19-21—Otagiri Mercantile Co. 23—Monogram of California through Viola Grace Neisser.

PARTY IS ELECTRIC

Pages 32-34: Black salad bowl and servers—Frederik Lunning. Mexican tin candelabra and water tumblers—Fred Leighton. Teak tray and bowl for Lazy Susan—International Designers Group, Inc. Plain red table cloth and napkins—Leacock & Co. Candles—Emkay. Scroll Aluminum table and chairs, marble coffee table—Ficks Reed Co. Wallpaper—Waverly.

WE DESIGN A "CLEAN-UP" ROOM

Pages 40, 41: Ceramic floor, wall and counter-top tiles—Mosaic Tile Co. Acoustical ceiling tiles—Armstrong Cork Co. Cabinets and sink—Tracy. Washer, dryer and water heater—Hotpoint. Built-in ironer—Ironrite. Wall and ceiling light fixtures—Moe. Pegboard—Masonite. Pegboard hooks and closet fixtures—K-V Fixtures. Power drill—Cummins. Clock—Sunbeam. Vacuum jug and outing kit—Universal. Broom—O-Cedar. Window—Andersen. Chair—Baumritter. Paper towels and holder—Scott. Decoy patterned fabric—Everfast. Plastic tumblers—Idealware.

LIVING ROOMS TURN TO DINING

Page 42: "Basque Provincial"—Drexel Furniture Co. "Tamerlane"—Thomasville Chair Co. Page 43: (top) "Lancaster County"—Consider H. Willett. "Marblehead Cherry"—Consider H. Willett. Page 70: (top and center) Sofa service table "Shoji"—American Furniture Co. Page 72: Drop leaf table—American Furniture Co.

SUMMER CASSEROLES FAMILY FOOD

Pages 50-51: 11" skillet—Descoware Corp. "Awakening" serving fork—Towle.

TAKE A PACKAGE OF FLAVORED GELATIN

Pages 52, 53: Dirilyte serving fork, spoon, pie server, butter spreaders, demitasse spoon, forks—B. Altman & Co. Demitasse cups and saucers—Lenox. 12" cake plate; 10½" pie plate—H. E. Lauffer Co. Dessert plates—Taylor, Smith & Taylor. Crystal bowl—Viking Glass Co.

DECORATE A CAKE

Page 56: "Cranberry" sandwich plate—U. S. Glass Co. Crystal cake salver—Viking Glass Co. "Gold Dust"—pink cloth—Sintex Mills.

STORAGE FOR SMALL APPLIANCES

Page 69: Appliance storage cabinet and control panel—Sunbeam. Electric pressure pan—Mirro. Electric fry pan, electric waffle baker, hand mixer—Sunbeam. Electric saucepan, electric skillet—General Electric. Knife and scissors sharpener—Oster. Electric griddle—Presto. Electric Dutch oven—West Bend. Electric mixer—Kitchen Aid. Electric Coffee maker—Universal. Blender—Waring.

ARRANGE IT OR PAINT IT

Page 80: Green glass container—Audrey Jocelyn. Roses—Jackson & Perkins.

INFORMATION


Swimquip, Inc.; Landon, Inc.; E. L. Wagner; National Pool Equipment Co.; American Pool Equipment Corp.; Swimming Pool Age; pages 16, 17. Arthur M. Watkins; Small Homes Council; Frigid-Aire, Division of General Motors; Nat'l Warm Air Heating and Air Conditioning Assoc.; Better Heating and Cooling Council; page 25.

PHOTOGRAPHS

Armstrong Nurseries; page 14 (top). Conard-Pyle Co.; page 14 (middle and bottom). Rudy Guttsch-Kranz Studios; pages 16, 17. F. M. Demarest; pages 18, 21, 42 (top), 52, 53, 56, 59, 64, 65, 66, 69, 70 (top and middle), 72, 74, 75, 80. Georg Nilsen; pages 30, 31. Peter Dimitri; pages 32-34. Hans Van Nes; pages 40, 41. Cooley's Gardens; pages 44, 45 (left). Roche; page 45 (right). George Lazarnick; pages 50, 51. Armstrong Cork Co.; page 70 (bottom). Richard Fish; pages 82, 83. Paul Lawrence; page 86. Camera Assoc.; page 86 (right). Otto Moya; pages 90-93. DRAWINGS: William J. Hennessey; pages 10, 69. Carrier Corp.; page 25. Edwin Kunz; pages 26-29. Walter Freundel; page 38. Sigman-Ward; pages 34, 42, 43, 82. John B. Brimer; page 46. Gini Hoffman; pages 54, 61, 62. Les Silvas; page 77. Grambs Miller; page 81. Dave Swartwout; pages 84, 85.

Way ahead of the class...

Ideal—the 7-Course Meal for Dogs*



*ME TOO!

Ideal

Inspected and Certified by the U.S. Government

Watch his eyes sparkle...his tail begin to wag. No wonder. It's time for his Ideal 7-Course Meal. Ideal's cooks blend the seven foods your dog needs most for sound growth and development—capture all their clean, wholesome, meaty aroma. Look:

How Ideal's 7 Courses compare with your menu

1. **Meat animal protein**—The same nourishment you get from steaks, chops, roasts.
2. **Bone-building minerals**—The calcium and phosphorus you find in milk, cheese, eggs.
3. **Wheat germ**—Vitamins B and E—the same as you get in whole wheat bread.
4. **Cod liver oil**—The same as you give to children for Vitamins A and D. Dogs and cats like it!
5. **Carrots**—The crisp, nutrition-packed kind you serve at home.
6. **Soya grits**—Extra rich in the protein you find in those new, expensive cereals.
7. **Barley**—Used in so many of your favorite soups to provide carbohydrates and vegetable protein.

Your pet expects the best—feed Ideal!

MADE BY WILSON & CO., INC., MEAT PACKERS



INSPECTED
AND CERTIFIED BY
U.S.
DEPT. OF AGR.
AS A NORMAL
MAINTENANCE
DOG FOOD

©1959 WILSON & CO., INC.

then
in
you walk
with
poise



Ever so subtle with your elegance . . . you love the simplest lines of fashion . . . wear them with a certain charm and grace.

Even on difficult days, nothing can mar your poise . . . for you choose Tampax® internal sanitary protection.

You wouldn't dream of using anything but Tampax. It's invisible and unfelt when in place. There are no binding belts—no chafing, cumbersome pads. Nothing can show and no one can know. Tampax is dainty to use, change and dispose of. Fingers never touch it. And extras tuck away in a tiny purse.

No wonder you've made Tampax your very personal choice! It's the nicer way, the modern way!

Tampax is available in Regular, Super and Junior absorbencies, wherever drug products are sold.

TAMPAX Incorporated,
Palmer, Mass.

DOROTHY LAMBERT BRIGHTBILL

Arrange it...

The color and romance of roses have been captured in this lovely flower arrangement. We show you here how the arrangement itself is made and, perhaps even more intriguing, how you can paint it. If you think you can't paint, you may be wrong. By following our simple directions, you will be able to create a still life you will cherish for years to come.

You will need a 9x12" canvas board, one pint of turpentine, tracing paper, an old plate to use as a palette, and cheesecloth for wiping brushes. Your brushes should be in these sizes: #6 and #8 flat, plus #6, #8, and #12 round sable. You will need artist tube oils, one medium-size tube, in each of the following colors: rose madder, cadmium yellow, permanent green, viridian, burnt umber,

(continued on page 89)



PLACE A "COLLAR" of posy or modeling clay around the inside top of vase. Set into this a small glass custard or votive-light cup. In this, place a pin-type flower holder secured with modeling clay. Wedge the cup tightly into posy clay to hold it firmly.



FLOWER ARRANGEMENT BY BETTY B. MERRIAM



TALLEST BLOOMS should be in the center of arrangement with the shorter ones graduating to the outer edge. Their height will be determined by the scale of your vase and your feeling of balance. No rule of thumb can be given for this.

CUT A CHUNK of Oasis (a spongelike plastic material available in florists' shops). Soak with water and fit into top of glass cup; press it securely into flower holder. Insert the roses in the Oasis, one at a time.

or paint it



*The lovely bouquet
at the left is yours
for the painting!
Trace our drawing first,
then follow instructions
for painting. Use the
photograph as a color guide*



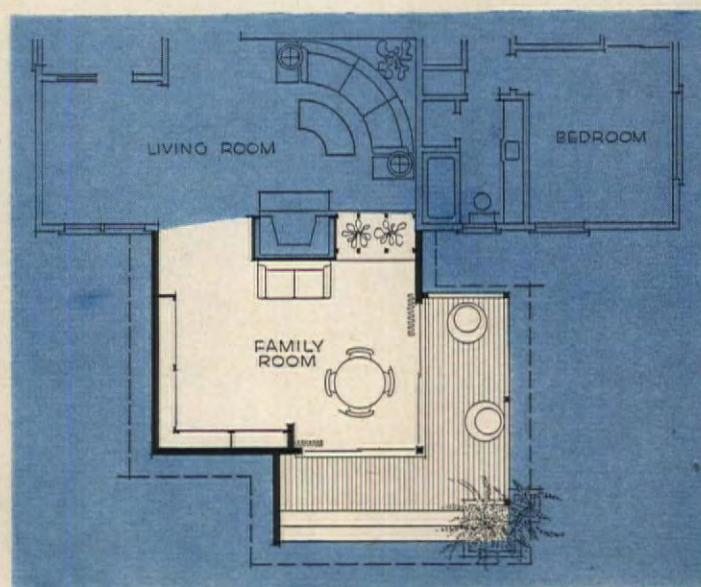
BEFORE REMODELING, rear of the house was plain and uninteresting. It lacked privacy and facilities for outdoor entertaining and dining. The terrace was used only as a utility area.

THE REWARDS OF REMODELING are shown here. The new addition completely revitalized the Candiotty home. Excellent use of materials and an original, sensible design adds space, beauty, and efficiency to both the house and the grounds.

INFORMATION: BARBARA LENOX



THE NEW FAMILY ROOM is in the area formerly occupied by the unused terrace. Sliding glass doors merge indoor and outdoor areas, providing plenty of light and air. The floor is gray vinyl; the draperies are brown and white panels.



FLOOR PLAN shows how addition provides graduated areas of indoor and outdoor living. Space and light borrowed from the new family room help to correct the long and narrow proportions of living room.


*Adding a family room and sun deck
made this home more livable,
inside and out. Good design
gives house a fresh, new look*

One of the wonders of remodeling is its power to change the appearance of a house, giving it a completely new lease on life. What at first appears to be a hopelessly plain house can be given a new beauty, individuality, and usefulness.

Such a revival took place in the home of Mr. and Mrs. Candiotty of Culver City, California. The remodeling all started with the Candiottys' need for more living space, indoors and out. By adding the family room and sun-deck wing, the Candiottys now have two new living areas, providing privacy and flexibility for entertaining almost any season of the year. The placement of the new wing also lends seclusion to the grounds. The designer was William Don Jarvis, A.I.D.



BEFORE, windows flanking the fireplace made furniture arrangement difficult.



AFTER. Open partition between living and family rooms adds space, interest, and elegance. Planter and storage case replaced old windows at left. Entire face of fireplace was plastered.



Things like this happen when you give a B&D Power Driver

Pleased? Watch his face light up at that Black & Decker name. Watch him thrill to the surge of that B&D-built motor. Watch the pride he takes in working with a tool that makes it so easy, it makes him an expert. The Power Driver's waiting for him—with 24 wonderful B&D Attachments—at your B&D dealer for every gift occasion!



It's 24
tools
in one!

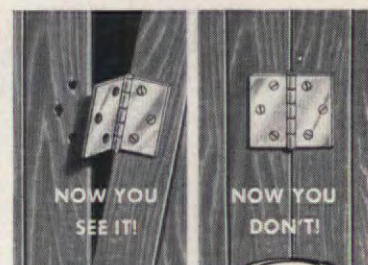
Black & Decker®
makes the **Big Difference** See "Tools-Electric"—Yellow Pages

There is **ONLY ONE...** **ROTO-ROOTER®**
SEWER SERVICE
for *Any Drainage Failure!*
Look for ROTO-ROOTER in your phone book for prompt sewer service.

New Instant Action!
PULVEX Anti-Scratch FLEA POWDER
KILLS ALL FLEAS
including resistant varieties
STOPS DOG ITCH

miracle fabric
Juleps
outwear several pairs of cotton gloves. Much gayer, too, and give barehand freedom.
only
59c
Dirt repellent, washable. For housework, gardening, painting.
Edmont Mfg. Co., Coshocton, Ohio

HINGE LOOSE?



Fill holes with dependable Plastic Wood. Won't chip or crumble. Ask for it by name.

For surest results always use GENUINE

PLASTIC WOOD
Handles like putty—hardens into wood!


TRY BUILDING ON POLES

DAVE SWARTWOUT

Want an easy way to build a carport, tool shed, or summerhouse? Then try pole construction. It's one of the most flexible, inexpensive building methods we know. You'll find it adaptable to dozens of home projects, adding more convenient living and storage space.


The use of preservative pressure-treated poles is basic to this construction method. These poles resist rotting and moisture, and are distasteful to insects. Untreated poles, or poles that have been given only a brush coat of wood preservative, will not be durable, especially that portion of the pole which is set below the ground. Cost of a 10-foot pressure-treated pole, 4 inches in diameter, is about \$2. Poles are set directly into the ground, without any concrete footings or foundations. Their life expectancy is about fifty years. Poles are available at many lumber yards and building supply houses.

You'll find pole construction excellent in just about every part of the country except in those areas where the earth is rocky, making it difficult, if not impossible, to dig the required number of holes.




GARDEN SHED requires only four poles and can be easily and quickly built. Set the poles and framing, lay the roof, and use exterior plywood to enclose the shed. Start the structure above the ground so that the plywood will not come into direct contact with the earth.

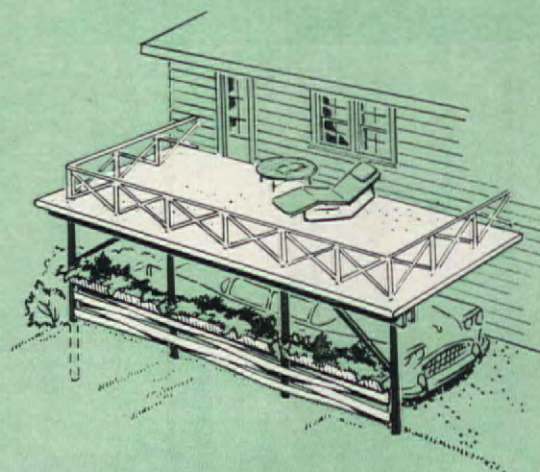
*Pressure-treated poles
provide easy-to-build framework for
a variety of outdoor projects*



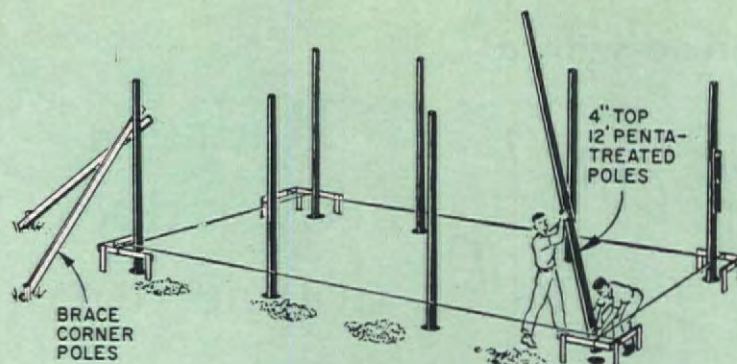
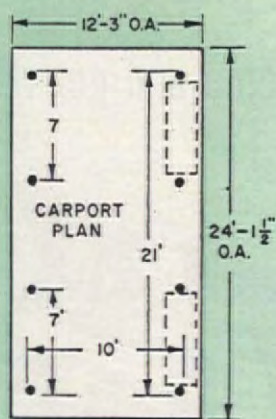
SCREENED SUMMERHOUSE makes a wonderful outdoor room for summer entertainment and play—and a cool spot for sleeping. Note that all woodwork below the screening is treated with a preservative to prevent decay and attack by insects. Roof is given slight pitch.



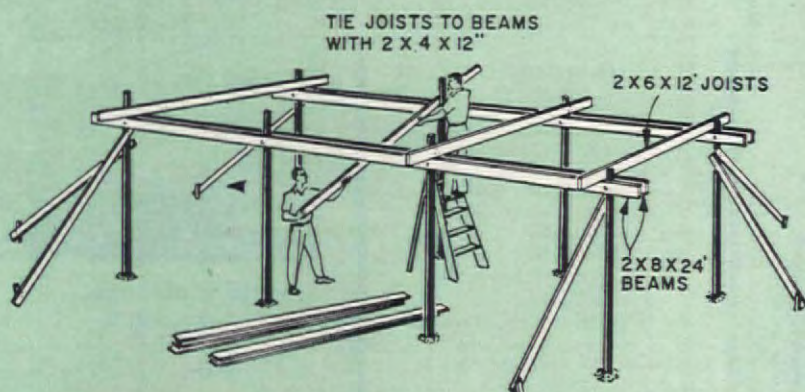
CARPORT serves during off-duty hours as sheltered spot for outdoor dining, so that sudden showers can't spoil the steak and barbecue sauce. Area can be enclosed with screens if desired.



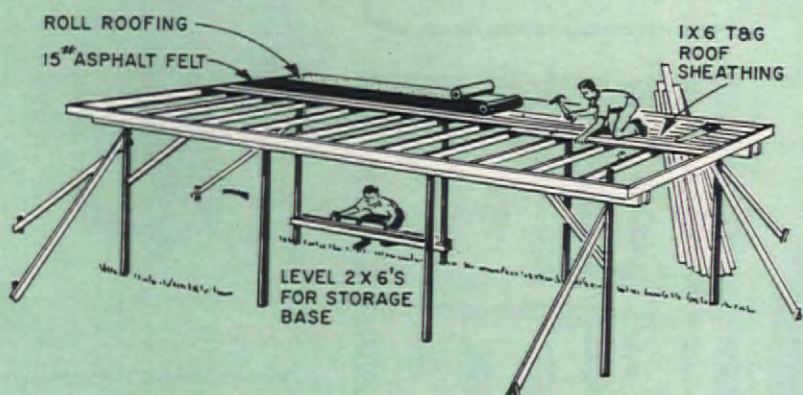
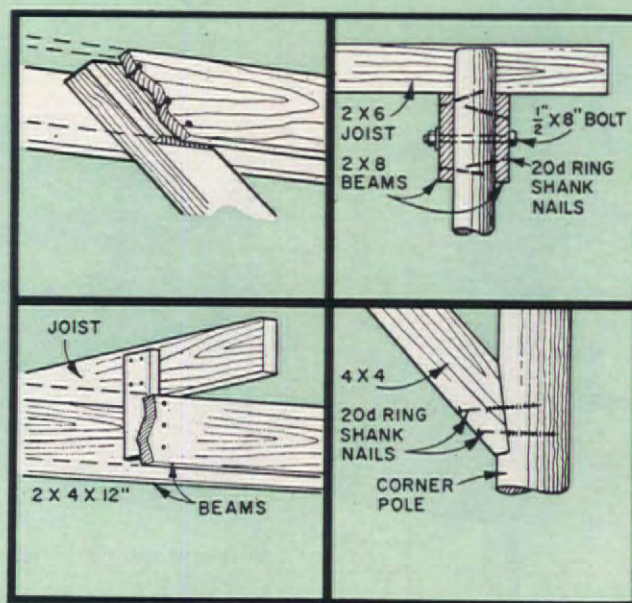
ATTACHED CARPORT is made simply by taking basic unit shown above and attaching it to house. Fasten ledger strip to house siding with lag screws to support one side of roof.



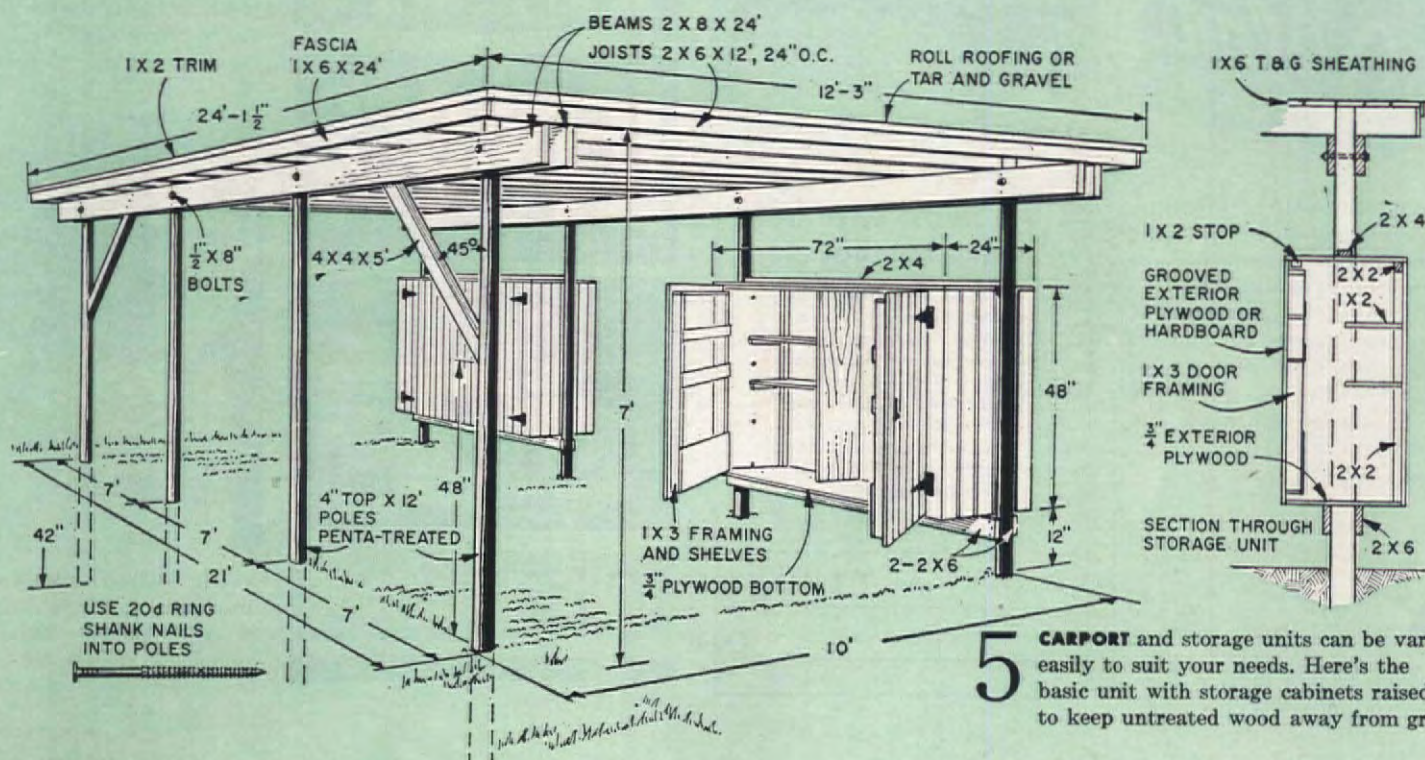
2 SETTING POLES. Carefully lay out and square off the size of shelter desired, using cord, batter boards, plumb bob, and tape measure. Recheck dimensions by measuring diagonals, which should be equal. Then use a posthole digger for holes. Set poles and backfill them. Brace corner poles as shown.



3 FRAMING. You will need assistance for the framing. Before drilling holes for the bolts, make sure that posts are plumb. Illustrations at right show details of how the framing should be fastened. To prevent stains, use rust-resistant nails.




4 ROOFING. For a flat roof, lay either inexpensive roll roofing, or have a built-up roof laid. Asphalt strip shingles may be used where the roof has a pitch of 3-12 or more. You may prefer using plywood sheathing to create a smooth ceiling.



5 CARPORT and storage units can be varied easily to suit your needs. Here's the basic unit with storage cabinets raised to keep untreated wood away from ground.

made with a

Feeling
for Fashion



made by **Arvin**
made with



On Arvin's leisure-time furniture, durable Firestone Velon webbing echoes the hues of the warm, sun-bronze aluminum tubing. This feeling of fashion has its practical side, too. Velon laughs at the sun and the rain, resists fading, keeps its shape, and cleans in a jiffy. You'll be living the way you like it with Arvin and Firestone Velon.

For more details, write



Furniture and Housewares Division
ARVIN INDUSTRIES INC., COLUMBUS, INDIANA


FIRESTONE PLASTICS COMPANY
POTTSTOWN, PENNA.

Radiator cover does double duty

Those big radiators that heat your house so well have never been noted for radiating beauty. This radiator cover, made of $\frac{3}{4}$ " pine with $\frac{1}{4}$ " fir plywood backing, serves as a handsome sideboard. When building, allow several inches of space at the bottom and reverse louvered panels for air circulation.



Sideboard top has storage space.



Louvered doors conceal radiator.

AVOID PAYING EXTRA POSTAGE...

... on copies of The American Home mailed to your old address. If you're moving, fill in new address below and send it with the address label (or facsimile) from this issue, direct to The American Home Subscription Dept., Forest Hills 75, N.Y., five weeks before moving day.

Name _____

New Address _____

City _____

Zone _____

State _____



come and get it!

FOR THE OUTDOOR CHEF

Enjoy cook-out fun over a glowing charcoal fire... with this T & S BARBECUE SET.
Makes cooking easier... safer.
Complete set includes turner, fork and tongs.
Quality-construction with sturdy, select grain hardwood handles... all stainless steel, hand buffed... heavy, heat-protection shields... plus handy hang-up rings.

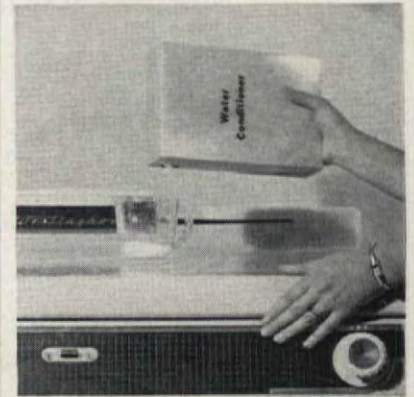
SOLD AT LEADING STORES EVERYWHERE

Write today for the name
of the T & S dealer nearest you.



THE TURNER & SEYMOUR MFG. CO.
QUALITY KITCHEN TOOLS SINCE 1848
TORRINGTON, CONNECTICUT

LAUNDRY TIPS



A WATER CONDITIONER helps assure a soft, clean wash in hard water. Add $\frac{1}{2}$ to $\frac{3}{4}$ cup to both wash water and first rinse. This removes and prevents soap or detergent film.



SOME AUTOMATIC WASHERS now come with bleach dispensers which dilute bleach before it reaches the clothes. Pour measured amount into dispenser; the washer does the rest.



AVOID OVERLOADING your automatic washer by weighing the clothes before putting them in. A household scale and plastic dishpan or laundry basket will make this easy.

STICK WITH

LEPAGE'S®

TRADE MARK



TAPE AND GLUE



She's snug and warm behind this blanket of air!

This little girl and her family stay warmer in winter, cooler in summer, more comfortable all year 'round. Why? Because *all* the windows in her home are *Thermopane*® insulating glass.

You need to insulate your windows for the same reason you insulate your walls. If you don't, there'll be big "holes" in your walls' insulation.

Thermopane has a blanket of dry, clean air sealed between two panes of glass. Saves heat in winter! Cuts air-conditioning costs in summer! Saves work—because you never have to fuss with storm windows!

Thermopane is one of the sure signs of a quality house built for comfort and economy. Look for it before you buy. If you build, include *Thermopane* in your plans for better living.



Thermopane
INSULATING GLASS

LIBBEY•OWENS•FORD *a Great Name in Glass* TOLEDO 3, OHIO



Thermopane

insulating glass is made in the United States by Libbey-Owens-Ford only. It consists of an insulating blanket of dry, clean air sealed between two panes of glass.

BUILD COMFORT INTO YOUR KITCHEN



When you install a Trade-Wind in your kitchen you will realize the comfort and cleanliness which these quality ventilating hoods provide. Only the Trade-Wind Space Saver Hoods give you high style and certified performance in a unit completely contained under the cabinet. Please mail the coupon or write us for full color brochure.

Same kitchen without the comfort and beauty a Trade-Wind provides.

with a
Trade-Wind
SPACE SAVER HOOD

Trade-Wind Motorfans, Inc.
DIVISION OF ROBBINS & MYERS, INC.
7755 Paramount Place, Dept. AH
Pico Rivera, California.
Please send your brochure on
Trade-Wind Ventilating Hoods.

NAME _____

ADDRESS _____

Fast Relief Wherever Feet Hurt!

Extra Soft... Extra Cushioning... Extra Protective Adhesive Foot Padding



Just cut it to the
needed size and
shape and apply.

Dr. Scholl's KUROTEX is a superior moleskin, yet costs no more. A wonderfully effective relief for corns, callouses, bunions, sore toes, heels, instep and wherever a shoe painfully rubs or pinches. Flesh color. 15¢, 35¢, 45¢ and \$1.00. At Drug, Shoe, Dept., 5-10¢ Stores and Dr. Scholl's Foot Comfort® Shops.



Dr. Scholl's KUROTEX A Superior Moleskin

How To Hold FALSE TEETH More Firmly in Place

Do your false teeth annoy and embarrass by slipping, dropping or wobbling when you eat, laugh or talk? Just sprinkle a little FASTEETH on your plates. This alkaline (non-acid) powder holds false teeth more firmly and more comfortably. No gummy, gooey, pasty taste or feeling. Does not sour. Checks "plate odor" (denture breath). Get FASTEETH today, at drug counters everywhere.

Nothing succeeds like a
Green Thumb®



tops in garden tools
The Union Fork & Hoe Co., Columbus, Ohio

YOUR BEST
BUY IS
**A NEW brick
HOME**

See Your Builder Today

SPONSORED BY MEMBERS OF THE
STRUCTURAL CLAY PRODUCTS INSTITUTE

**TRIPLE XXX
BAN-A-WEED**



It "blasts" all those ugly broad-leaf weeds and dandelions right out of your yard!... And it fertilizes your grass too!

See your dealer or write:
STADLER FERTILIZER CO.
1010 Denison Ave. • Cleveland 9, Ohio



**Learn
FLOWER ARRANGEMENT**
Quickly and Easily at Home
Prepare for tremendous money making opportunities full or spare time. Learn corsage construction, floral arrangement, wedding designs, remembrance pieces, etc. Also how to start your own business. Make money while learning. **STUDY AND EARN YOUR DIPLOMA AT HOME.** Send for FREE BOOK... "Opportunities in Floristry"

NATIONAL FLORAL INSTITUTE
Studio A-69, 118 San Vicente Blvd., Los Angeles 49, Calif.

Garden Tools

(continued from page 78)

hole with a square blade. Since a garden spade has a rather short blade, you end up working with your head down and your back exposed to the brambles, thorns, or whatever defenses nature gave the particular bush you are trying to move.

By now I have learned to loosen the soil with a few swings of a pick, jab down the nurseryman's spade, and bounce up and down on the end of it a few times. In a matter of minutes I can break out a good-sized clod with plants and roots intact. This is much more satisfactory than digging up my wife's dahlia tubers and then presenting her with something that has the general appearance of uncooked French fries. She is now happier and of a more sunny disposition.

I am now studying these new, undersized tools that the manufacturers call "floral tools." Most of them seem to come in sets of shovel, hoe, and rake, all scaled halfway between children's play tools and the regulation article. Personally, it irritates me to look at them. But since they are being touted as "just the right size for the lady to do her own work," I can see (in my mind's eye) Harriet with her own do-it-yourself kit of garden tools! Ah, that will be the day! THE END

Pool Maintenance

(continued from page 17)

during much of the year, staining of the finish results after several seasons and painting with a chlorinated, rubber-base paint will be advisable.

INSURANCE. You can get a comprehensive personal-liability insurance policy that will cover accidents involving your swimming pool. Coverage usually ranges from ten to fifty thousand dollars per person. Approximate cost for this insurance, depending on where you live, is \$15 to \$25 a year. If you already have such a liability policy on your house and property, it is doubtful that the addition of a swimming pool will increase the cost of the policy.

THE END

strip old paint

STRYPEEZE
Regular

famous semi-paste remover, has been used for years by professional refinishers for antiques, upholstered pieces or veneers.



Guaranteed by
Good Housekeeping
if not as advertised therein



STRYPEEZE
Special

For metals, solid wood, brick or tile... the best choice is this new, water-rinsable remover.

Kwikeeze Brush Cleaner
softens hardest brushes.

THE SAVOGRAN CO.
NORWOOD, MASS.

DOLLS! DOLLS! DOLLS!

LEARN world's most fascinating business. We teach you to repair, make, sell all kinds of Dolls and accessories. Study at home. Earn while you learn. Start your own business part or full-time. We show you how. FREE catalog without obligation.

THE DOLL HOSPITAL SCHOOL
Studio A-69

11826 San Vicente Blvd. • Los Angeles 49, California

HYPONEX
Soluble PLANT FOOD Complete

Grows Better Plants in Soil, Sand or Water
Preferred by millions of users for over 20 years. Simply dissolve and water your house plants, garden flowers, vegetables, shrubs and lawn. Clean! Odorless! Feeds instantly. If dealer can't supply, send \$1 for 10-oz. can, postpaid. Makes 60 gallons.
HYDROPONIC CHEMICAL CO., Coppy 71, Ohio, U.S.A.

WHEN YOU CHANGE YOUR ADDRESS Please report both new and old addresses directly to The AMERICAN HOME five weeks before the change is to take effect. Copies that we address to your old address will not be delivered by the Post Office, unless you pay them extra postage. The American Home Subs., Dept., American Home Bldg., Forest Hills, N.Y.

SPECIAL OFFER WHILE THEY LAST



\$1.00 VALUE
FOR
50¢

HOME IMPROVEMENT: Inspiration for improving your home, from one-evening projects to all-out remodeling. Lots of Before and After stories. Dozens of ideas for terraces, doorways, pools, gates, gardens.

AMERICAN HOME Bldg.
Forest Hills 75, N. Y.

Paint Roses (continued from page 80)

indigo blue; and you will also need two tubes of white.

Your first step will be to place the rose drawing on a smooth, flat surface. Now trace the entire motif on tracing paper. When you have finished, turn the tracing over to the other side and retrace the lines of the design with a soft pencil. This second tracing will act as a carbon. Place the tracing, second tracing face down, over canvas board and retrace the design once more. Use a firm pressure on your pencil so that all lines will be clearly reproduced.

TIPS ON PAINTING

The quantities of paint specified for each color will result in a medium-thin coat of color for each color unit. If you wish a heavier brush stroke, use more paint.

Clean brushes with turpentine each time you change color, then wipe them on the cheese-cloth.

MIXING PAINTS

Mix background paint by squeezing out about $\frac{1}{8}$ of a tube of white. Add about $\frac{1}{8}$ " (as it comes from the tube) of indigo blue. Mix this thoroughly with a little turpentine until the consistency is like heavy cream. Add a tiny bit of burnt umber and an equal amount of rose madder. Mix thoroughly. Check with the background of the colored photograph. If necessary, add a little more white or blue.

PAINTING

Paint all light areas of the background first. Then paint darker areas by adding a little more indigo blue to the

original mixture. Work from light to dark, continuing to add a little more of the indigo blue. Always keep the paint thinned to proper consistency with turpentine, and the brushes cleaned when changing colors.

Next, paint the glass vase. Mix viridian, about $\frac{1}{4}$ of a tube, with enough white to match the color in the photograph. Add white highlights, shading these a little with your brush. Study the photograph very carefully. Paint darker areas of the vase, adding more viridian to the lighter mixture.

Now paint the roses and leaves. First mix rose madder as it comes from the tube (use $\frac{1}{4}$ tube) with a little turpentine. Paint all darker areas of roses with this. Use the colored photograph for your guide. Mix $\frac{1}{2}$ of a tube of permanent green with burnt umber (about $\frac{1}{4}$ " as it comes from the tube) and half as much rose madder. This should give you a slightly grayed green. Paint darkest areas of the leaves with this. Now, back to the roses. Mix rose madder with a little white for the next lighter shade of roses. Then add a little more white for the next lighter shade. When necessary, use your little finger to blend colors and round contours of roses.

Mix $\frac{1}{4}$ tube of cadmium yellow with white to match the pale yellowish-white of the rose petals. Paint roses, carefully blending the colors. Add veins to the leaves using white mixed with a little green and a very small amount of burnt umber. Add highlights to roses and leaves by using white. Tip the white highlights with a tiny speck of indigo blue.

Now, and every time you finish painting, clean your brushes thoroughly with turpentine, and wash with soap and water before storing away.

THE END

Your yard's really your own with an **Anchor Fence®**



EVEN THOUGH YOUR POOL'S NOT GOING TO THE DOGS
... we can still show you how a genuine Anchor Fence makes your yard a lot more fun for the whole family. The children play safely—the garden and lawn stay fresh and untrampled, undisturbed by shortcuts.


You'll like the good looks of Anchor Fence—the handsome square frame gate and corner posts. And you'll appreciate how well Anchor Fence—zinc-clad after weaving—stays solidly erect and good looking year after year. For an interesting free pamphlet write to: ANCHOR FENCE, 6506 Eastern Ave., Baltimore 24, Md.

Look for the Acorn
Top—mark of a
genuine Anchor Fence.



FOR A FREE ESTIMATE, call
the local Anchor Office, today.
You'll find the phone number
in the Yellow Pages.

protect children, pets, property with



Plants in: Baltimore, Md.; Houston, Texas; and Whittier, Cal. Sold direct from factory branches and warehouses in all principal cities

DIRECT FROM FACTORY!
Solid Birch or Maple
**CAPTAIN'S
STOOLS**
FULLY ASSEMBLED
READY-TO-PAINT



**2 for
\$14.95**

Perfect companions to our famous Captain's Chairs—these stools are of the finest construction for a lifetime of comfort and service. Seat 14" square. Solid birch or maple sanded silky smooth ready for you to paint, stain or lacquer. **MINIMUM ORDER, 2 STOOLS, 2 POPULAR SIZES.** Seat heights: 24" high for "counter"; 30" high for "bar". (Please specify size.) Prompt delivery—ships, days, collect. Send check or money-order. No C.O.D.'s. **MONEY-BACK GUARANTEE.** Instructions on "How to Finish Unpainted Furniture" sent FREE with each order. Write for free ready-to-paint furniture catalog, also finished Colonial furniture.

VISIT OUR FACTORY SHOWROOMS.
Makers of Fine Furniture Since 1851

MEADOWBROOK INDUSTRIES
Dept. A-69, 126 E. Sunrise Hwy, Merrick, L. I., N. Y.

**YOUR OLD FUR COAT
INTO NEW CAPE
STOLE, JACKET** **\$22.95**

MORTON'S remodels your old, worn fur coat, jacket or cape into a glamorous new fur fashion for only \$22.95. Includes restyling, new lining, interlining, monogram, cleaning, glazing. Order from MORTON'S World's Largest Fur Restyling Service. Get greater value; selection unmatched at any price (35 styles). Styling praised by Harper's Bazaar, Glamour, other fashion leaders. Send No Money! Just mail old fur, state dress size, height. Pay when new restyled fashion arrives. Or write for Morton's new 1959 Style Book.



**WRITE FOR NEW
FREE
STYLE BOOK
35 STYLES**

MORTON'S, Dept. 21-F.
WASHINGTON 4, D. C.

SAVE 50%
For your EARLY AMERICAN HOME, choose the perfect chandelier from our large stock. Models for every PERIOD. Imported crystals. Satisfaction guaranteed. We pay shipping charges in U.S.A. Free catalogue. Our prices have not advanced.



**KING'S
CHANDELIER CO.**
Dept. A-44
Leaksville, N. C.

1959's Finest Value
IRIS
7 FAMOUS \$2
VARIETIES
(\$4.20 VALUE)

7 Popular, Hardy, Easy-to-Grow Iris in 7 Glorious "Rainbow" Colors!

Huge price cuts on popular perennials. Save 52% on hardy, easily-grown Iris! Lovelier each year. 1 each red, white, purple, yellow, pink, blue & multi-colored. If labeled, would be \$4.20 to \$7.00! Order Now—All 7, ppd. in the 48 states, Only \$2.00 (No C.O.D.). This special offer ends Aug. 1. New 68 page color catalog of Peonies, Iris & Daylilies FREE with order. Or send 25c for catalog

Gilbert H. Wild & Son
Dept. AH-69, Sarcoxie, Missouri

NOW... SAVE ON GENUINE IRONSTONE Imported from England!
Creamy white Royal Staffordshire ironstone made from moulds several hundred years old! Beautiful enough for gala parties, sturdy enough for everyday use. Place setting includes tea cup and saucer, 6" bread and butter plate, 8" luncheon or salad plate, 10" dinner plate. Embossed with the delicate Wheat pattern, they're perfect for a bride or hostess. Buy now and save \$20 on the regular open stock price!



Complete 50-pc. service for 8 (eight 5-pc. place settings, 8 fruit saucers, platter, vegetable dish). Open stock price \$44.50, now only \$22.50 shipping charges collect
20-pc. starter set (four 5-pc. place settings) \$12.95 ppd.
Large 3-Quart Tureen with Tray \$19.95 ppd.
Sauce Tureen, 2 Cups, Wheat Pattern \$7.95 ppd.

Jenifer House
New Marlboro Stage Dept. A-6
GREAT BARRINGTON, MASS. Send 10¢ for new catalogue.


**Rooster
CHAIR
PADS**
\$1.98
2/\$3.75
4/\$6.98
Plus 35¢ shipping
per order



Perk up a drab kitchen, dinette chairs or your prized ladderbacks with these gay hand hooked Chair Pads. Made of nubby beige cotton with a proud rooster design in vivid colors, contrasting border. Size is 16"x15". Order enough for all your chairs now! Satisfaction guaranteed or money back.

**FREE
Summer
Gift
CATALOG**
Write for it!

Helen Gallagher
6523-K6 N. Galena Rd., Peoria, Ill.



Charm your Bathroom Walls with these exquisite PEARL Ceramic Fish. Gold bubble blowing Mama measures 8"x8", babies 3 1/2"x2 1/2". Available in Black with Gold Flecks, Pink, Yellow, Turquoise all with black trim, White with Brown trim, finished with Mother-of-Pearl luster. Complete set (8 pcs) only \$5.90 ppd. Specify color. Send check or M.O. TODAY. Satisfaction guaranteed. Calif. Res. add 24c Sales Tax.

Manufacturers of Fine Quality Ceramic Artware

THE FLORIN
6306 Florin House, San Clemente, California

500 PRINTED NAME & ADDRESS LABELS 25¢



500 gummed labels printed with ANY name and address, 25¢ per set; 4 sets (with same name and address or all different) \$1.00! With two-tone plastic gift box, 35¢ per set. Order as many or as few sets as you want. Postpaid.

Walter Drake
406 Drake Bldg., Colorado Springs 10, Colo.



**This New Unusual Sugar Scoop Is The
SWITCH PLATE COVER**

Replace your regular switch plate cover with this precious hand-finished Idaho sugar pine planter made from a real old-fashioned sugar scoop. Inside it, resting below the switch, a box to hold ivy or philodendron. 12 1/2" high, 4 1/2" wide, 2 1/2" deep. Leagues of ivy will grow near your doors.

Only \$2.98 postpaid
MEDFORD PRODUCTS, Dept. 30TA
Box 39, Bethpage, New York

YOU SHELL HAVE IRONSTONE
shells that have never seen the seashore, but will net you oceans of compliments come dessert time. Pure white English ironstone shells 4 1/4" across are classic in design, to set off any china pattern or blend with your own ironstone, serving sundaes, sauces—or seafoods. 4 for \$2.98 plus 35c. Here's How Co., 95-AH 5th Avenue, N.Y.C. 3.

YOU AUTO REST your back when you drive—better support means less fatigue, means safer driving! Sturdy and good-looking back rest, hand-woven in natural cane, has a handle to tuck down between seat and back to anchor it. It's airily woven to let in a bit of breeze, and saves the upholstery too! 20x17". \$3.79. Deer Hill Co., Dept. AH-5, Box 312, Flushing 52, New York.



HAPPY LITTLE BLUEBIRDS FLY around your candles, above pretty pastel-trimmed ceramic candleholders that take a halo of flowers! With pansies, daisies, violets or forget-me-nots, they'll lend an air of lighthearted charm to all your summer luncheons. A festive little gift for your hostess! 4-pc. set, \$1.25. Mother Hubbard, Dept. A-83, 10 Melcher Street, Boston 10, Mass.

SHAVINGS BANK keeps used blades in its account, and accumulates interest by keeping them away from unwary fingers! The only bank that no one tries to rob, it's black and white ceramic styled like a chubby 5 1/2"-high old-fashioned barber complete with mustache. Have one made with Dad's name for Father's Day giving! \$1.50. Crown Craft, 246-AM Fifth Avenue, New York 1, N. Y.



shop
your

AMERICAN HOME

America's Loveliest Low Priced Rugs *Wall to Wall* **Carpet**



Use Both Sides **SAVE up to 1/2** Rich Tweeds

The Magic Olson Way

We'll reclaim the Valuable Materials in Your Old Rugs, Clothing — and add New Wool

Like Millions of Our Customers, you can have thick, luxurious, New Reversible Broadloom Rugs or wall-to-wall Carpeting at Factory-to-You Savings.

CHOICE of 49 lovely Tweeds, Solid Colors, Florals, Colonial and Oriental patterns, Ovals . . . regardless of colors in your materials. ANY SIZE IN A WEEK up to 18 feet wide, seamless, any length.

Monthly Payments if desired. No risk trial offer. Our 85th year.

Mail Coupon or Postcard to Nearest Address

FREE New Money-Saving Catalog in full colors
49 Model rooms, Gift Coupon

Your Name.....
Address.....
Town.....State.....

OLSON RUG CO., Dept. B-48
CHICAGO 41 ILLINOIS NEW YORK 1 NEW YORK SAN FRANCISCO 8 CALIFORNIA



BUILD and SAVE with this HOME PLAN LIBRARY

Over 700 All New Plans

Each home is custom-styled, combines beauty with cost-saving, lasting construction. Save \$1000 or more with these plans. Builder-proved blueprints are available at low cost.

Send today **SAVE! any 3 books only \$2**

FAMILY ROOM HOMES, 222 popular homes \$1
HILLSIDE and SPLIT LEVEL, 100 designs \$1
NEW TRENDS, 260 selected homes \$1
BLOCK MASONRY, 225 low cost beauties \$1
DUPLEX HOMES, 12 pages of twin plans \$1
WEEKEND HOMES, Cabins and Lodges \$1

Books \$1 ordered separately, Postpaid in U.S. and Canada

HOME BUILDING PLAN SERVICE
Studio A, 2454 N. E. Sandy Blvd., Portland 12, Oregon



FOOT-FLATTERING MOCCASINS
NARROW AS AN ARROW

Here are hand-laced moccasins that fit ever so comfortably and stylishly to flatter any foot! Over 223 sizes in stock for the gal who likes to prance around outside, or the lass who likes to relax indoors. Like walking on air—with light bouncy foam crepe soles. Smoke, White, Red or Taffy tan leather in full or half sizes 3 to 13, AAAAAA to EEE widths. Naturally, purchases can be exchanged—guaranteed to delight. Factory-to-you. \$5.95 plus 50c postage. (COD's accepted.) MOCCASIN-CRAFT, 65-AH MULBERRY ST., LYNN, MASS.

Outdoor TANTAN TORCH



Be dramatic! Light up your lawn with these kerosene torches. Ideal for evening picnics and barbecues around the patio. Repels bugs, too. Amber flame flares from the 6" polished aluminum Torch Head, mounted on 6-ft. black oak pole which stakes easily into the lawn. Satisfaction guaranteed.

\$2.98 Each
2/\$5.75 plus
35¢ shipping per order

FREE Summer Gift Catalog Write for it!

Foster House
6523-K6 N. Galena Rd., Peoria, Ill.

Recover Your "DIRECTOR" CHAIRS

Only \$2.95
per set ppd.
Slip-on Back, Tack-on Seat



Simple to put on—rugged enough to last for years, these attractive coverings (18 ounce-per-square-yard sailcloth) are designed for a chair seat approximately 16" by 26" and a chair back 7" by 22". Coverings have white piping along edges and are available in red, blue, turquoise, green, coral, yellow, white, black or char- treuse. Match up your chairs in the color of your choice!

Send for free gift catalog

EMATOL PRODUCTS CO.
BOX 95E, SOUTH WEYMOUTH, MASS.



Unquestionably THE BEST FOR REDWOOD

This is absolutely the most durable finish ever developed for redwood. The miraculous properties of this 100% Pure Acrylic finish protects wood with an elastic but extremely durable film that is practically impervious to ocean, desert or mountain weather. Requires only 1 coat. Order Behr-Process Acrylic Stain redwood color (heavy) #34, or redwood tint (light) #36. Qt. \$2.70, Gal. \$8.40. Postage prepaid. Redwood finish specialists.

Send for FREE folder

LINSEED OIL PRODUCTS CORP.
1611 Talbert Ave., Santa Ana, Calif.

PRE-SEASON MONEY-SAVING OFFER

ORDER NOW AND SAVE!
Imported from Holland

100 TULIP BULBS
LARGE SIZE \$2.98

We sell these Holland Tulips separately each fall by color 100 for \$10.00. By ordering pre-season now for fall delivery you get our Rainbow mixture of brilliant colors. 100 for only \$2.98. Large size av. 4" circumference. Mixed varieties. Any bulb not blooming first season replaced free.

SEND NO MONEY! Mail postcard or letter today. On arrival at fall planting time pay postman plus C.O.D. postage. Satisfaction guaranteed or return in 10 days for purchase price refund.

PRE-SEASON BONUS! Also get 6 Imported Holland Star of Bethlehem Bulbs (6 cm) plus the 12 Dutch Muscari if you order by July 31 deadline.

HOLLAND BULB CO. Dept. MX-1402, Holland, Mich.

SUPER IN THE SUPERMARKET, a handy "adding machine" keeps accurate count on purchases. If you wonder whether the wallet will stand that luscious-looking ham, consult **Clicker Quik-Chek** instead of the man at the check-out counter. Easy to use, it fits in the palm of your hand to keep spending in hand! \$1.98 plus 15c. Bancroft's, Dept. AH-657, 2170 S. Canalport, Chicago 8, Ill.



NOT FOR DUMBBELLS, Smart Belles are gay pink plastic exercisers to make your improvement plan fun. Fill with water or sand to a comfortable weight, empty when you're through. Great for travelers! Tip-toe exercises are included, for smart belles to follow till they've waited away long enough! \$1.98. Wham-O Mfg. Co., Dept. A, 835 E. El Monte, San Gabriel, Calif.



LOOK, MA, NO HANDS. With this phone cradle, you have both hands free to knit, check lists, do your nails, type or feed the baby. Metal clip fits any phone and the foam rubber pad sits comfortably on your shoulder—no more stiff neck. We have chatty friends, so that's how the mending gets done! \$1.98 from Sunset House, 71 Sunset Bldg., Beverly Hills, California.



color that really lasts on concrete

KEMIKO PERMANENT CONCRETE STAIN

Changes lifeless gray cement areas to Grand Canyon Colors—Kemiko's 9 beautiful colors apply easily, penetrate instantly—as permanent as the concrete surface itself.

FREE... Send for descriptive folder in full color

ROHLOFF & COMPANY
918 NORTH WESTERN AVENUE, HOLLYWOOD, CALIFORNIA

WIDE SHOES

WIDTHS C TO EEE
ALL SIZES 4 TO 11

New for summer comfort is our open back, pointed toe "Beryl" in black patent, beige, red or brown calf. Fashionable 2 1/4" slimming heels.

Money back \$8.95 guarantee

WRITE FOR FREE 16-PAGE CATALOG

SYD KUSHNER
Dept. AH-6, 733 South St. Philadelphia 47, Pa.

monroe FOLDING BANQUET TABLES



Kitchen committees, social and recreational groups, you will be interested in this modern Folding Banquet Table. A America's greatest line.

Monroe Co., 112 Church St., Colfax, Iowa

If Your Child Is a Poor Reader

See how *The Sound Way To Easy Reading* can help him to read and spell better in a few weeks. New home-tutoring course drills your child in phonics with records and cards. Easy to use. University tests and parents' reports show children gain up to full year's grade in 6 weeks! Write for free illustrated folder and low price.

Bremner-Davis Phonics, Dept. K-4, Wilmette, Ill.

CHIC FASTENER
Locks Windows Securely

Ideal for double-hung, wood-frame windows. Eliminates center fastener. Cannot be seen from outside. Double security—one on each side of frame. Easily installed. Set (per window) 45c, postage included.

Courtland Machine & Tool Co.
Dept. 12
205 Courtland Street
East Stroudsburg, Pa.

DOWN COMFORTS Beautifully RE-COVERED

Also Wool Comforts Re-Covered . . . and . . . Feather-Fluff Comforts Made from Heirloom Featherbeds. Write for samples of coverings, testimonials and picture folder. No salesmen—**FREE** 1954 Mail order only!

ALDEN COMFORT MILLS-AH
Box 6070 Dallas, Texas

Yes, now you can destroy unwanted hair **PERMANENTLY**, right in the privacy of your home! **MAHLER** is NOT a depilatory!

NEW BOOKLET TELLS HOW TO KILL the HAIRROOT!

By following our directions, you too, can use the Mahler safely and efficiently. Send 10c today for important new booklet "New Radiant Beauty"

MAHLER'S, INC. Dept. 839J
PROVIDENCE 15, R.I.



FOOT-LOOSE AND FANCY—WHEE!
Sea Sandals for small-fry will be the hit of the beach. Wedge soles have tiny, bright-colored fish and sea life that "swim" in the distilled water. Of unbreakable, leaf-proof plastic, they can be worn indoors too, if the kids just won't take 'em off! S (2-5 yrs.), M (6-8), L (9-12). \$2.98 pr. Spencer Gifts, 342 Spencer Bldg., Atlantic City, N. J.



PICK A LUCKY HORSE ash tray with the Oriental "lucky horse"—these four-of-a-kind are winners. Black mat-finished fine china ash trays are 5x3½", with wild horses silhouetted in white. Lovely on your white patio table, for a faintly Oriental aura! Nice as hostess gifts too. Set of four, \$1.98. Two sets, \$3.75. Add 35c. Helen Gallagher, 413-AH Fulton St., Peoria, Illinois.



BLOCK THAT KICK of Dad's about not having any cuff links—he'll get a kick out of this block-initialed set for Father's Day. ¾" across in silvery rhodium or 24K gold plate, edges are beveled for a plaque effect. With such quiet good looks, we could hardly believe the tiny price! Links, \$2; tie bar, \$1.50. Get both for \$3. Zenith Gifts, 925 P.O. Bldg., Brighton 35, Mass.



DO-IT-YOURSELF "TRIM A BAG"

Now you can mix and match your handbag to fit every occasion and color scheme. This imported willow bag has a genuine bamboo handle and a simulated leather cover that opens from both sides. Bag size: 11x8x8. **UNTRIMMED BAG \$3.00.** Six assorted trims are available, in colors of red, pink, yellow. **TRIMS 50c each.** State trim choice(s) and colors desired. Please add 50c to total order to cover postage and handling. **SATISFACTION GUARANTEED.** Send money order or check, sorry no C.O.D.'s.

INTERNATIONAL MERCHANDISE CO.
Dept. AH-1, Box 269, Harrison, New York

BIG \$\$\$ CAKE DECORATING CANDY MAKING

HOUSEWIVES WANTED! No Experience Necessary. Spare or full time. Endless demand for lovely original Cake Decorations and luscious Professional Candy for Xmas, Easter, Weddings, Parties, all holidays and occasions. **WE SHOW YOU HOW** to turn your kitchen into a gold mine, start your own business small, grow big! No capital required, no age, educational limits. Big Money from clubs, churches, business firms, parties, weddings, birthdays. **WRITE FOR FREE FACTS** on complete home instruction.

CANDY & CAKE CRAFT, Dept. 444, Fallbrook, Calif.

PORTRAITS IN JEWELRY

Miniature copies of your favorite photo will be mounted in earrings or cuff links (state choice) for \$3.98 including tax and postage. Send any size picture. It will be returned unharmed. **Stumm Products** 3515 So. Pearl Englewood, Colo.

CANVAS CASUALS FOR W-I-D-E FEET!

E to EEEEE Only
Sizes 5 to 13

Men only. Casual, dress, work shoes that really fit. Top quality, popular prices. Money Back Guarantee.



Write Today for FREE CATALOG
HITCHCOCK SHOES, Hingham 25-E, Mass.

KODACHROME FILM PROCESSING

KODACHROME ROLLS Developed & Printed
8 EXP. \$2.50
12 EXP. 3.50
20 EXP. 4.50
Reprints, each 25c

KODACHROME MOVIE FILM Developing only
8MM ROLL \$1.25
8MM MAG. .90
35MM, 20 EXP. 1.25
EST. 1918

We pay postage • Satisfaction guaranteed or money refunded
SEND FOR FREE PRICE LIST & MAILERS
ROY PHOTO SERVICE
GPO Box 644, Dept. A, New York 1, N. Y.

SHADE TREE GROWS TO FT. FIRST YEAR!



BARGAIN! BUY ONE—GET ONE FREE

TREE OF HEAVEN! Sensation of nature! Why wait years for the pleasure of a shade tree? Tree of Heaven, unmatched in beauty, produces six foot branches, blooms in great clusters of colored blossoms, after established. "Mrs. Ogden of Rosemead, Cal. says: 'Tree of Heaven I planted grew ten feet in 4 months.' Ideal for new homes and to replace smaller trees around older homes. Send \$1 for package of seeds—enough for an orchard of sheltering trees—and get one package FREE! Grows anywhere or money back.

WESTERN WORLD PRODUCTS, Dept. 584
2011 Tilden Ave., Los Angeles 64, Calif.

REDUCE AS YOU WALK

"REDUCE-EZE" WONDER GIRDLE

TAKES 4 INCHES OFF!

Slims Your Waist Two Sizes Instantly! Get set for a thrill the moment you put on your new "Reduce-Eze", the lightweight, comfortable wonder girdle that slims inches from your waist instantly—molds tummy, hips and thighs in a smooth unbroken line! Gives you that "tiny-silhouette" appearance without effort or diet on your part.

Inches Vanish Magically As It Holds and Molds! No steel, no bones, no buckles, no laces, no adjustments. Uniquely designed "Reduce-Eze" helps you reduce as you walk by gentle diagonal control and balanced pressure against fatty bulges. Hidden sheet rubber is covered with soft cotton flannel to absorb excess perspiration as you reduce. Washes beautifully, drip-dries fast. Over 1 million sold!

\$5.98
\$8.98 VALUE—NOW ONLY ppd. 4" No-Roll Waist Band G-I-V-E-S As You Bend —Never Pinches! Side Zipper for On-Off Ease!

IN 8 SIZES—Regular or Panty Girdle Style
ORDER BY PRESENT WAIST SIZE: 24-26, 27-28, 29-30, 31-32, 33-34, 35-36, 37-38, 39-40.

SPENCER GIFTS Satisfaction guaranteed, or money back.
487 Spencer Bldg., Atlantic City, N. J.

FOR A LOVELIER FIGURE STARTING NOW, SEND TODAY!

Spencer Gifts, 487 Spencer Bldg., Atlantic City, N. J.
Please send "Reduce-Eze" wonder girdle at once. My present waist size is: _____

☐ Regular ☐ Panty Girdle with full length thigh control.
☐ I enclose \$5.98. You pay postage.
☐ I enclose \$1. Send C.O.D. I'll pay balance plus any postal charges.
I must be delighted with my "Reduce-Eze" or I may return it within 5 days for a refund.

Name _____
Address _____
City _____ Zone _____ State _____

Copyright 1959 Spencer Gifts, Atlantic City, N. J.

FOR PROUD FATHERS AND GRANDFATHERS

Monogrammed Sterling Silver Baby Shoe Tie Bar proudly proclaims the beloved heirs and heiresses. Handsomely engraved with his initials, it holds up to 6 expertly crafted silver shoes, each engraved with a child's name and birthdate. Add more as his family grows!

Tie Bar \$2.50
Each Shoe \$1.95

Prices include engraving, tax, postage

PERSONALIZED SILVER DOLLAR KEY CHAIN

A "Lucky Buck", his initials and a key ring to securely hold the keys to his kingdom, makes this the perfect Father's Day gift. Mounted with a U.S. silver dollar, it's insurance against financial embarrassment. Choose the Solid Sterling Silver or the silvery Rhodium-plated one, and specify initials to engrave. A unique and handsome gift for Dad, Hubby, June graduates, members of the wedding.

Sterling Silver \$4.95
Rhodium Plate \$2.95

ZENITH GIFTS 1424 Post Office Bldg., Brighton 35, Mass.

BABY'S PERSONAL BIRTHDAY CANDLE

Did this Good Luck candle burn on your baby's first birthday? It will burn for hours on every birthday 'til baby is 21, creating happy childhood memories that will last a lifetime! Fine, colorful custom made 1 lb. candle is permanently personalized with full name, birthdate and weight. It has become an American home tradition!

With wrought iron holder \$3.45
With cadmium plated (silver color) holder \$3.95
Add 25c postage.

LION'S NOVELTIES, INC.
Dept. 140, 139 Payson Ave., New York 34, N. Y.

AN OLD TIME VALUE \$7.75

EARLY AMERICAN LADDER BACK CHAIR

(direct from workshop to you)

Incredible price for a chair with such hand workmanship, such built-in value, such a beautiful hand-woven fibre rush seat. Hand made of solid native hardwood for generations of use. Lowest-priced chair with this desirable seat. Fully assembled.

Unpainted, \$7.75
Natural finish (blonde) \$8.75
Maple, mahogany, walnut, cherry or pine finish \$10.50

Minimum Order TWO
Quick delivery. Express charges collect. Satisfaction guaranteed. Send check or M. O.

Jeff Elliot Craftsmen
Dept. A69, STATESVILLE, NORTH CAROLINA

Now Johnny can learn to multiply!

New Musical Multiplication Records make it easy for your child to do better in arithmetic. Set of 5 records and 11 quiz cards teach all the Multiplication Tables from 2's through 12's. Children love the catchy tunes and musical quizzes. Used in over 1,000 schools. Parents and teachers report wonderful results. Write for free folder. Bremner Records, Dept. K-4, Wilmette, Ill.

YOUR OLD FUR COAT \$22.95

INTO NEW CAPE, STOLE Tax Free

I. R. Fox, fur specialist, restyles your old, worn fur coat regardless of condition, into a glamorous new cape or stole. Remodeling service includes cleaning, glazing, repairing, new lining, interlining, monogram. \$22.95 complete. Send no money! Just wrap up your old fur coat, mail it to us now. Send your dress size and height on postcard. Pay postman \$22.95 plus postage when new cape arrives. Or write for free style book.

I. R. FOX, 146 W. 29th St., Dept. L-1, N. Y. 1.

Favorite

Recipes

at Your

Fingertips...



THE AMERICAN HOME MENU MAKER

Think of it! Room for over 1,000 of the famous 3 x 5" illustrated recipes you clip each month from The American HOME! Plus your own favorites written on 3 x 5" cards.

The Menu Maker is like rolling all the cookbooks you've ever read into one convenient 6 x 11" all-steel box. You can take out a single recipe without losing your place or having to thumb through page after page of cross references... you can rearrange and reclassify the contents... you can add to your file to your heart's content.

The Menu Maker comes in red and white or black and white, with 35 stiff pre-printed index cards for orderly filing.

CELLOPHANE ENVELOPES, which cover the recipe cards are also available at just \$1 a hundred!

ONLY \$2.50 POSTPAID

The American HOME
Dept. MM, Forest Hills 75, N. Y.

Enclosed find \$..... Send me these items:

Please indicate color combinations

- | | |
|---|---|
| <input type="checkbox"/> New Steel Menu Maker.....\$2.50 | <input type="checkbox"/> Red & White |
| <input type="checkbox"/> 100 Cellophane Envelopes.....\$1.00 | <input type="checkbox"/> Black & White |
| | <input type="checkbox"/> 250 Cellophane Envelopes.....\$2.00 |

COMBINATION OFFER

- ☐ Steel Menu Maker and 180 Cellophane Envelopes.....\$4.00
Sorry, no shipments to Canada or foreign countries.

NAME.....

STREET.....

CITY, ZONE & STATE.....

(Please print all information)

COMING IN JULY... OUR BIG COOK-OUT U.S.A.

Grab your apron and loosen your belt! Next month we take you on a cook-out that's as big and bouncy as the U.S.A.! We're serving up a turkey barbecue in New England, an oyster roast in Virginia, spareribs in New Orleans. Down in Texas, it's Hopkins County stew, smoked whitefish in the Midwest, barbecued lamb and beef in California, and roasted planked salmon in the Northwest. Over 100 cook-out ideas to make outdoor eating more fun for you!

ALSO IN THIS ISSUE: two new attic rooms you can build for \$1017... colorful decorating tips for your bathroom... and scores of other ideas.



Homeowners are saying **"Dutch Boy"** is the **"5-year house paint!"**

Unretouched photograph of the home of Mr. Arthur J. Hannah, 2065 Eastern Ave. SE, Grand Rapids, Mich. This lovely home was painted with "Dutch Boy" House Paint in the summer of 1953 by Adrian Hayes, Painter-Contractor, and the finish, as you see, is still bright and weather-tight.



Homeowners all over the country, in climates and weather that differ widely, agree in saying "Dutch Boy" is "the 5-year house paint." They could also call it "the economical paint," because with "Dutch Boy" you paint less often to keep your house looking lovely. "Dutch Boy" brushes on smoothly, dries to a tough, bright, weather-tight finish. Get free new booklet, "Live Colorfully with Dutch Boy" at your "Dutch Boy" Dealer. He's listed under "paint" in the yellow pages of your phone book.



A PRODUCT OF NATIONAL LEAD COMPANY

Automatic Washer Owners! Win \$20,000!

OFFICIAL ENTRY BLANK

PLAY THE

HIDDEN WORD GAME!

DASH WILL FILL YOUR AUTOMATIC WASHER WITH CASH

1st PRIZE—\$20,000


(IN SILVER DOLLARS OR A BIG CHECK)

2nd PRIZE—\$10,000 ☆ 3rd PRIZE—\$5,000

15 4th PRIZES—\$1,000 each

Plus special bonus to contest winners who buy larger sizes of DASH

1. Complete this puzzle!



ACROSS

1. Fiery
4. Tip
9. Our Navy: abbr.
12. Swiss River
13. Evil Spirit
14. New: prefix
15. Test
17. Containing more salt
19. Lost blood
21. Milk
22. Third letter
23. Insect
26. Flow slowly
28. Mom
29. Relief carving
31. Standing room only: abbr.
32. Mimic

DOWN

34. Jovial
36. Egg drink
38. Years: abbr.
39. Brazilian heron
40. Missouri: abbr.
41. Indian flour
44. Buzzes
47. Foe
49. Peruvian Indian
52. Diplomatic agreement
55. Irish tenant
56. Help
57. Girl's name
60. Descend
61. Spirit
62. Sea
63. Sorrowful exclamation
27. Rapid climb
28. Spring month
30. Be
33. Superlative suffix
35. Pronoun
37. Leave
42. Beverage
45. Coper
46. Mass
48. Journey in circuit
50. Roman dinner
51. Vessels
52. Light blow
53. River (Spain)
54. Edwards: abbr.
58. Master of Arts: abbr.
59. Article

2. Find names of automatic washers "hidden" in puzzle!

Dash is recommended for use in all these automatic washers! ABC, AMC, Ambassador, Barton, Blackstone, Capri, Constellation, Co-op, Coronado, Dexter, Duchess, Easy, Frigidaire, General Electric (G.E.), Hamilton, Hotpoint, Hudson, Kelvinator, Kenmore, Laundryall, Marquette, Maytag, Montgomery Ward, Norge, O'Keefe & Merritt, One Minute, Philco-Bendix, Philgas, Speed Queen, Unico, Wash-a-matic, Westinghouse, RCA-Whirlpool, Wizard, Zenith. The preceding list correct as of January 1, 1959.

Mail with your crossword solution to: DASH "Hidden Word Game" Contest, Dept. A, P.O. Box 115, Cincinnati 99, Ohio.

I found the following number of acceptable washer brand names in the completed crossword puzzle: . These are listed below.

| | | |
|-------|-------|-------|
| _____ | _____ | _____ |
| _____ | _____ | _____ |
| _____ | _____ | _____ |

Name _____
Address _____
City _____ Zone _____ State _____

All entries must be postmarked not later than midnight September 16, 1959, and received no later than September 30, 1959.

Entry must be submitted with the price space from Regular or Jumbo Size Dash, or the tear tape from Home Laundry Size Dash

Dash, especially made for your automatic washer, announces a contest especially for you!



Dash gets clothes cleaner than any other product made especially for automatic washers! Just one wash in your machine will show you how DASH gives you the best possible cleaning, while it works at a safe suds level to protect against clog-ups and slow-downs from too many suds.

Is it any wonder DASH is the only detergent recommended by every single automatic washer manufacturer? Get DASH for the best possible cleaning in *your* machine!

NOW! SAVE CASH ON DASH!

25¢ off reg. price of JUMBO Size and
50¢ off reg. price of HOME LAUNDRY Size

(At your dealer's now—for a limited time only)



Dash "Hidden Word Game" Contest Rules

1. Complete the crossword puzzle on the left. Some words are already filled in for you; remaining blanks are to be filled in according to the definitions shown below the puzzle.

When you have completed the crossword puzzle, see how many acceptable brand names of automatic washers you can find "hidden" in the crossword solution. These names must be composed of letters reading in any direction in a straight line (vertical, horizontal or diagonal) with no letters in between. (For example, see "Hotpoint" which has already been filled in for you.) Only washer names listed on the special Dash contest package or official entry blank are acceptable.

2. Write the brand names of automatic washers you have found in the puzzle in the space below (attach an extra sheet of paper, if necessary), then fill in the box below with the number of automatic washer names in the puzzle and mail to: Dash "Hidden Word Game" Contest, Dept. A, P.O. Box 115, Cincinnati 99, Ohio. Print plainly your name and address.

Each entry must be on the official entry blank and must be accompanied by the price space from Regular or Jumbo Size Dash or the tear tape from Home Laundry Size Dash.

3. WINNERS WILL RECEIVE:
First Prize—\$20,000
Second Prize—\$10,000
Third Prize—\$5,000
15 Fourth Prizes—\$1,000

BONUS: To winners of first three prizes \$2,000 if their entry is accompanied by a tear tape from Home Laundry Size Dash or \$1,000 if their entry is accompanied by a price space from Jumbo Size Dash

Entries must be postmarked not later than midnight, September 16, 1959 and be received not later than September 30, 1959.

4. Entries will be judged on the basis of correct identification of the washing machine brand names and correct completion of the crossword puzzle.

Ties—In case of ties, tying contestants will be required to complete a statement dealing with Dash. These statements will be judged on the basis of originality, sincerity and aptness of thought. In the event of further ties, duplicate prizes will be awarded. No purchase requirement will be required for tie-breaking entries. Only one prize will be awarded to any winner or family. The judges' decision will be final. Except for incidental help from friends or family, entries (including tie-breaking entries) must be wholly the work of the person in whose name the entry is submitted and will be disqualified for professional or compensated help. The purpose of this rule is to disqualify entries prepared in whole or in part by professional or compensated contest writers, schools or services. No entries will be returned. Entries, contents, and ideas therein belong unqualifiedly to Procter & Gamble for any and all purposes.

5. The authority on the spelling and definition of words used in this puzzle has been Webster's New International Dictionary, Second Edition, Unabridged.

6. Any resident of Continental United States (including Alaska) and Hawaii may enter except employees of Procter & Gamble, its advertising agencies and their families. Contest subject to government regulations.

7. All winners or tying contestants will be notified by mail about 8 weeks after the close of the contest.

AMERICAN HOME

DEC 1958 A CURTIS MAGAZINE

Vol. LXI • ~~January 1959~~ to June 1959

Index to The American Home

Volume LXI—January 1959 to June 1959

Copyright 1959, by The American Home Magazine Corporation

SUBJECT INDEX

- A**
AIR CONDITIONING, see also
 Cooling
 You Need Summer Cooling . . .
 Wherever You Live—Brett—
 June, 28
ALASKA
 We Live in Alaska and Love It—
 Jan., 11
ALL-AMERICA ROSE
SELECTIONS AWARD
 Top Roses for 1960—June, 14
ALUMINUM
 You Are Looking at Aluminum
 Skin—Cobb & Houseman—
 Jan., 22
AMERICAN HOME
ACHIEVEMENT MEDALS
 A Lovely New Dahlia Is Born
 Weston—April, 13
APPLIANCES, large
 A Change for the Brighter—
 Thabet—Jan., 60
 Clock Strikes Five, The—
 Bowen—Feb., 82
 Going Around in Cycles?—
 Bowen—March, 71
 Heirloom Pops Into the Washer,
 The—Brown—May, 82
 Household Hints—April, 76
 It All Started With a Small
 Bothersome Hole—May, 44
 Kitchen Designed for Today's
 Tempo—Thabet—April, 45
 Remodeled to Accommodate 32
 Children—Thabet—March, 14
 We Design a "Clean-up" Room
 for Spotless Housekeeping—
 Thabet—June, 40
 We Design Four Kitchens—
 Thabet & Houseman—Feb., 60
 When Your Appliances Act Up—
 Thabet—May, 42
 You Can Wash Your Winter
 Woolens—June, 74
APPLIANCES, small
 Grandma Measured by Guess
 and by Gosh—May, 70
 Kitchen Designed for Today's
 Tempo—Thabet—April, 46
 Party Is Simply Electric, The—
 Bowen—June, 32
ARRANGEMENTS, floral
 Around the World Without a
 Passport—Marshall—Feb., 11
 Arrange It—or Paint It—
 Brightbill—June, 80
 From Grandma's Hat—Jan., 70
 How to Influence Judges and
 Win Prizes—Berrall—April, 38
AVIARY
 Your Own Home Grounds—
 Forester—May, 29
B
BARBECUE
 A Change for the Brighter—
 Thabet—Jan., 60
BASEMENT
 Family Projects, Unlimited—
 Kellogg—Jan., 31
BATHROOM
 Easy-to-do Ideas With a Big
 Effect—Houseman—June, 37
 Family Projects Unlimited—
 Kellogg—Jan., 33
BEDROOM
 Ready-Made Magic Makes
 Bedrooms Beautiful—
 Houseman—May, 40
 Family Projects, Unlimited—
 Kellogg—Jan., 36
BEDSPREAD
 Sew . . . Sew . . . Sew . . . It's
 Almost Spring—March, 42
BIRD PRINTS
 25 Ways to Decorate Under \$50
 —Houseman—April, 34
BLUEPRINT HOUSE
 Two-Story Colonial—a Great
 American Classic—Brett—
 April, 36
BOUQUET DE FRANCE
 Talented Couple Invite Us to See
 Their 260-Year-Old Home—
 Forester—April, 25
BUDGETS
 Blundering Budgets—Lewis—
 April, 19
BUILDING, poles
 Try Building on Poles—
 Swartwout—June, 84
C
CABAÑA
 Your Own Home Grounds—
 Forester—May, 31
CABINETS
 A Change for the Brighter—
 Thabet—Jan., 60
 Kitchen Designed for Today's
 Tempo—Thabet—April, 46
 25 Ways to Decorate Under \$50
 —Houseman—April, 32
 We Design a "Clean-up" Room
 for Spotless Housekeeping—
 Thabet—June, 40
 We Design Four Kitchens—
 Thabet & Houseman—Feb., 58
CARPORT
 Remodeling Reaps Results—
 Jan., 80
 Versatile Carport Converts to
 Summer Fun House—Cobb—
 April, 40
CARS
 What They Don't Tell You About
 Foreign Cars—Francis—June, 35
CLEAN-UP ROOM
 We Design a "Clean-up" Room
 for Spotless Housekeeping—
 Thabet—June, 40
CONDENSATION
 There's More to Spring Than
 Golf and Fishing—May, 75
COOLING
 You Need Summer Cooling . . .
 Wherever You Live—Brett—
 June, 25
CURTAINS
 Just Ask Us!—March, 94
 Sew . . . Sew . . . Sew . . . It's
 Almost Spring—March, 42
 25 Ways to Decorate Under \$50
 —Houseman—April, 32
 We Design Four Kitchens—
 Thabet & Houseman—Feb., 59
D
DAMPNESS
 There's More to Spring Than
 Golf and Fishing—May, 97
DECORATING
 Dine Graciously Without a
 Dining Room—Houseman—
 June, 42
 Easy-to-do Ideas With a Big
 Effect—Houseman—June, 37
 Early American in a California
 Setting—Nilsen—June, 30
 Family Projects, Unlimited—
 Kellogg—Jan., 29
 Ideas Worth Copying—April, 92
 It Cost Little More Than Retail
 —Young—Feb., 92
 Just Ask Us!—Feb., 16
 25 Ways to Decorate Under \$50
 —Houseman—April, 32
DINING ROOM
 Dine Graciously Without a
 Dining Room—Houseman—
 June, 42
 25 Ways to Decorate Under \$50
 —Houseman—April, 32
DOCK
 Put Up Your Own Boat Dock—
 May, 80
DOGS
 You're Right . . . Ticks Are
 Terrible—April, 100
DOLL COLLECTION
 An Entertaining Lady Lives
 Here—Darbyshire—Feb., 63
DRAPERIES
 Sew . . . Sew . . . Sew . . . It's
 Almost Spring—March, 42
F
FAMILY ROOM
 You Are Looking at Aluminum
 Skin—Cobb & Houseman—
 Jan., 24
FASTENERS
 Winter Projects, Products, and
 Ideas—Jan., 64
FEATURES
 An Entertaining Lady Lives
 Here—Darbyshire—Feb., 63
 Are You Minding Your Own
 Business?—Brown—March, 20
 Blundering Budgets—Lewis—
 April, 19
 Clock Strikes Five, The—
 Bowen—Feb., 78
 Helter Shelter—Gunderson—
 March, 36
 How "Open" Must Our Lives
 Be?—Agle—Jan., 21
 I Drop In on the Victor Borges—
 Martin—May, 17
 I Hereby Resolve . . . —O'Neill
 —Jan., 8
 Man's Best Investment—His
 Wife—David—Jan., 35
 Pilgrims Are Coming, The—
 Patterson—Feb., 57
 Please Do Eat the Nasturtiums
 —Abraham, Campbell & Cole
 —Jan., 26
 Should I Trade in My House for
 a New Model?—Hecht and
 Prentice—April, 30
 Talented Couple Invite Us to See
 Their 260-Year-Old Home—
 Forester—April, 25
 We Drop In on the Pete Martins
 —Martin—March, 29
 What They Don't Tell You About
 Foreign Cars—Francis—
 June, 35
 What You and Your Wife Should
 Know About Wills—in Case You
 Die Together—May, 10
 Your Own Home Grounds—
 Forester—May, 29
 You're Right . . . Ticks Are
 Terrible—April, 100
FENCES
 Beauty Spots—Weston—Feb., 54
 Your Own Home Grounds—
 Forester—May, 29
FIREPLACE
 New Charm for an Old
 Fireplace—April, 102
FLOORING & FLOORS
 Drama With Floor Patterns—
 March, 110
 Care and Cleaning of Floors—
 April, 66
 Resilient Flooring—Hennessey
 —June, 11
 There's More to Spring Than
 Golf and Fishing—May, 97
 25 Ways to Decorate Under \$50
 —Houseman—April, 35
 We Design Four Kitchens—
 Thabet & Houseman—Feb., 58
FLOWERS
 A Lovely New Dahlia Is Born—
 Weston—April, 13
 '59 Debutantes, The—Jan., 18
 Get Splash With Iris—Weston—
 June, 44
 Make Corsages From Your
 Garden Flowers—McCuskey—
 May, 90
 Please Do Eat the Nasturtiums
 —Abraham, Campbell & Cole—
 Jan., 26
 Top Roses for 1960—June, 14

The American Home Magazine Corporation

218132

Editorial Offices

300 Park Ave., New York 22, N. Y.

Subscription Dept.

The American Home Bldg., Forest Hills 75, N.Y.

FOOD

- Family Food—Jan., 40—Feb., 68—March, 58—April, 48—May, 50—June, 50
- New Fruits and Vegetables for '59—Feb., 106
- Just Ask Us!—Feb., 16
- Please Do Eat the Nasturtiums—Abraham, Campbell & Cole—Jan., 26
- FOOD, decorative
 - Easy-to-Make Ice Cream Molds—Jan., 42
- FOOD, diet
 - Family Food—March, 58
 - Just Ask Us!—March, 94

G

- GARDENS & GARDENING
 - Beauty Spots—Weston—Feb., 53
 - Just Ask Us!—Feb., 14—March, 18
 - Lazy Man's Set of Garden Tools, The—Elliot—June, 77
 - Minimum Space Vegetable Garden—Gilman—May, 84
 - New for Your Garden—June, 7
 - Plants Worked a Miracle—Part I—March, 37—Part II—April, 80
 - 10-Point Lawn Program for You—Weston—April, 85
 - Your Own Home Grounds—Forester—May, 32
- GIRL SCOUTS
 - Clock Strikes Five, The—Bowen—Feb., 78
- GUTTERS
 - There's More to Spring Than Golf and Fishing—May, 75

H

- HEATING, see also Cooling, Radiators
 - There's More to Spring Than Golf and Fishing—May, 75
 - We Design a "Clean-up" Room for Spotless Housekeeping—Thabet—June, 40
 - You Need Summer Cooling . . . Wherever You Live—Brett—June, 28
- HEDGES
 - A Beautifully Effective Hedge—March, 94
 - Plants Worked a Miracle—Merrim—March, 38
- HI-FI
 - Build for Better Listening—for Summertime Comfort—April, 98
 - 21 Ways to Get More Storage—March, 33
- HOME BUYING
 - Helter Shelter—Gunderson—March, 36
 - Should I Trade in My House for a New Model?—Hecht & Prentice—April, 30
- HOOD
 - A Change for the Brighter—Thabet—Jan., 60
- HOUSES, Citation
 - Portfolio of 18 Prize-Winning Houses—Cobb—Feb., 19
- HOUSING, Construction
 - Maintenance
 - Contemporary—With Warmth—April, 96
 - Just Ask Us!—March, 18, 94
 - Some Handy Tips—May, 98
 - There's More to Spring Than Golf and Fishing—May, 75
 - Try Building on Poles—Swartwout—June, 84
 - Two Homes Under One Roof—Lenox—May, 36
 - Your Own Home Grounds—Forester—May, 32

HOW-TO

- Build for Better Listening—For Summertime Comfort—April, 98
- Family Projects, Unlimited—Kellogg—Jan., 29
- How to Use Paint and Varnish Removers—Smith—March, 104
- Just Ask Us!—Feb., 14
- Modern Coffee Table—Gowland—March, 86
- Put Up Your Own Boat Dock—May, 80
- Shadow Boxes—Lovely to Look at, Easy to Make—Feb., 62
- Table for Your Terrace—May, 35
- Table Saw Tips—March, 108
- Winter Projects, Products and Ideas—Orr—Jan., 64

HUTCH

- We Design Four Kitchens—Thabet & Houseman—Feb., 58

I

- ICE CREAM
 - Easy-to-Make Ice Cream Molds—Jan., 42
- INCINERATORS
 - Winter Projects, Products and Ideas—Orr—Jan., 64
- INSULATION, see also Cooling
 - Winter Projects, Products, and Ideas—Orr—Jan., 64
- IRIS
 - Get Splash With Iris—Weston—June, 44
- ITALIAN BOUQUET
 - Talented Couple Invite Us to See Their 260-Year-Old Home—Forester—April, 25

J

- Get Splash With Iris—Weston—June, 44
- ITALIAN BOUQUET
 - Talented Couple Invite Us to See Their 260-Year-Old Home—Forester—April, 25

K

- KITCHEN
 - Family Projects, Unlimited—Kellogg—Jan., 29
 - Kitchen Designed for Today's Tempo—Thabet—April, 45
 - Remodeled to Accommodate 32 Children—Thabet—March, 10
 - We Design Four Kitchens—Thabet & Houseman—Feb., 58
 - You Are Looking at Aluminum Skin—Cobb & Houseman—Jan., 24

L

- LAUNDRY
 - We Design Four Kitchens—Thabet & Houseman—Feb., 60
 - You Can Wash Your Winter Woolens—June, 74
- LAWNS
 - Plants Worked a Miracle—Merrim—Part I—March, 38—Part II—April, 80
 - 10-Point Lawn Program for You—Weston—April, 85
- LIVING ROOM
 - Family Projects, Unlimited—Kellogg—Jan., 32
 - You Are Looking at Aluminum Skin—Cobb & Houseman—Jan., 25

N

- NATIONAL BUREAU OF STANDARDS
 - Grandma Measured by Guess and by Gosh—May, 70

P

- PAINT
 - Arrange It—or Paint It—Brightbill—June, 80
 - How to Use Paint and Varnish Removers—Smith—March, 104
 - Some Handy Tips—May, 98
 - There's More to Spring Than Golf and Fishing—May, 75

PANTRY, see Cabinets

PATHS

- Walk in Beauty—Weston—Jan., 36

PATIO, see also Terrace

- Your Own Home Grounds—Forester—May, 29

PATTERNS

- Pledges of Allegiance Sampler Kit—Brightbill—April, 42
- "Rambler Rose"—Heirloom in the Making—Brightbill—March, 90
- Room Full of Patterns—Brightbill—Jan., 69

PLANS

- Your Own Home Grounds—Forester—May, 29
- Versatile Carport Converts to Summer Fun House—Cobb—April, 40

PLANTS

- House Plants—Jan., 73
- Plants Worked a Miracle—Merrim—Part I—March, 37—Part II—April, 80

PLAYHOUSE

- Your Own Home Grounds—Forester—May, 29

POLES

- Try Building on Poles—Swartwout—June, 84

POOLS

- What it Costs to Maintain a Pool—June, 16

PORCH

- Family Projects, Unlimited—Kellogg—Jan., 29

PRINT

- Samuel Chamberlain—Feb., 57

R

- RADIATOR
 - Some Handy Tips—May, 98
- REFINISHING
 - Just Ask Us!—Feb., 14
- REMODELING, exterior
 - New Beauty for an Old House—June, 82
 - Remodel it With Stone—May, 92
 - Remodeled for Space and Charm—April, 79
 - Remodeled to Accommodate 32 Children—Thabet—March, 10
 - Remodeling Reaps Results—Jan., 80
 - Room to Grow In—March, 88
 - Translated From Spanish to Contemporary American—Cobb—May, 38
- REMODELING, interior
 - A Change for the Brighter—Thabet—Jan., 60
 - It All Started With a Small, Botherome Hole—May, 44
 - Sometimes One Room Is Better Than Two—Lenox—May, 88
- ROOM DIVIDER
 - 21 Ways to Get More Storage—March, 33
- ROSES, see Flowers
- RUGS
 - "Rambler Rose"—Heirloom in the Making—Brightbill—March, 90

S

- SAFETY
 - Car Safety—March, 98
- SAMPLER
 - Pledge of Allegiance Sampler Kit—Brightbill—April, 42
- SEPTIC TANKS
 - There's More to Spring Than Golf and Fishing—May, 75
- SHADOW BOXES
 - Shadow Boxes—Lovely to Look at, Easy to Make—Feb., 62

SHELVES

- Easy-to-do Ideas With a Big Effect—Houseman—June, 37

STAIRS

- Just Ask Us!—March, 94
- The Smart Way to Go Up, The—Monze—Jan., 74

STEPS, see Paths, see also Stairs

STONE

- Remodel it With Stone—May, 92

STORAGE

- Kitchen Designed for Today's Tempo—Thabet—April, 46
- 21 Ways to Get More Storage—March, 33
- Versatile Carport Converts to Summer Fun House—Cobb—April, 40
- We Design a "Clean-up" Room for Spotless Housekeeping—Thabet—June, 40
- SUMMER HOUSE
 - Your Own Home Grounds—Forester—May, 31

T

- TABLE
 - Table for Your Terrace—May, 35
- TABLE SETTING
 - Just Ask Us!—Feb., 16
- TAKE A—June M. Towne
 - Package of Frozen French Fries—Jan., 48
 - Package of Pancake Mix—Feb., 70
 - Can of Baked Beans—March, 52
 - Can of Tomato Soup—March, 53
 - Package of Macaroni—April, 50
 - Can of Corn—May, 59
 - Can of Pineapple—May, 48
 - Packaged of Flavored Gelatin—June, 52
- TERMITES
 - There's More to Spring Than Golf and Fishing—May, 75
- TERRACE, table
 - Table for Your Terrace—May, 35
- TERRACE
 - Family Projects, Unlimited—Kellogg—Jan., 33
 - Remodeled to Accommodate 32 Children—Thabet—March, 10
 - Walk in Beauty—Weston—Jan., 36
- TICKS
 - You're Right . . . Ticks Are Terrible—April, 100
- TIMOTHY FARM
 - We Drop In on the Pete Martins—Martin—March, 30
- TREES
 - "Mothers' Tree"—May, 26

V

- V. I. P., see also Features
 - Talented Couple Invite Us to See Their 260-Year-Old Home—Forester—April, 25
- VIBO FARM
 - I Drop In on the Victor Borges—May, 17
- VACATION HOUSE
 - Build a Vacation House That Can Earn Its Keep—Houseman—March, 14
- VEGETABLES
 - Minimum Space Vegetable Garden—Gilman—May, 89
- VENTILATION, see Cooling
- WALDENSIAN, recipes
 - Good Victuals—Austin—Jan., 44

AUTHOR INDEX

- ABRAHAM, George—Please Do Eat the Nasturtiums—Jan., 26
- AGLE, Janet—How "Open" Must Our Lives Be?—Jan., 21
- AUSTIN, Jean—Good Victuals—Jan., 44—March, 48
- BERRALL, Julia S.—How to Influence Judges and Win Prizes—April, 38
- BOILEAU, Helen Houston—Kitchen Short Cuts—Jan., 50

- BOWEN, Margaret H.—The Clock Strikes Five—Feb., 78
- Going Around in Cycles—March, 71
- The Party Is Simply Electric—June, 32
- BRETT, James W.—The Two-Story Colonial—a Great American Classic—April, 36
- You Need Summer Cooling . . . Wherever You Live—June, 25

- BRIGHTBILL, Dorothy Lambert
 - Room Full of Patterns—Jan., 68
 - "Rambler Rose"—Heirloom in the Making—March, 90
 - Pledge of Allegiance Sampler Kit—April, 42
 - Arrange It—or Paint It—June, 80
- BROWN, Ann Que—Are You Minding Your Own Business?—

- March, 20
- The Heirloom Pop Into the Washer—May, 82
- Plan a Storage Area for Small Appliances—June, 65
- CAMPBELL, Blanche—Please Do Eat the Nasturtiums—Jan., 26
- COBB, Hubbard H.—You Are Looking at Aluminum Skin—Jan., 22

Portfolio of 18 Prize-Winning Houses—Feb., 19
Versatile Carport Converts to Summer Fun House—April, 40
Translated From Spanish to Contemporary American—May, 39
COLE, Laura Dean—Please Do Eat the Nasturtiums—Jan., 26
DARBYSHIRE, Martha—An Entertaining Lady Lives Here—Feb., 63
DAVID, Lester—Man's Best Investment—His Wife—Jan., 35
DE MOTTE, Helen—Market Place—Jan., 82
Market Place—Feb., 108
Market Place—March, 112
Market Place—April, 104
Market Place—May, 100
Market Place—June, 90
ELLIOT, F. E.—The Lazy Man's Set of Garden Tools—June, 77
FORESTER, Leslie R.—Talented Couple Invite Us to See Their 260-Year-Old Home—April, 25
Your Own Home Grounds—May, 29
FRANCIS, Devon—What They Don't Tell You About Foreign Cars—June, 35
GILMAN, William—Minimum Space Vegetable Garden—May, 84
GOWLAND, Peter—Modern Coffee Table—March, 86

GUNDERSON, Barbara Bates—Helter Shelter—March, 36
HECHT, Fred C.—Should I Trade In My House for a New Model?—April, 31
HOUSEMAN, Robert—You Are Looking at Aluminum Skin—Jan., 22
We Design Four Kitchens—Feb., 58
Build a Vacation House That Can Earn its Keep—March, 44
25 Ways to Decorate Under \$50—April, 32
Ready-Made Magic Makes Bedrooms Beautiful—May, 40
Dine Graciously Without a Dining Room—June, 42
Easy-to-do Ideas With a Big Effect—June, 37
KELLOGG, Chet—Family Projects, Unlimited—Jan., 29
LENOX, Barbara—Sometimes One Room Is Better Than Two—May, 88
Two Homes Under One Roof—May, 36
LEWIS, Helen—Blundering Budgets—April, 19
McCUSKEY, Gilma—Make Corsages From Your Garden Flowers—May, 90
MARSHALL, Virginia Stone—Around the World Without a Passport—Feb., 11

MARTIN, Mrs. Pete—Timothy Farm—March, 30—I Drop In on the Victor Borges—May, 17
MERRIM, Lew—Plants Worked a Miracle—March, 37
Plants Worked a Miracle—Part II—April, 80
MONZE, Mary E.—The Smart Way to Go Up—Jan., 74
NICHOLSON, Emelie Danielson—In Indiana Dune Country—Jan., 66
NILSEN, Georg—Early American in a California Setting—June, 30
O'NEILL, Jeanne Lamb—I Hereby Resolve—Jan., 8
PATTERSON, Jean—The Pilgrims Are Coming—Feb., 57
PRENTICE, Perry—Should I Trade In My House for a New Model?—April, 30
RANDLES, Miriam B.—Kitchen Short Cuts—Jan., 50
SMITH, W. T.—How to Use Paint and Varnish Removers—March, 104
SWARTHWOUT, Dave—Try Building on Poles—June, 84
THABET, Virginia E.—A Change for the Brighter—Jan., 60
We Design Four Kitchens—Feb., 58
Remodeled to Accommodate 32 Children—March, 10

Kitchen Designed for Today's Tempo—April, 45
When Your Appliances Act Up—May, 42
Eloquent Fare From the Land of Milk and Honey—May, 60
We Design a "Clean-up" Room For Spotless Housekeeping—June, 40
TOWNE, June M.—Take a Package of Frozen French Fries—Jan., 48
Take a Package of Pancake Mix—Feb., 70
Take a Can of Baked Beans—Take a Can of Tomato Soup—March, 52, 53
Take a Package of Macaroni—April, 50
Take a Can of Pineapple—May, 48
Take a Can of Corn—May, 49
Take a Package of Flavored Gelatin—June, 52
WESTON, Theodore A.—Walk In Beauty—Jan., 37
Beauty Spots—Feb., 53
10-Point Lawn Program for You—April, 85
A Lovely New Dahlia Is Born—April, 12
Get Splash With Iris—June, 44
YOUNG, Joanne Boeshaar—It Cost Little More Than Retail—Feb., 92

CONTRIBUTOR'S INDEX

ALLEN, Reginald, decorator—An Entertaining Lady Lives Here—Feb., 63
ALPER, Mr. & Mrs. Max, home of, —Two Homes Under One Roof—May, 36
BAGLEY, Mr. & Mrs., home of, —Remodeling Reaps Results—Jan., 80
BAILEY, Mrs. Drennan, home of, —Easy-to-do Ideas With a Big Effect—June, 37
BASSEY, Edgar J., home of, —The Smart Way to Go Up—Jan., 74
BELL, Louise Price, —21 Ways to Get More Storage—March, 33
BONNELL, Jane & Ralph, —21 Ways to Get More Storage—March, 81
BORGE, Mr. & Mrs. Victor, home of, —I Drop In on the Victor Borges—May, 17
BOWLBY, Mr. & Mrs. Edward, home of, —Remodeled for Space and Charm—April, 79
BRASSARD, Gertrude, table accessories by, —Jan., 49, Feb., 68
BREAD, Mr. & Mrs. D., letter of, —We Live in Alaska and Love It—Jan., 11
BRIGHTBILL, Dorothy L., flower arrangement of, —How to Influence Judges and Win Prizes—April, 39
BUGG, Bob, drawing of, —Blundering Budgets—April, 19
BURRIS, Mr. & Mrs. H., letter of, —We Live in Alaska and Love It—Jan., 11
CANDIOTTY, Mr. & Mrs., home of, —New Beauty for an Old House—June, 82—21 Ways to Get More Storage—March, 79
CARDE, Gwen, —21 Ways to Get More Storage—March, 35
CHAMBERLAIN, Mr. & Mrs. Samuel, home of, —Talented Couple Invite Us to See Their 260-Year-Old Home—April, 25
CHRISTIES, Randolph, designer, —21 Ways to Get More Storage—March, 35
CLOSE, John, architect, —Room to Grow In . . . —March, 88
COLLINS, Frederic W., architect, —In Indiana Dune Country—Jan., 67
COOK, Mr. & Mrs. E., letter of, —We Live in Alaska and Love It—Jan., 11

COOK, Mr. & Mrs. M., letter of, —We Live in Alaska and Love It—Jan., 11
COOPER, Mr. & Mrs. D., letter of, —We Live in Alaska and Love It—Jan., 11
COPELAND, Rodney H., designer of desk—Winter Projects, Products, and Ideas—Jan., 64
CRUMES, Mr. & Mrs. B., letter of, —We Live in Alaska and Love It—Jan., 11
CUNNINGHAM, Edward, home of, —Your Own Home Grounds—May, 34
CURTIN, Bert, designer, —Easy-to-do Ideas With a Big Effect—June, 39
D'ARCY, Barbara, designer, —Sew . . . Sew . . . Sew . . . It's Almost Spring—March, 43
DAVIS, Mr. & Mrs. G., letter of, —We Live in Alaska and Love It—Jan., 11
DICKEN, Mrs. C. E., decorator, —Sew . . . Sew . . . Sew . . . It's Almost Spring—March, 43
FIRSTENBERG, Mrs., home of, —Two Homes Under One Roof—May, 36
FLAHARTS, Mr. & Mrs. L., letter of, —We Live in Alaska and Love It—Jan., 11
FORD, D. B., home of, —Your Own Home Grounds—May, 34
FRENCH, Dr. & Mrs. John Douglas, home of, —An Entertaining Lady Lives Here—Feb., 63
FREUDEL, Walter, designer, —Easy-to-do Ideas With a Big Effect—June, 38
FUGATE, Frank, home of, —Build for Better Listening—for Summertime Comfort—April, 99
GABLE, Clark, secretary of, —Early American in a California Setting—June, 30
GARCEAU, Mr. & Mrs. Rus, home of, —Early American in a California Setting—June, 30
GLADDENS, George, designer—Table for Your Terrace—May, 35
GORDON, Mr. & Mrs. Larry, home of, —Your Own Home Grounds—May, 30
GRANT, Perry, designer, —Your Own Home Grounds—May, 30

GREENE, Mr. & Mrs. Alex, home of, —It All Started With a Small Bothersome Hole . . . —May, 44
HALE, Mr. & Mrs. Gerald A., home of, —Your Own Home Grounds—May, 30
HALE, Paul, —A Lovely New Dahlia Is Born—April, 13
HAND, Jackson, designer, —Table for Your Terrace—May, 35
home of, —Ideas Worth Copying—April, 92
HARRISON, Mr. & Mrs. J., letter of, —We Live in Alaska and Love It—Jan., 11
HIGHT, Mr. & Mrs. P., letter of, —We Live in Alaska and Love It—Jan., 11
HOLT, Mr. & Mrs. M., letter of, —We Live in Alaska and Love It—Jan., 11
HORN, Mr. & Mrs. J., letter of, —We Live in Alaska and Love It—Jan., 11
HUNTER, Mr. & Mrs. E., letter of, —We Live in Alaska and Love It—Jan., 11
IVIE, Mr. & Mrs. L., letter of, —We Live in Alaska and Love It—Jan., 11
JACKSON, Mr. & Mrs. G., letter of, —We Live in Alaska and Love It—Jan., 11
JARVIS, William Don, designer, —New Beauty for an Old House—June, 82
KIRSTEN, Dorothy, home of, —An Entertaining Lady Lives Here—Feb., 63—21 Ways to Get More Storage—March, 76
KRAMER, Gideon, designer, —21 Ways to Get More Storage—March, 33
KRUCKS, Charles, home of, —Designed With Homework in Mind—May, 76
LANDRY, Mr. & Mrs. G., letter of, —We Live in Alaska and Love It—Jan., 11
LENOX, Barbara, —21 Ways to Get More Storage—March, 34
LEWIS, Mr. & Mrs. P., —We Live in Alaska and Love It—Jan., 11
LINS, Rose Marie, —A Lovely New Dahlia Is Born—April, 14
LLEWELLYN, Mr. & Mrs., home of, —Translated From Spanish to Contemporary American—May, 39

LOEW, David, screen of, —21 Ways to Get More Storage—March, 76
LOGEL, Frank, home of, —Your Own Home Grounds—May, 30
LONGSTRETH, Joseph, home of, —Remodeled to Accommodate 32 Children—March, 10
McCLUSKY, Ellen Lehman, decorator, —Sew . . . Sew . . . Sew . . . It's Almost Spring—March, 42
McEWAN, Alan F., veterinarian, —You're Right . . . Ticks Are Terrible—April, 100
MADDEN, Mr. & Mrs., letter of, —We Live in Alaska and Love It—Jan., 11
MANGAN, John, home of, —Easy-to-do Ideas With a Big Effect—June, 37
MARTIN, Mr. & Mrs. Charles, laundry of, —21 Ways to Get More Storage—March, 34
MARTIN, Mr. & Mrs. Pete, home of, —We Drop In on the Pete Martins—March, 29
MEILLAND, Francis, —Top Roses for 1960—June, 14
MERKT, Mrs. Adolph J., home of, —The Clock Strikes Five—Feb., 78
MERRIAM, Betty B., flower arrangement of, —How to Influence Judges and Win Prizes—April, 39—Arrange It—or Paint It—June, 80
MIKKOLA, Mr. & Mrs. W. H., letter of, —We Live in Alaska and Love It—Jan., 11
MILLER, Grambs, drawings of, —Arrange It—or Paint It—June, 80
MINOTTAS, Gabriel, home of, —Ideas Worth Copying—April, 95
MITCHELL, Cap. & Mrs. S. G., home of, —It Cost Little More Than Retail—Feb., 92
OAKES, Mr. & Mrs. P., letter of, —We Live in Alaska and Love It—Jan., 11
OSBORN, drawing by, —Man's Best Investment—His Wife—Jan., 34
ORR, J. M., information, —Winter Projects, Products, and Ideas—Jan., 64
PANKRATZ, Mr. & Mrs. F., letter of, —We Live in Alaska and Love It—Jan., 11
PARKS, Solon, —Mothers' Tree—May, 26

PARSONS, Dr. Robert, home of,
—Your Own Home Grounds—
May, 30
POWELL, Mr. & Mrs. V., letter of,
—We Live in Alaska and Love It
—Jan., 11
REED, Sylvia, designer,—21 Ways
to Get More Storage—
March, 34, 76
ROSS, Pete, designer, Sew . . .
Sew . . . Sew . . . It's Almost
Spring—March, 42
SANFORD, Francis & Bette,
home of,—A Change for the
Brighter—Jan., 60
SCHIPPER, Frances,—Decorate a
Cake for That Special Occasion
—June, 56
SCHIPPER, Frances, home of,—
Ideas Worth Copying—April, 92

SCOTT, Mr. & Mrs. W., letter of,—
We Live in Alaska and Love It—
Jan., 11
SCRIBNER, Mr. & Mrs. A., letter
of,—We Live in Alaska and Love
It—Jan., 11
SHERWOOD, Mr. & Mrs. B.,
letter of,—We Live in Alaska
and Love It—Jan., 11
SHALES, Mr. & Mrs. Barry,—
Sometimes One Room Is Better
Than Two—May, 88
SHOEMAKER, Mr. & Mrs. E.,
letter of,—We Live in Alaska
and Love It—Jan., 11
SMITH, Mr. & Mrs. D., letter of,—
We Live in Alaska and Love It—
Jan., 11

SOLOWINSKI, Ray, home of,—
Your Own Home Grounds—
May, 31
STEVENS, Mrs. C. T., home of,—
Contemporary—With Warmth—
April, 97
STEVENS, Jack, decorator,—An
Entertaining Lady Lives Here—
Feb., 63
SWIM, Herbert C.,—Top Roses for
1960—June, 14
THOMPSON, Mrs. W. Z., flower—
A Lovely New Dahlia Is Born—
April, 70
TIPPIT, Jack,—Cartoon—May, 13
TYLER, Mr. & Mrs., J., letter of,—
We Live in Alaska and Love It—
Jan., 11
VANNONI, Yolando, builder,—
Build a Vacation House That
Can Earn Its Keep—March, 44

WARRENS, Mr. & Mrs. C., letter
of,—We live in Alaska and Love
It—Jan., 11
WESSELS, Harry, home of,—
Ideas Worth Copying—April, 94
WESTMORE, Perc, mention of,—
We Drop in on the Pete Martins
—March, 29
WEXLER, Mr. & Mrs. Sidney,
home of,—Your Own Home
Grounds—May, 34
WHEELER, Ralph W.,—A Lovely
New Dahlia Is Born—April, 14
WITZIG, Fred, drawing,—When
Your Appliances Act Up—
May, 42
WYMAN, Mr. & Mrs., Stephen,
home of,—Ideas Worth Copying
—April, 94

TITLE INDEX

A CHANGE FOR THE BRIGHTER—
Virginia E. Thabet—Jan., 60
A LOVELY NEW DAHLIA IS BORN—
Theodore A. Weston—April, 12
AN ENTERTAINING LADY LIVES
HERE—Martha Darbyshire—
Feb., 63
ARE YOU MINDING YOUR OWN
BUSINESS?—Ann Que Brown—
March, 20
AROUND THE WORLD WITHOUT A
PASSPORT—Virginia Stone
Marshall—Feb., 11
ARRANGE IT—OR PAINT IT—
Dorothy Lambert Brightbill—
June, 80
BE A FRENCH CHEF—Feb., 66
BEAUTY SPOTS—Theodore A.
Weston—Feb., 53
BLUNDERING BUDGETS—
Helen Lewis—April, 19
BUILD A VACATION HOUSE THAT
CAN EARN ITS KEEP—
Robert W. Houseman—March, 44
BUILD FOR BETTER LISTENING—FOR
SUMMERTIME COMFORT—
April, 98
CALORIE CHART FOR CALORIE
COUNTERS—March, 61
CAR SAFETY—March, 98
CARE AND CLEANING OF FLOORS—
April, 66
CLOCK STRIKES FIVE, THE—
Margaret H. Bowen—Feb., 78
CONTEMPORARY—WITH WARMTH—
April, 96
DECORATE A CAKE FOR THAT
SPECIAL OCCASION—June, 56
DELECTABLE DISHES FOR DIETERS—
March, 59
DESIGNED WITH HOMEWORK IN
MIND—May, 76
DINE GRACIOUSLY WITHOUT A
DINING ROOM—
Robert W. Houseman—June, 42
DOUBLED WHEN STUFFED—Feb., 68
DRAMA WITH FLOOR PATTERNS—
March, 110
EARLY AMERICAN IN A CALIFORNIA
SETTING—Georg Nilsen—
June, 30
EASY-TO-DO IDEAS WITH A BIG
EFFECT—Robert W. Houseman—
June, 37
EASY-TO-MAKE JAMS AND JELLIES—
June, 66
EASY-TO-MAKE ICE CREAM MOLDS—
Jan., 42
ELOQUENT FARE FROM THE LAND OF
MILK AND HONEY—
Virginia E. Thabet—May, 60
FAMILY FOOD—
Saturday Night Suppers—
Jan., 40
Doubled When Stuffed—Feb., 68
Delectable Dishes for Dieters—
March, 58
You Can Still Feed Four for
\$1.50—April, 48
Next Move Is to the Porch—
May, 50
Summer Casseroles—June, 50
FAMILY PROJECTS, UNLIMITED—
Chet Kellogg—Jan., 29
FRENCH MENU, THE—March, 68
FIFTY-NINE DEBUTANTES, THE—
Jan., 18

FROM GRANDMA'S HAT—Jan., 70
GET SPLASH WITH IRIS—
Theodore A. Weston—June, 44
GO ORIENTAL FOR SUMMER
ENTERTAINING—June, 18
GOING AROUND IN CYCLES—
Margaret H. Bowen—March, 71
GOOD VICTUALS—Jean Austin—
Waldensian Cookery—Jan., 44
GOURMET BUFFET FOR 12—
March, 48
GRANDMA MEASURED BY GUESS AND
BY GOSH—May, 70
HEIRLOOM POPS INTO THE WASHER,
THE—Ann Que Brown—May, 82
HELTER SHELTER—Barbara Bates
Gunderson—March, 36
HOUSE PAINTS—Jan., 73
HOUSEHOLD HINTS—April, 76
HOW "OPEN" MUST OUR LIVES BE?
—Janet Agle—Jan., 21
HOW TO INFLUENCE JUDGES AND
WIN PRIZES—Julia S. Berrall—
April, 38
HOW TO MAKE SHRIMP BISQUE—
May, 68
HOW TO USE PAINT AND VARNISH
REMOVERS—W. T. Smith—
March, 104
I DROP IN ON THE VICTOR BORGES—
Mrs. Pete Martin—May, 17
I HEREBY RESOLVE—Jeanne Lamb
O'Neill—Jan., 8
IDEAS WORTH COPYING—April, 92
IN INDIANA DUNE COUNTRY—
Emelie Danielson Nicholson—
Jan., 66
IT ALL STARTED WITH A SMALL,
BOTHERSOME HOLE . . .—May, 44
IT COST LITTLE MORE THAN RETAIL
—Joanne B. Young—Feb., 92
JUST ASK US!—Feb., 14
March, 18
"KAFFEE KLATSCH AT MY HOUSE IN
20 MINUTES"—April, 52
KITCHEN DESIGNED FOR TODAY'S
TEMPO—Virginia E. Thabet—
April, 45
KITCHEN SHORT CUTS—Miriam B.
Randles & Helen Houston
Boileau—Jan., 50
LAUNDRY TIPS—June, 56
LAZY MAN'S SET OF GARDEN TOOLS,
THE—F. E. Elliot—June, 77
LOOK IT'S NEW—Jan., 78
March, 24—April, 16
May, 72—June, 18
MAKE CORSES FROM YOUR
GARDEN FLOWERS—Gilma
McCuskey—May, 90
MALE CORNER, THE—Jan., 64
MAN'S BEST INVESTMENT—HIS
WIFE—Lester David—Jan., 35
MARKET PLACE—Helen De Motte—
Jan., 82
Feb., 108
March, 112
April, 104
May, 100
June, 90
MINIMUM SPACE VEGETABLE
GARDEN—William Gilman—
May, 84
MODERN COFFEE TABLE—
Peter Gowland—March, 86
"MOTHERS' TREE"—May, 26

NEW BEAUTY FOR AN OLD HOUSE—
June, 82
NEW CHARM FOR AN OLD FIREPLACE
—April, 102
NEW FOR YOUR GARDEN—June, 7
NEW FRUITS AND VEGETABLES FOR
'59—Feb., 106
NEWS IN FOOD—Feb., 72
NEXT MOVE IS TO THE PORCH—
May, 51
PARTY IS SIMPLY ELECTRIC, THE—
Margaret H. Bowen—June, 32
PILGRIMS ARE COMING, THE—
Jean Patterson—Feb., 57
PLAN A STORAGE AREA FOR SMALL
APPLIANCES—
Ann Que Brown—June, 65
PLANTS WORKED A MIRACLE—
Lew Merrim—March, 37
April, 80
PLEASE DO EAT THE NASTURTIUMS
Geo. Abraham, Blanche
Campbell & Laura D. Cole—
Jan., 26
PLEDGE OF ALLEGIANCE SAMPLER
KIT—Dorothy Lambert
Brightbill—April, 42
PORTFOLIO OF 18 PRIZE-WINNING
HOUSES—Hubbard H. Cobb—
Feb., 19
PUT UP YOUR OWN BOAT DOCK—
May, 80
"RAMBLER ROSE"—HEIRLOOM IN
THE MAKING—Dorothy Lambert
Brightbill—March, 90
READER'S EXCHANGE—Feb., 6
May, 6
READY-MADE MAGIC MAKES
BEDROOMS BEAUTIFUL—
Robert W. Houseman—May, 40
REMODEL WITH STONE—May, 92
REMODELED FOR SPACE AND CHARM
—April, 79
REMODELED TO ACCOMMODATE 32
CHILDREN—Virginia E. Thabet
—March, 10
REMODELING REAPS RESULTS—
Jan., 80
RESILIENT FLOORING—June, 11—
William I. Hennessey
ROOM FULL OF PATTERNS—Dorothy
Lambert Brightbill—Jan., 68
ROOM TO GROW IN . . .—March, 88
SATURDAY NIGHT SUPPERS
—Jan., 40
SEW . . . SEW . . . SEW . . . IT'S
ALMOST SPRING—March, 42
SHADOW BOXES—LOVELY TO LOOK
AT, EASY TO MAKE—Feb., 62
SHOULD I TRADE IN MY HOUSE FOR
A NEW MODEL?—Fred C. Hecht &
Perry Prentice—April, 30
SMART WAY TO GO UP, THE—
Mary E. Monze—Jan., 74
SOME HANDY TIPS—May, 98
SOMETIMES ONE ROOM IS BETTER
THAN TWO—Barbara Lenox—
May, 88
SUMMER CASSEROLES—June, 50
TABLE FOR YOUR TERRACE—May, 35
TABLE SAW TIPS—March, 108
TAKE A—June M. Towne
PACKAGE OF FROZEN FRENCH
FRIES—Jan., 48
PACKAGE OF PANCAKE MIX—
Feb., 70
CAN OF BAKED BEANS—March, 52

CAN OF TOMATO SOUP—March, 53
PACKAGE OF MACARONI—April, 50
CAN OF CORN—May, 49
CAN OF PINEAPPLE—May, 48
PACKAGE OF FLAVORED GELATIN—
June, 52
TALENTED COUPLE INVITE US TO
SEE THEIR 260-YEAR-OLD HOME
—Leslie R. Forester—April, 25
10-POINT LAWN PROGRAM FOR YOU
—Theodore A. Weston—
April, 85
THERE'S MORE TO SPRING THAN
GOLF AND FISHING—May, 75
TIMOTHY FARM—
Mrs. Pete Martin—March, 30
TOP ROSES FOR 1960—June, 14
TRANSLATED FROM SPANISH TO
CONTEMPORARY AMERICAN—
Hubbard H. Cobb—May, 39
TRY BUILDING ON POLES—
Dave Swartwout—June, 84
21 WAYS TO GET MORE STORAGE—
March, 33
25 WAYS TO DECORATE UNDER \$50—
Robert W. Houseman—April, 32
TWO HOMES UNDER ONE ROOF—
Barbara Lenox—May, 36
TWO-STORY COLONIAL—A GREAT
AMERICAN CLASSIC—
James W. Brett—April, 36
VERSATILE CARPORT CONVERTS TO
SUMMER FUN HOUSE—
Hubbard H. Cobb—April, 40
WE DROP IN ON THE PETE MARTINS
—March, 29
WALK IN BEAUTY—Theodore A.
Weston—Jan., 36
WE DESIGN A "CLEAN-UP" ROOM
FOR SPOTLESS HOUSEKEEPING—
Virginia E. Thabet—June, 40
WE DESIGN FOUR KITCHENS—
Virginia E. Thabet & Robert W.
Houseman—Feb., 58
WE LIVE IN ALASKA AND LOVE IT—
Jan., 11
WHAT IT COSTS TO MAINTAIN A
POOL—June, 16
WHAT THEY DON'T TELL YOU
ABOUT FOREIGN CARS—
Devon Francis—June, 35
WHAT YOU AND YOUR WIFE
SHOULD KNOW ABOUT WILLS—
IN CASE YOU DIE TOGETHER—
—May, 10
WHEN YOUR APPLIANCES ACT UP—
Virginia E. Thabet—May, 42
WINTER PROJECTS, PRODUCTS, AND
IDEAS—Jan., 64
YOU ARE LOOKING AT ALUMINUM
SKIN—Hubbard H. Cobb,
Robert W. Houseman—Jan., 22
YOU CAN MAKE A TABLE FOR YOUR
TERRACE—May, 35
YOU CAN STILL FEED FOUR FOR
\$1.50—April, 48
YOU CAN WASH YOUR WINTER
WOOLENS—June, 74
YOU NEED SUMMER COOLING . . .
WHEREVER YOU LIVE—
James W. Brett—June, 25
YOU SHOULD KNOW—Jan., 46
June, 54
YOUR OWN HOME GROUNDS—
Leslie R. Forester—May, 29
YOU'RE RIGHT . . . TICKS ARE
TERRIBLE—April, 100