

# AMERICAN HOME

JUNE 35¢

MAY 22 1964  
UNIVERSITY OF NORTH CAROLINA  
AT GREENSBORO

FOR ACTIVE YOUNG HOMEMAKERS

## ENTERTAIN FOR THE FUN OF IT

Make your getaway to the porch, pool, patio – on deck too!

**Instant vacation house for under \$6000**


**Foods to wow your guests • Tables set with flair**





# NOW! CHOICE OF 7 FRIGIDAIRE WORK-SAVERS HAND-SAVERS • TIME-SAVERS HEALTH-SAVERS • FROWN-SAVERS

they're the 1967 **S<sup>UPER</sup>URGE** mobile dishwashers



Model DW-C1ML, shown in Two-Tone Tahitian Green. Available in other colors.

Model DW-ITL, in Snowcrest White.

*7 new dishwashers, sized and priced to fit your needs and budget!*

They're **WORK-SAVERS** because exclusive Super-Surge Washing Action in each of the 7 models drenches dishes really clean. And they handle big loads. Models shown hold 16 table-settings (NEMA). Racks roll right out on all Dishmobiles. And the special swing-up top rack on the top loader (shown) locks in place . . . makes loading and unloading simpler, too.

They're **HAND-SAVERS** . . . just see if your skin doesn't look smoother soon.

They're **TIME-SAVERS** because you simply roll the dishwasher to the sink, load it, hook it up, turn it on. No need for pre-rinsing at all.

They're **HEALTH-SAVERS** because they get dishes a lot cleaner than hand washing, and a hot water wash helps sanitize dishes for the whole family.

They're **FROWN-SAVERS** because they carry our **EXCLUSIVE 5-YEAR WARRANTY**—1-Year Warranty for repair of any defect, plus 4-year Protection Plan (parts only) for furnishing replacement for any defective part in the motor, pump or water circulating system.

Save yourself for nicer things than doing dishes! See all 7 models and pick your favorite at your Frigidaire Dealer's . . . soon!

P.S.—An extra convenience with all 4 Dishmobiles . . . each can convert to a built-in any time later.

move up to **S<sup>UPER</sup>URGE** Dishwashing this Spring!

**FRIGIDAIRE**  
PRODUCT OF GENERAL MOTORS





The  
"His and Hers" toaster.  
Makes light and dark  
at the same time.

Toastmaster's 4-slice toaster has separate controls for each pair of slots, so you can toast 2 slices light and 2 slices dark. Pops up a family-size order of toast just the way each of you like it. Toastmaster's compact cabinet takes up less space, stores easily.

And your Toastmaster toaster is sure to work right when you get it because every one is tested with toast before it leaves the factory (you may even find a crumb inside to prove it).

For a gift or for yourself, see the Toastmaster model D111 at your favorite store soon.


**TOASTMASTER** McGraw Edison

TOASTERS • COFFEE MAKERS • BROILERS • IRONS • FRY PANS • PORTABLE VACUUM CLEANERS  
• WAFFLE BAKERS • MIXERS • BLENDERS • CAN OPENERS • HAIR DRYERS • HAIR CLIPPERS • VIBRA-  
TORS • SHOE POLISHERS • POWER TOOLS • FANS • HEATERS • HUMIDIFIERS • ELECTRIC KNIVES  
• BUFFET RANGES • TOASTMASTER DIVISION • MCGRAW-EDISON COMPANY • ELGIN, ILLINOIS





# SEE HOW CASCADE ELIMINATES DISHWASHER DROPS THAT SPOT!



Washed in water without Cascade.

Washed in water with Cascade.

## Only Cascade has Chlorosheen for spotless dishes!

You discover how amazingly spotfree your dishes can be when you discover amazing Cascade with Chlorosheen! Instead of ugly spots, you get sparkle. Instead of towel touch-ups, you take your dishes straight from dishwasher to table. Cascade's exclusive spotfighting ingredient, Chlorosheen, makes the difference. It makes water rinse off in clear sheets, so drops that spot don't form. Try this toothpick test yourself to see how Cascade with Chlorosheen works:

A toothpick can't pry a water drop from a glass. The drop holds tight.

Toothpick is dipped into Cascade solution. Then, touched to the drop.

Poof! Cascade with Chlorosheen makes the drop lose its-grip!





# AMERICAN HOME

JUNE 1967

VOL. LXX, NO. 5

FOR AMERICA'S YOUNG HOMEMAKERS

HUBBARD H. COBB, EDITOR

HELEN DE MOTTE  
Managing Editor

JEAN LA MUNIERE  
Art Director

LESLIE R. FORESTER  
Copy Director

ALAN C. BORG  
Building

VIRGINIA T. HABEED  
Food and Home Equipment

VERA D. HAHN  
Decorating

EVANTHIA KONDONELLIS  
Garden

DOROTHY L. BRIGHTBILL  
Home Projects

ANN MC LAUGHLIN  
Market Place

JOSEPH TAVERONI  
Art Editor

NANCY CARPENTER GRAY  
Pacific Coast

FERDINAND D'ESPOSITO  
Production Coordinator

HELEN W. CANHAM  
Assistant to the  
Managing Editor

ASSOCIATES  
Arthur J. Maher/Building  
Frances M. Crawford/Food  
Barbara Behen Karr/Equipment

ASSISTANTS  
Lietta Dwork  
Nancy Anne Hecht  
Dorothy B. Humanitzki  
Arlene Petroff  
Renee B. Prowitt  
Marcia Spires  
Alexandra Walker

Our Cover: For how to entertain just for the fun of it, see page 62.

J. M. CLIFFORD President  
JOHN L. COLLINS Publisher

© 1967 The Curtis Publishing Company, Philadelphia, Pa. 19105. All rights reserved. Title reg. U.S. Patent Office. Published monthly except Summer (July-August) and Winter (January-February) issues; ten issues per year. Second-class postage paid at Philadelphia, Pa., and at additional mailing offices. Authorized as second-class mail by the Post Office Department, Ottawa, Canada, and for payment of postage in cash. All mail concerning subscriptions should be addressed to American Home, Subscription Service, Phila., Pa. 19105. SUBSCRIPTION PRICES: U. S. and Possessions and Canada: One year \$3.00. Pan-American countries: One year \$4.00. All other countries: One year \$4.50. UNCONDITIONAL GUARANTEE: We agree upon request direct from subscribers to American Home, Independence Square, Phila., Pa. 19105, to refund the full amount paid for any copies not previously mailed. THE CURTIS PUBLISHING COMPANY, J. M. Clifford, President; Mary Curtis Zimbalist, Sr. Vice Pres.; Cary W. Bok, Sr. Vice Pres.; Leon J. Marks, Sr. Vice Pres.; G. B. McCombs, Sr. Vice Pres.; Maurice W. Poppe, Sr. Vice Pres.; Gloria L. Swett, Vice Pres.; Secretary: Kenneth B. Artz, Treasurer; John L. Collins, Vice Pres. and Publisher of American Home. The Company also publishes The Saturday Evening Post, Ladies' Home Journal, Holiday, and Jack and Jill. Executive offices, American Home, Independence Square, Philadelphia, Pennsylvania 19105. Editorial and advertising offices, American Home, 641 Lexington Avenue, New York, New York 10022.

CHANGE OF ADDRESS: If you plan to move, please notify our subscription department, American Home, Subscription Service, Phila., Pa. 19105, at least eight weeks in advance of your move. Send new and old address and, if possible, label from a recent copy.

## HOMES AND MAINTENANCE

- 30 Mainly for Men: New Products
- 78 Decks With a Difference
- 81 Remember Screened Porches?
- 82 River House Revisited (Order Form for Plans on Page 111)
- 92 Why People Never Leave Home
- 94 Spruce Up Your Outdoor Furniture
- 112 Instant Vacation House for Under \$6000

## DECORATING

- 46 What Does it Mean: Upholstered Furniture Terms
- 48 Decorating Clinic
- 58 Decorating Newsletter
- 62 Let's Have a Party Just Like That!
- 63 Serve Curry on a Cart
- 65 Sea Fare at the Dock
- 67 Salads by the Pool
- 68 Hors d'Oeuvres Can Make a Meal
- 74 The Informal Approach
- 76 Vacation From Care

## FOODS, KITCHENS, AND EQUIPMENT

- 84 Where the Action Is
- 86 So You're Learning to Cook
- 88 The In Look for Outdoor Cooking
- 99 Foods for Your Party
- 99 Serve Curry on a Cart
- 100 Hors d'Oeuvres Can Make a Meal
- 102 Sea Fare at the Dock
- 104 Salads by the Pool
- 110 Strictly for Fun
- 114 News and Notes

## GARDENING

- 44 Daylilies Flamboyant and Shy
- 70 Gardens to Live In

## HOME PROJECTS

- 10 Cross-Stitch for the Nursery
- 22 Build a Tool Shed

## GENERAL FEATURES

- 4 Dear Reader
- 6 Behind the Scenes
- 12 The Family Pet: How to Teach Your Dog Tricks
- 16 Money Management: Borrowing Money for New Home Furnishings
- 19 Books and Booklets
- 33 Sonnets From a Porchophile
- 34 Beauty at Home: Who Needs to Be Born Beautiful?
- 38 Health in the Home: Warm Weather Hazards—Insect Stings
- 40 Toward a Better Community: Must Gas Stations Be Garish?
- 52 The Most From Your Automobile:  
Up-to-the-Minute Vacation Tips
- 54 How to Give a Child a Rare Vacation
- 61 Be Informal, It's Such Fun
- 96 Shopping Information

## SHOP BY MAIL

- 117 Market Place

### ALL CORRESPONDENCE RELATING TO YOUR SUBSCRIPTION

should be accompanied by your address label. If you are receiving duplicate copies, please send both labels. We are able to answer inquiries by telephone in many areas. Please note your number here:

AREA CODE: \_\_\_\_\_ PHONE: \_\_\_\_\_

ADDRESS ALL INQUIRIES TO:  
Subscription Service, The Curtis Publishing Company,  
Independence Square, Philadelphia, Pennsylvania 19105

SUBSCRIPTION PRICES:  
U.S. and Possessions and Canada: One year \$3.00.  
Pan American countries: One year \$4.00.  
All other countries: One year \$4.50.

TO CHANGE OR CORRECT YOUR ADDRESS—Attach label from your latest copy here and show new address below—include zip code. When changing address please give six weeks notice.

Miss  
Mrs.  
Mr.

name (please print) \_\_\_\_\_

address \_\_\_\_\_

city \_\_\_\_\_

state \_\_\_\_\_

zip code \_\_\_\_\_

feel cool...



feel clean...



feel fresh



as a flower

Be your own dainty, feminine self even on problem days. Tampax tampons make the difference. Worn internally, they're invisible and unfelt when in place. You can trust them — implicitly. Never any odor; it just can't form. Never any need for bulky belts, pins, pads. They're the truly cool, clean, fresh, feminine way. Available in your choice of 3 absorbency-sizes: Regular, Super and Junior, wherever such products are sold.



DEVELOPED BY A DOCTOR  
NOW USED BY MILLIONS OF WOMEN  
TAMPAX® TAMPONS ARE MADE ONLY BY  
TAMPAX INCORPORATED, PALMER, MASS.





# DEVILISH

**THE WILD NEW ROYAL NO-BAKE  
DEVIL'S CREAM PIE.  
YOU "BAKE" IT IN YOUR REFRIGERATOR!**



Tempting new idea...  
a double-layer pie!  
Rich, moist and devil's food  
fudgy on the bottom. On  
top, a creamy layer spiced  
with a racy tang. The  
total taste is diabolically  
delicious! Better try it.  
Complete with filling and  
chocolate cookie crumbs  
for crust.

**MORE ROYAL NO-BAKES YOU'LL LOVE:  
CHEESE CAKE, DUTCH CHOCOLATE, NESSELRODE AND  
LEMON CONFETTI PIES.**



## DEAR READER

This issue contains lots of suggestions for happier entertaining. It also provides us with the chance to sound off on one of our favorite topics namely, getting the hostess back among the guests.

In the old days, a hostess was very much in evidence at her own party with a retinue of servants to back her up. She not only was allowed to mingle with the guests, she pretty much ran the show. When the conversation started to lag she was there to give it a shot in the arm. She was the one who could sweetly and gently shut up a loudmouth bore, and change the topic of conversation to something more stimulating. She was, in fact, very similar to the conductor of an orchestra bringing out the very best qualities of her guests, just as the conductor brings out the best qualities of his musicians and the music.

The traditional role of the host, on the other hand, was simply to sit opposite the hostess and pour the wine, keep quiet and smile.

Today, things are different. The host is very much in evidence, but you almost never see the hostess. She spends those happy hours in the kitchen preparing and serving all the goodies, waiting on table, and doing various and sundry scullery activities. If she does manage to join the group for a few brief moments it's only a matter of minutes before she must rush back to attend to some other culinary activity. At the table, you can't really expect too much from her in the way of spirited talk because the poor girl is probably exhausted. She has worked like a horse all day to get ready for the party and to make sure that all her guests are getting exactly what they want, when they want it.

We would personally prefer a hostess to put less emphasis on exotic canapés, the involved entrées, and the devastating desserts if it would mean that she would have more time to devote to her traditional role—that of hostess. It is delightful, of course, to have delicious foods, beautifully served, but if it means sacrificing the hostess for this cause, is it really worth it?

When we sally forth to a friend's house for dinner we look forward to talking to them and their friends, to good conversation, to new ideas, to the give and take that can occur at a party around the dinner table. This could only happen if you have a hostess, and by that we mean a hostess who is running the show.

If good party conversation is becoming a lost art and sometimes it is, it is probably not so much that we are more dull and less witty than our parents and grandparents. Perhaps we miss the key ingredient, the hostess that provides the spark and direction for the party and the stimulation of her guests.

HUBBARD COBB  
EDITOR



# "Why doesn't it hurt when they cut my hair?"



## The **New** Book Of Knowledge answers your child's questions.

### Curiosity . . . Your Child's First Teacher

Just as children develop muscle and coordination by playing, they develop their minds by asking questions. Lots of questions. They look to you for the answers. You give them the answers you can . . . then help them to find the answers you can't. You'll want to provide these answers easily, clearly and correctly.

### Readers are Leaders

The New Book of Knowledge directs a child's attention to the kind of literature he should read. As he seeks more, he learns to read more. **This Completely New, Alphabetically Arranged Set Carries Him Into The Entire Fascinating World of Knowledge.** History, geography, literature, the sciences, art, music. All are presented so vividly that they excite a child into reading more and more, and still more.

### The Ladder to Success

Every page, sentence, and picture helps build his desire to learn. In a short time you will have the thrill of seeing mental powers broadened, watching the development of a young mind at the precious age when facts are absorbed readily and quickly. The New Book of Knowledge will help your child to help himself in the complex years ahead. The boy or girl who has The New Book of Knowledge has a better chance to do better both in school and in later life.

### Ten Years of Research

More than ten years of educational research and millions of dollars have been spent in developing The New Book of Knowledge; the first completely new alphabetical encyclopedia for children in the past thirty years. Its content is approved by eminent educators who are authorities on today's educational needs.

### Classroom-Tested

Classrooms across the country became the proving ground to make sure that the articles in The New Book of Knowledge meet today's exacting curriculum requirements. Result: When your child looks for information, he gets the same kind of answers he gets in school. The New Book of Knowledge is a vital element in classroom teaching, but as Margot Hanley, teacher, Fairfield, Conn.,

says: "A teacher can only do so much. Not only in school, but after school, in the home, that's when children need The New Book of Knowledge".

### The New Book of Knowledge

- 9,700 Pages, 20 volumes • 85,000 index entries.
- 22,400 Illustrations, 13,000 of them in color, more color illustrations than any other encyclopedia now in print.
- Every major article signed by the author or reviewer.
- The first completely new children's encyclopedia in thirty years.
- Ivory Sturdite binding, with gold and royal blue stamping.

### Send for Free Booklet

To introduce you to The New Book of Knowledge, we will send you absolutely free a colorful booklet describing this completely new, exciting set. See its new alphabetical arrangement, its clear, easy-to-read type, the beautiful color illustrations, new modern volume-by-volume indexing, which make this the ideal encyclopedia for your children. Simply clip the coupon and mail it today.

## The **New** Book Of Knowledge

Putnam Valley, New York 10579

I want to know more about The New Book of Knowledge. Please send me my free copy of your colorful booklet.

There are \_\_\_\_\_ children in my family, ages \_\_\_\_\_

Name \_\_\_\_\_

Address \_\_\_\_\_ County \_\_\_\_\_

City \_\_\_\_\_ State \_\_\_\_\_ Zip \_\_\_\_\_

▲ A Publication of Grolier Incorporated.

AM. HOM. 6-67





# Burn a pan tonight.



## Then rescue it with new Rescue® soap pads.

Rescue attacks burnt-on crust.  
Lifts away burnt-on grit.  
Cuts through burnt-on grime.  
Outcleans even steel wool.



And there's  
no metal  
in Rescue to rust or splinter.

For Teflon® try new Scotchbrite® Cookware Scrub'n Sponge




## BEHIND THE SCENES

The time of the year has come for turning to the outdoors and to casual, easy-going living. This issue of *American Home* concentrates on this subject . . . but by no means is it limited to this theme. Take a look at three of our contributors. One is a landscape architect, one an architecture critic, and the third a free-lance writer who concentrates on medical features. Each has helped make this month's issue one we feel you'll enjoy reading indoors or out—summer or winter.



*William Kapranos is a landscape architect and planning consultant. A member of the American Society of Landscape Architects, he has been in continuous practice (with the exception of the Korean War) in Marin County, California, since 1946. His work has involved all fields of landscape design, including residential, commercial, institutional, parks, and subdivisions. A garden which he designed appears on page 73.*


*Wolf Von Eckardt is the architecture critic of the Washington Post and writes the weekly column "Cityscape." He recently won the 1967 National Headliners Club award for the best special feature column. The author of the forthcoming *Shouting in Isolation—Architecture and the Urban Crisis*, Von Eckardt is well known for his concern for America's urban planning. Previous books include *The Challenge of Megalopolis* (Macmillan, 1964) and *Life for Dead Spaces* (with Charles M. Goodman) (Harcourt, Brace, & World, 1963). In this issue we present the first of his series of articles entitled "Toward a Better Community." His story begins on page 40.*



*Annette Francis Benjamin, author of our "Health in the Home" column, first became interested in medicine when she met her husband, internist Dr. Bry Benjamin. Through the years she has attended medical conferences with him and assisted at his office. The Benjamins are now working on their second book, enjoying life with their three-year-old son, and actively pursuing a wide range of other interests. Annette is also an accomplished pianist.*



**"What're you  
supposed to be,  
Rin-Tin-Tin  
or something?"**



You can't put a dog on Gravy Train and expect him to behave like the same old la-di-da dog. Gravy Train is no la-di-da dog food.

**Gravy Train makes a dog feel like Rin-Tin-Tin.**

It's all in the way we at Gaines make Gravy Train. It isn't just stuff to fill him. Gravy Train is great hunks of good food he can bite into. And because we feel that dogs, like anyone else, like to enjoy what they're eating, we make



Gravy Train so it makes its own beefy gravy when you add water.

Or don't add water and you've got a good, dry dog food.

Wet or dry, Gravy Train® is a complete basic meal you can serve your dog every day. And when your dog starts feeling like Rin-Tin-Tin, imagine how great you're going to feel.





# Spend the night with Morgan Jones





# Our very own Dorothy Liebes Collection will make your dreams come true.

Can you resist?

Don't even try.

Keep your Morgan Jones on. All night long. It can take it . . . so don't take it away.

Let one of these beauties go to your bed. And stay there. They're daringly decorative. They're bursting with color. They're by the famous fabric designer Dorothy Liebes. All machine-washable. All go straight to bed from the dryer.

Sleep in beauty, you beautiful thing.

Spend the night with Morgan Jones.

Rose and Crown (opposite). Antique Gold, Persimmon, Cranberry, Olive, Ming Blue, Walnut. Twin size: \$25.00, full size: \$27.50.

Quadrille (top left). Pumpkin, Jade, Avocado, Cranberry, Ebony. Twin size: \$17.98, full size: \$19.98.

Galaxy (top right). Antique Gold, Flame, Hemlock, Antique Ivory. Twin size: \$19.98, full size: \$22.98.

Celestial (lower left). Aqua, Carnation, Antique Gold. Twin size: \$19.98, full size: \$22.98.

Lorelei (lower right). Carnation, Aqua, Plum, Ming Blue, Walnut. Twin size: \$35.00, full size: \$37.50.




**Morgan-Jones**



SPRINGS MILLS, INC. 1104 WEST 40TH ST. NEW YORK, N.Y. 10018




# CROSS-STITCH FOR THE NURSERY



Make a delightful nursery decoration—either one makes a unique baby gift. Your child will have fun being measured on the Grow Chart. Cross-stitch it boldly; tape measure and pennant keep track of added inches. Design is stamped on white piqué (needs no hemming). Kit includes floss, pennant, tape measure, and hanger. Size, 11x36". Cross-stitch these favorite nursery companions (above) for a Birth Record, then print in child's name and necessary data; embroider in outline stitch. Design is stamped on 100 percent linen. Kit includes embroidery floss. Size, 12x14".

Cross-stitch this version of a child's prayer. Mother animals and their young frame the familiar words.



AMERICAN HOME MAGAZINE,  
Dept. BGS, P.O. Box 76, New York, N.Y. 10046

I enclose \$\_\_\_\_\_ for item(s) checked below. (Kits include embroidery floss and color chart.)

- \_\_\_\_ Grow Chart GS-167 . . . . . \$2.00
- \_\_\_\_ Birth Record BS-166 . . . . . \$1.50
- \_\_\_\_ Frame for Birth Record BS/F . . . . . \$4.98
- \_\_\_\_ Child's Prayer CPJ-152 . . . . . \$2.00
- \_\_\_\_ Color catalog of available kits . . . . . .25

Fill out coupon and enclose check or money order. New York State residents please add sales tax. Allow 3 to 4 weeks for handling and mailing. (Sorry we are unable to handle Canadian, foreign, or C.O.D. orders.) To avoid delays please indicate your zip code.



PLEASE PRINT NAME \_\_\_\_\_

ADDRESS \_\_\_\_\_

CITY \_\_\_\_\_ STATE \_\_\_\_\_ ZIP CODE \_\_\_\_\_



*Join the tan-ables . . . get the best of the sun*



*See "A Countess  
from Hong Kong"  
also starring  
Tippi Hedren  
a Universal release*

Tippi Hedren  
says

Coppertone is a reg. TM of Plough, Inc.  
Also available in Canada.

# "Coppertone gives you a better tan"

*(—it's enriched to give extra protection, too!)*

You *do* get a better tan with Coppertone. The fastest tan possible with maximum sun-burn protection . . . plus extra safeguards against skin dryness, too. Coppertone contains the most widely beach-tested sun-screen. It's also enriched with lanolin, cocoa butter and other moisturizers that make

your skin more tan-able . . . keep it feeling and looking marvelously soft, satiny sleek.

So join the tan-ables. Get a better tan . . . deep, dark, superbly smooth. Coppertone outsells them all because it out-tans them all! Get the best of the sun with enriched Coppertone. Save most, buy the large size.



**TAN, DON'T BURN**—with America's most popular, most complete line of suntan products: Lotion, Oil, Cream, Spray, Shade®, Noskote®, Lipkote®, Royal Blend®, New—Coppertone Baby Tan® for young children. And Royal Blend Soap.



Are you  
giving your  
cat less  
than the  
nourishment  
she needs?

# FRISKIES FEEDS THE WHOLE CAT

**Friskies.**

**with flavors cats love.** Maybe there is another diet as nourishing as Friskies. Maybe. But it doesn't have Friskies' flavor.

Maybe your cat would like another food as much as Friskies. Maybe. But it wouldn't give her Friskies' balance of vitamins, minerals, and protein.

You can trust the cat-lovers at Carnation to make sure of this: Each Friskies variety—liver, fish, and chicken—contains every single nutrient it takes to nourish your whole cat.

Here, Kitty. You're going to *like* Friskies.

from **Carnation**



THE FAMILY PET  
By PATRICIA O'KEEFE

## HOW TO TEACH YOUR DOG TRICKS

Do dogs ever dream of running away to join the circus? I think they might, if they could belong to Dwight Moore's romping, tumbling, tail-wagging Mongrel Revue, a featured act in the famous Shrine Circus. The revue is a hilarious scramble of dogs who can dance, leap, climb ladders, and skip rope. Each one looks as if he is enjoying the fun as much as the audience.

Since this is the season for backyard circuses, and every circus needs a "Rover, the Wonder Dog," I asked Dwight Moore for some professional tips on teaching tricks to a dog.

Right off, he admitted his method is all wrong according to the usual show-business standards. Most trainers believe a good performing dog cannot be a pet as well. Moore makes pets of all his dogs.

He believes dogs will learn to do tricks mainly to please their masters. A little reward—a bit of food—keeps them interested in the lesson, but for many dogs, he says, a pat on the head and affectionate praise is all that is needed.

He suggests that when you begin to teach your dog a trick, take him to a place where you can work in privacy and where he'll have firm footing.

Use the same words and gestures or hand signals each time you tell your dog what to do. He learns by repetition. Be patient. Be sure he understands what you want him to do. Reward each good try so that he has confidence in himself and you. Short lessons are better than long ones—about five minutes.

Don't try to teach a puppy tricks, and don't let a young child try to teach a dog. With these tips in mind, here's how

to make a "Rover, the Wonder Dog" of your pooch.

### SIT UP

Sit your dog in a corner with his back close to the wall. Gently lift his forelegs and help him balance on his haunches. Keep repeating "sit" or "up" and talk to him in a reassuring tone. Hold him up just a few seconds. As he gets the idea of balancing, take your hands away and keep him in position by repeating "sit . . . sit."

### JUMPING

Jumping is very good exercise for an active, long-legged dog. Build a low hurdle with a broom handle and stacks of rocks or boards. Put a training collar and leash on your dog. Run with him toward the hurdle and jump with him a few times, then step aside and send him over by himself. By repeating words and actions, he'll learn what the hurdle is for and be ready to hop over without the leash. After he gains confidence, you can make the hurdle higher. Two-and-a-half times a dog's shoulder height is a safe jumping height.

Let every lesson be fun for your dog and you. Keep smiling and talking and praising him when he tries—even when he's a bit clumsy. If he works with his nose in the air and his tail wagging, he's enjoying himself. If he seems to be reluctant to do a particular trick, try something else.

### FETCHING

Most dogs like the game of fetching a toy or stick. Start by waving the object. When he's watching eagerly, toss it a few feet away and say "fetch." As he picks it up, call him to come to you. Many dogs get the idea right away. If your dog wants to run away instead of bringing the toy to you, work with him on a long leash and tell him to come as you pull him toward you. Never yank an object from a dog's mouth. You may injure his teeth or jaws.

### HOLD IT

You can train your dog to hold a newspaper, a toy bone, or a small basket in his mouth. Choose an object he can hold comfortably. Tell him to sit and place the object between his jaws. Put your hand under his chin and tell him to "hold it." When he starts to drop the object, apply a little easy pressure under his chin and repeat the command.

And now, you're ready to ask folks to step right up and see the amazing, most wonderful dog in the world . . . yours!






# Longines 100th Anniversary "INCOME-FOR-LIFE SWEEPSTAKES"

"101 Incomes For Life" are reserved for the winners in the Longines 100th Anniversary Sweepstakes! Yes, The Longines Symphonette invites you to enter its newest, most exciting sweep-

stakes ever! Income of \$100 a month for life! \$500 a year for life! \$250 a year for life! \$100 a year for life! And—other prizes. More than 70,000 chances to win an exciting prize!



## The Longines Symphonette Invites You To Accept...

This superb two-record Treasury

# FREE

for previewing the all-new  
LIVING MUSIC PROGRAM  
Nothing to buy—no contracts to sign!

### All 24 of These Memorable Academy Award Songs Are Yours Absolutely FREE!

Zip A Dee Do Dah  
All The Way  
High Noon  
Que Sera  
Swinging On A Star  
My Foolish Heart  
When You Wish Upon A Star  
The Last Time I Saw Paris  
Too Late Now  
Our Love Affair  
Gigi  
Pennies From Heaven  
Never On Sunday  
You'll Never Know  
Love Letters  
Chim Chim Cheree  
My Own  
Atchison, Topeka & Sante Fe  
The Way You Look Tonight  
The Moon Is Blue  
How About You?  
More  
High Hopes  
The Man That Got Away

All in Your FREE  
two-record Treasury!

### YES, YOURS FREE "ACADEMY AWARD SONGS"

A superb two record Treasury with  
24 award-winning melodies from the Silver Screen.

Every melody is familiar, beloved and somehow "special." These are the best the motion picture industry has offered and we are certain that it will occupy a favorite spot in your record library. Each has the magical ability to recall a whole era. "High Noon" . . . "Swinging On A Star" . . . "Never On Sunday" . . . "The Man That Got Away." Michel Piastro and the virtuoso musicians of the Longines Symphonette have gathered together the very cream of the illustrious list of Oscar nominees. 24 melodies in all represent some of the best musical composition of the last 35 years. This brand new two-record Treasury can be yours—absolutely free—just for previewing The Longines Symphonette Living Music Program.

Your FREE two-record Treasury dramatically demonstrates the superb quality of all releases of The Living Music Program. Spectacular "Living Sound", so magnificent, so true to life, it is just like having a "live" orchestra of your own to provide music for dining, for family gatherings, for parties—and for

those quiet moments of reminiscence. Your FREE two-record set is our gift to you if you will preview for 10 days (without cost or obligation) the first release in the all-new LIVING MUSIC PROGRAM—"The Best Music of The Golden Twenties."

**THE LIVING MUSIC PROGRAM IS NEW AND DIFFERENT!** Every two months the Living Music Program releases a brand-new, freshly recorded two-record Treasury. You enjoy each release in your own home FREE for 10 days, then if you wish, you may return the Treasury and owe nothing. But best of all: decide to keep any release, and send just \$4.95 (plus postage-handling cost) in full payment! Of course, you may cancel your membership at any time without further obligation! You may accept as few or as many LIVING MUSIC PROGRAM releases as you wish. And you build a complete, matched library of the world's most beautiful music! Deluxe two-record sets of the Living Music Program quality might sell in the finest record stores for as much as \$11.90 — members pay only \$4.95! But — decide for yourself . . . and accept the superb two-record Treasury, "Academy Award Songs" as our FREE gift.

Some of the new releases  
planned for THE LIVING MUSIC PROGRAM



"The Nostalgic Thirties" • "Showboat" • "Broadway's Million Dollar Melodies" • "International Hit Parade" • "Symphonette Goes Pops"

Nothing to Buy — Just mail the postage-paid card checked "Yes" to get your FREE Two-record Treasury . . . and to find out if you have already won a valuable prize in the all-new INCOME FOR LIFE SWEEPSTAKES.

How sweepstakes works . . . The Longines Symphonette has reserved the described gifts for holders of lucky numbers, selected by electronic computers under the direction of the D. L. Blair Corporation. Each Lucky Number coupon submitted by an adult 21 years or older will be checked against the official list of winning numbers. Employees of The Longines Symphonette and its affiliates, or of this magazine or persons less than 21 years of age, shall not be eligible. Your

entry must list the official lucky number, and must be checked YES or NO. ("NO" entries may be pasted on postpaid blind-in card.) Entries must be received by March 31, 1968. This sweepstakes is subject to all Federal, State and Local regulations. Prize winners will be notified by mail. If you send a self-addressed stamped envelope a representative list of prize winners will be sent to you.

### MAIL POSTAGE PAID CARD OR COUPON TODAY!

#### The Longines Symphonette Society, Inc.

##### LIVING MUSIC PROGRAM

Symphonette Square • Larchmont, N. Y. 10538

☐ YES—send my FREE two-record Treasury and reserve a charter membership in THE LIVING MUSIC PROGRAM. Also send release #1, "The Best Music from THE GOLDEN TWENTIES", to play again and again for 10 days FREE. I will return "The Golden Twenties" and owe nothing . . . or send just \$4.95 (plus modest postage-handling cost). I keep the FREE two-record Academy Award Songs Treasury, in any event. Thereafter, I will receive a new two-record Treasury every two months to hear FREE for 10 days. I may cancel membership at any time.

☐ CHECK HERE FOR STEREO—Only 50¢ additional for the deluxe, two-record Stereo Edition.

Name \_\_\_\_\_ (Please Print)

Address \_\_\_\_\_

City \_\_\_\_\_ State \_\_\_\_\_

☐ NO—do not send FREE Treasury, but let me know if I have already won. I have copied the number from the postage-paid card bound into this magazine.

NUMBER \_\_\_\_\_ (Please print carefully) 02591-361





MONEY MANAGEMENT  
By MARY FEELEY

## BORROWING MONEY FOR NEW HOME FURNISHINGS

If it seems a real must to replace certain home furnishings right now, and you aren't in a position to pay cash, how many ways can you borrow the price?

You have a choice and here are some of them:

- Revolving credit at the store.
- Installment plan.
- Line of credit at the bank.
- Personal loan at the bank.
- Borrowing on your savings.
- Credit union.
- Borrowing on life insurance.
- Simple interest loan with stocks and bonds as collateral.
- Finance company personal loan.

The cost of borrowing the sum you need and the time allowed for repayment vary depending on which one of these methods you use.

The first question is what determines the cost of borrowing. The basic factors are:

- Whom you borrow from and the amount you borrow.
- The length of time involved.
- The risk the creditor takes.
- The collateral or security you offer.

### FIGURING INTEREST RATES

While interest rates are clearly stated by each lender, what do they add up to for you? You can see what they say—but what do they mean? It's almost like learning another language, figuring out how to compare one interest rate with another.

It makes considerable difference whether the money is being lent at add-on or discount interest, a monthly interest rate, or at simple interest.

Credit unions, small-loan companies, and stores often quote interest rates at from 1 percent to 3½ percent per month. Now this may sound pretty nice indeed. But remember, this is only for one month. In order to figure the true interest rate you'd be paying for 12 months, you must multiply by 12. So interest at 1½ percent a month would be 18 percent per year. Interest of 3 percent a month equals 36 percent per year.

If the difference between one source of borrowing and another is, say, \$9 a month, don't fall into the trap of saying, "Oh, well, the monthly payment at A's is only \$9 more than that at B's." What you want to tally up is the cost for the year—or 12 times that \$9 a month which means you'd actually be paying \$108 more to A than you would to lender B.

### WAYS TO BORROW

Let's say you want to buy \$800 worth of merchandise. Examine the various ways of borrowing.

**Revolving credit:** This is a logical starting point for the family's thinking if they've had a regular charge account with the store.

With this type of credit—or borrowing—you can be charged 1½ percent on the unpaid balance each month for the entire repayment period.

If you decide to pay for the total cost of the furnishings in a year's time under this plan, you'll pay \$73.36 a month for twelve months. The dollar cost of this credit is \$80.03. So you have paid back a total of \$880.03 on \$800 worth of merchandise.

**Installment plan:** You usually make a down payment when you sign the contract. Arrangements are made for the amount of each payment and length of time involved. Finance and other special charges are added. The true interest rates are usually from 15 to 20 percent.

**Line of credit:** This means you have a credit reserve with your bank to cover an \$800 check if you want to buy for cash. Many banks today will set up a reserve in your checking account for from \$400 to \$5000. If you use this reserve, it will cost you 1 percent per month interest on your unpaid balance. True interest, 12 percent a year. Assuming a year's repayment period, you'd pay \$71 a month or an interest charge of \$51.99.

**Personal loan at the bank:** If you actually want \$800 for these furnishings, you can get an add-on loan. Or if you'll settle for a few dollars less than that exact amount, a discount loan. Some commercial banks offer one type, some the other.

To take one example: If it's a 6 percent add-on, you will receive \$800 in cash. You repay \$848.40 divided into 12 equal monthly payments of \$70.70 each. In other words, the interest is figured on the total amount and added on at the time you take the loan, and this total is divided into monthly payments. So you will pay \$48.40 for the accommodation of using somebody else's money. True interest rate is 11.07 percent.

If it's a 6 percent discount loan, and you ask for \$800, you may actually receive \$752. This is because the interest is taken out of the \$800 at

the time you make the loan. Your monthly payments for one year will thus be \$66.67. True interest rate, 11.78 percent. You will have paid \$48.

**Borrowing on your savings:** Of course, it's cheaper to borrow your own money, while your savings are continuing to earn money for you. If, for instance, you have \$1000 in your savings account, or shares in a savings and loan association, and borrow \$800 on your passbook, the \$1000 continues to draw interest.

You pay a low interest rate on an add-on loan at a bank or on a simple interest basis at either the bank or a savings and loan association.

**Credit union:** If you are a member of a credit union, you might consider borrowing there. Interest rates are limited by law to a maximum of 1 percent per month on the unpaid balance . . . which is a 12 percent true interest rate per year. So if you want an \$800 loan on this basis it will cost you \$51.99. Your monthly payments would be \$71 throughout the year.

**Borrowing on life insurance with a loan value:** This is an unwise method of borrowing unless in case of real need—even though the loan may be available at 5 percent simple interest, some at 6 percent. While this may look attractive, your insurance is for protection, and should be left intact.

**Simple interest loan using collateral such as stocks and bonds:** Banking institutions will lend money on stocks and bonds in amounts representing from 60 to 70 percent of the market value of the securities (higher percentage in the case of government bonds). The charge on the loan is usually discounted in advance. An \$800 loan at a simple interest rate of 6 percent would cost you \$48. You would receive \$752. But you'd pay back at the end of the 12 months, \$800. Repayment is not by monthly installments on this type of loan.

This is not to be confused with a personal loan, even though it might appear to cost the same. Here you've had the use of the \$800 for the entire year, while with a personal loan you've had the use of the \$800 for just one month. After that, you had to start paying it back—with use of less of the \$800 each month.

**Personal loan at a finance company:** The amount of money which can be borrowed from a small loan

company is limited by state laws, which vary widely.

The cost of the loan includes all expenses connected with it—interest rate, insurance, etc. And the maximum charge varies with different states. Usually, it's graduated with the size of the loan and ranges from 2 to 3½ percent per month on the unpaid balance. The true interest rate would be from 24 to 42 percent per year.


If you borrow \$800 at 3 percent per month on the unpaid balance, the cost would be \$132. Monthly payments for the year would be \$77.60.

### DOING YOUR HOMEWORK

With a few simple rules, you can determine what you'd actually pay on a loan that states interest rates from 1 to 3½ percent on the unpaid balance. The following is admittedly a basic, old-fashioned method, but if you don't have a computer around, it can serve you in good stead.

Use these five steps as a means of finding the answer—using a base of \$100 at 1 percent interest to be paid in 12 monthly payments:

1. Divide \$100 by 12. This gives the amount you pay on the principal each month, which is \$8.33.
2. Figure the interest on \$100 at 1 percent. This is \$1. The first month you'll pay \$8.33 plus interest, which is a total of \$9.33.
3. Each month subtract \$8.33 from the principal left at the end of the month. Example: \$100 - \$8.33 = \$91.67.
4. Figure the interest on \$91.67 at 1 percent. This is 92c. The second month you will pay \$8.33 plus the 92c interest, which is a total of \$9.25. Payment is figured this way every month.
5. Total all the interest charges for the year and add this sum to the principal of the loan. If you divide this grand total by 12, you'll arrive at the equal monthly payments.

While nobody denies that there is a need for truth-in-lending clarification of some kind, there is a division of opinion as to how the costs of borrowing can be clarified. The consumer must now depend on prevailing state laws. But it is a cheering fact that these laws are being improved, to your advantage. 

Mary Feeley has her own Family Financial Planning Service in New York City and is author of Associated Press's syndicated column, "Live Within Your Income."



# Don't just cover up odors! Lysol Spray kills odors. Really clears the air. Kills germs, too!

When you use ordinary cover-up room deodorizers, you're just covering up odors with another odor—a heavy, perfumy odor at that. Lysol Spray® is different, scientific—it actually destroys odors as it *clears* the air. Kills cooking odors, odors from garbage pails and odors around drains. And unlike these other room deodorizers, Lysol Spray is a disinfectant—prevents mold, mildew and the odors they cause. Spray Lysol in kitchens, bathrooms, baby's room, everywhere—kills germs on surfaces, helps make your whole house fresher and healthier!

© 1967 LEHN & FINK PRODUCTS.





# Everything you need to go on...in a glass!



Vitamin C...  
the orange juice vitamin.




As much protein as two fresh eggs.



More food energy  
than two slices of buttered toast.



As much mineral nourishment  
as two strips of bacon.



## Carnation®

## instant breakfast

Just pour in milk and stir. Try all the flavors—like Chocolate, Coffee, Vanilla, Eggnog, Chocolate Malt, Orange, Banana, Strawberry, and Dark Chocolate. Only great!







## BOOKS AND BOOKLETS

### BOOKS OF HOME INTEREST

**The Complete Book of American Country Antiques.** Country antiques are items that were in everyday use in early America—such as tinware, woodenware, wrought and cast iron, copper and brass, pottery, and fabrics. These antiques are becoming more sought after now that traditional antiques are quite scarce and expensive. Country antiques were originally handmade, later factory made. Author Katherine McClinton's discussion of them is quite fascinating; she describes the original uses of the objects and their availability today. Excellent photographs. \$5.95. (Coward McCann)

**Stitches in Time.** There's a great deal of information packed into this attractive little book. In addition to an interesting, illustrated history of embroidery and discussion of modern-day stitchery, there's a good section on embroidery instruction for the beginner. By Hilda Kassell. \$3.95. (Meredith)

**Attracting Birds: From the Prairies to the Atlantic.** We hear that bird watching, one of the oldest of hobbies, is becoming even more popular. Wouldn't it be delightful to be able to attract whatever birds you choose to your yard? Well, that's exactly what this new guide book for bird lovers tells you how to do. Author Verne Davison helps plan a program of feeding and housing that will attract the species of your choice. There are good sketches of birdhouses and feeders and a new, complete list of the food preferences of birds. More than 400 species for all areas of the country are covered. This is not a book for the casual once-in-a-while bird watcher. It doesn't describe birds for purposes of identification, and parts of it are quite technical, but it's a valuable guide for those seriously interested. \$6.95. (Thomas Crowell)

These books may be ordered through your local bookstore.

### BOOKLETS YOU CAN SEND FOR

**Creative Cooking With Aluminum Foil.** This is more than a booklet—it's a 186-page cookbook with many recipes illustrated in full-page color. There are luscious-looking recipes for every occasion, every course. A section on outdoor cooking is included, along with freezing tips. The recipes are indexed. Send 60c to Reynolds Wrap Cookbook, P.O. Box 1400, Dept AH, Long Island City, N.Y. 11101.

**The Marlite Handbook of Professional Decorating Ideas.** A wide variety of exciting room designs shows how you can decorate with paneling. All are illustrated in full color. There are ideas on decorating with accessories, too, and instructions for installing the hard-wood paneling that is shown. Send 25c to Decorating Book, Dept. AH, Marlite Paneling, Box 250, Dover, Ohio 44622.

**Eastern's Window Wonderland** offers ideas for decorating with curtains and draperies in every room in the house. Especially helpful: on every full-color page showing a window decoration, the type of hardware used is illustrated and explained at bottom of page. Send 40c to Eastern Products Corporation, 1601 Wicomico Street, Baltimore, Md. 21230.

**Wood Finishing Tips** describes how to finish wood in a variety of ways—varnish, stain, antiquing, etc. Floors, paneling, furniture, boats are discussed. Send 25c to McCloskey Varnish Co., Dept. AH, 7600 State Road, Philadelphia, Pa. 19136.

**Yard Planning Guide** describes in diagrams how to select, plan, and install underground sprinkler systems. Prices are included. Send 25c to Yard Planning Guide, Dept. AH, Toro Mfg. Corp., 8111 Lyndale Ave. So., Minneapolis, Minn. 55420.

# New Dishwasher *all* with built-in spot removers



*Strips away the invisible film that causes water to spot*

What causes water spots? An invisible film. It clings to glasses, silver, dishes. Water drops stick to it and dry into spots. Now Dishwasher *all* with its built-in spot removers penetrates this invisible film, strips it away. Now, water drops can't stick, can't spot. Go on. Try it. See the difference!





# ELEGANT OFFER

New Fragrance Boutique  
by *Schiaparelli*

Special value only \$3<sup>50</sup>  
Regular price \$8<sup>00</sup>

Extravagant savings on these four new Schiaparelli luxuries—all in fashion's exciting new fragrance, *Flippant*. One-and-one-half drams of perfume, 2 ounces eau de cologne, luxury cake of beauty soap and squeeze-bottle of hand and body lotion. Beautifully collected in their own boutique box. Elegant to lavish on yourself or a friend—for birthdays, bon voyage or a thoughtful thank-you.

This beautiful offer is Kimberly-Clark's way of thanking you for buying our fine products.





# FROM KIMBERLY-CLARK

Buy 2 of these fine  
Kimberly-Clark products  
and send for your  
Schiaparelli  
Fragrance Boutique

How To ORDER: Just send your name and address with Premium Seals from any 2 of these Kimberly-Clark products, plus \$3.50 to: *Flippant, Box 11, Ridgefield, New Jersey 07657*. We pay postage.

Name: \_\_\_\_\_

Address: \_\_\_\_\_

City: \_\_\_\_\_ State \_\_\_\_\_ Zip \_\_\_\_\_

(Note: ZIP Code must be included to insure delivery.)

Offer good only in U.S. and Puerto Rico. Void in any state or municipality where such transactions are prohibited, licensed, specially taxed or regulated in any respect. Allow 4 weeks for delivery. Offer expires December 31, 1967.



LOOK FOR THE QUALITY MARK OF KIMBERLY-CLARK



KLEENEX, KOTEX, AND DELSEY ARE REGISTERED  
TRADEMARKS OF THE KIMBERLY-CLARK CORPORATION



By Dorothy Lambert Brightbill

AN AMERICAN HOME CONSTRUCTION PATTERN

# BUILD A TOOL SHED

Head for the tool shed! It's the perfect solution to haphazard, disorganized storage and an asset to any garden area.

You can build one or a pair—using the second one for wood and/or outdoor furniture. You can incorporate function with fun too, by connecting two sheds with a pergola to form a partially sheltered sitting area. Our construction pattern for this 8x8-foot hideaway is \$1. See coupon below.



Photographer: Harry Hartman Home Owner: Mr. and Mrs. John Stodieck Information: Lois Rea

Fill out coupon and enclose check or money order. New York State residents please add sales tax. Allow 3 to 4 weeks for handling and mailing. (Sorry we are unable to handle Canadian, foreign, or C.O.D. orders.) To avoid delay please indicate your zip code.

AMERICAN HOME, DEPT. TSC  
P.O. Box 76  
New York, N.Y. 10046

\_\_\_\_ Tool Shed TSC-1007 .....\$1.00

PLEASE PRINT NAME \_\_\_\_\_

ADDRESS \_\_\_\_\_

CITY \_\_\_\_\_

STATE \_\_\_\_\_

ZIP CODE \_\_\_\_\_



New Cool Whip™  
comes whipped.  
Yum!

Yum!

Birds Eye  
freezes it  
to keep it  
fresh.

Yum!

Yum!  
Just dip it  
out.

Lots less calories  
than whipped cream  
you make.  
Costs less,  
too.

Yum!  
Keeps in the  
refrigerator.

Yum!  
Ready to serve from  
its own bowl.

Yum!  
It comes  
all whipped.

Yum!  
It's in your grocer's freezer.  
All whipped.



**Cool Whip is new...but the taste is pure old-fashioned.**







# THE BOLD LOOK

KOHLER'S BOLD LOOK STARTS WITH AVOCADO, THE "GO-WITH" COLOR OF THE YEAR. IT STARTS A BOLD NEW TREND: AWAY WITH TIMID BATHROOMS! DOWN WITH LACKLUSTER KITCHENS!

Check that Bold Look bath across the way. The matching fixtures, lavatory, toilet, bidet and tub, boast Kohler's color of the year—Avocado—with some bold room accents to bring out its best. Observe the crowning touch: the new Flair fittings of amber acrylic on polished brass. Does your taste run to something bolder still? Read on...



Kohler Accent Color lavatories give your imagination free rein. Here's the idea: With a pastel shade on the other fixtures, let your lavatory sound a bold, bright note of contrast. Use Antique Red against blue... accent a soft green with a deep Jade... contrast a neutral tan with a rich Espresso brown. Daring? A little. Aren't you?



Something missing? Why, yes, the old metal rim! Not only will your lavatory look prettier without it, but you'll save a pretty penny on installation. Leave it to Kohler to make the bold moves!



For the Bold Look, a touch of Flair! These elegant Flair fittings by Kohler are a blend of diamond-bright acrylic and brass. Choose amber, white, charcoal or clear.

Not bold...but a bright idea! Below you see the Kohler tub with the slip-resistant Safeguard® bottom. Unique textured surface helps guard against slips and falls. Available on any Kohler tub.



The Bold Look invades the kitchen—and breathes new life into tired surroundings. Here's colorful Avocado in a brand new design: the Lakefield self-rimming sink. Note the novel proportions: a convenient sized basin for scrapings (into strainer or disposer)...a king size basin for dishes.

The Scintillating Six! Kohler Accent Color sinks in six choices: Antique Red, Espresso, Jade, Coppertone, Blueberry, Citron. Self-rimming for low cost installation.



Want more information? Send 10¢ for our new brochure. Kohler Co., Kohler, Wis., Dept. AH-667

## KOHLER OF KOHLER

the Bold Look for '67/Kohler Co., Kohler, Wisconsin





## CAPITOL RECORD CLUB'S SAVINGS IN ADVANCE POLICY

Just buy any one record now from the 212 shown here... and agree to buy only twelve more any time in the next year (which you'd probably want to buy anyway)...and you can...

# CHOOSE YOUR 12 FREE RECORDS IN ADVANCE

No wonder Capitol is America's fastest growing record club! This introductory trial offer gives you twelve current hit records plus an exclusive 25th Anniversary deluxe album—"The Silver Years"—all free. In effect you get one record free for every one you buy—bringing the average price of a regular \$3.98 record, for instance, down to only \$1.99 plus shipping. You get to choose from over 300 different albums every month, presented in a full-size, full-color magazine which contains articles, puzzles, and picture stories about today's recording favorites. You are offered not just Capitol albums, but albums by many different record companies. You pay no membership fees of any kind. You are not limited to any one field of music, but can choose any kind of music you want. All this at the best deal available anywhere—one record free for every one you buy. So hurry! Mail the card today!



909-24



25-82



909-30



26-81



26-81



909-85A/909-85B



907-98



910-12



25-92



909-23



908-40



26-01



26-27



908-82



908-84



908-11



907-12




25-45



26-32



25-54



907-51



908-85



24-29



906-78



908-34



906-69



23-89



904-97



7-56



26-08



26-15



905-23



24-95



355-05



14-61



904-46



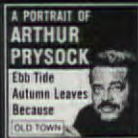
901-15



906-10



903-84



906-04



25-76



909-31



906-28



908-10



908-32



906-31



16-19A/16-19B



22-83



17-93



908-37



905-56




10-47



906-07



17-05



904-76



357-63



21-97



902-15



19-75



901-44



25-95



25-49



907-92



906-46



 909-86	 907-09	 26-63	 24-31	 909-25	 909-38A 909-38B	 909-88	 909-32	 1-19	 26-34	 909-26
 900	 36-04A/36-04B/36-04C	 24-43	 19-74	 26-25	 903-88	 26-16	 909-29	 909-84A 909-84B	 24-60	 909-35
 907-99	 909-41		 356-15	 26-64	 906-92	 906-68	 50-27	 25-61	 24-81	 906-30
 20-36	 909-41		 3-52	 907-04	 908-15	 358-53	 909-07	 25-48	 906-20	 24-44
 910-10	 22-09	 17-45	 24-33	 24-70	 23-72	 24-58	 15-33	 23-58	 905-77	 901-66
 906-82	 19-32	 903-86	 906-65	 19-22	 7-68	 361-73	 906-58	 24-59		 906-22
 902-41	 900-91	 20-42	 25-59	 20-47	 908-08	 23-54	 900-98	 24-59		 906-22
 906-87	 906-45	 906-13	 17-76	 905-34	 24-97	 906-70	 26-35	 906-49	 908-38	 25-64
 904-68	 905-26	 908-05	 2-72	 908-22	 905-14	 908-13	 25-71	 910-11	 23-61	 25-01
 908-14	 16-23	 20-95	 905-11	 909-21	 26-39	 22-77	 7-40	 909-28	 900-57	 25-56
 908-31	 14-17	 15-53	 24-71	 5-95	 25-66	 26-40		 24-35	 907-97	 21-56
 907-90	 20-59	 905-91	 23-35	 24-94	 904-22	 26-40		 16-02	 6-94	 906-25
 24-42	 84-96A/84-96B	 908-33	 905-10	 906-51	 906-52	 906-29	 16-59	 19-91	 26-33	 16-78
 25-55	 904-11	 900-97	 908-43	 19-81	 8-41	 900-70	 905-55	 905-38	 3-57	 25-46

If card has been detached, write for enrollment form to CAPITOL RECORD CLUB, Hollywood & Vine, Hollywood, California 90028.



Even Teflon® needs a good scrub now and then.



Tuffie.



Oh, yes it does. Food leaves a film of grease on Teflon. You can't see it, but it's there. Building up. Making the non-stick stick. Don't think soapy water alone will get it off. You've

got to add Tuffie® to it. Really. That nice little red-and-yellow plastic mesh ball won't scratch, either. Not Teflon. Or delicate china. Or you-name-it. Maybe you ought to have two.



NEW PRODUCTS  
MAINLY  
FOR MEN

Unless Dad has been hinting for the past month or two that he'd like a new shotgun, fishing rod, or what have you, it's hard to pick a really good Father's Day present. Of course, he'll probably accept the proverbial tie in good grace. But he'd be much happier with:

**A Saber Saw:** It's a really fun-type power tool that cuts intricate patterns in wood, metal, rubber, plastics, and other materials. Ideal for making toys, wall plaques, and the like, it can also do serious work like cutting a half-inch steel bar. This model, from Stanley, has two speeds, which the operator matches to material being cut. It's called the Job/Master and sells for \$40.



**A Pocket-Size Camera:** It uses both drop-in cartridges for easy loading and plug-in flash cubes that permit four quick shots without changing flashbulbs. Kodak Instamatic S-10 costs about \$30. For easy carrying, the lens retracts, pops out again at touch of a button.



**A Tiny Telescope:** Only 1 5/8 inches long by 3/4 inch in diameter, the Emoskop is probably the most unobtrusive telescope in the



world. (It gives 2.5 power.) But that's only the beginning. Switch the optics around in various ways and it becomes a magnifier of 5, 10, or 15 power or a microscope of about 25 power. Made by Seibert, in Germany, and imported by Haverhill's. Price is \$15.

**An Electric Hedge Trimmer:** He'll find it a godsend on weekends when a shaggy hedge confronts him on his way to the golf course. The Black & Decker model shown here is available with 16-inch double-edge blade, for \$33. Another, with 13-inch single-edge blade, sells for \$20.

All prices approximate



By Arthur J. Maher



## FREE Window Planning Guide

to help you make the right window decisions for your new home or remodeling project. Send today for informative, full-color folder packed with helpful hints and facts plus a description of the Andersen Window line.

**Clip and Mail Today!**

- ☐ I plan to build.  
☐ I plan to remodel a \_\_\_\_\_

Mr. \_\_\_\_\_  
Mrs. \_\_\_\_\_

Address \_\_\_\_\_

City \_\_\_\_\_ State \_\_\_\_\_ Zip \_\_\_\_\_

**Andersen Windowwalls™** 

Andersen Corporation • Bayport, Minnesota 55003

AH-67





## If you're looking for ways to make your home look younger, discover textured plywood.

When you see today's new plywood sidings, you'll be tempted to use them all through the house. Go ahead. They make splendid panelings, too. In fact, they're in good taste in any setting. A living room wall that goes on to backdrop a patio. An inviting entry. An exterior face lifting for the whole house. Inside or out, for new homes or remodeling, you'll like textured plywood for its rich good looks, easy maintenance and low cost. Visit your plywood dealer or mail the coupon for booklets that show and tell all.

**AMERICAN PLYWOOD ASSOCIATION**

American Plywood Association  
Dept. AH  
Tacoma, Washington 98401

Please send:

☐ Guide to Distinctive Plywood Sidings.  
☐ New Ideas for Textured Plywood Paneling.  
I enclose 25 cents for each book.

Name \_\_\_\_\_

Address \_\_\_\_\_

City \_\_\_\_\_ State \_\_\_\_\_ Zip \_\_\_\_\_ (USA only)



Total Electric Living is a clean break with the past



“All our rooms are this cozy...and clean... now that we have flameless electric heat.”

That's one of the delights of flameless electric heat. It's gentle and even in every room. Cozy for living. Cozy for sleeping.

And clean? Modern electric heat is as clean as electric light. After all, it's flameless. So your whole home stays clean longer...even your walls.

And electric heat is quiet. So quiet.

Hear this, though...no heating system is more dependable or efficient. Maintenance and repairs stay low because there are few or no moving parts. And because there is no heat wasted, your fuel

dollars never escape up the chimney in smoke.

So make a clean break with the past—and old-fashioned fuel-fired systems. Find out how easily electric heating combines with air-conditioning to give you ideal home climate all year round.

More than 2,500,000 families have already found electric heating reasonable to own and operate. And there's a system to fit any home, old or new.

Talk to your electric utility company or your electrical contractor—and start toward the joy of Total Electric Living.



**SYMBOL OF TOTAL ELECTRIC LIVING:**  
This Gold Medallion identifies a home where everything's electric...including the heat.

## You Live Better Electrically

Edison Electric Institute, 750 Third Avenue, New York, N.Y. 10017.

Only electricity offers flameless heating and cooling—and so many different types of equipment to choose from.




Heat pump heats in winter, cools in summer. One setting keeps any desired year-round temperature.



Electric furnace with air filter. Combines with cooling and humidity control for year-round comfort.



Electric baseboards save space, blend with room decor. Permit individual room temperatures.



Hot water system. Small boiler hangs on wall. Circulates hot water through baseboard units.



Radiant ceiling heating is invisible. Each room's temperature can be individually controlled.





By JEANNE LAMB O'NEILL

## SONNETS FROM A PORCH-OPHILE

The most important room in our house, from May to October, is the porch. I can't imagine living in a house without a porch in the summer, any more than I can imagine living in a house without a fireplace in the winter. Porches are like husbands—hundreds of people get along without them, but once you have one you can't imagine doing without.

I love porches in the spring-time. I love porches in the fall. I love porches in the summer when it sizzles and, yes, I even love them in the winter when it drizzles (where do people without porches cut jack-o'-lanterns, fix Christmas greens, and leave the pile for the laundryman?).

I love porches for Sunday-morning pancakes drenched in syrup and sunshine. I love porches for curling up with the morning mail and a second cup of coffee. I love porches for sneaky afternoon siestas and tinkly iced-tea klatches and happy-go-lucky-suppers.

In short, the porch is where we live—morning, noon, and night—rain or shine. It's where we read the paper, shuck the corn, do the crossword, watch the ballgame, mend the socks, chew the fat, pass the pickles.


Where do people without porches watch a thunderstorm from? A porch is the only place to be during a crashing, crackling, ripsnorting cloudburst. Where do people without porches gather at the end of the day? A porch is the only place to be when the sun slips slowly into the trees and the fireflies come out to play. Most of all, where do people without porches linger on summer's soft, sweet, velvety nights? Of course, you can always go to bed. Or

put a chair out on the lawn and wallow in the moonlight, cricket song, and perfumed night air. But it's one thing to wallow in nature and another to have it crawling all over you.

You'll gather that when I say porch, I mean screened porch. That's because I grew up in a house with a screened porch and our last house had a screened porch and we have one now. I've been screen-washed—but I'd be delighted to sit on any other kind of porch you have, just ask me. I love all kinds. I love great, big, old-fashioned porches that ramble around all three sides of the house and hold everything from gliders and hammocks to bicycles and baby carriages. I love little postage-stamp porches on the fronts of houses where old folks sit and rock and watch Elm Street go by. I love breeze-swept porches overlooking the sea and shadowy porches under old apple trees and lush-plush porches dripping with pots of geraniums and baskets of fuchsia. I love verandas, loggias, piazzas, porticos, colonnades, balconies, terraces, decks, patios, and anything else you could possibly call a porch. If I were building a house, I'd probably order one of each—but a screened porch comes first.

Actually, our screened porch wasn't always a screened porch. It used to be a patio. That is, it was to us. It had a floor like a porch and a roof like a porch, but to us it was just "the patio"—a nice place to sit and sun and sip and visit, but you wouldn't want to live there. Then up went the screens and, presto, "the patio" turned into "the porch"—and we turned in to full-time porch-sitters.

I keep wondering why just a little screening should make such a whopping difference. It's more than just a question of bugs. Screens make a porch cozy, homey, cocoon. They don't just keep out the bees and mosquitoes—they keep out the world. A screened porch is your own little island afloat in a sea of green. On a fresh, new morning it's a dew-sparkled butterfly chrysalis to step into—in your nightie, who's to know? On the long, lazy afternoons it's a sunny pool of privacy, a shimmering Shangri-La with no "No Picnicking" signs posted. And on midsummer nights it's a candle-lit never-never land where time disappears.

But what's the use of counting the ways in which I love thee, Porch? People who don't have porches will think I'm dotty writing sonnets. And people who do will write their own. 



## Who made this perfect lemon pie filling with no sugar, no cooking?

## A lady with an Eagle, and ReaLemon.



**What's a perfect pie filling? Simple.** It's smooth, firm; it's creamy and brimming with tangy lemon in every forkful. With this special recipe using the Eagle Brand blend of pure cane sugar and fresh whole milk, and ReaLemon's reconstituted lemon juice, it's simply delicious.

### MAGIC LEMON MERINGUE PIE Filling

1 crumb (or baked pastry)  
8 or 9-inch pie shell, cooled  
1 ½ cups (15-oz. can) Eagle Brand  
Sweetened Condensed Milk  
½ cup ReaLemon reconstituted  
lemon juice (measure accurately)  
2 egg yolks

In a medium-size mixing bowl blend together Eagle Brand Sweetened Condensed Milk, ReaLemon reconstituted juice, and egg yolks until thickened. Turn into pie shell.

### Meringue

2 egg whites (at room temperature)  
¼ teaspoon cream of tartar  
¼ cup sugar

In small-size mixing bowl whip whites with cream of tartar till they hold a soft peak. Gradually whip in sugar; whip only until whites hold firm peaks. Pile onto pie filling and seal to inside edge of pie shell. Bake in 325°F (slow) oven until top is golden brown, about 15 minutes. Cool.



Our cupid was painted in less than 10 minutes with Krylon Bright Gold Enamel.



## Finger-Paint a Whatnot.

If you can use a hair-spray, you can paint.

All you need is a can of Krylon® Spray Paint and your finger.

And since Krylon comes in 45 colors, you can finger-paint in almost any color you want. Easily. Quickly. (Krylon dries in minutes. And the finish looks like

baked enamel.)

What's more, you can spray Krylon indoors. Outdoors. On metal. On wood.

And when you've become an expert at finger-painting all your whatnots, think of all those other (larger) old things you can make look like new.



## Georgian



The classic beauty, charm and romance of a long-gone era returns in this traditional glass—handcrafted by Viking. Glowing Viking colors—Ruby, Avocado, Honey and Bluniqué—grace any setting. So reasonably priced at fine stores near you.

Treasured American Glass

VIKING GLASS COMPANY New Martinsville, West Virginia



BEAUTY AT HOME



## WHO NEEDS TO BE BORN BEAUTIFUL?

It hardly pays to be born beautiful nowadays. We all admire the naturally lovely creature, but in this day of self-made beauty she does not have the powerful advantage she used to have. Really, her fairy godmother might have done just as well to bestow talent or charm or brains. Good looks are something she can run up herself!

Aren't you glad you were born in the era that has made the plain woman obsolete? In the 1960s an endless stream of cosmetics that work and a world of know-how, free for the reading and the practicing, enable you to create your own looks. You can choose your own hair and skin coloring, whammy up your eyes, reshape your features with contour makeup, choose straight or curly hair. But like all rewarding do-it-yourself projects, the key word is *do*. Good looks do take some doing, some discipline, and some time.

Time! That's what you have least of. Yet when a household crisis hits you—when the baby has a fever and the washing machine quits—you *make* time, because you have a strong motive. Finding time for good looks equally needs a motive. But what more drive do you need than looking in the mirror and knowing that there stands a potentially good-looking woman, if you will just unveil her?

### FEASIBLE BEAUTY ROUTINES

Since you are so busy, though, it's more realistic to pick beauty routines that you can make abiding habits than to indulge in sporadic beauty sprees so over-ambitious and tricky that you can never keep them up. It is better to take advantage of those techniques that are genuinely quick and easy, and which pay off out of all proportion to the effort involved. Adopting the moisturizer habit, for example, is your skin's best protection against outdoor weather and indoor heat, and takes no time at all. Just apply sparingly under your makeup, and again after you've cleansed your face at night. Dorothy Gray's Secret of the Sea is a good choice.

### EYE MAKEUP

White makeup around the eyes is as close to instant glamour as you can get, and it's great for the busy, because, unlike colored shadow, you can hardly goof with it. Helena Rubinstein's new White-light Eyeshine is a little stick you stroke over your lower lids up to the fold and then pass lightly beneath the arch of your eyebrows. It lights up your eyes and flatters your skin so subtly that people wonder what makes you look so marvelous, without quite seeing what it is you did. And it takes only seconds.

Eyebrows are something else again. Nothing can more alter your expression—and nothing can go more wrong. Begin by tossing out all your preconceptions about eyebrows. You *don't* use a black pencil, you don't try for one unbroken line, you don't drastically lengthen or arch. To begin with, your brows are shorter than you think. Just for fun, snip a piece of string to the length of your brow. Seeing how relatively short it is gives you a clearer grasp of what to aim for.

Now then, what you need for your brows is a dry cake powder with a little tapered brush, perhaps Revlon's Brow Beautiful in brown, gray, or auburn. Look straight ahead in the mirror and place a tiny dot directly above the outer edge of your iris. This is where you will arch your brow. Dip your brush in the dry color, place it on the dot, and *lightly* make short feathery strokes *backward* to the inner end of your brow. Gradually, soft natural color emerges—softness is the point. Then lift your brush, place it on the dot, and lightly sketch in the short tail of the brow. Strive for a natural peak, and stick as closely as possible to your brow bone. Now smooth brows into place, and that's how you look in beautiful brows.

Nobody claims that expert makeup is as easy as rolling off a log. But you can gradually perfect one technique after another, just as you can continually add to your repertoire of smash recipes. The rewards are so great, would you settle for less? Not in this good-looking age!





# It's elementary.

What starts perspiration odor is bacteria. What stops bacteria is Dial. It's the one deodorant soap with AT-7. That's why a Dial shower has staying power. Plain and simple.



Aren't you  
glad you use  
Dial Soap!




(don't you wish everybody did?)









Fresh flowers\* from  
Lady Scott.

\*Mayflowers, Lady Scott's  
new idea in flowers for the bath.  
Bluebell Blue,  
Camellia Pink, Fern Green,  
Antique Gold.





# If you want to get more cleaning power out of your dishwasher, put more cleaning power into it.

New fortified Electrasol now has extra power...20% more active cleaning ingredients than any other leading brand. That's what it takes for brighter, more sparkling dishes.



 ECONOMICS LABORATORY, INC., St. Paul, Minnesota



HEALTH IN THE HOME  
By ANNETTE FRANCIS BENJAMIN

## WARM WEATHER HAZARDS: INSECT STINGS

Summer's pleasant outdoor activities are sometimes interrupted by unpleasant intruders—stinging insects. According to the Insect Committee of the American Academy of Allergy, the most frequent stinging insect is the honeybee; other common offenders are yellow jackets, wasps, hornets.

While people have always dreaded the pain of a sting, recent attention has been focused on the fact that a single sting or multiple stings can cause fatalities—usually in people who had previously experienced a severe allergic reaction to the same kind of insect sting. Since a safe and effective repellent has not yet been developed, everyone should learn to recognize stinging insects, avoid them whenever possible, and know what to do if someone gets stung.

### HOW TO TREAT A STING

The most popular misconception regarding the treatment of insect stings is that the application of a mud pack is beneficial. This is not only untrue but potentially dangerous—as mud placed over an open wound made by a stinger can introduce an infection into the body if there are bacteria present in the mud.

The first thing to do in treating an insect sting is to apply an ice pack or cold cloths to the affected area; this helps to relieve the pain and reduce swelling. Remove the stinger by gently scraping it out with the tip of a sharp knife. If you do not have one at hand, use your fingernail. Do not use tweezers or your fingers to grasp the stinger, as you may squeeze more venom into the sting.

Once the stinger has been

removed, mix two teaspoons of household ammonia or two teaspoons of baking soda in a glass of water, and pour the solution on a piece of sterile or clean cotton. Use this as a moist dressing for up to half an hour.

If the stung area does not feel much improved by the following day, or if the sting becomes painful again after it was feeling better, call your doctor for further advice. Do not scratch any sting, for scratching may cause infection.

### TREATING A PERSON WITH AN ALLERGY TO AN INSECT STING


If there is a third person on the scene, have him call a doctor immediately. In the meantime, make the person lie down at once, preferably with his head below the level of his heart and his legs elevated. Apply an ice pack or cold cloths to the stung area and remove the stinger, using the technique described previously.

Anyone who knows he is allergic to the venom of a specific insect should consult a physician, as preventive medical treatment—sometimes called hyposensitization—is available to help such a person become more resistant to the effects of the insect sting. There are also several types of emergency kits on the market designed specifically to treat severe allergic reactions to insect stings.

### HOW TO AVOID BEING STUNG

Being aware of what is attractive to stinging insects can guide you in your efforts to avoid them whenever possible. Blossoming clover, for example, is irresistible to bees and wasps alike. So whether or not you are allergic to their stings, it is unwise to run barefoot in fields during the summer—and especially during July. Apple orchards are particularly inviting to a nesting queen bee, as her colony can eventually feast on the fallen fruit. Yellow jackets find garbage cans interesting and swarm about on picnic grounds, waiting for their chance at the picnic basket.

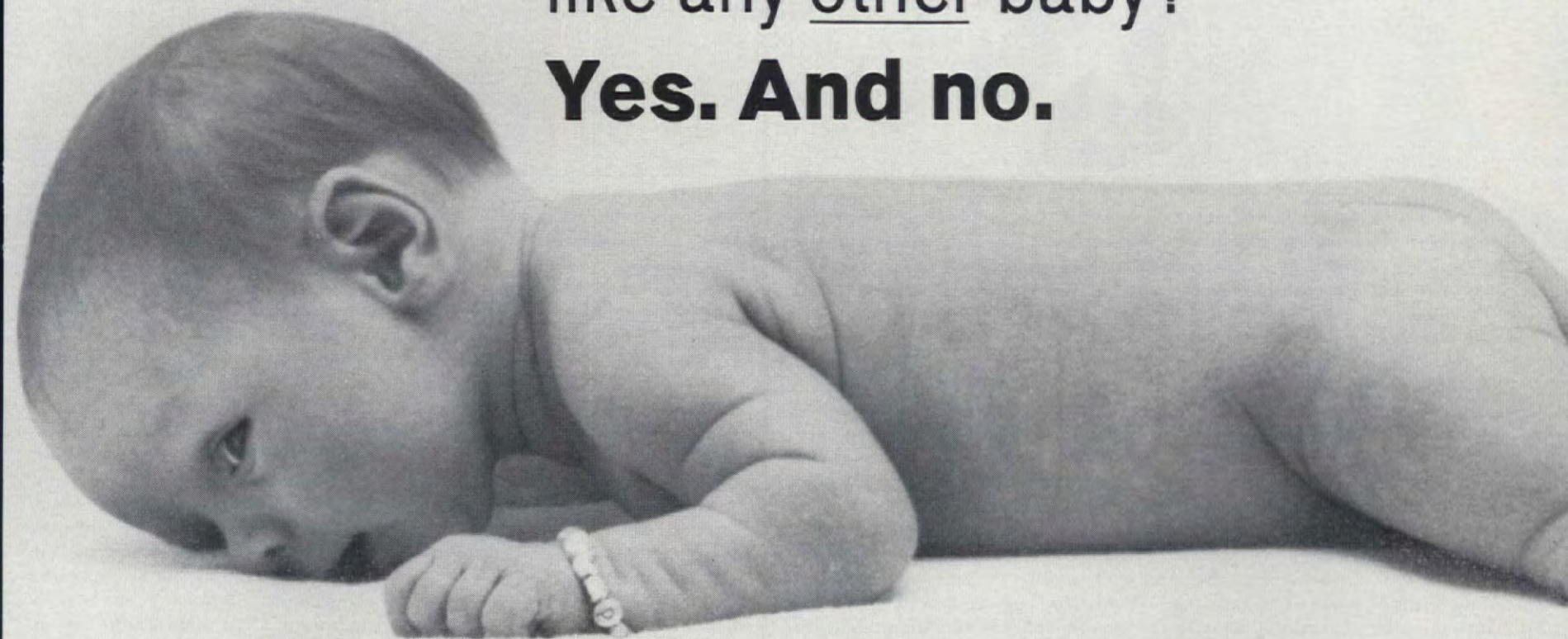
Insects are attracted to gaily colored or dark, rough materials, so anyone with a known allergy should wear white clothing, shoes, and some kind of head covering.

If a wasp should get into your car, stop as soon as possible, open all the windows, and remain still until the insect has made its escape. 

Mrs. Benjamin is coauthor with her husband, Bry Benjamin, M.D., of *In Case of Emergency* (Doubleday; paperback, Pyramid).



After all,  
isn't a newborn just  
like any other baby?  
**Yes. And no.**



Yes, of course (a baby's a baby).  
But there *is* a difference.  
A newborn is frailer than bigger babies.  
Its skin is thinner.  
It needs the special protection of  
the formulas made especially  
for newborns:  
*Baby Magic Lotion.* Helps prevent diaper  
rash longer than the other leading  
brand because it clings longer. Used in

over 3,000 hospitals.  
*Baby Magic Powder.* The only leading  
powder that kills diaper rash germs.  
*Baby Magic Genteel.* The anti-bacterial  
baby bath that has no soap eye sting.  
*Baby Magic Oil.* Contains lanolin.  
Cleanses, softens skin, protects, retains  
natural moisture.

**The Baby Magic  
collection  
for newborns.**

*Best for new babies... all babies.*







By WOLF VON ECKARDT

## TOWARD A BETTER COMMUNITY MUST GAS STATIONS BE GARISH?

*When you drive up to a gas station, do you wish you were as lucky as the horse pulling an old-time delivery wagon which at least had the benefit of blinders? If so, read on.*

We now have a federal law which requires that junkyards along our highways must be screened. But we are only beginning to think about the appearance of gas stations, which contribute far more to what is now widely conceded to be "the mess that is man-made America."

There is, in a pathetically ugly sort of way, at least something organic and, if you will, romantic about those rusting heaps of automobile cadavers that so upset Mrs. Lyndon B. Johnson. They serve as a reminder that even these arrogant products of technological mass production are somehow subject to the cycle of life and death. But by all means, let's hide them.

There is, however, nothing organic or romantic about gas stations. They are willful impositions, laboriously contrived happenings, that remind us only of the fact that our designers have so far been unable to bring the blessings of the machine age into harmony with our living environment. Watering troughs for horses were things of beauty that enhanced man's place to live. Filling stations for cars appear lovely at best to their proprietors. This may be one reason why most of them feel compelled to uglify them even more with signs, messy banners, and pennants. Even our pop artists have shunned their overwhelming vulgarity as a motif for their paintings, focusing instead on more innocuous manifestations of popular culture, such as soup cans.

The failure of gasoline dispensers to come up with gas stations that are, as the planners put it, "compatible" with their surroundings presents not only an aesthetic problem. It is also a nuisance for vendors and consumers and sparks urban disorder with its resultant human tensions.

To sustain our automobility, we need gas and other services that cars won't run without. Yet we don't want service stations where they should be—near where we live or work. Some communities won't even allow them where people shop. The American Petroleum Institute complains that a storm of zoning restrictions against gas stations is blowing across the country. (Baltimore County, for

instance, has imposed a six-month moratorium on the construction of any new ones.) But since more stations must be built for an automobile population that grows even faster than the human one, that storm is sweeping most of the stations where they least belong.

That is either in the underdeveloped sections of town, where they impede attractive development, or in the already seamy sections, where they add further to the blight. Mostly, however, they are swept out of town where they seed the sprawling fungus growth of seemingly endless traffic-jammed strip developments that enmesh cities and ruin suburbs.

The obvious answer is to make gas stations acceptable in the right places. The oil companies, suddenly anxious to be loved, have lately and belatedly begun to give some thought to

Shell, have gone further and actually started to design new stations or, rather, station buildings. But this alone is rarely an improvement.

The problem is not so much the little house—though the usual white enameled steel boxes where the attendants add up your bill, sell you accessories, and grease your car, could surely be more attractive. The root of the ugliness is the necessarily fairly large, paved, oil stained, and disorganized open space in front of that box which is cluttered with pumps, advertising gimmicks, and other paraphernalia.

It therefore doesn't help very much when the companies try to make the building more obviously ingratiating. Glib folksiness may work in advertising; it doesn't work in architecture. It seems, in fact, ludicrously poor taste when a filling station masquerades in


plain, unassuming, and attractive background architecture they ought to be.

That, at least, is the conclusion Eliot Noyes, an architect and one of the country's leading industrial designers, came to when he searched for a new design concept for Mobil stations. His solution emphasizes the pump area rather than the service building, which he keeps pleasantly quiet and unassuming. It serves only as a backdrop for what amounts to a sort of marketplace, clearly defined by a border of shrubbery and marked by large and utterly simple canopies. They consist of nothing but a pole supporting a flat umbrella 30 feet in diameter. It gives us shelter from sun and rain and lights the pumps at night. Echoing the round canopies are round pumps, round tire sales units, a round oil service carousel and, for large stations that dispense a lot of "gallage," as the trade calls it, a round pavilion that houses a small office near the pumps. Repetition of the circular theme, Noyes feels, gives these usually unrelated shapes a sense of unity.

And, as he did in his work for IBM and Westinghouse, Noyes carries this sense of unity all the way to everything you will see of Mobil, from architecture to sales slips. The company thus asserts itself with strong, refreshingly simple and functional dignity which, reinforced by the simplified new trademark (the work of graphic designers Chermayeff and Geismar) will undoubtedly get more attention than gaudiness does.

Two of Noyes's new service stations are already in business at New Haven and West Hartford, Connecticut. And if the motorists there like his designs as well as I do, there is hope that his concept starts a trend that may in time unclutter our roads.

But that still doesn't solve the problem either within the city or within suburban settlements. It has been our mistake all along, I feel, that because we drive our cars into the city, we assume that the city must adjust to the car and tolerate buildings and building design that were especially created for it. We are thus tearing the city apart with monstrous freeways, low-slung and space-consuming motels, suburban shopping centers perched (continued on page 93)



Gas station-community building designed by architects Cooper and Auerbach will soon house an Esso station near the nation's Capitol. Six drive-ways lead to service station; plaza, offices, and shops are above.

better service-station design. But with the exception of Eliot Noyes's new concept for Mobil, their thinking, as far as I can discern, is still woefully superficial and cosmetic.

I have nothing against cosmetics, to be sure, and was delighted to learn that 26 oil-company executives recently assured Mrs. Johnson that they intend to "beautify" their stations. They are asking their dealers to tidy up and plant some shrubs and flowers about. But even that is not simple. Some dealers complain that their investment in beauty has yielded them little more than an appreciative letter or two from some old lady in the neighborhood and a lot of litter caught in the new shrubbery.

Some companies, notably Esso and

pseudo-Colonial wrapping, selling us brake fluid and windshield wipers from a "cutee, oldee" miniature brick mansion with streamlined Palladian doorways, mullions, transoms and all. Are Esso gas jockeys going to wear wigs to put that tiger in our tank?

Nor does the ranch-style gas-station house solve the problem. A place to service a modern automobile is no more a ranch house than it is an 18th-century manor or the Taj Mahal. It is a service station and any attempt to conceal this perfectly happy fact is patently phony. There are also some new "contemporary" station buildings around, which oil companies seem rather proud of. But these, too, are more often than not contrived architectural stunts rather than the





To enlarge this room  
and exploit the view...

open this flap.



# DAYLILIES FLAMBOYANT AND SHY

Daylilies are magic flowers. Every day from June solstice to September equinox, they open new blooms that bewitch and delight the eye. Summer would be a dull season were it not for the graceful nodding shapes of daylilies dancing over rich green foliage.

Daylilies were once common orange things with brown or black speckles. They escaped from cultivation and tossed their bright heads wild and unattended along fences, in meadows, along abandoned foundations. They had to be tough to survive; and prevail they did, through flood, drought, and blazing heat. Now hybridizers have bred them to refinement. They come in shades from pale yellow and ivory through pinks and reds to maroon and ebony-purple. There is also a fine range of polychromes combining cinnamon and bright pink, tangerine, and brown. Their shapes have changed too, and you can have wide, (continued on page 96)



A raspberry-pink daylily (above) displaying all the characteristics of color vibrancy, fine form, and sturdy growth that typify the modern hybrids.



Photographer: Guy Burgess

'Marguerite Fuller' (above right) is an eight-petaled variation of an older variety called 'Kwansô,' hybrid descendant of the wild East Coast tawny lily.



# The Special Delivery Banana.



Maybe you didn't know it, but a banana can go through plenty on the way to your grocery store.

2,200 miles of bumping, bouncing, rolling ocean.

And with nothing to protect it but the skin it was born in.

Smash. Bang. Ka-pow.

Now, we wouldn't let our Chiquita Brand Bananas come in for that kind of treatment. So we pack them. Each and every one.

We cut them from their stems and nestle them in corru-

gated boxes. Nine-ply thick. And shield them with layers and layers of tissue.

That's our Chiquita Brand Banana. Otherwise known as The Special Delivery Banana.

The U.S. Mail should have it so good.

## Chiquita® Brand Bananas.

Chiquita is a registered trademark of United Fruit Company



## Introductory Offer!

Of shimmering solid stainless with satin finish handles, Satinique is our new contemporary pattern designed by Oneida exclusively for Betty Crocker coupon savers. To introduce Satinique, we offer special savings, with no coupons required. Add Satinique to your table!

Betty Crocker



NEW  
Satinique

You'd expect to pay \$4.95 in stores for five pieces of this quality in lifetime solid stainless.

## 5-Piece Stainless Place Setting

For a limited time, a place setting of Satinique is yours for only \$2, with order form. No coupons required. Complete your set—from 25 pieces open stock—at big savings with Betty Crocker coupons from over 100 General Mills products: Gold Medal Flour, Bisquick, Betty Crocker Mixes, Big G Cereals, many others. Catalog showing all pieces, plus over 100 other items available with Betty Crocker coupons, comes with your place setting. If not satisfied with your order, return it within 10 days for full refund. Order today. Offer ends August 15, 1967.

**GENERAL MILLS**  
Box 244, Minneapolis, Minn. 55460  
I enclose \$2 (check or money order preferred) for my 5 pc. stainless place setting of hollow handle knife with forged blade, dinner fork, salad fork, oval soup spoon, and teaspoon in Satinique pattern.

Name \_\_\_\_\_

Address \_\_\_\_\_

City \_\_\_\_\_

State \_\_\_\_\_ Zip\* \_\_\_\_\_

\*To assure delivery give your Zip Code. Only one place setting per family, please. Offer limited to U.S. only; expires Aug. 15, 1967. Offer void where coupons prohibited, taxed or regulated.



WHAT DOES IT MEAN

## UPHOLSTERED FURNITURE TERMS

You know exactly what you want—but how do you describe it to your furniture salesman? If you're lucky the sofa of your dreams will be right there in the furniture department or in a catalog. If it isn't, you may have a difficult time. To communicate and to understand what's available, a working knowledge of furniture language is a must. The following glossary of common furniture terms will add useful words to your furniture vocabulary.

The latest thing is called *total upholstery*; it refers to pieces that are often very large and are upholstered all over, including the arms,



Total upholstery

legs, and feet. Even open-arm chairs are now being covered head to toe in upholstery fabric without an inch of wood showing. A *fully upholstered* piece, on the other hand, has exposed casters, bare legs, a metal or wood base, or it can hide these under a fabric skirt. *Exposed wood* refers to the wood frame left showing as a decorative addition to the design on a partially upholstered piece. It can have natural or painted finishes.

A *loose back and seat* means that separate cushions are set in the seat and against the back—these are individual pillows and are upholstered on all sides. *Tight back and seat* refers to sofas or chairs with plain backs and seats without separate cushions. A luxurious effect is achieved with tufted or buttoned upholstery. *Tufting* is tying down sections of fabric with buttons, leaving a puffy area in between. Each area of fabric is folded, tacked down, and stuffed individually, allowing fullness and flexibility. *Buttoning* is a less expensive version of tufting. The button is placed on a plain upholstered surface and tacked to the inner upholstery, causing a tufted look, but without the extra fullness of good tufting. Pull-up or side chairs often have *slip seats*—


the seat is separate and can be lifted out of the frame of the chair when it needs upholstering.

The difference between a couch and a sofa today is not clearly defined. A couch (from the French *coucher*—to lie down) refers to a piece that has only one arm and possibly a back, and that is intended more as a daybed, to be reclined on rather than sat on. A sofa is a more luxuriously upholstered piece, with two arms and a back.

Sofa styles are dependent on details such as the type of arm or back or the overall shape. Often these characteristics are used interchangeably and are found in several styles. The *Lawson* sofa is fully upholstered with a low, square back and outward turning, rolled arms which are lower than the back. These arms are the most obvious characteristic of this sofa.

*Chesterfield* is an old English sofa that is staging a comeback today. The arms on the Chesterfield sofa are the same height as the back and are heavily overstuffed like the back. Recently leather- and vinyl-tufted Chesterfields have been used extensively in modern living rooms. A sofa with straight arms and back of the same height is called a *Tuxedo* sofa. These sofas range from 6 feet 3 inches to 9 feet long. The *camelback* sofa is usually shown in Colonial style and has a soft camellike hump in the center of the back. It is usually shorter than standard sofas, measuring from 50 inches to 85 inches.

The terms *love seat* and *settee* are often used interchangeably, although the pieces they refer to are



Tufted Chesterfield

actually quite different. A love seat is a fully upholstered, scaled-down version of any popular sofa style, seldom exceeding 54 inches in length—enough room for two people. The settee is a wooden-backed piece with little upholstery, usually with a tight seat or a separate cushion tied on. A *settle* is an all-wood settee, a simple country piece.

A French word that has survived, although its meaning has changed, is *banquette*, an upholstered bench or settee. Today fully upholstered banquettes are made to be built in along a wall.

Among chairs the most misunderstood term is a French one: *Bérgère*, pronounced "bare-zhair."



Bérgère

Say *bérgère*, not *bérgère-chair*. The *bérgère* has an upholstered back and sides, a loose-cushion seat, and often a loose-cushion back. Its exposed wood frame is often carved fruitwood in a natural or painted finish. The *lounge* or *club* chair is a large, fully upholstered chair frequently available in the same styles as sofas and often sold with a matching sofa as a suite. A club chair can be totally upholstered to the floor or have a skirt of feet showing. Usually it has a loose seat and often a loose back. There are many variations of these chairs, but the best designs are the simplest and most classic.



Slipper chair

Other chairs are more familiar: the *wing* chair with its winglike projections to ward off drafts; the *barrel* chair; and the *tub* chair, round like the *barrel* chair but lower, often on a swivel and close to the floor. The *pull-up* chair is a light chair that can be easily moved about a room. A *slipper* chair is a low upholstered chair without arms, originally used while putting on slippers. Since it is low and small it is now used in living rooms as well as bedrooms.



# The refrigerator with a thousand faces.

No matter how beautiful a refrigerator looks when you buy it, after a while it can get terribly boring. But no more.

You can own the new Whirlpool Connoisseur Twin for the next 20 years and change its looks every day without repeating yourself once. Match or contrast your kitchen curtains, walls, cabinets or floor.

How does it work?

The doors have frames around them. To

change decor, just insert the material of your choice: curtain fabric, wallpaper, floor vinyl,  $\frac{1}{4}$ " plywood . . . even a photo of your favorite husband. Do you have to be a mechanic? Ma'am you don't even have to be a man. Incidentally, the refrigerator comes in 4 edged colors: sapphire, copper, avocado, and fawn . . . or classic white.

Of course our new refrigerator is more than just a decorator's dream. It's no-frost,

with a capacity of over 21 cubic feet, which is the equivalent of a full-size refrigerator and a full-size freezer. You can order it with or without an automatic ice-maker. And you yourself can change doors to swing left or right from the sides or the center.

Maybe all this is wasted on you—maybe you don't need a new refrigerator. But, ma'am, don't you wish you did?

**Whirlpool**  
CORPORATION





## Special Savings...

Chatelaine, classic new pattern in gleaming solid stainless, was designed by Oneida exclusively for Betty Crocker coupon savers. To introduce Chatelaine to you, we make this special offer, with no coupons required. If you love the traditional, Chatelaine is for you!

Betty Crocker



NEW  
Chatelaine

You'd expect to pay \$4.95 in stores for five pieces of this quality in lifetime solid stainless.

## 5-Piece Stainless Place Setting

For a limited time, a place setting of Chatelaine is yours for only \$2, with order form. No coupons required. Complete your set—from 25 pieces open stock—at big savings with Betty Crocker coupons from over 100 General Mills products: Gold Medal Flour, Bisquick, Betty Crocker Mixes, Big G Cereals, many others. Catalog showing all pieces plus over 100 other items available with Betty Crocker coupons, comes with your place setting. If not satisfied with your order, return it within 10 days for full refund. Order today. Offer ends August 15, 1967.



## DECORATING CLINIC

We welcome your questions on decorating and will answer them here, as space permits.

**Question:** I'm puzzled about what to do with my windows. I want to cut down on light, and also, the view isn't too good. Am I right in assuming that draperies over plain curtains look a bit old-fashioned?

**Answer:** Yes you are. But what's wrong with it if it suits you—and if it's a good solution for your particular problem? If you want a newer look, there are printed sheer curtains with matching heavier-weight draperies.

You might also think in terms of casement cloth draperies. They range in weight from a fairly transparent sheer to a heavily textured weave and come in a wonderful range of colors. Casement cloth draperies are never lined.

Another way to handle your window problem would be to use translucent window shades under casement cloth draperies or to have your drapery fabric laminated to window shades.

**Question:** The hall of our house was recently carpeted with one of those new polypropylene carpets in an olive green. Our living room is done in light beige wool. The light wool seems to shed on the darker hall carpet and I cannot vacuum it properly. What should I do?

**Answer:** Probably portions of your polypropylene carpet are tip-sheared. The sheared-off fiber ends are slightly rough, which means that all other fibers will stick to them quite tenaciously. The only way to remove them is with a good strong upright vacuum cleaner with a beating action. You can get a

special attachment for your vacuum cleaner if it is a tank type.

**Question:** We have to entertain some of my husband's important clients. I wonder what to do about flowers, since I'm not good at arranging them. What should I tell the florist?

**Answer:** We're so glad you asked because you've given us a beautiful chance to get on one of our pet soap boxes, the one that's labeled "florists' flower arrangements." Naturally you cannot copy those creations of wired flowers that only the most talented florists produce, but then why would you want to?

Why not, instead, do what comes naturally and beautifully? Start with a simple, handsome vase and fill it with loosely bunched flowers of the season. Nothing to it. Just keep one thing in mind: scale. It should be generous, not stingy, unless you want to do some mini-flowers. Small baskets of daisies, tightly packed, are nice for the dinner table. Also, watch the relationship between vase and flowers; flowers should be two-thirds larger than the container. Floor vases with flowering branches are newer than houseplants and marvelous for filling an empty corner.

**Question:** The floors of our house need refinishing—what color should they be stained?

**Answer:** Always as dark as possible, almost black is our preference. However, one word of warning: the darker the stain, the harder the upkeep. We once saw a room by designer John Gerald with a wood floor stained a wonderful shade of turquoise. Why not experiment with a colored stain? Try olive green, blue, or red.

**Question:** The bathrooms in our new house are dingy. What can we do to dress them up and make them more cheerful without spending a mint of money? Our tiles are colored salmon pink and black.

**Answer:** Easy—color and pattern will do the trick. You will probably want to wallpaper the wall above the tile. We suggest a paper with a very pale pink background and a pattern in a darker version of the salmon. If you find a paper you like with a background the exact color of your tiles, it should be fairly well covered with a print in light versions of the same pink and with lots of white in it.

Towels in various shades of the pink and a black-and-white shower curtain would be very smart with this. For a novel way of hanging shower curtains see American Home, May, 1967.

**Question:** I've been shopping for window shades recently and am confused about the difference between something they call room-darkening shades and translucent ones. I want shades for privacy and also want them to keep out the sun. Which kind should I get?

**Answer:** A translucent window shade is all you need if you want to protect your furniture and carpets from sun fading and yourself from intrusion by the outside world. However, if you want to darken a room completely, for instance if you want to keep the morning sun out of your eyes in the bedroom, then get a room-darkening shade. It will block out all light if it is properly fitted at the sides of the window. Room-darkening shades are usually two-faced: white on the outside for uniformity from the street, white or any color of your choice inside.

**Question:** My sister-in-law told me recently that colored candles are considered to be in bad taste. Is this true? I like colored candles; white ones look dull.

**Answer:** When it comes to a formal dinner table your sister-in-law is quite right; until further notice, candles should be white if you want to be correct. Although we still prefer white, cream, or natural-colored beeswax candles, for less formal occasions we don't object to colored candles. Never use black ones. But bright red candles, which might look hideous in the wrong setting, can be charming at Christmastime with lots of greens and apples for a Scandinavian flavor. Usually, candles in muted so-called off colors like olive green are preferable to baby pink ones. Taste today is much less rigid and what was considered impossible even five years ago is now accepted and even admired.

**Question:** I'm trying to furnish our first apartment and am just about ready to give up—everything is expensive. Please help.

**Answer:** You're going to have to make one big decision first: Do you want to invest most of your decorating money in one or two really great pieces and improvise the rest until you can afford another splurge, or do you want to furnish your whole apartment at one fell swoop but with things of mediocre quality?

We suggest that method number one is better all around. Suppose, for example, your heart is set on a beautiful but costly dining room table. Buy it, find inexpensive chairs to go with it (In American Home, Sept., 1966, we showed one that costs

**GENERAL MILLS**  
Box 244, Minneapolis, Minn. 55460  
I enclose \$2 (check or money order preferred) for my 5 pc. stainless place setting of hollow handle knife with forged blade, dinner fork, salad fork, oval soup spoon, and teaspoon in Chatelaine pattern.

Name \_\_\_\_\_

Address \_\_\_\_\_

City \_\_\_\_\_

State \_\_\_\_\_ Zip\* \_\_\_\_\_

\*To assure delivery, give your Zip Code. Only one place setting per family, please. Offer limited to U.S. only; expires Aug. 15, 1967. Offer void where coupons prohibited, taxed or regulated.



\$12), and maybe an indoor-outdoor rug, or one of sisal, now available in several colors and patterns, that would be perfectly fine for year-round use, or a painted or stenciled floor with window shades or chair-rail border to match.

Biggest investment, according to most newlyweds, is upholstered furniture for the living room. Instead of buying a mediocre sofa and matching upholstered chairs, take advantage of the current craze for wicker, find some old pieces and paint them white or dark brown, make your own seat cushions and pile the sofa with pillows for comfort. Ask yourself whether you really need a sofa—maybe several easy chairs would do just as well. Or investigate the possibilities of making do with great foam slabs until you can buy a sofa you really like.

Wall-to-wall, ceiling-to-floor draperies can wreck almost any budget, but who says they're a must when there are other ways out of the window dilemma? Discover blinds: the narrowest of venetians, bamboo, or tortoise shell patterned, or old-fashioned porch blinds in colors or white. If the length is right, why not use shower curtains that now come in patterns worthy of any living room? Make your own of wet-look vinyl or even paper.

If you're afraid of a vacuum—of great unfurnished areas—learn to furnish with great big patterns. If all you own is a love seat that's too small for your room, cover it in the biggest print you can find. Staple lengths of a great print to dowels at the top and the bottom to cover a bare wall.

*Question: We've just finished decorating our home, the major pieces are all in place, and now we need accessories and something for the wall. Our color scheme is blue and green—should everything we buy match? I think the painting over the sofa must be blue-green.*

*Answer:* Yours is what we've called an Instant Impact room (see American Home, March, 1967, issue). To make it come off successfully you will probably have to color coordinate all your accessories. The trouble with this kind of decorating is that next time around you'll want a whole new collection of accessories.

But when it comes to paintings, we feel strongly that they should not be bought to match any particular color schemes. Get a good painting no matter what its colors, and you'll enjoy it now as well as when you change your color scheme.

*Question: It seems to me that I've been hearing a lot of talk recently about mixing several patterns in one room. How can I do this and not have a room that looks as though it came from a bargain sale?*

*Answer:* There has been a strong trend to mixed patterns, you're absolutely right. It takes a good eye and a

very sure taste because there's really no formula. We do suggest, though, that it's easier if you work with a geometric: a dot, stripe, or check plus two other patterns. There should also be a relationship of style between all the prints in one room. Suppose you start with a rather naively quaint "Granny" floral—obviously it won't go with a

large-scale English chintz. But it will look charming with other small-scale calico-type florals, so that you end up with a patchwork effect. For an op-art room you might mix several designs. Color is an important consideration too; be sure that the patterns that you mix have the same color throughout.



**FOR WOMEN WITH MORE EXCITING THINGS TO DO THAN SCRUB FLOORS:**  
**ONE-STEP FLOOR CARE**  
(It cleans and waxes at the same time)



By the maker of Armstrong FLOORS





# Breakthrough!

## NEW Rit Liquid Dye

*First home dye you just uncap and pour—smooth, rich, color-right results—in your washer!*

It's here! The first *streak-free* dye. The first wet dye...it's actually a *liquid*! New All-Purpose Rit Liquid Dye. Now no more mixing, no guessing, no mess! Now pure bright color is so easy, because every single drop of dye blends instantly in water.

You can dye such a wide range of materials. Even vinyl plastic! Denim or dimity, slipcover or scarf—it's easy! *Streak-free*. Choose from 12 exciting colors in unbreakable plastic bottles. It's fun to get those fabulous results!



**Continental café at home**  
Cover a small table to the floor in bright Kelly Green. Eye-catcher in any room.



**Color this robe romantic.** Rit dyes this beauty in Old Rose. Then ties it up pretty with a lavish "obi" sash.



**Copy-cat color!** Color-match napkins to favorite table accessories. Here we echo the Aqua of a tile.



**Brilliant pillowtalk**  
Create new effects with pillow-covers dyed in surprise colors like vivid Fuchsia.



**Jewelry swings to color**  
Stunning Navy Blue sends plastic "pearls" and earrings out on the town again.



**New view for a window**  
The color? Bright sunny Yellow by Rit. New decorator touch: appliqued ribbon stripes.



**Mad fad: 2-color shoes!**  
Dye one fabric shoe Cocoa Brown; the other in Aqua. How people will talk. How they'll copy!

*Biggest splash in color history from All-Purpose Rit—America's*





**Streak-free  
results  
unconditionally  
guaranteed-**

(OR YOUR MONEY BACK!)



How can we dare to make such a guarantee? Because this major breakthrough has produced such perfection in the dye itself. If you have followed the directions and are dissatisfied with the results—please send in the word "Rit" from the front bottle label to Rit Dyes, 1437 W. Morris Street, Indianapolis, Ind. 46206. We'll be happy to give you the full purchase price. Only Rit could make such a product—or such a guarantee.



**Lovable lion  
in your zoo**  
Use a scatter-rug  
or bath mat. Dye it  
lion-brown. Sew on  
a fierce or a  
friendly expression!



**Teen dream—black dress**  
Super-sophistication!  
Dye a dress of hers Black.  
She'll never forget it.  
Never!



**Bright color for bedrooms**  
Dye a bedspread a beautiful  
color like Fuchsia or Scarlet.  
Looks warm and cozy,  
doesn't it!



**Make her a doll family**  
Do it with spools dyed  
Royal Blue. Dye "string"  
hair. Trim with anything.  
Delightful!



**Clever kitchen catch-all**  
Soak a plain straw or  
wicker basket. Rotate in  
Rit. Hang on wall to hold  
who-knows-what!



*largest-selling home dye.*





**Add  
subtract  
multiply...**

**electrically**  
**\$90.**  
for less than  
*(Dad could sure use one)*

For less than \$90.00 the Figurematic is a lot more than you'd expect.

Dad can add, subtract and multiply electrically.

(Just flick your finger and figure up to 999,999.99)

And carry it anywhere in its handsome case.

With a lot of imagination and hard work, Smith-Corona made the kind of engineering discovery every company hopes for.

And we're passing it on to you in this 8-pound electric brain.

C.P.A.s use it. So think what a snap it makes grocery bills, inventories and sales figures. Even use it to check the kids' homework.

You can afford their portable electric adding machine.

**The new Smith-Corona® Figurematic®**  
Made in America

SCM CORPORATION, 410 Park Avenue, New York, N.Y. 10022.  
Offices in Canada and major cities throughout the world.



#### THE MOST FROM YOUR AUTOMOBILE

By WILLIAM J. TOTH

### UP-TO-THE-MINUTE VACATION TIPS

Half the fun of any vacation is in the planning of it. And certainly, through good planning you can eliminate many of the pitfalls that can plague and spoil what normally should be a happy and enjoyable experience. Professional travelers, safety researchers, and just plain summertime vacationers like yourself have learned many things that can make a trip easier, safer, and more exciting. Perhaps you know a few tricks yourself, but how many of the following are you aware of:

#### PLANNING THE TRIP

- You can get dozens of pieces of descriptive literature free from any state chamber of commerce. Write to them at the state capital.
- Your automobile club and most oil companies will be glad to map a route for you and furnish you with up-to-the-minute information on new Interstates and detours you may encounter. They also can recommend restaurants and lodgings.
- Make reservations early. Write and get written confirmations. Local travel agencies and local members of a chain motel can usually get you immediate confirmation by teletype. And above all, remember to cancel immediately if your plans change.
- Call ahead to extend an arrival time if you are going to be late. Most reservations are held until 6 PM. Request a late arrival with your reservation.
- Plan to travel about 300 miles a day. More can be tiring and dangerous.

#### IS YOUR CAR UP TO THE TRIP?

- With extra weight from passengers and luggage and the heat that high speeds will generate in addition to the normal summer heat, your tires will be

put to a severe test. Are they in shape to take it? Have them checked by your garage or tire dealer. Make sure your tires are the right size for the load.

- This would be a good time to have your car checked at one of the new electronic clinics being established throughout the country by major oil companies and car dealers. Their check is complete with a written report and costs about \$10.

- One major car manufacturer is testing a mobile clinic that makes house calls. Again, the equipment used is practically foolproof and you can be sure of the results.

- If you have work done on your car, make sure you have a week or so to have a shakedown cruise before the actual trip. This way you can check on the repairs and make sure everything has been done.

- If you ever considered joining an automobile club, do it before your trip. Their services are extremely valuable in case of an arrest, accident, or mechanical breakdown.

- Don't jam luggage into the passenger compartment. Store it on the roof if necessary. Store it under canvas and use new rubber cords with hooks to secure it. The cords are available at any auto accessory store. You can save an hour every day in loading and unloading.

- Carry clean cloths for cleaning windows between service station stops.

- Carry moist-paper towlettes for quick hand cleansing.

- Don't leave luggage on top of the car overnight. It can be stolen or damaged. It is even a good idea to keep your car parked within sight while eating if possible.

- Lock your car when leaving it. 80 percent of all stolen cars are unlocked and 50 percent of those had keys in the ignition. Have extra keys made for other passengers and carry a set in your wallet.

- Don't tempt thieves. Cover valuables or lock them up, don't leave them lying on a seat even in a locked car.

- Cameras should be kept out of the sun, as cool as possible. Heat can affect the film.

- Are your flashlight batteries fresh? Do you have flares for a breakdown? Do you know how to light a flare?

#### YOU AND YOUR PASSENGERS

- Will your insurance be valid if you plan to travel in Canada or Mexico? Check this with your agent. This might be a good time to review your insurance coverage and increase it for the trip.
- Appoint the passenger up front with the driver as a copilot



to help the driver watch for route numbers, turnoffs, and other signs. The copilot can also help keep the peace if children are passengers.

- Get plenty of rest. Plan on eight hours nightly plus frequent stops during the day. Remember this is a vacation, not a marathon drive.
- Are your driver's license and car registration valid or will they expire before you return? Incidentally, keep them in your wallet.
- Are you all physically well? Is anyone ill? Someone with a toothache?
- Is your driving going to be affected by any medication you are taking? Check with your doctor.
- Wear comfortable clothing. New permanent-press clothing can be washed nightly at most motel laundries. This can save carrying extras.
- Extra pillows and blankets can help make the trip more comfortable.
- Carry a wet wash cloth in a plastic bag to wash the children.
- Don't forget games to keep children occupied. Most bookstores carry books listing hundreds of travel games.
- Credit cards can save carrying large sums of cash. At the end of the trip you will have an accurate record of your expenses. Besides payment will be due a month after the purchase.
- Certain gas credit cards that are issued free of charge are honored at various motel chains. These cards can save you an annual membership fee.
- Carry an extra pair of any prescription glasses.
- Tell relatives and friends where you plan on traveling. This could be vital in case of an emergency at home.

#### NEW DRIVING TIPS

- As you enter a new state or see a new speed limit sign read it aloud. It will help you to remember and keep you alert. It will cause others to remember, too, and they can remind you of the limit.
- If in doubt about a route or turn-off, pull completely off the road or into an information booth to straighten out your confusion. A stopped or hesitant car on a high-speed road is a dangerous roadblock.
- When a driver ahead signals a left turn, move over to the right in your lane to allow other drivers following you to see the signal also. This can prevent your getting hit in the rear.
- Any time you get into your car and are preparing to pull out into traffic, keep your foot on the foot brake until you move out. Your rear brake lights will alert drivers approaching.
- If you need lights on to see or be seen, use your headlights not your parking lights. Besides being illegal to use while moving in many states, they are difficult to see.
- Don't wear sunglasses or look through tinted glass at night.
- Avoid racing with cars in the lane along side of you at a traffic light. By stopping half a car length behind the stop line or behind another driver's front door, you will eliminate the temptation to race.
- Have the lenses on your headlights

and taillights cleaned as well as your windshield. Research shows ordinary road dust can appreciably reduce the effectiveness of these lights.

- Keep your seat belt snugly tight. It will help you in a sudden stop and will give you extra back support.
- Lock your doors from the inside while traveling. This will keep out intruders and will keep the doors shut in case of a rollover. In case of an ac-

cident your chances are better by staying inside.

- Check your tire pressure in the morning while the tires are cold. By adding 4 pounds to recommended pressure you can further stabilize your car and add miles to your tires.

#### MOTEL MANNERS

- If you pull into a motel late at night or leave early, DO IT QUIETLY.

- Treat the motel as you would your home. After all, it is for the night.
- If you use their swimming pool, obey their safety rules. Although you may be on vacation, accidents never take a vacation.



Mr. Toth is a professor at the Center for Safety Education, New York University.

# American-Standard has only one standard of quality.

## How come the prices are different?

### For about \$9† more...

than an inexpensive round-front model you get this Elongated Cadet\*. What makes it worth \$9 more? The answer is in the name... *elongated*. This means that you get an extra-long bowl—it holds more water, and more of the bowl area is *under* water. So it stays even cleaner and more sanitary in use. The extra bowl length helps to keep the floor clean, too. And the elongated seat is more comfortable.



### For another \$40†...

you have the Elongated Compact, complete with the revolutionary new Vent-Away\* toilet ventilator—*exclusive* with American-Standard. At a touch of the handle, it *whisks toilet odors down the drain before they can become bathroom odors!* You no longer have to open a window or use a spray to air out your bathroom. The built-in siphonic action is quick, quiet, thorough—it doesn't get out of order.



### Add \$19†...

more and you get the Elongated Glenwall\*, also with the exclusive American-Standard Vent-Away toilet ventilator. And look what it *doesn't* have! The Elongated Glenwall has no pedestal for you to scrub and clean around, for it is an off-the-floor toilet. You can tidy the floor under the toilet with a swish of a mop—standing up. Idea: Use an accent rug *under* it, or carpet the floor right up to the wall.



For installed prices in your choice of six American-Standard fashion colors or white, see your American-Standard plumbing contractor (in the Yellow Pages under "Plumbing Fixtures" or "Plumbing Supplies"). Or MAIL THE COUPON TODAY.

\*TRADEMARK A.R.S.S. CORP. †MANUFACTURER'S CONSUMER LIST PRICE.



AMERICAN-STANDARD, Dept. PA-667  
Box 2, Midtown Station, New York, N.Y. 10018

Please send me more information on new American-Standard toilets with Vent-Away and your booklet "New Fashion Ideas for Bathrooms." I enclose 10¢ to cover mailing. I am modernizing ☐. I am building ☐.

Name

Address

City  State

County  Zip Code No.





By STANLEY SCHULER

# HOW TO GIVE A CHILD A RARE VACATION

When Mr. and Mrs. Robert Gardiner of Cheshire, Connecticut, first decided they would like to have a child from the New Haven slums come to stay with them for a short while, their only thought was that the visit might in some way brighten and broaden the life of an unfortunate youngster.

That was six years ago. Today, little Margaret, now 12 years old, is "a part of the family."

True, Margaret still lives with her own family—her mother and five brothers and sisters—in a vast, crowded city project. But as a result of her visits two or three times a year to Cheshire, she now knows what it is to pick flowers in a garden, to sit down for an unhurried family meal, to find ice cream in a refrigerator, to read a book simply for pleasure, and—best of all—to receive the attention of an adult.

"But I think we have gained even more than Margaret," Ruth Gardiner says. "Because of her, we've become more aware of the problems that afflict so many people in cities, and we have gained new appreciation of our own advantages. And Margaret has given us love."

"Just as soon as our own little boy is old enough, we want to have some boys out from the city too."

The Gardiners are just one of some 17,000 suburban and rural families who this year will savor the pleasure of playing host to children from the city streets.

The Friendly Town Program, as it is most commonly called, was started in Sherman, Pennsylvania, in 1877 when the minister of the local Presbyterian church asked his parishioners if they would take into their homes for part of the summer a few children from Manhattan's Lower East Side. The project was so successful that within a short while it was necessary to set up a special fund to administer it. Now known as the Herald Tribune Fresh Air Fund, this organization not only operates seven summer camps in New York State but also supports the program through which underprivileged New York City children are given summer vacations in private homes in almost 2200 Friendly Towns scattered from Maine to Virginia. This summer the fund hopes to place a record 12,230 children. Several hundred children will also visit Friendly Town homes over Christmas.

In more recent years, other programs similar to the Fresh Air Fund's program have sprung up in the East and Middle West. Most are designed to provide one- to two-week (or longer) vacations in July and August for children from scattered cities including New Haven, Cleveland, Toledo, Chicago, Minneapolis, Des Moines, and Denver. A new program in New York's Westchester County and Long Island provides weekend visits at different times of the year.

Here is the way the programs usually operate. (In the absence of specific information from a program, you should verify the facts about such things as the children's health examinations, whether the program carries liability insurance, etc.)

## WHO ARE THE CHILDREN?

The majority are between 5 and 12 years of age, but some range up to 16. A great many are Negroes; a sizable percentage of the whites are Puerto Ricans. Orphans are rare, but about half of the children are fatherless. All are poor and live under miserably crowded conditions. Few have ever been outside the city.

Before they are released to host families, all children are carefully screened by reliable social agencies and are given health examinations. Although real delinquents are eliminated, few if any of the youngsters can be called model children.

"The chances of your getting a 'perfect child' are one in a thousand," a brochure published by one program says. "The chances of your getting an 'impossible child' also are one in a thousand."

Most host families are allowed to specify the age and sex of the children they will take; but specification of race and religion is discouraged, and, in the case of many programs, flatly prohibited. Most families ask for only one child at a time, but it is not uncommon to ask for and be given two and perhaps three, provided they are not siblings.

## HOW TO BE A HOST

The first step is to contact the program's headquarters or the chairman for your community. Your acceptance depends on where you live and whether you will provide food, bed, love, and simple hospitality at no cost to your guest or to the sponsor. The

program usually pays for the child's transportation, but you must live within a reasonable distance of the city. Your age, income, and whether you have children are not crucial.

One program director said these are the things they want to know about a family: "Do you have a normal family life (that means we want two parents, not one)? Are conditions in your home safe and healthy? Are you going to treat the child as if he's on vacation or are you going to load him with work—maybe more work than you give your own kids? (Yes, this happens sometimes.)"

"We are also looking for families who will go beyond simply entertaining a child to becoming actively interested in urban problems and trying to do something about them."

## HOW WELL ARE YOU MATCHED?

This year, for the first time, the Chicago City Missionary Society's Friendly Town Program will use a computer to try to place the right child with the right family. Most matching-up efforts are less elaborate. Even so, the results have been amazingly good.

Adjustment can take time, however. I knew one middle-aged, childless couple who had a nine-year-old girl as a summer guest. For the first week they were at wit's end trying to keep up with the hyperactive youngster. Then, gradually, their problems began to iron out, and by the time the child returned to the city at the end of a fortnight, harmony reigned. The child returned to them for several years after that.

## WHAT ARE YOUR RESPONSIBILITIES?

Once you pick up a visiting child at a railroad or bus station (or occasionally at a collection point in the child's city), you are on your own. Your principal responsibilities are to keep him safe, cared for, and well loved. Almost all families also work hard to take their guests on short trips and to expose them to broadening experiences. "But the children seem to have more fun just being at home," one longtime host reports.

Serious problems are rare; and when they do occur, must be reported immediately to the program headquarters or local chairman. Homesickness and ultraconservative

food preferences are the most common minor problems.

In the case of serious illnesses or accidents, the programs assume responsibility for paying the bills. They also generally carry liability insurance to protect host families as well as themselves against suits.

Many children are invited back to the same home year after year. Such continuing relationships very often lead to happy things for the children. For example, a Boston teenager who made weekend visits to a young couple in nearby Norwell for a number of years became their foster child.

Similarly, a Schenectady couple recently arranged to assume legal guardianship of five small New York City Negro boys when their grandmother, their only living relative, dies. As host to one of the boys—and later a brother—for several summers past, the couple developed an interest in the entire family.

Friends of mine in Connecticut took two Fresh Air Fund boys into their home when they were eight, and kept bringing them back every year under the fund's auspices until they were 16. For five years since then the boys have come out from town for weekends and vacations at the family's own expense. Now the family is helping one of the boys through college.

A Fresh Air Fund host in Pennsylvania summed it up this way: "After Maureen left, I realized that aside from providing her with fresh air, good food, lots of fun and pleasant memories to keep and share with her family, we had also given her a goal to strive for and a plan for her future."

But this isn't all that the Friendly Town Programs accomplish. Host families and neighbors benefit too. Sometimes the benefit is in the form of an incident to be cherished and chuckled over. For example, the excitement of the six-year-old who came upon a half-dozen milk bottles behind his hosts' barn. "I found a cow's nest! A cow's nest," he shouted, as he raced into the house.

Another benefit is the neighborhood change of attitude toward the underprivileged that quite frequently occurs. For example, one family who had a Negro child as a summer visitor tells of a neighboring boy who displayed open animosity toward the newly (continued on page 111)



# Ruberoid covers your floor with high style...

**STONE MOSAIC**  
captures the wall-to-  
wall look in embossed  
vinyl asbestos tile!

Imagine *Stone Mosaic* on your floor. The beauty of stone in easy-to-install tile. You can hardly see where the tiles join.

Touch it! Feel the deep texture. Dramatic shadows enhance the embossing.

Love the way it shrugs off household stains and grease...the easy way it cleans, keeps clean.

Available in popular 12" x 12" tiles in 4 real-stone colors: White-stone, Sandstone, Fieldstone and Turfstone.

Go see *Stone Mosaic* and other high fashion vinyl asbestos tiles and sheet vinyl patterns at your Ruberoid flooring dealer. (His name is in the Yellow Pages under "Floors.")

For more details write to The Ruberoid Co., 733 Third Ave., N.Y., N.Y. 10017. Dept. AH-67.



**RUBEROID®**

FINE FLOORING



# Colgate is New!

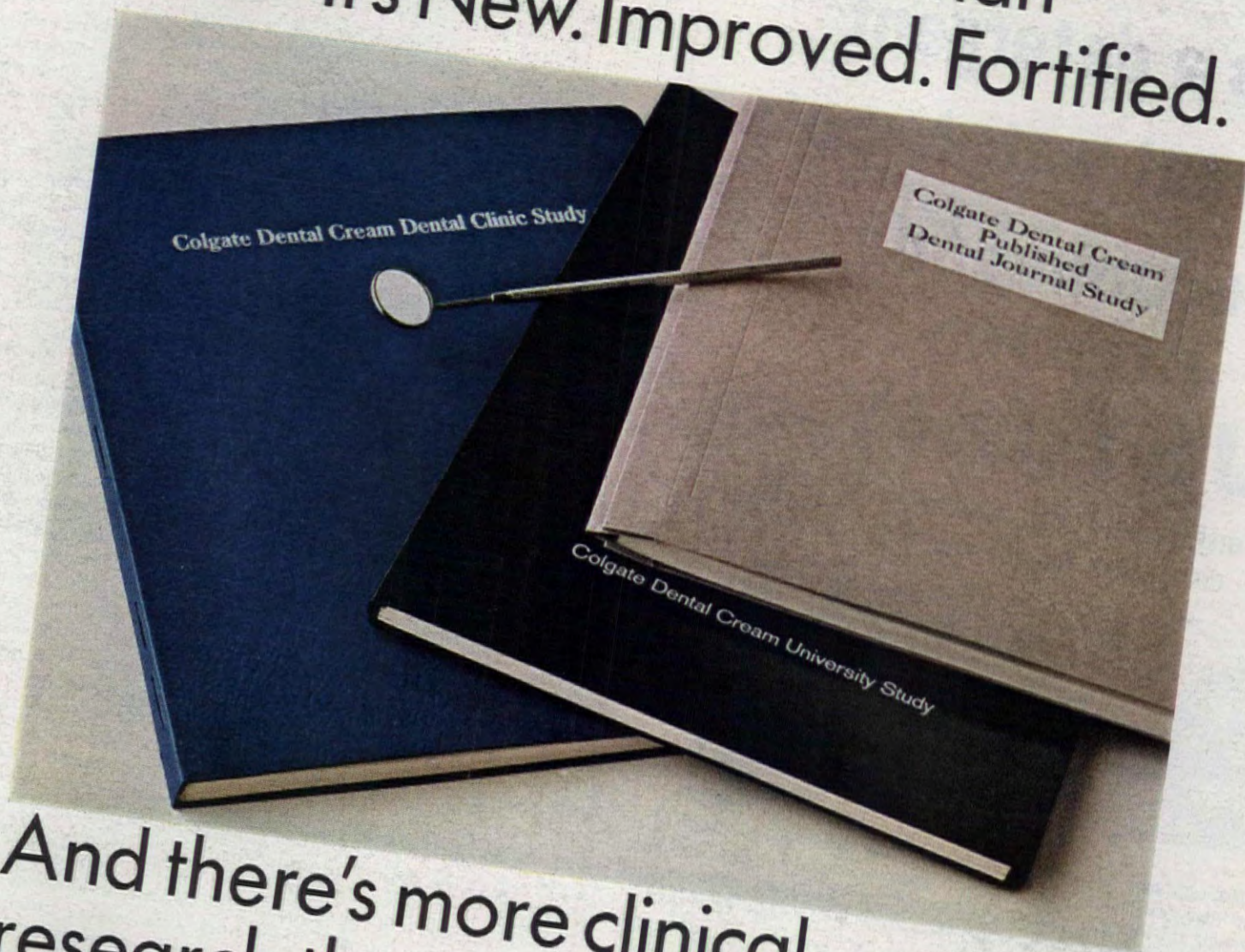


There's more taste  
excitement than ever.



# Improved! Fortified!

Yes, the Flavor's Fresher than ever—It's New. Improved. Fortified.




And there's more clinical research than ever before.

We've really done it! We've made a great anti-cavity toothpaste even better. New Colgate is improved—that famous Colgate taste is fresher than ever. Fortified! Now there's more anti-cavity research than ever. A new dental study...a test at a major university...and clinical research published in an official dental journal all confirm: Colgate unsurpassed in reducing new cavities, when compared to the best-known fluoride. Colgate is the anti-cavity toothpaste your family needs. (But don't be surprised if the kids already know about it. Colgate is sponsoring a nationwide school dental-health program to teach your children all about correct brushing, visits to the dentist, the works.)

## Anti-cavity Colgate.



Be sure to watch "I Dream of Jeannie" in color,  TV, Mondays, 8:00-8:30 P.M. N.Y.T. ©1967, Colgate-Palmolive Company



**The people who built  
your dishwasher \*  
recommend that  
you use something  
besides a detergent  
to prevent water spots.**

**They recommend:**

**LIQUID  
JET-DRY®**


**for dishwashers with automatic  
dispensers for JET-DRY**



LIQUID JET-DRY causes glasses, silverware and china to shed water instantly after they are rinsed. No water drops are left on the dishes to dry into unsightly water spots. Dishwasher manufacturers, recognizing JET-DRY as the answer to water spotting, equip many models to inject LIQUID JET-DRY into the rinse water. If your dishwasher is so equipped, don't run out of JET-DRY. Even one dishwashing without JET-DRY can cause spots.

**SOLID  
JET-DRY®**

**for dishwashers without  
dispensers for JET-DRY**



SOLID JET-DRY is now available for dishwashers not equipped to dispense LIQUID JET-DRY. It dries dishes just as spot-free and sparkling (and just as automatically) as LIQUID JET-DRY does in dishwashers equipped with automatic dispensers. SOLID JET-DRY comes in the form of a bar which is neatly encased in a plastic basket. You simply clip the basket to any corner of the upper rack of your dishwasher. Remember to buy JET-DRY. At grocery stores and dishwasher dealers.

\* JET-DRY is recommended by the manufacturers of all 28 makes of dishwashers  
© Economics Laboratory, Inc.



## DECORATING NEWSLETTER

**HOOKED.** Is Aunt Agatha handy with a crochet hook? Consider yourself lucky and encourage her if she wants to crochet you an afghan, or even better, a bedspread. Put her to work at once. Supply her with heavy, heavy yarn in the colors you love: white, deep purple, acid green, sulphur yellow, Mexican pink, or zany zinnia orange. Mark our word, the crochet look is coming back, but fast. The other day we saw a marvelous example of crochet work in food stylist Maggie Waldron's San Francisco house. She has a modern wicker couch with the seat and back cushions upholstered in white crochet. And on our own home front, take a look at the tomato-red bedspread shown in our March issue.

**TIGER, TIGER...** very bright. Marcelle Tolkoﬀ (whom we interviewed recently), of Tiger Fabric, Inc. and Tiger Tissue, fits the description well. Marcelle is the partner in charge of design at Tiger. If the name sounds familiar it's because we've shown many Tiger prints in the decorating pages of *American Home* in the past two years and hope to show many more. Tiger fabrics and vinyls are young, gay, bright, zingy, pepped up—they're what's happening. Says Marcelle, "Today nobody decorates for ever. All we want is something around the house that'll make us feel good—happy—that'll make us laugh. We buy things because they give us a lift. Status used to be stodgy, now it's smart to have a house that's smashing, that's the newest." What she brought to home furnishings from her ready-to-wear background is an uninhibited sense of color. "Decorating colors were always keyed to paint colors which had to be softer, grayer, more pastel because they were used in such big areas. I don't feel that it's important to coordinate with paint colors, I just do what looks good." Typical Tiger colors are: lettuce green with white and pink, black backgrounds with clear pastels... they're all clean, crisp, sharp. Marcelle calls herself average. "I have a husband (Dan Tolkoﬀ is the partner in charge of serious business at Tiger), two sub-teen bopper kids, a new second home, I shop at the supermarket—and I'm sure that if I like something every other woman like me is going to like it too." We don't think Marcelle is average at all, but supercharged with a creative energy that turned a small dress-goods firm into a powerhouse of fashion with nationwide distribution. Tiger products are all over.


The setting for our luncheon interview is worth noting too—New York's newest pub, Act I, on the 16th floor of the Allied Chemical Building in Times Square. The decor is an amusing mixture of Tudor and turn-of-the-century: brick walls, wicker armchairs (stained dark brown and upholstered in paisley), and terra-cotta tablecloths.

**SCRUBBED... BLEACHED?** Of course we mean your furniture, not your face or hair. Update your house with homey, honey-colored wood pieces in oak or pine; or with wicker, willow, and rattan at their blond best. Don't think of whole rooms, but rather in terms of single pieces for blond accents and contrast. Try: a headboard, occasional chair, a table or a collection of hampers, a love seat or lamp base, a clutch of wooden objects—they'll all do the trick. This wood is good with modern, Early American, Country English, eclectic.

**VELVET?** No, just a look-alike. That's the completely new, non-woven blanket by West Point Pepperell. It will be offered in the firm's Lady Pepperell (Miralux) and Martex (Luxor) lines. The lightweight, two-pound blanket is made of a synthetic foam and nylon webbing core to which nylon fibers have been electrostatically bonded. It is said to be completely and endlessly washable. Four sizes, twin through king, are available in pastels to coordinate with Lady Pepperell and three with Martex sheet colors; several prints too. Prices range from \$12.95 to \$24.95.

*Vna D. Hahn*





## If you can walk on it, the new Bissell Gemini can sweep it

Marvelous! . . . a nonelectric appliance that sweeps all floor surfaces: tile, wood, slate, cork, cement, terrazzo, brick, linoleum, rugs and carpeting.

Yes, for the first time, you can get one sweeper for all the different floor surfaces in your home. The new Bissell Gemini picks up where others leave off because it sweeps bare floors as well as the deepest pile carpeting. And it goes everywhere quickly, effortlessly—there's no cord to tie you to the wall!

Gemini's exclusive twin brushes make its sweeping action doubly efficient . . . picks up dirt coming and going. And the unique angled bristles "flick" even gritty sand into the dust pans. All this for less than \$17. Try the new Bissell Gemini for every floor surface in your home . . . makes all other sweepers old-fashioned!



### New Bissell Aerosol Oven Cleaner makes oven cleaning "short and sweet"

Yes, Bissell Oven Cleaner cleans the dirtiest oven in just 5 minutes . . . without stifling fumes. Spray on and in 5 minutes, wipe clean. New, stronger formula does it.



### Now . . . spray away spots with new Bissell Aerosol Spot Cleaner

Stains on clothing, upholstery, carpets? Spray on Bissell Spot Cleaner, let dry, brush off! Removes all oil, grease and most food stains. Never leaves a ring. Handy to have on your shelf . . . always!



### Bissell Dry Rug Cleaner

Provides fast clean-ups. Apply, vacuum in one hour, rug is ready to use. Perfect for high traffic and small areas like stairs and hallways, too.

... HOME-CARE IDEAS AS NEW AS YOUR NEEDS ...

**Bissell**  
BISSELL INC., GRAND RAPIDS, MICHIGAN 49501 ®





# Somebody had to break the rules

The woman who wore the first geometric haircut broke the rules.  
Columbus broke the rules.  
Florence Nightingale broke the rules.  
And Dash broke the rules.

To make a breakthrough detergent for automatic washers, somebody had to break the rules. Dash did.

Dash cleans cleaner than any powder made for all automatics...because

## Dash broke the rules to give you a cleaner wash.

### The Rules

...and how Dash broke them.

<b>1)</b> Measure 1¼ cups per washload.	Dash traded powder for power. You use only ¾ cup of Dash where sudsing detergents recommend 1¼ cups. Concentrated fury. We call Dash "The Little Giant."
<b>2)</b> Make lovely suds.	Dash swapped excess suds (they can clog your wash) for clear, clean rinsing.
<b>3)</b> Be all things to all women. a) Clean dishes, woodwork, tiles and tires, as well as clothes. b) Wash in a wringer and tub as well as machine.	a) Dash is for laundry and <i>only</i> laundry. b) Dash is for automatics and <i>only</i> automatics.





## BE INFORMAL: IT'S SUCH FUN

Someday somebody's dictionary will tell you what words go with what. Informal goes with fun it will say. Informal goes with relaxation. Informal goes with easygoing. But the most up-to-date dictionary of all will tell you that informal also goes with style, a sense of taste, and behind all the casualness, a bit of planning on your part. The food must fit the mood; tables are copasetic. There's comfort all around for everybody. On these pages we show you what we mean by this new informality. You don't need a seagoing yacht to be informal and/or have fun.

A simple sunfish will do. A deck is nice but not mandatory. If you don't have a pool there's no reason in the world why you can't gather the crowd around for a little banjo plunking, a keg of beer, or a fabulous cioppino. So come on with us—be informal and have fun!





By Vera D. Hahn

## LET'S HAVE A PARTY JUST LIKE THAT!

*The best summer parties are the ones that just happen. At a moment's notice they're on and all you need is the smallest of excuses. Celebrate the first blooming of your nasturtiums or someone's winning the tennis tournament. Have a party for no other reason than you want to share your pool, deck, or garden with a group of good friends. Our point is to be relaxed and informal. Here and on the following pages we give you ideas on how to set your party table—in each case around a menu. Don't be timid. This isn't the time for dainty prints and delicate flowers. Come up with walloping colors, strong shapes, and smashing patterns. Improvise! Use a wire vegetable basket for a bread holder, kitchen towels for napkins, paint pails for wine coolers. Mix casual materials with flair—plain pine with melamine, stainless steel with cotton fabrics. Make much of scale. For a clean, uncluttered look, think big. But above all, make it fun. Here are the tables. Party food recipes begin on page 106.*

Photographer: Richard Gross  
Home Owner: Mr. and Mrs. Douglas Baylis  
Fashions by J. Magnin, San Francisco





### SERVE CURRY ON A CART


Greatest party prop of all time is a good, big serving cart. Use it to roll the main dish from table to table, for dessert and coffee if you're serving buffet style. Break up large parties into small groups, with small round tables. They make for good talk. Our tables were set with a wild cotton dress fabric taped on for simplicity. Ironstone plates have strong shapes, so do the candles. We used octagonal tiles as place cards, lettered them with felt-tipped markers. No further decorations are needed. We think it's fun to let the guests mingle once the main course has been eaten. Have them circulate by serving coffee and dessert in another part of the forest.

Please turn the page









Photographer: Ernest Braun  
Home Owner: Mr. and Mrs. Melville Marx



### SEA FARE AT THE DOCK

Everybody goes near the water for Cioppino—California's answer to the bouillabaisse.

(See how to make it on page 102.)

Start with a big pine-top table, add navy blue melamine plates, heavy glass goblets.

Provide guests with he-man-size napkins, alias red-and-white-checked dishcloths.

For a centerpiece, we like huge glass goblets filled with bread sticks and fruit on bright enamel aircraft plaques. White wine is cooled in inexpensive paint buckets.

To freshen up, each guest has a facecloth wrung out in hot, lemon-scented water.

Then it's up the dock a piece for after-dinner cheese, breads held high in a shopping basket, espresso. A small mobile refrigerator

keeps the goodies cold. Please turn the page









## SALADS BY THE POOL

Simplest way to entertain on a summer's day is with salads. They're beautiful and two are better than one. Set out your all-salad meal at the very last moment. Let your guests find their own spot in the sun or under the shade of a small paper parasol. Have a basketful of them along with piles of pillows. Pretty with salads is a *mélange* of patterns: melamine dishes, cotton napkins, striped tablecloth. For a centerpiece we've pulled the napkins through the wire loops of egg holders that are topped with florists' cornucopias. Wire vegetable baskets lined with crisp napkins hold breads. Please turn the page

Photography: Joshua Freiwald  
Home Owner: Mr. and Mrs. David Divert





## HORS D'OEUVRES CAN MAKE A MEAL

Most casual of all is the all-over-the-lot party where guests feast on hors d'oeuvres and drink ice cold beer. Each guest cooks his own tempting tidbits on the hibachi or cuts thin slices of beef that are cooked on the spit. In the good-idea department: Plenty of big thirsty towels handy for those who are for a leisurely dip. Linen dish towels pulled through a bamboo fence to serve as napkins. Half-round rattan tables that can be carried wherever the shade is the deepest, the view the prettiest (upside down they make comfortable backrests). Lots of pillows for lounging in sybaritic ease on decks or watching the carp dart back and forth in the fish pond.



Photographer: Richard Gross  
Home Owner: Mr. and Mrs. Fred Lowell Jr.  
Landscape Designer: Harold H. Sato  
Shopping Information, page 96





LET'S HAVE A PARTY





By Evanthia Kondonellis

## GARDENS TO LIVE IN

Your garden is a natural gathering place for family and friends; the perfect place to loaf and invite your soul. To help you organize your outdoors, we have assembled four gardens, all designed for alfresco living, all reflecting the style and pace of their owners' lives as well as the architecture of their homes. The garden shown below, sheltered on three sides by the wings of the house, is perfect for intimate dining. It's paved with concrete pads and ajuga groundcover, a perennial that never needs trimming. Rhododendron and andromeda provide flowers and fragrance in the spring, evergreen foliage all year. There is a small goldenrain tree by the fence. Railroad-tie steps lead to a terrace used for large summer parties. Joel Kalemis, of Suburbia Gardens, designed the garden for Mr. and Mrs. Edward Dolnick, Chesterfield, Missouri.

When guests arrive at the home of Mr. and Mrs. A. Ford Lovelace, Lafayette, California (opposite), they leave their cars outside the metal gate and enter a tranquil courtyard garden. The roof of the carport extends into the entry court over the aggregate reflecting pool and fountain. White-washed walls were designed by the landscape architect to emphasize the entrance and conceal the parking area. The planting is simple, consisting of spiky dwarf agapanthus in front of the reflecting pool, Japanese maple and pennisetum to the left. Under the olive tree are rosemary and gazania 'Copper King.' The principal outdoor living area is a terrace at the back of the house. It's accessible from the kitchen, dining, and bedrooms, and functions as dining area and sunning deck. On a lower level are the pool and a canopy-shaded retreat. The paving surrounding the pool is aggregate and brick, a nonslip surface easy on swimmers' feet as well as the spike-heeled shoes of party guests. There are no large trees for shade, so the canopy of twelve-inch canvas strips, alternating blue and yellow, was created to protect bathers from the blazing sun. The structure is redwood and Douglas fir. Because color was used sparingly, the garden blends into the surrounding landscape of dun-colored hills. Turn the page for more beautiful outdoor living rooms.




*A setting for outdoor dining should be conducive to conversation as well as attractive. For small groups a sense of coziness—provided here by the fence and walls of the house—contributes to the congeniality of the garden room.*

Photographer: Harry Hartman  
Information: Lois Rea







*A Japanese maple frames the reflecting pool and a sleek fence hides the carport (above). Courtyard floor (left) combines grass and aggregate. An overall view of the swimming pool (right) was photographed from the upper terrace above the deck.*



Landscape Architect: John Vogley  
 Photographer: Ernest Braun  
 Information: Marilyn McLaren



The 45x35 foot lot was expanded by adding a deck set on pilings in the water. It serves as cabana and hammock nook (right). An overhead sprinkler makes daily watering of fuchsias a snap. Boxwood, juniper, eugenia, and fan palms thrive in the steep bank between deck and house. Opposite, right, the cabana and dock as seen from the house.



Architect: Allan Steinau, A.I.A.

Dr. and Mrs. Corwin Hinshaw, the intrepid sailors whose deck we show above, prefer to man the tiller instead of tilling the soil. They garden in containers and use the following for all-year color in Belvedere, California: azaleas, sweetpeas, bulbs, camellias. Fuchsias thrive in a protected spot under the lath roof.

Badminton and swimming have been planned for the garden (below) of Mr. and Mrs. William Lindlow, San Rafael, California. The entry combines lawn, broad brick walk, and well-scaled foundation planting. A concrete stepping-stone path, bordered with marigolds and begonias, leads from garage to front door. The backyard is divided into activity areas, each section shielded by a planting, change of level, or wooden baffle. Brick paths unify the entire landscape. (See plan on opposite page.)







A permanent planting of rhododendrons, yew, and tropical plants (opposite, below left) is easy to care for. Brick widens the driveway to two lanes for maneuverability.

Patio just outside the family room (center, below), offers sun and filtered light. Ivy and lawn areas soften the brick paving. Steps lead to pool.

The fire-pit area (below) is used primarily for heat, toasting marshmallows, popping corn. It extends the outdoor season into fall and is used for late-summer foggy evenings. Benches are built-in.

The area plan (right) illustrates how economically space has been organized and the relationship of each area to the house.




Landscape Architect: William Kapranos  
Photographer: Ernest Braun  
Information: Helen Heitkamp



# THE INFORMAL APPROACH

Informal—or call it casual—is a fairly new concept in decorating. To be successful it must be casual *on purpose*! There can be nothing chancy, nothing accidental about a casual room. Without planning, it will end up haphazard, straggly, even sloppy. Whether something is informal or not is largely a question of materials and design. Oak and pine are less formal than mahogany, slate less formal than marble, rush less formal than caning. Then there are those furnishings that are intrinsically casual. No matter what a rocking chair is made of or where it is used, it remains a casual piece of furniture. The same holds true for the butcher block table, the French baker's rack. Finally, a casual look is achieved through the use and arrangement of furnishings even though they are not casual in material or design. A pair of Georgian silver candlesticks on an oak kitchen table is a good example. See here what we mean by this new informality. It's fun!

Napkins in napkin rings or knotted make guests feel at home.



Single tulip in a simple vase is far less pretentious than a mass of carefully arranged, carefully wired flowers.



Brightly colored towels flung over a hat rack are natural and unaffected.



Knitting and crochet wool used as decoration is a colorful way to say you never stand on ceremony. Relax, enjoy yourself while I knit!



Floor cushions invite one and all to an informal, sit-down on the floor. Done in bright, lively colors they are equally effective on sofa or chair.





Posters, posters, and more posters are a most informal look.



Plants in clay pots all over the house bring the garden indoors without being stuffy about it.



Coat rack and umbrella stand are a lesson in casualness gleaned from the Victorians.



Shaggy rugs and carpets make you want to run barefoot in the living room. Bright, colorful, they are at their best in the casual milieu.




A collection of fat candles without candlesticks. Unpretentious, most effective and dramatic.

Silver-topped glass containers for kitchen staples prove you can use formal things in an informal sort of way.



Perhaps the most unstilted decorating trick of all—pictures, prints, mirrors leaning, not hanging, against your walls.







## VACATION FROM CARE

Nowhere should life be more free and easy than in a vacation house. But to prove that a vacation house can also be shipshape we decorated one ourselves. This house, designed by Ben Flynn, sits on the dunes along Long Island's South Shore. It was furnished with a family of four in mind: parents plus a pair of gregarious small boys. The house had to be comfortable since it is lived in the whole summer long. It also had to be easy to care for. That's why we used synthetic fibers throughout for fabrics, floor coverings, linens, and furniture fillings. We picked basic furnishings that are casual by design and made of casual materials: handsome wicker, loose-cushioned sofas, rugged oak triple deckers for the boys' room. Since we contend that a vacation house should have at least some of the comforts and good looks of home, we stocked the galley with the best-looking casual dinnerware and glass we could find. We hung the walls with inexpensive works of art. Even the most informal decorating needs some recurring motifs to give it cohesiveness. Ours are the wicker pieces, the simple shapes of modern lamps, and the geometric patterns that pop up in the fabrics that are used throughout.

*In living area (opposite) modern wicker pieces are grouped around an old Franklin stove. Contrasting pleasantly with the rough, honey-tone pine walls and beams: boldly patterned area rug, smooth white lacquer, royal blue upholstery.*

*Breakfast is served on a teak-top table in galley area (above left). Laminated shades control bright summer sun.*

*Boys' room will sleep six. For organization, youngsters are given numbers. Triple-decker bunks have permanently covered mattresses. Children sleep in bedding rolls, keep gear and belongings in numbered boxes.*

*Master bedroom is done in shocking pink, white, and black. Wicker beds repeat decorative theme; dacron-filled quilts turn into bedspreads in the morning. Wall-to-wall make-up table is complete with desk.*







"The materials cost \$250 and it took a weekend to assemble the pre-cut lumber." The deck (below) Mr. Richard Ohno of Branford, Connecticut, is referring to, is located on the street side of the Ohno house with privacy provided by a louvered fence. A deep roof overhang shades the boardwalks next to the gravel court, but most of the deck receives direct sunlight—just right for sunbathing. The elevated section in the center is used as a combination bench-table-display area. Mrs. Ohno commented on the fun they've had landscaping the garden—from the new plants added each year to the dogwood tree gleaned from her mother-in-law's property.



## DECKS WITH A DIFFERENCE


Decks have been around quite a while. But no longer are they crude little platforms nailed to the back of the house. They have reached such a degree of sophistication that houses are often designed around a deck or even several of them. If a deck wasn't included as part of the original design, it is often added and the walls of the house extended with fencing so the house seems to surround it. The decks of today act as outdoor rooms, part of the living space offering the paradoxical benefits of open air and seclusion, a place for quiet reading or lively partying. The two here show the range of possibilities—from dappled shade to bright sunlight. You can build the deck simultaneously with the house or add it several years later.

This deck (opposite page) belongs to the Charles E. Roy family of Guilford, Connecticut. Mr. Roy, who designed it, made good use of a relatively small area by dividing the 24-foot-square hemlock deck into three levels. He explained, "One half is level with the living room, the rest is in two levels, leading to the ground and a small tool room." This tri-level arrangement has been successful for entertaining. "At one party we had up to 75 guests without crowding the house. We have privacy from neighbors, too, since the house surrounds the deck on three sides." Partial shading is provided by a shingled overhang.









Photographer: William Maris Architect: Albert H. Riese, Jr.





The arch motif and skylights make this screened porch (left and below) an unusually pretty one. The play of light and shadow from the skylights extends to the adjoining rooms. Says the owner, Mrs. George Sessions Perry of Guilford, Connecticut, "I don't know how I ever did without it. I use it so much, especially for meals and entertaining. I like to putter around in the flower arranging room next to it too." Porch was built on old terrace.

The porch below was added off the living room of the old Colonial house by Mr. and Mrs. McIntosh Strong of Lyme, Connecticut. "It gives us the extra living space we needed and it's a great play area for the children," says Mrs. Strong. "Caesar, our St. Bernard, enjoys it as much as the rest of the family. And best of all, it has a wonderful view year round." The stone floor and old barn siding blend well with the traditional style of the house.

Architect: Donald K. McLean



## REMEMBER SCREENED PORCHES?

Somewhere in everyone's fondest memory there's a screened porch. A wonderful, big, comfortable porch with glider and wicker furniture and screens to keep the cool in and the mosquitoes out. Remember? It's where you used to enjoy a cold lemonade on a hot summer afternoon, where the family gathered for the excitement of a sudden summer thunderstorm. Wasn't it a heavenly place to curl up and read on a lazy afternoon, to nap during a quiet summer rain? We couldn't be happier that the screened porch is making a glorious return. What better place for Sunday breakfasts, any-night suppers or entertaining, children's games, Saturday cocktails, just plain relaxing? Who knows? Maybe next year they'll bring back gliders and porch swings!





## RIVER HOUSE REVISITED

About a year ago—in our May 1966 issue, to be exact—we published two photos of this house in a roundup of patio and terrace ideas. Since then we've had so many requests for plans of "the house by the river" that we decided to make it one of our blueprint and study plan houses. To order plans, see page 111. The site, on the banks of the Goodwives River in Connecticut, surprisingly, had been neglected for years. A ramshackle barn on the land seemed to deter anyone looking for property. Finally, it was bought by the Edwin Baileys who designed and built this weathered-looking Early American house. Since it is a long, narrow lot (only 35 feet wide where the house stands), the house is close to the road, just as in the old days when the highway was a source of diverting sights for lonely country settlers. The lot is steeply sloped so that the flagstone terrace is hidden away down a flight of stairs behind the wooden fence.

BLUEPRINT ORDER FORM ON PAGE 111  
Study Plan Also Available



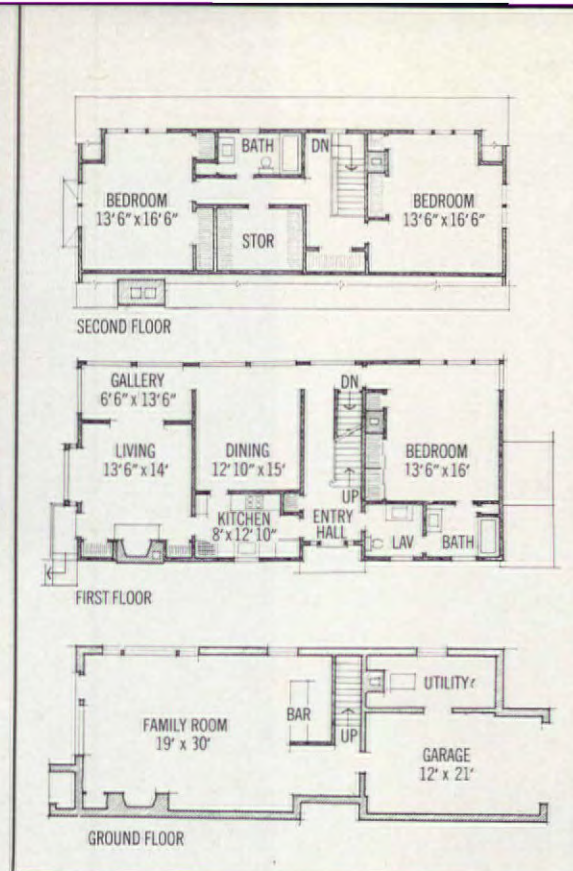




Living room (above) has view of terrace through bay window. Adjoining gallery overlooks river behind house.

Completely hidden from view of passers-by is this flagstone terrace (opposite), where the family enjoys the peace and privacy of country living. Behind the fence and earth bank, they are hardly aware of sound from the road. The family room is downstairs and has direct access to the terrace, which is especially convenient for entertaining.

The low, snug house has the small-paned windows and narrow clapboards characteristic of Early American styles. Recessed doorway and bay window relieve otherwise plain exterior. Unpainted wood is treated with preservative and will darken in time. Low wall separating house from road is built of used brick.



Photographer: William Maris Information: Elizabeth Rehill





Here's a kitchen that takes to entertaining like a teen-ager takes to the latest dance. And no wonder—it was designed for people. As the owners, Mr. and Mrs. James Rector Lucas, put it: "We like to do a lot of entertaining—family style. We don't want people to have to get baby-sitters when they come to our house, so we almost always include the children. Our entertaining centers around the pool and the kitchen." They keep things informal and simple, so it's fun for everyone and very little work. Easily done in this kitchen!

The success of the kitchen lies in its location and the practical layout of the working area. Jim Lucas, an architect, planned the placement of the kitchen right in the center of activity. Running the full depth of the house, it separates the children's wing on one side from the adult area on the other. Sliding glass doors open the entire family room end of the kitchen to the patio and pool. When the doors are open it becomes almost a part of the outdoors, a point Mrs. Lucas particularly likes. "I can come in from the pool to cook and still be included in the action." At the other end of the kitchen a pass-through window over the sink joins it to a generous redwood deck with an outdoor bar and stools for snacks and lunches.

The cooking island does double duty as a serving counter. It has a cook top, large charcoal grill, and wide, tile-surfaced counter, where Mrs. Lucas sets up hot serve-yourself buffets. Guests can help themselves to casseroles from the cook top, flip their own burgers on the grill, and dig into salad on the counter. The kitchen appliances are situated so they form a basic working pattern, close enough to one another for efficiency, yet far enough apart to allow several people to move around in it at once—very helpful with five active children (plus friends) around the house!

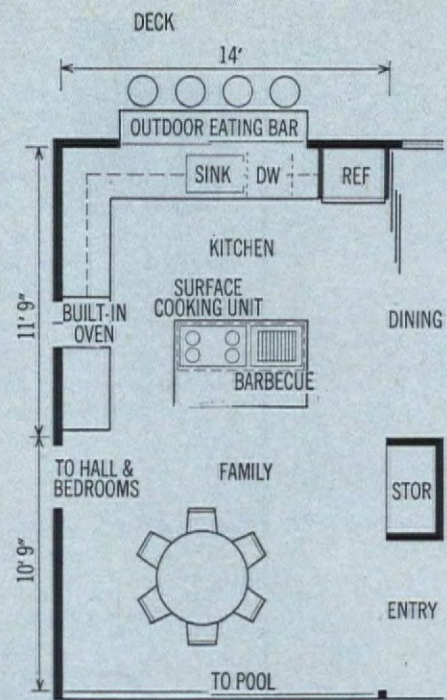
One of the Lucas boys belongs to a teen-age band which was about to range in full volume when our editors visited the Lucases. The boys call themselves the "Four Corners," but Mr. Lucas elects to think of them as the "What Fors." Their get-together for rehearsal was reason enough for a lively party, so we saw this kitchen in action—and it really swings!



By Virginia T. Habeeb

## WHERE THE ACTION IS





Photographer: Ernest Braun Information: Marilyn McLaren Shopping Information, page 97



## SO YOU'RE LEARNING TO COOK



**d**id you ever cut hard-cooked eggs and find dark rings around the yolks—or bake a beautiful custard and have it “weep”? What causes this?

The answer is simple. There are two secrets of turning out perfect egg dishes every time: temperature and time. Eggs do not like high heat nor do they like to be cooked too long. Either one or both will cause eggs that are cooked in the shell or out to be tough and leathery, or will overcook a baked or soft custard and cause it to curdle.

It is easy to hard cook an egg perfectly. You can do it one of two ways:

### THE COLD-WATER METHOD



1. Put eggs in saucepan and add enough water so it is 1 inch above the eggs.
2. Place over heat and bring to boiling rapidly.
3. As soon as the water boils, turn off heat or remove pan from unit or burner to prevent further cooking.



4. Cover pan and let eggs stand in water 15 minutes.



5. Cool the eggs promptly in cold water. This prevents further cooking, which is so important if you want to avoid having a discolored egg yolk. It also makes it easier to remove the shells.

### BOILING WATER METHOD

1. Put enough water into saucepan to cover eggs (but do not put eggs in pan).



2. To avoid cracked shells let eggs stand in bowl of warm water. Bring water in pan to boiling. Transfer eggs with a spoon.

3. Reduce heat to keep water below simmering. Hold 20 minutes.

4. Remove from heat. Cool promptly in cold water.

### CUSTARDS

Now about custards. Custards are mixtures of milk, eggs, salt, sweetening, and flavoring. A soft custard is cooked in a double boiler over hot water and stirred constantly. Soft custard is especially good served over fruit—fresh, cooked, or canned; and over whipped gelatin desserts or steamed puddings. Firm custards may be baked or steamed. As with all egg cookery, care must be taken not to overcook custards.



- 2 cups milk
- 3 eggs
- 1/4 cup sugar
- 1/4 teaspoon salt
- 1 teaspoon vanilla



1. Heat milk in top of double boiler until tiny bubbles appear around the edge. Remove from heat. This is the test for scalded milk.

2. Beat eggs in a medium-size bowl until they are blended. Stir in sugar and salt.

3. Add hot milk very slowly, stirring constantly. Pour into top of double boiler.



4. Set over (not in) hot, not boiling, water in bottom of double boiler. Cook, stirring constantly, until custard is thick enough to coat the spoon with a thin film. Remove from heat at once.



5. Remove top of double boiler and set in a bowl or pan of cold water to cool custard quickly, or pour custard into a cool bowl immediately.

6. Cool custard. Stir in vanilla. Cover and refrigerate. Makes 6 servings.



- 2 cups milk
- 2 eggs
- 1/2 cup sugar
- 1/4 teaspoon salt
- 1 teaspoon vanilla


1. Heat oven to 350° F.

2. Heat milk in saucepan just until bubbles appear around the edge. Remove from heat.


3. Beat eggs in medium-size bowl just until they are blended. Stir in sugar and salt.

4. Add hot milk very slowly, stirring constantly. Stir in vanilla.

5. Pour into 1 1/2-quart baking dish. Set dish in larger pan. Place on oven rack. If you like the flavor of nutmeg you can sprinkle the top of your custard with ground nutmeg at this point.



6. Pour hot water into larger pan until level of water is even with level of custard in baking dish. This is a most important step in baking custard. The water bath protects the custard during baking and helps to keep it from overcooking. You may have seen a baked custard in which the bottom portion was smooth and velvety and the top inch or so was full of tiny holes or bubbles. The levels of water and custard should be the same so all the custard is protected and this bubbly appearance will be avoided.



7. Bake 40 to 45 minutes or until a thin-bladed knife inserted 1 inch from the edge comes out clean. The center will be soft but will set as the custard cools because the eggs will continue to cook. Remove from oven. Cool. Chill. Makes 6 servings.

Note: Custard may be baked in 6 custard cups and served in them, or may be unmolded after being chilled.



# IT'S A SOUP! IT'S A SALAD! IT'S MIGHTY MOUSSE!



**Campbell's Tomato Soup shapes up as a delicious dish!**

Mold a salad into a brand-new main dish. Cool-looking. Creamy-tasting. Easy-fixing. Big on flavor, too, because you make it with Campbell's Tomato Soup and Swanson Boned Chicken. Serve with crisp rolls, cake, iced tea or coffee.

#### **Mighty Mousse**

1 can (10¾ ounces)  
Campbell's Tomato Soup  
½ cup sour cream  
1 tbsp. lemon juice

2 envelopes unflavored  
gelatine  
1 can Swanson Boned  
Chicken, cut up

¾ cup chopped cucumber  
¼ cup sliced  
stuffed olives  
2 tbsp. minced onion

In bowl, gradually blend soup into sour cream; add lemon juice, ½ tsp. salt, and dash pepper. Soften gelatine in 1 soup can water; stir over low heat until gelatine is dissolved. Remove from heat; blend with soup mixture. Chill until slightly thickened; fold in remaining ingredients. Pour into five-cup mold. Chill your Mighty Mousse for four hours. Makes four servings.







# THE IN LOOK FOR OUTDOOR COOKING



Throw an old-fashioned clambake or steam up a batch of fresh lobsters. Easy as can be with a steamer like this. Comes in 2 sizes—20 or 38 quarts, \$15 or \$20, Hammacher Schlemmer, N.Y.C.

For hors d'oeuvres for a crowd, or a cookout for two, a table top grill is the answer. Shown here—Char-Bachi, \$17.95, from Columbus Iron Works, Columbus, Ga.




Cookware has gone crazy with porcelainized colors and prints, anodized hues, colorful trims. This skillet, \$9, Columbian Enameling & Stamping Co., Terre Haute, Ind.



Here's a familiar standby of many years that we've brought outdoors to roast the corn. In brushed chrome, Roaster-oven, \$45, by Westinghouse, Pittsburgh, Penna.




City dwellers take heart! If you like to barbecue and have a terrace, here's something made just for you. A penthouse barbecue that attaches to a railing. Great idea! \$34.95 from Weber-Stephens Products Co., Arlington Heights, Ill.



A great part of any meal—toasty hot rolls or garlic bread. Try a bread warmer such as this electric model, \$9.95, by Salton, N.Y.C.

If you've never had homemade ice cream, why not make it this summer? Your family will love it. Electric freezer, \$23.95, by Proctor Silex.




Second only to the meat on the grill is the cookout salad. Serve it grandly in polished monkeywood or sophisticated teak, or as shown here, in a bowl set on a tripod stand! \$60, Hammacher Schlemmer, N.Y.C.



A serving cart is a silent maid, both indoors and out—particularly out where the trip to and from the kitchen is longer. We especially like this chopping block cart, \$150, by Brauner Co., N.Y.C. Cordless Knifette by Hamilton Beach, \$22.95; is a handy helper for food preparation.





**When you have two Blue Bonnet Margarines  
with the same delectable flavor...**

## **Which one should you buy?**

Both. Soft for sensational spreading. Regular for satisfying cooking. Either way, you get the same mouth-watering flavor that has made Blue Bonnet America's number-one margarine. Just remember: New Soft Blue Bonnet spreads easier. It's low in saturated fat. And it comes in a handy tub with a new snap-open, see-through lid. But, soft or regular, you simply can't beat that great Blue Bonnet flavor. That's why you need both Blue Bonnet margarines—now.



♪ **Everything's better with Blue Bonnet on it** ♪






**Put in the vinyl floor that thinks it's Spanish tile.**

**The Coronelle® Collection, by Armstrong.**

The handsome Spanish tile floor you see in this family room *isn't* Spanish tile. In fact, it's not tile at all. It's sheet vinyl—Armstrong Vinyl Corlon®. It's one of an exciting, new collection of patterned floors that look like the real thing—The Coronelle Collection.

Each Coronelle Vinyl Corlon floor is beautifully textured and colored like the material it's patterned after—Spanish tile, brick, slate, or a brick-and-wood combination. So you get all the beauty



**THE FLOORS FOR THE ACTIVE ROOMS: VINYL FLOORS BY**

**Armstrong**

of the real thing along with all the advantages of vinyl.

See the full beauty and color range of all the handsome, new stylings in the Armstrong Coronelle Collection. They're on display right now at a flooring retailer near your home. You'll find his name listed on the opposite page.

Ask about the new Armstrong Time Payment Plan. It offers convenient credit terms that make it easier than ever to own the Armstrong floor you really want.



# The Coronelle® Collection, by Armstrong.

## See it at these flooring retailers:

### ALABAMA

**ATHENS**  
Athens Rug & Lino. Co.  
111 West Washington St.  
**BIRMINGHAM**  
Dixie Flooring Co.  
4713 10th Avenue N.  
Southern Tile & Carpet Co.  
600 3rd Avenue N.  
**FOLEY**  
Christensen Paint Center  
P. O. Box 1169  
**HUNTSVILLE**  
Saint's Floor Service  
2324 Memorial Parkway South  
Southeastern Flooring Co.  
210 Andrew Jackson Way  
**MOBILE**  
Wise Inc.  
461 South Broad St.  
**MONTGOMERY**  
Bear Lumber Company  
19 East Jefferson

### ARKANSAS

**HELENA**  
Harry McCarty Inc.  
317-319 Cherry St.  
**LITTLE ROCK**  
C. R. "Bob" Hubbard Floors  
5616 West 12th St.  
**PINE BLUFF**  
Puddephatt Shade & Floor  
Covering  
122 Barraque  
**TEXARKANA**  
Daves Floor Coverings  
1107 East 9th Street

### FLORIDA

**BRANDON**  
Colors N. Carpet  
220 W. Brandon Blvd.  
**COCOA**  
Brevard Floor Covering  
708 Forrest Ave.  
**DAYTONA BEACH**  
Dave's Floor Covering  
171 Madison Ave.  
Van's Carpets and Vinyl Floors  
923 Volusia Ave.  
**FT. MYERS**  
Hessler's Inc.  
1788 Fowler  
**GAINESVILLE**  
Central Fla. Tile & Marble Co.  
1540 Waldo Road  
House of Carpets  
534 N. Main St.  
**JACKSONVILLE**  
Coleman Flooring—Lloyd  
and Lee  
814 Edgewood Ave.  
Cut Rate Linoleum & Tile Co.  
3819 Main St.  
J. C. Penney Co.  
Regency Square  
**LAKE CITY**  
Brown-Vann Paint Store  
16 E. Orange St.  
**LAKELAND**  
Carpet Mill Dist. Inc.  
114 W. Main St.  
Fashion Floors  
842 E. Main St.  
**LEESBURG**  
Barber Floor Coverings  
1309 Center St.  
**MERRITT ISLAND**  
Island Floor Covering  
725 North Courtenay Pike  
**MIAMI**  
Atlas Flooring Inc.  
3850 N. Miami Ave.  
**NAPLES**  
Naples Floor Cov.  
880 6th Ave. S.  
**ST. AUGUSTINE**  
The Sherwin Williams Co.  
10 Granada Street  
**TALLAHASSEE**  
The Carpet Shop  
217 East 3rd Ave.  
Harvey Tile Co.  
2813 S. Adams St.  
Marshall Floor Covering, Inc.  
2029 N. Monroe St.  
**TAMPA**  
Decor Shop  
7728 Hillsborough  
Youngs Dependable  
2315 Fla. Avenue

### GEORGIA

**ATLANTA**  
Crescent Paint & Floorcvg.  
255 Whitehall St. S.W.  
Georgia Flooring Co.  
232 Wilbur Ave., S.E.  
Glover Linoleum & Carpet Co.  
551 Peachtree St., N.E.

**Kitchen Specialty Co.**  
1847 Peachtree Rd. N.W.  
**BRUNSWICK**  
Carpets Inc.  
Lanier Plaza  
**CARTERSVILLE**  
Hodge Building Supply Co.  
500 S. Tennessee St.  
**CHAMBLEE**  
R H Flooring Co.  
Georgetown Shopping Center  
FORREST PARK  
S and W Floor & Wall Cvrgr.  
99 College Ave.  
**MARIETTA**  
Meek Floor Covering  
Due West Road  
Sherwin-Williams Co.  
105 Waverly Way  
**ST. SIMMONS ISLAND**  
Boynton Floor Cov.  
206 Mallory St.  
**SAVANNAH**  
Pa-Ki Floor Covering Co.  
4202 Waters Avenue  
**SMYRNA**  
Munford Do-It-Yourself  
439 Pat Mell Road  
**TALLAPOOSA**  
Home Mart Building Centers  
Box 215  
**VALDOSTA**  
George Floor Coverings  
Castle Park Shopping Center  
Jayme's Miracle Store  
707 N. Ashley St.  
**WAYCROSS**  
Discount Sale Center  
404 Albany Ave.  
Paint and Tile Inc.  
506 Isabelle St.  
Waycross Floor Cov.  
862 Tebeau St.

### LOUISIANA

**ALEXANDRIA**  
C. V. Pospisil Floor Covering  
Sales & Service  
1156 Rapides Ave.  
**BATON ROUGE**  
Swenson-Clyburn Contract  
Supply, Inc.  
6128 Greenvell Springs Road  
**BOSSIER**  
Bollinger Lbr. & Supply Co.  
1603 Barksdale Blvd.  
**EUNICE**  
Tate's Floor Covering Shop  
1110 West Laurel St.  
**GRETNA**  
Gretna Floor Covering Co.  
1821 Franklin St.  
**METAIRIE**  
Lumber Products, Inc.  
1620 Airline Hwy.  
**NEW IBERIA**  
Nereaux Floor Co.  
1901 Center St.  
**Oubre Floor Cov. Inc.**  
510 W. Main St.  
**NEW ORLEANS**  
Crescent Tile & Carpet Co.  
4124 S. Claiborne Ave.  
**RACELAND**  
Babin Tile Shop  
Hwy. 90  
**SCOTT**  
Falcon Floor Covering  
**SHREVEPORT**  
Henson & Harper Floor Service  
5500 Jewella Rd.  
Stephenson Floor Coverings  
Inc.  
3911 Southern Ave.  
**SULPHUR**  
Ellender Floor Service  
233 East Elizabeth  
**VILLE PLATTE**  
Evangeline Floor Covering

### MISSISSIPPI

**BILOXI**  
Balius Floor Covering Co.  
611 Caillavet Street  
Rhodes Floor Covering  
537 Caillavet St.  
**JACKSON**  
Jackson Linoleum Company  
420 Meadowbrook Rd.  
**NATCHEZ**  
Carpet Sales & Service  
101 State St.

### NORTH CAROLINA

**AHOSKIE**  
W. H. Basnight & Co., Inc.  
117 E. Church Street  
**CHARLOTTE**  
Halls Inc.  
1810 East Independence Blvd.  
Kerley & Edwards  
3721 Statesville Rd.

**DURHAM**  
Colonial Flooring & Acoustical  
Co.  
Imperial Bldg.—215 Morris St.  
**Rhew Linoleum & Tile Co.**  
2206 Avondale Ave.  
**GOLDSBORO**  
Creesh's, Inc.  
209 W. Walnut St.  
**Isaacs-Kahn Furn. Co.**  
118 N. Center Street  
**Williams Carpets & Interiors**  
2207 E. Ash Street  
**GREENVILLE**  
Pitt Tile Co.  
2717 E. 10th St.  
**Whitehurst Floors**  
308 Boyd Ave.  
**HERTFORD**  
Landing Supply Co.  
116 Edenton Road  
**JACKSONVILLE**  
J. Sharpe Williams & Son  
Paradise Park  
**Shepard's Floors**  
210 Henderson Drive  
**JONESVILLE**  
Martin Floor Covering  
220 North Bridge  
**KINSTON**  
Harrell Tile Company  
2900 W. Vernon Ave.  
Kinston Bldg. Supply  
1310 Greenville Highway  
**MOREHEAD CITY**  
R & N Furniture Co.  
1211 Bridges Street  
**MOUNT OLIVE**  
Quality Floors, Inc.  
113 S. Center Street  
**PINE LEVEL**  
W. L. Myers & Son  
**RALEIGH**  
Hudson-Belk Co.  
Wilmington Street Store  
**ROANOKE RAPIDS**  
Lloyd's  
935 Roanoke Ave.  
**Stephenson's Floor Cvrgr. Co.**  
11 E. Second St.  
**WILMINGTON**  
Sandy's Floor Service  
1904 Castle St.

### OKLAHOMA

**BARTLESVILLE**  
Harmans House of Carpets  
213 W. 5th  
**Tuxedo Floorcovering Co.**  
127 N.E. Washington  
**DURANT**  
Dave Herron & Sons  
113 South 4th St.  
**ENID**  
William Inc.  
115 E. Broadway  
**MC ALESTER**  
Star Floors  
102 S. 2nd  
**MIAMI**  
Matlock Floorcovering  
308 E. Central  
**MUSKOGEE**  
Acme Quality Paint Inc.  
410 W. Broadway  
The Sherwin Williams Co.  
232 Eastside Blvd.  
**OKLAHOMA CITY**  
B & C Carpet Co.  
3236 S.E. 15 St.  
**B & H Floor Covering**  
2825 Epperly Dr.  
**Cap Interiors**  
3512 N.W. 23 St.  
**STILLWATER**  
McCollom Floor Covering  
224 N. Main  
**TULSA**  
C and C Tile Co. Inc.  
1319 S. Harvard

### SOUTH CAROLINA

**CHARLESTON**  
Floorco Inc.  
P. O. Box 6126  
**CONWAY**  
Waccamaw Lumber & Supply  
Red Hill  
**FLORENCE**  
Floor Covering Specialties  
188 S. Cashua Drive  
Floor Mart, Inc.  
149 S. Irby Street  
**Florence Carpet & Linoleum, Inc.**  
336 Pamplico Highway  
**MYRTLE BEACH**  
Myrtle Beach Lumber Co.  
8th Ave. & Broadway

### TENNESSEE

**ALCOA**  
Caughron Tile Service  
Midland Retail Shops  
**ATHENS**  
Gray Floor Covering  
106 Green St.  
**CHATTANOOGA**  
Bright's Home Fashions  
3908 Hixon Pike  
**Currey Contracting Co.**  
1414 Cemetery Ave.  
**S & M Supply Co. Inc.**  
1201 Broad St.  
**GOODLETTSVILLE**  
Moore Paint Store  
102 Memorial Dr.  
**JOHNSON CITY**  
Munford Do-It-Yourself Store  
423 Walnut Street  
**KNOXVILLE**  
Bales Floorcovering Co.  
R 4 at 4 Way  
**Jenkins Floorcovering Co.**  
5724 Kingston Pike  
**Watson's**  
11 Market Square Mall  
**MEMPHIS**  
The Kenny Floor Covering  
Co. Inc.  
1532 Madison Ave.  
**Quality Linoleum Co.**  
3496 Bayliss Ave.  
**NASHVILLE**  
Carter Flooring Company  
2705 West End Avenue  
**DeGraffenreid Flooring Co.**  
5343 Charlotte Ave.  
**Holt Bros., Inc.**  
1003 Gallatin Road  
**Wright's Tile & Linoleum Co.**  
1526 Demonbreun St.

### TEXAS

**AMARILLO**  
The Builders Supply  
1600 W. Seventh Ave.  
**ANGLETON**  
J & J Floors  
715 N. Velasco  
**AUSTIN**  
Calcasieu Lumber Co.  
718 W. 5th St.  
**Fashion Floors**  
4108 North Lamar  
Floorcraft  
1105 W. 41st  
**BEAUMONT**  
Agate Floors Inc.  
3015 Gulf St.  
**BRYAN**  
Cain D. R. Supply Co.  
105 S. Coulter  
**CHILDRESS**  
Coopwood Floors  
245 Commerce  
**DALLAS**  
Cook Paint and Varnish  
5405 E. Grand  
**Cook Paint and Varnish**  
121 West Jefferson  
**Dal Tex Floor Cov.**  
1807 Greenville Ave.  
**Dallas Floor Surfacing Co.**  
3512 Greenville Avenue  
**Bernard Fain Carpets Inc.**  
4444 Lovers Lane  
**Fink Floor Company**  
2915 S. Lancaster  
**French-Brown Floors**  
7007 Greenville Ave.  
**Hillcrest Floors**  
6915 Hillcrest Ave.  
**Woolco**  
2323 Big Town Blvd.  
**DUMAS**  
Cook Floor Covering  
115 E. 8th  
**EL PASO**  
Thomas Paint Co.  
1830 Yandell  
**FT. WORTH**  
Chickasaw Floors  
1415 Hemphill  
**Justice Floor Co.**  
5915 E. Lancaster  
**FREDERICKSBURG**  
Beckman Furniture  
**GAINESVILLE**  
Newland Furniture Co.  
201 N. Dixon  
**GEORGETOWN**  
Vaughn's Floor Covering  
216 W. 8th  
**GREENVILLE**  
Fant's Trading Store  
1711 Johnson St.  
**HOUSTON**  
Astro Floors Inc.  
13006 Player St.

**Bellaire Custom Floors**  
6427 Bissonnet  
**Boatman Floor Co., Inc.**  
12700 East Frwy.  
**Cook Paint**  
All Stores  
**Interior Decors Inc.**  
1747 Campbell Rd.  
**Nationwide Carpet**  
All 5 Locations  
**Paramount Floors**  
4701 Fulton  
**Simmons Carpet Co., Inc.**  
705 Cullen  
**Terry Floor Co.**  
12772 Market St. Road  
**Venetian Blind & Floor Cov.**  
Shop Inc.  
2504 Bissonnet  
**Wallace Floor Company**  
223 East 11th Street  
**HUNTSVILLE**  
The Sherwin Williams Co.  
1101 Ave. K  
**KERRVILLE**  
Fawcett Furniture Co.  
820 Water  
**LA MARQUE**  
Tholens  
1028 Holly St.  
**LANCASTER**  
Grogan-Lamm Lumber Co.  
502 E. 2nd  
**LONGVIEW**  
Fashion Floors and Interiors  
403 South High  
**McBride Floor Covering**  
4203 West Marshall  
**LUBBOCK**  
Forrest Lumber Co.  
1300 4th Street  
**Kelly's Tile & Supply**  
3208 34th St.  
**MARLIN**  
Sherwin Williams  
125 Live Oak  
**MIDLAND**  
Modern Floors & Paint Inc.  
S. 10 Meta Drive  
**NEW BRAUNFELS**  
Heitkamp's Fashion Floors  
499 S. Castell  
**PALESTINE**  
Sherwin Williams Co.  
104 West Main St.  
**PAMPA**  
Pampa Glass & Paint  
1431 Hobart  
**PASADENA**  
Winkler Floors  
110 East Bird  
**RAYMONDVILLE**  
Peoples Sales Co.  
260 South 7th.  
**SAN ANGELO**  
Al's Carpet  
**SAN ANTONIO**  
Acme Floors  
905 San Pedro  
**Atlas Floor Shoppe**  
1149 W. Hildebrand  
**Hicks Co. Inc.**  
227 Fredericksburg Rd.  
**Highland Floor Center**  
1902 S. Hackberry  
**Okrent Floor Covering Corp.**  
300 San Pedro  
**Olmos Floor Covering**  
227 E. Rhapsody  
**Woolco Department Store**  
100 Gill Road  
**SHERMAN**  
Robert's Decorator Supply  
211 Sunset  
**SOUTH HOUSTON**  
Higginbotham Flooring Co. Inc.  
305 Spencer Hwy.  
**STEPHENVILLE**  
Danman Tile & Carpet  
150 South Columbia  
**SULPHUR SPRINGS**  
Hill's Custom Floors & Tops  
Rt. #1—Box 294C  
**TAFT**  
Cage Hardware & Furniture Co.  
211 Green Ave. P.O. Box 837  
**TYLER**  
Acme Floors  
130 N. Glenwood  
**Curtis and Associates**  
N.E. Loop 323  
**Powers Floor Covering**  
2527 East Fifth  
**Southside Tile Sales**  
2101 East Loop 323  
**Southwestern Bldg. Supply**  
130 N. Glenwood  
**UVALDE**  
Lowe Furniture Co.  
115 S. West St.  
**WACO**  
Fashion Floors  
824 N. Valley Mills Dr.


# Armstrong



# WHY PEOPLE NEVER LEAVE HOME

The sun never sets on this friendly, inviting family room in the home of Jack and Jane Snyder of Miami Shores, Florida. The room is virtually a self-contained unit with its own living, dining, and cooking areas and it's just a step away from the patio and pool. The Snyders do most of their relaxing and entertaining here as do their three growing children. Whenever there's a party there's no need to disturb the rest of the household. Jack Snyder is an architect, Jane is an interior designer. They pooled their talents to produce the charming results you see here.

*Cheerful high-ceilinged room has colorful ceramic tile floor, impervious to dancing. Furniture can be used inside or out. Built-in barbecue (lower photo) is used often. Louvered doors hide storage, refrigerator, and sink. Outside the wide doorway are the pool and patio, 18 huge oaks, and a special garden house for Mr. Snyder's orchids.*



Information: Ann Rutledge Keyes Photographer: William Maris



# Must Gas Stations Be Garish?

(continued from page 40)

on vast parking lots, and, of course, gas stations. These things are splendid along the highway but they don't belong downtown like drive-in movies. They make the city unlivable for people born with feet, not wheels.

Downtown we simply can't afford to yield the gas station separate space all its own; it must be fitted into the cityscape. And that means that we should integrate them into city buildings, such as parking garages and the basements of office structures. In Europe they have been doing it for years. And in Washington, D. C., a big "gallongage" service station has been operating successfully for many years in the lower level of the Esso Building, near the Capitol, catercorner from the National Gallery of Art. The building will soon be torn down, not because the gas station bothered anyone, but to make room for a sunken freeway with a new Labor Department building on top.

In the low-residential areas of town and in the suburbs the logical place for gas stations is the neighborhood shopping center. Since most people must drive there, they should be able to fill their tanks at the same time. Most of us have quite enough driving to do as it is.

But a good shopping center, too, should be a compact place, a sort of agora and a pleasant setting which a gas station, of course, disrupts like a missing tooth in the smile of an otherwise pretty girl. So here, too, that gap should be covered by a handsome building that could serve all kinds of purposes which give life and meaning to the agora. It could house a library or a teen-age center for dances, meetings, and various activities. It could house a bowling alley or provide office space for doctors, lawyers, and others.

Architects Cooper and Auerbach have designed just such a gas station-community building and though it hasn't been built yet, their model is a lulu. It is to accommodate the about-to-be-displaced Esso station near the Capitol I mentioned, and will be located across Staunton Park in a residential neighborhood.

The building sits on a landscaped embankment pierced by six driveways that lead into the service station within. Over the embankment is a platform that holds a small community plaza that opens to the park and is enclosed on three sides by a three-story office building. The plaza is lined with a variety of shops and restaurants. The structure will obviously profit both the neighborhood and its owners.

Contrary to a widespread myth, there seems to be no safety or fire hazards if you put a gas station inside a building. Insurance statistics show

that there is less danger of fire than in restaurants, doctors' offices, schools, food stores, taverns, or churches. The myth is often advanced by irate property owners and zoning officials who oppose service stations not because they are dangerous but because they are eyesores.

The answer, however, is not to restrict them but to design them not to be eyesores.



## WE REGRET

Sometimes we at *American Home* are overly enthusiastic about our own patriotism and our own name. In our April issue we presented a bedroom, designed for two young American boys, in a glorious red-white-blue color scheme. It was a happy, fresh-as-the-Fourth-of-July kind of room we thought our readers would enjoy to have in their own home. Unfortunately, many of our readers took exception to a group of pillows covered in a fabric that could have been construed as a replica of our Flag. This was not the case as the material used was indeed not our Flag. We are sorry that these pillows did offend many of our readers and are grateful for their calling this to our attention. Certainly no disrespect for our Flag was intended.

If your "Folding Money" matches the signature on the Nestlé's Quik package...

(or facsimile per Rule #2)



YOU'VE JUST WON

\$100

IN THE \$100,000 FOLDING MONEY SWEEPSTAKES



This is your Folding Money Sweepstakes Entry—are you a winner?

Cut out along heavy dotted line and fold on light dotted line. Then compare it with the largest signature on a 1-lb. package of Nestlé's Chocolate Quik at your grocery store (or facsimile available as per Rule #2). If the lower half of your "Folding Money" entry matches the top half of the signature on the package, you're a winner. You collect \$100 in cash from Nestlé!

### Official Rules for the \$100,000 Folding Money Sweepstakes

Easy to enter — nothing to buy

- One thousand winning reproductions of "Folding Money" are printed in magazine ads like this. The "Folding Money" on this page may be a winner.
- To find out, clip the "Folding Money" on this page, as instructed above, and compare it with a 1-lb. package of Nestlé's Quik at your grocer's. Or you may obtain a facsimile of the word Quik by


sending a stamped, self-addressed envelope to: Quik, Box 184, New York, N.Y. 10046. If the lower half of the Quik signature on your "Folding Money" matches the top half of the largest signature on the label (or facsimile), you're a winner.

3. If you are a winner, send your winning "Folding Money" along with your name and address, by registered mail to the judging organization: D. L. Blair Corp., 25 E. 26th Street, New York, N.Y. 10010. After verification, Nestlé's will mail you \$100.

4. All winning claims must be postmarked on or before September 2, 1967, and must be received by September 9, 1967.

5. Sweepstakes is open to all residents of the U.S.A. except employees (and their families) of The Nestlé Company, its advertising agencies, all magazines publishing this advertisement and their production agents, and the judging organization.

6. Decision of the judges is final. Only one winner per family. Void in Nebraska, Wisconsin, and wherever else prohibited by law.



Everyone can get rich this way, every day

Whenever your family is thirsty for cool refreshment, reach for Nestlé's Quik. It dissolves instantly in milk. There's no stickiness to clean up. Quik is rich in chocolate flavor. Also rich in Vitamin C and Iron, and has energy to burn. It'll be easy to pick up a Quik package when you're matching your "Folding Money" at your grocer's.

Look for the special Sweepstakes display at your store.

© 1967 The Nestlé Company, Inc.



## SPRUCE UP YOUR OUTDOOR FURNITURE

By MERLE E. DOWD

Now's the time to dust off your stored summer furniture, repair it, if necessary, and get it ready for outdoor living. Patio tables, chairs, lounges, and barbecue equipment take a beating from rain and sun. Here's how to give them new life.

### ALUMINUM FURNITURE

Despite their rust resistance, aluminum frames for chairs and tables become dull, pitted, or dirty. Remove dust and dirt with a stiff brush and a damp cloth. If you plan to replace any canvas or plastic, take frames apart before cleaning.

Polish aluminum frames with detergent-soaked steel-wool pads, rinse quickly, and remove residue with a dry cloth. Auto rubbing compound or metal polish removes stubborn spots and rough corrosion. Coat aluminum parts with auto paste wax or spray on lacquer or clear finish.

### WROUGHT-IRON AND STEEL FURNITURE

True wrought iron is manufactured

not to rust. Treat peeling paint or spots of rust like steel pieces (below).

Steel tube or formed-sheet furniture rusts in time when exposed to rain, dew, and temperature changes—all the environment of lawn and patio furniture. Remove any flaky rust with a stiff wire brush, sandpaper, or steel wool. Use a band of sanding cloth on round legs or arms with a shoe-shine-rag motion. Roughen the glossy surface of tight, remaining paint with sandpaper. If paint is loose or spotty, coat the whole piece with water-rinse paint remover. Polish clean metal evenly. Replace rusted screws or bolts with zinc-coated ones.

Spray or brush on an undercoat of special dampproof antirust primer immediately after wiping with a tack rag. Apply two finish coats of exterior enamel, preferably one of the metal-finishing topcoats designed to cover antirust primers. Sand the first enamel coat lightly. Heat-resistant paints are available for barbecue outfits.

### WOOD FURNITURE

Good summer furniture can be rebuilt and refinished to last for years. If possible, replace any broken or cracked wood pieces before refinishing. Select wood that closely matches the original for clear-finished furniture. Use the old piece as a pattern. Replace any hardware with new pieces or fasteners of the same size, and use a center punch to deform

threads slightly at the nut. A slight mashing of thread metal keeps the nut from unscrewing in use, but still allows removal of the nut, if necessary, with a wrench.

Examine the joints and repair any worn or loose pieces. Screw and glue triangular blocks in the corners of wobbly seat frames, for example. If rungs or legs are loose, remove them, clean off all glue, then reinsert the legs and spreaders with fresh glue. Cracked or broken rungs can be reglued and wrapped tightly with cord over wax paper until glue sets. Use a 100 percent waterproof wood glue for rebuilding outdoor furniture. For extra strength where wood may have broken or split, screw metal mending plates to pieces out of sight. Pull bad splits in wood seats or arm rails together with clamps, then fasten with wiggle nails or cleats screwed to the underside. Fill any cracks with wood putty and sand before refinishing.

Redwood and cedar chairs, tables, and picnic sets are normally finished clear to reveal their true wood color. Remove all cracked or spalling varnish coatings from redwood and cedar. Water-rinse paint remover quickly loosens the coating. Rinse with clear water and allow to dry thoroughly. Both redwood and cedar are soft woods that dent or scratch easily. If possible, use a powered belt or oscillating sander to remove surface stains and marks. Finish with progres-

sively finer sandpaper, but be careful of splinters, particularly when rounding edges and corners.

To finish redwood and cedar in their natural color without varnish, apply several soaking layers of a clear or lightly tinted wood stain, a waterproofing penetrating finish, or a wood preservative. Apply these penetrating finishes only when the wood is thoroughly dry, so the porous wood will soak up the finish.

If a hard, clear coating is desired (to prevent grease or other stains from soaking in), apply at least three coats of a marine spar varnish to the bare wood—no sealer undercoat. Select one of the marine varnishes that includes an ultraviolet-resistant additive to extend its life.

Painted furniture must be clean and sound before repainting. Remove any plastic or canvas pieces before starting to refinish. If the old paint finish is cracking or peeling, scrape or coarse-sand it down to the bare wood. For large areas use a water-rinse remover. Sand all of the pieces to remove any raised grain, splinters, or rough edges. Mound over any screw, nail, or dowel holes with wood putty, then sand smooth when hard.

Apply a penetrating undercoat or primer after wood is thoroughly dry. Sand this undercoat lightly with worn 6/0 paper; dust with a tack rag. Follow with two coats of an exterior enamel—not a house paint.

# Too pretty for words!

(So the words pop off  
when the soft tissues pop out)



New Florentine box  
for Regular size

Kleenex® tissues  
in 3 new decorator boxes—  
the new look of softness.



### PLASTIC WEBBING AND TUBING

Replace worn, torn, frayed, and stretched seats and backs with bright, new plastic webbing. On aluminum or steel frames, fold webbing ends into two triangles; fold tip back to provide at least four layers and a single point for fastening. Attach ends of webbing to frame with a washer under a tapping screw.

On wood furniture, tack webbing to frame with nonrusting tacks. Wrap webbing around attaching rung, then use at least three tacks.

### CANVAS OR DUCK

Seats and backs for furniture made of heavy cotton duck are best sewed with a loop for attaching ends to metal or wood bars. Use the original seat or back as a pattern; allow for stretching of the original. Metal furniture can usually be taken apart to slip old canvas seats and backs off and replacements on. Examine wood furniture seat- and back-support rungs for fasteners that can be removed. Follow the original—if canvas or plastic was tacked onto the frame, fasten replacement pieces with tacks. If loops were sewn in and slipped over rungs, slip on new seats or backs. When sewing seams, double back ends and sew a second seam for greater strength. Sometimes a tear, slit, or hole can be patched. Feather edges of a tear by removing a few of

the threads parallel to the opening. Cut a patch of roughly the same material and cement it behind the tear with fabric-mending cement.

Worn or faded canvas seats and backs can be brightened by painting or treating with a fabric spray. One coat covers solid colors. Apply two coats over plaids or stripes.

Ready-made replacements can be bought for yacht, director, butterfly, circle, and sling chairs, chaises, or cots. Simply slip them onto frames over dowels or metal tubes.

### RATTAN FURNITURE

The many curved, rounded pieces and the wrapped joints of rattan furniture require patience to refinish. If the original finish was shellac, remove any loose or scaly bits with a brush followed by a cloth soaked in alcohol (shellac thinner). If the old finish was varnish or paint, brush on a water-rinse paint remover. Use an old toothbrush to work on joints, then rinse off. Sand the large areas until they are smooth; use a dull-tipped knife or a sharp-pointed wood rasp to clean out crevices and joints. Treat each nail with a clear, rust-proofing sealer. To repair joints that have broken or worked loose, soak bamboo bindings in water until they bend like cord. Apply waterproof glue to the joint. Tack one end of the binding, wrap tightly, and fasten end with a zinc-coated brad.

### WICKER, PEEL FURNITURE

Even more troublesome to refinish than rattan is wicker furniture. If the old finish is badly deteriorated, brush on a heavy-bodied water-rinse paint remover. After the remover has worked for at least half an hour, brush the surface with a mild, bristly brush; then hose off.

When the wicker is dry, rub seat, back, and arm surfaces with a big wad of steel wool. Replace any broken dowels or rope with new pieces of the same size, stained to match others. Apply two coats of varnish or combined varnish-stain. Since wicker is so difficult to refinish properly, take extra good care of it—avoid unnecessary exposure to weather.

Even more difficult to refinish or repair than wicker or rattan, peel furniture should be cared for and protected to prevent the necessity of refinishing. If the surface is rough or flaky, brush it with a stiff bristle (not steel wire) brush. Depending on condition of the peel, you may scrub it with a detergent to remove stains and dirt. Flush with clear water and allow to dry thoroughly. Apply a single coat of spar varnish.

### CUSHIONS AND PADS

Vinyl- and cotton-covered cushions for a chair, chaise, or sunbathing cot can be cleaned with whipped, dry detergent suds. Combine detergent and a few tablespoons of water and

whip with an eggbeater; then spread on cushions. Scrub lightly with a sponge; then allow to sit for half an hour or more. Remove suds with a putty knife; scrub with sponge. If covers can be unzipped, it is no problem for you to remove them and wash separately.

Tears, rips, and burned holes can be fixed with pieces of matching material cemented to the back side with fabric cement. Sew up ripped seams with a stout cord, and replace tufting buttons from the underside if replacements are not available.

### WHERE TO BUY MATERIALS

The best source for replacing seats and backs of canvas or plastic, webbing kits for reweaving plastic seats, replacement cushions, and plastic tubing is one of the big mail-order houses. Zinc-coated screws and bolts, nonrusting tacks are available by mail order too.

Pick up pieces and repairs for rattan, wicker, or peel furniture from a furniture repair shop.

Hunt in marine or boat supply shops for heavy-duty, colorfast, exterior enamels; sun-resistant varnishes; waterproof wood glues; and waterproofing sprays. Boat shops also carry water-rinse paint removers, vinyl repair materials, zinc-coated hardware, stainless steel nails or tacks, exterior canvas paints, and vinyl- or fabric-cleaning aids.



All 3 styles in 5 pretty colors




Yellow

French Blue

White

Turquoise

Pink



Kleenex tissues



Kleenex tissues

New Rose box  
for Family size

New Scroll box  
for Dispenser size

NEW FROM KIMBERLY-CLARK





## Daylilies

(continued from page 44)

flaring flowers, chalice cups, and bells. There are 18-inch dwarfs, three-foot-tall intermediates, and five-foot giants. But best of all, along with their new sophistication, daylilies have kept their sturdy peasant qualities. They're as durable and self-reli-

ant as ever. You really can't afford to be without a few plants if you demand low maintenance as well as beauty for your garden.

You can grow daylilies wherever you live. They are immune to heat, will survive the roughest winters. Although they flower in the most trying conditions, they deserve good care. Give them morning sun and afternoon shade, plus well-drained

sandy loam, for spectacular, show-quality blooms. The vibrantly colored new hybrids prefer a little more shade—their colors fade in full sun.

Your daylily clumps will grow disease-free and need not be disturbed for several years. Then, as the blooms falter from over-crowding of the roots, lift the clump with a spading fork in late summer or early fall and pull smaller sections of three or four

stalks from the edge of the clump. At the bottom of each new hole, pile the soil up in a cone shape and plant each division on it, arranging the roots so they have lots of room. Cover with soil to about an inch above the crown of the plant. You can add bonemeal and well-rotted manure or a balanced commercial fertilizer at this time. If the clumps of roots are too thick to pull apart, you can divide them by prying apart with two spading forks placed back to back. Plant dwarf varieties 18 to 24 inches apart, tall types 30 inches apart.

By choosing your varieties carefully, you can have daylilies in bloom from May through September. The old lemon daylily (*Hemerocallis flava*) blooms in May and June, is quite fragrant. Modern early bloomers are 'Brocade' (amber rose, flowers in the evening), 'Gold Dust' (bronze yellow), and 'Tangerine' (deep orange).

Species for June and July flowers are *H. aurantiaca* (orange), *middendorffi* (dark orange), and *thunbergi* (fragrant, yellow). Modern hybrids for early summer bloom are 'Baronet' (red, flowers evenings), 'Halo' (frilled yellow), 'Sweetbriar' (pink and yellow), and 'Tasmania' (coral and gold).

In July and August, the tawny lily (*H. fulva*) blooms wild on the East Coast. Its cultivated form is a double bloom named 'Kwanso.' 'Marguerite Fuller,' shown on page 44 is an eight-petaled variation. Other midsummer bloomers are 'Black Prince,' 'Bold Courtier' (red and yellow), 'Primula' (soft yellow), and 'Pink Dream'.

In September, you can have flowers from the following varieties: 'Autumn King' (deep yellow), 'Moonray' (pale yellow, evening bloomer), 'Queen Esther' (bright red), and 'Scarlet Sunset' (red, evenings). ■

- \* And 25% richer than most any other cream whip.
- \* No mixing or measuring.
- \* No beating or bothering.
- \* And it comes dairy fresh to you... with the quality seal of Good Housekeeping.
- \* Keeps for weeks in the refrigerator.
- \* Believe it. It's true. Now, why not buy it.



**Would you  
believe enough  
farm-fresh whipped cream  
for  
27 desserts?**



**Real whipped cream for just about 2¢ a serving!**

## SHOPPING INFORMATION

### LET'S HAVE A PARTY

**Page 63:** Dinnerware by Independence Ironstone, 15 East 26th St., N.Y.C. Flatware by Reed & Barton, Taunton, Mass. Wicker chairs by Calif-Asia, 6818 Avalon Blvd., Los Angeles. Table cover fabric Lancer 1400 by Tiger Fabrics, 1457 Broadway, N.Y.C. Candles by Penn Wax Works, distributed by Raymor, 225 Fifth Ave., N.Y.C. Tiles used as place cards by American Olean Tile, 101 Park Ave., N.Y.C. Blue and gold napkins by Leacock, 230 Fifth Ave., N.Y.C. Fuchsia napkins by Fallani & Cohn, 14 East 38 St., N.Y.C. Cart from Decorative Imports, 408 Jackson Square, San Francisco. Lacquer bowl from Yamako Arts & Crafts, San Francisco. **(Upper right):** Lacquer bowl from Azuma, N.Y.C. Sherbets by Fostoria, Moundsville, W. Va. Elephant from India Nepal Inc., 225 Fifth Ave., N.Y.C. Chemex coffee maker, 41 Murray St., N.Y.C. **Page 64:** Melamine dinnerware, flatware by Oneida, Oneida, N.Y. Glassware by Imperial, Belair, Ohio. Chairs by Landes, Box 2197, Gardena, Calif., available from Gumps, San Francisco. Blocks, large goblets from D/R International, N.Y.C. Red wash cloths by Cannon Mills, 1271 Ave. of Americas, N.Y.C. Blue trivets distributed by Nancy Peterson, 225 Fifth Ave., N.Y.C. Bottles, pepper mill, copper pot from Thomas Cara, San Francisco. Plaques from Morrison Imports, 523 Pacific, San Francisco. Salt shovels from Azuma. **Page 65 (upper right):** Cheese board by Guild of Shaker Crafts, Spring Lake, Mich. Cheese cover by West



Virginia Glass Specialty, Weston, W.Va. Espresso machine, cheese knife, from Thomas Cara. White trays from D/R International. Bread basket from Bonniers, N.Y.C. Striped lanterns by TSAO, 108 Main St., New Canaan, Conn. **Pages 66, 67:** Melamine dinnerware, Allied Chemical Corp., 40 Rector St., N.Y.C. Flatware by Gorham, Providence, R.I. Glassware, Imperial. Trays, cart and trays distributed by Leonard Assoc., 225 Fifth Ave., N.Y.C. Portofino napkin fabric by Cohama, 214 Madison Ave., N.Y.C. Pitchers from D/R International. **Page 67 (upper right):** Pink pillows by Vivian Burns, 120 Second St., San Francisco, available at Showroom III\*, San Francisco. Mexicana Collection towels by Fieldcrest, 60 West 40th St., N.Y.C. **Page 68:** Intaglio dinnerware by Iroquois, Syracuse, N.Y. Flatware by International, Meriden, Conn. Table by Calif-Asia. Nest of tables by Decorative Imports. Napkins, dishtowel of Belgian Linen by Vera, 417 Fifth Ave., N.Y.C. Pillows by Vivian Burns. Serving platters, from Morrison Imports. Pineapple bowl from Yamako. **(Upper right):** Mats from Yamako. Basket distributed by Raymor. **(Below):** Mats from Yamako. Towel rack by Guild of Shaker Crafts. Mexicana Collection towels by Fieldcrest. **(Lower right):** Bangkok towels by Cannon. **Page 69:** Rotisserie by Farberware, 415 Bruckner Blvd., Bronx, N.Y.

#### BE INFORMAL

**Page 74:** Fantasia towel by Cannon, 1271 Avenue of the Americas, N.Y.C. Pillows by Nettle Creek, 95 Madison Ave., N.Y.C. **Page 75:** Top poster and three small ones by Bill Graham Enterprises, 1805 Geary, San Francisco. Eye poster by The Family Dog, 1268 Sutter, San Francisco. Carpet samples **(bottom up):** 1 Gulistan. 2), 4) Masland. 3), 9) Philadelphia Carpet Co. 5), 10), 12) Coronet Carpet. 6), 8) Barwick Mills. 7), 11), 13), 14) James Lees. All at 295 Fifth Ave., N.Y.C.

#### VACATION FROM CARE

**Page 76 (far left):** Fabrics and carpets are a blend or are of 100% Dupont fibers. Cushion fabric Yankee Clipper by Crompton-Richmond, 1071 Sixth Ave., N.Y.C. Dining table from Macy's, N.Y.C. Dinnerware and glassware from D/R International, N.Y.C. Wintersong flatware by Oneida Silversmiths, Oneida, N.Y. Place mats and napkins from Scarabaeus Ltd., N.Y.C. Pots by Sterno, 300 Park Ave., N.Y.C. Trivet and jar from Bonniers, N.Y.C. Metal shelves by Hirsh, 8051 Central Park Ave., Skokie, Ill. **(Top right):** Mode carpet by Mohawk, 295 Fifth Ave., N.Y.C. Drapery fabric from Rowen Inc., 979 Third Ave., N.Y.C. Comforter bedspreads, of Island Cloth, from Boris Kroll\*, 979 Third Ave., N.Y.C. with Dacron fiberfill. Night-table top and chairs from Vreeland Trading, N.Y.C. Birds by Sara Stein, 733 Third Ave., N.Y.C. Posters of wrapping paper designed by Timo Sarpaneva for Georg Jensen, N.Y.C. Mirror from Hamacher-Schlemmer, N.Y.C. Type-writer by Royal, N.Y.C. Miralux sheets by Lady Pepperell, 111 West 40 St., N.Y.C. Lamp distributed by Raymor, 225 Fifth Ave., N.Y.C. **(Bottom right):** Easy Living carpet by Callaway Mills, Inc., 295 Fifth Ave., N.Y.C. Yankee Clipper fabric for drapery, bed rolls, pillowcases and mattress covers by Crompton-Richmond. Dacron-filled pillows by Countess York Ltd., 1040 Sixth Ave., N.Y.C. Beds from Bed-Bedder Inc., N.Y.C. Chair by Gold Medal, 1700 Packard Ave., Racine, Wis. Poster from Poster Originals, 16 East 78 St.,

\*Through Decorators

N.Y.C. Pig from Products of the Alianza, 225 Fifth Ave., N.Y.C. Soldiers by Sara Stein. Magic Phonograph by Gabriel Industries, 200 Fifth Ave., N.Y.C. Hammocks from the Crows-Nest, N.Y.C. Sticks by Childcraft Equipment, 155 East 23 St., N.Y.C. Boat from Azuma, N.Y.C. **Page 77:** Crescendo carpet by Thomas Pride Mills, 295 Fifth Ave., N.Y.C. Fabric at windows from Boris Kroll\*. Cane furniture upholstered in Boris Kroll's Island Cloth by Milo Baughman of Thayer

Coggin, High Point, N.C. Chair and cube table by Tropi-Cal, 5731 South Alameda St., Los Angeles, Calif. Floor lamp and Lolite distributed by Raymor. Coffee table-bench from Macy's, N.Y.C. Plastic pillows by Mass Art, 305 Canal St., N.Y.C. Cloth pillows, sculpture, tray from Scarabaeus Ltd. Poster from Poster Originals. Chess set from Holiday World Bazaar, N.Y.C. Shells from Seashells Unlimited, N.Y.C. Blue vases by Peter Breck, 225 Fifth Ave., N.Y.C.

#### WHERE THE ACTION IS

**Pages 84, 85:** Counters from Formica Corp., 4614 Spring Grove, Cincinnati, Ohio. Refrigerator/freezer, oven from Frigidaire Div., Dayton, Ohio. Cooktop from Thermador, 5119 District Blvd., Los Angeles, Calif. Grill from Miller Materials Co., San Leandro, Calif. Terrazzo vinyl flooring from Armstrong Cork Co., Lancaster, Pa.

**Del Monte Early Garden Peas are fit for a party dish. Sweetly green and tender. Just the right sizes. And happily yours for flavor. You and Del Monte make a good thing special.**

#### PEAS & ONIONS PAPRIKA

3-4 large onions, cut in half crosswise  
Paprika  
¼ cup chopped onion  
2 Tbsps. butter or margarine  
1 Tbsp. cornstarch  
1 can (1-lb. 1-oz.) Del Monte® Brand Early Garden Peas  
2 Tbsps. chopped pimiento  
¼ tsp. salt  
¼ tsp. Worcestershire sauce

To make onion cups: Remove centers from onion halves; place cups in baking dish and cover with foil. Bake at 375°F., 20 min. Sprinkle tops of onion cups with paprika. Chop enough onion centers to make ¼ cup. Sauté chopped onion in butter or margarine until tender. Blend in cornstarch and liquid drained from peas. Cook, stirring constantly, until thickened. Add peas, pimiento and seasonings; mix well. Fill onion cups with peas mixture. Cover with foil. Bake at 375°F., 15 min. Makes 6-8 servings.





# Our bakers are serious about that happy Sunshine taste.



Sunshine Bakers are serious about rolling dough — just so.  
And about using only the choicest ingredients in their cracker dough.  
That's why all Sunshine crackers have that happy taste.

Sunshine Krispys are the saltines with flavor. Super-thin, super-light, super-crisp. Choice ingredients and rolling the dough to exactly 1/32nd of an inch is what delivers this happy taste.



Sunshine Hi Hos are the no-crumble stacker crackers that melt in your mouth. Selected ingredients and "just so dough" make this happy-tasting cracker go great with everything.



Sunshine makes the cheese that goes into Sunshine Cheez-Its. That's why this one-bite cheese snacker cracker is the only one with that happy real-cheese taste.



For Sunshine Honey Grahams, the Bakers put the finest pure honey in their graham cookie dough. That's why Sunshine Honey Graham is the cookie-cracker that's a honey.





# SERVE CURRY ON A CART

Once you've chosen the main dish for your party everything else seems to fall into place. In one fell swoop you've decided on the go-withs, the dessert, the way of serving, and the table setting. For this party we chose a luscious crab curry. For a unique serving idea we put the main course on a cart and moved it from table to table (three small tables for a party of 12). The menu: Bombay Curried Crab, rice, puri (fried unleavened bread), curry condiments, and white wine. Lemon sherbet with curaçao and coffee were served in another part of the garden. For the table ideas, turn to page 63. For more party entrées, see page 106.



## BOMBAY CURRIED CRAB

1 tsp. mustard seed  
2 large onions, cut in thin wedges  
2 cloves of garlic, crushed  
3 tbs. butter, margarine, or pure vegetable oil  
1 tsp. ground ginger  
2 or more tbs. curry powder  
½ tsp. ground cardamom  
1 tsp. grated orange rind  
½ tsp. salt  
1 tbs. sugar  
2½ c. chicken broth

4 lbs. fresh or frozen crab meat  
or 8 cans (7½ oz. ea.) crab meat  
1 c. cherry tomatoes, quartered  
¼ c. sliced pistachio nuts  
Hot, cooked rice  
Toasted coconut

### Curry Condiments:

Cucumber Ratai (see page 106)  
Onion Sambal (see page 106)  
Lemon, lime, and orange wedges  
Shredded carrots and muscat raisins  
Chutney


Cook mustard seed, onions, and garlic in butter, margarine, or oil 5 minutes. Add ginger, curry powder, cardamom, orange rind, salt, sugar, and chicken broth. Cover; simmer gently 15 minutes. If you were able to purchase crab legs with the fresh crab, reserve them for garnish. Heat crab meat in top of double boiler or in covered casserole in 350° F. oven. Remove from heat. Mix gently with curry sauce. Heat through. Mound in serving dish. Garnish with reserved crab legs. Top with cherry tomatoes and pistachio nuts. Serve over hot rice that has been sprinkled with toasted coconut. Pass condiments for each guest to make a selection. Makes 12 servings.



# HORS D'OEUVRES CAN MAKE A MEAL

Call them hors d'oeuvres . . . call them finger foods. But the appetizers you usually serve before a meal can be so delicious and so hearty they can be *the* meal for your party. Your biggest asset here is the hibachi. Assemble all the fixings beforehand and then let your guests cook their own. To round out the meal you

might have two rolled beef roasts turning on a spit (see page 69). Cut the beef in thin slices, top with barbecue sauce, and serve on small rolls. Other stars of the show: miniature tamales, vegetable relishes, ice cold beer. For dessert, pineapple and orange slices. For more hors d'oeuvres turn to page 107.



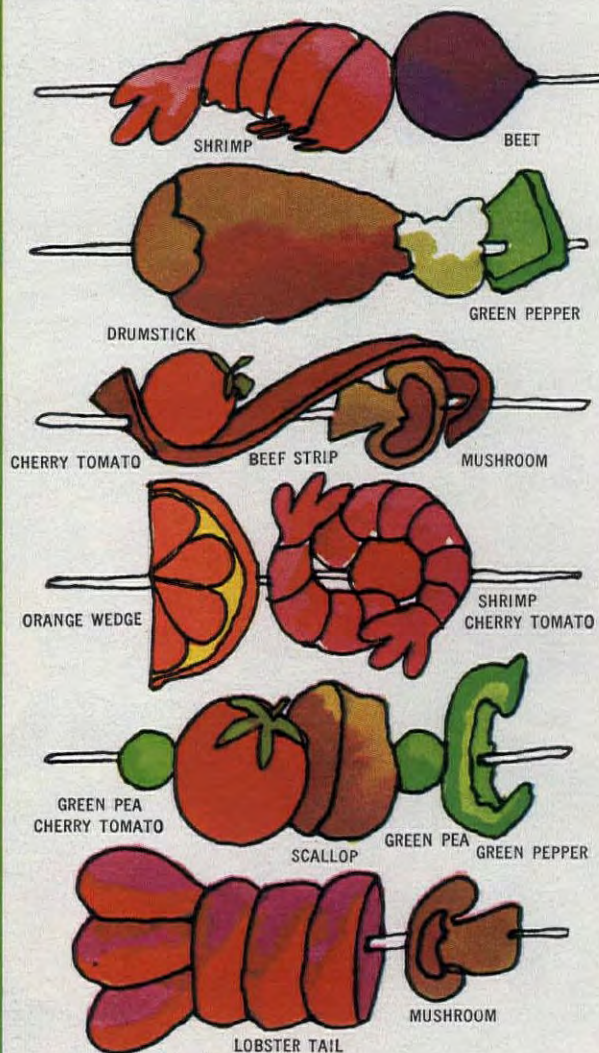




# HIBACHI HORS D'OEUVRES

3 large cloves of garlic, crushed	Small chicken drumsticks
1/4 c. pure vegetable oil	Thawed frozen lobster tails, cut crosswise into pieces
1 c. soy sauce	Small white onions, halved
1 c. sherry or sake	Fresh peas
1/4 c. white or rice vinegar	Canned whole beets, drained
Scallops	Very firm cherry tomatoes
Large shrimp in shells	Mushrooms
Chicken livers	Thick orange wedges
Thin strips of beef	Green peppers
Small chicken wings	

Combine garlic, oil, soy sauce, sherry or sake and vinegar. Marinate scallops, shrimp, chicken livers, beef strips, chicken wings, chicken drumsticks, and pieces of lobster in mixture at least 2 hours. String on skewers with one vegetable, a selection of them, or with orange wedges.



Brush Hors d'Oeuvres with marinade. Cook over low coals, turning once.

Shrimp—Cook about 3 minutes on each side or until shrimp turns pink.

Scallops and beef strips—Cook quickly. The best way to time them is by their brownness.

Chicken livers—Cook about 5 minutes on each side.

Chicken—Cook wings and drumsticks about 12 to 15 minutes on each side. Time will vary with their size.

Please turn the page.



# SEA FARE AT THE DOCK

Cioppino is one of San Francisco's long-time specialties—it's a fish and shellfish stew akin to bouillabaisse. There are many legends surrounding its origin. Supposedly it stems from a concoction of the local fishermen of Fisherman's Wharf in San Francisco who made the stew with whatever the day's catch yielded. They cooked it in a large pot on the wharf, asking each fishing vessel for a contribution to the pot with the plea of "chip in, chip in!"

Our version is chock-full of crab, shrimp, clams, and fish and generously laced with wine, vegetables, herbs, and seasonings. Make sure you serve Cioppino with a green salad, garlic bread, and a white wine. Fruit, cheese, and espresso make the perfect ending. For more party soups, see page 108.

Please turn the page

## CIOPPINO

2 large onions, cut in wedges	1 tsp. oregano
2 bunches green onions, diced	1 tsp. basil
2 green peppers, seeded and diced	$\frac{2}{3}$ c. chopped parsley
4 large cloves of garlic, crushed	1 tbs. salt
$\frac{1}{2}$ c. olive or pure vegetable oil	1 tbs. sugar
2 c. red or white wine	2 large Dungeness crabs, uncooked, or 2 lbs. frozen Alaskan King crab legs,* thawed
1 can (1 lb. 12 oz.) tomato puree	2 doz. clams in shells, well scrubbed
4 c. water	2 doz. large shrimp in shells
1 bay leaf	2 lbs. firm-fleshed fish

Sauté onions, green onions, green peppers, and garlic in oil 5 minutes. Add wine; simmer briskly. Add puree, water, herbs, and seasonings. Cover; simmer 1 hour. Clean and crack Dungeness crabs; place in large kettle. Top with clams. Cut down backs of shrimp and remove sand vein. Arrange over clams. Cut fish into good-size chunks; place on shrimp. Add hot sauce. Cover; simmer 20 to 30 minutes or until clams open.

\*If using King Crab add during last 5 minutes of cooking. Serve a selection of fish and shellfish with sauce to each guest. Makes 8 servings.





# Don't have a Pot Roast Dinner. Have a Pranzo di Manzo, instead.

## To make the Antipasto:

It means "before the meal" and that's when you serve it. This Italian appetizer is really made of non-Italian things you may already have in the house. Like ham, olives, peppers, tomatoes and hard-cooked eggs. Serve on a platter with oil and vinegar, and that's an Antipasto.



**To make the Frutta:** After a meal, Italians eat *frutta*. Plain fresh fruit. Serve yours with knives for peeling, and cheese alongside. Any combination will do (apples and Bel Paese is a good one). For this dessert, it's not what you serve that's Italian, it's the way you serve it.

**To make the Pane:** Bread is *pane* (pah-nay) in Italian. Buy breadsticks, or a long thin loaf of "Italian Bread." Slice halfway. Then to make it even more Italian, dot with butter, parmesan cheese and a little garlic salt; wrap in foil and warm in the oven.

**To make the Manzo:** Pranzo di Manzo means "dinner of beef," but you don't have to know how to say it to make it. Because Chef Boy-Ar-Dee® makes a spaghetti sauce that's so Italian, it can make a pot roast Italian. Just cook the Chef's savory sauce right into the meat, the way Italians do. Let its special Italian spices and rich tomato goodness add their lively flavor to your roast. That's all it takes to make sure that instead of ordinary pot roast, this will be something special: real Italian Manzo.

3 pounds beef (pot roast cut)	2 tbsp. oil
½ tsp. salt	2 cans Chef Boy-Ar-Dee
¼ tsp. pepper	Spaghetti Sauce with Mushrooms

1. Season meat with salt and pepper. 2. In a large heavy saucepan, brown all sides in oil. Pour off excess oil; pour on Chef Boy-Ar-Dee Spaghetti Sauce with Mushrooms. 3. Cover and cook slowly 2½ hours (or until tender). 4. Serve sliced with extra sauce poured on.

**Chef Boy-Ar-Dee**





# SALADS BY THE POOL

Everyone, everywhere, loves a delicious salad. Some like them hearty and savory, some like them light and on the sweet side. Why not serve both at your next party? For the hearty ones we show you a zesty Salade Niçoise. The list of ingredients is long and tempting with crisp greens, whole green beans, onions, green peppers, ripe olives, beets, cherry tomatoes, tuna, and anchovies. For the sweet side, make one large, lovely fruit salad, individual salads, or as we have done here, try Fruits in a Glass. Take an assortment of crystal glasses and fill them with a combination of fruits and a special dressing. They'll be a conversation piece and are a wonderful way to show off your salads. With these, serve an assortment of breads, muffins, and pecan rolls. With the Salade Niçoise, serve cheese biscuits and poppy seed rolls. Top off the meal with a luscious coconut cake (see page 109), tinkling iced tea or coffee. For Salade Niçoise and other salads, turn to page 109.



Photographer: Ernest Braun

*For Fruits in a Glass, first prepare Lemon Sugar Syrup: Mix 2 cups sugar and 1 cup water in saucepan. Bring to boiling, stirring until sugar is dissolved. Boil rapidly 5 minutes. Cool. Chill. Stir in 3 tablespoons of lemon juice. In all recipes below, pour syrup over prepared fruits and chill.*

*Berry Cheese Cup. Place ½ cup dark, seeded grapes in bottom of glass. Top with 1 cup cottage cheese, mounding it in center. Arrange halved strawberries, cut side out, around mound. Top center with whole, unhulled strawberry.*

*Papaya Salad. Arrange 3 thick slices of papaya and some sprigs of watercress in glass. Add a dash of lime juice.*

*Banana with Raspberries. Peel one side of a small banana. Leave other half of skin on for shell. Make diagonal cuts in banana. Arrange in glass with ¾ cup raspberries and a leaf of romaine. Skewer half a crabapple on top of banana.*

*Three Fruit Salad. Halve, core, and section grapefruit. On each half arrange 10 mandarin orange sections in groups of two. Separate sections with strawberry slice. Put whole berry in center.*

*California Salad Cup. Combine 1 cup cantaloupe and honeydew melon balls; ¼ avocado, sliced; and ¼ cup blueberries.*

Photographer: Joshua Freiwald



# You'll get more out of a Philco.

Because you can get more in.

One 21-cubic-foot refrigerator doesn't necessarily give you the same amount of usable space as another 21-cubic-foot refrigerator.

Take the Philco side-by-side shown here as an example. It measures 21 cubic feet, just as a lot of other refrigerators do. But the fact is, it holds more food.

How come? Because like all Philco refrigerators it's designed to make maximum use of all available space.

Shelves are roomy and slide out to help you load the refrigerator with greatest economy of space. They're adjustable, too. You move them up or down to make enough

space, but never waste it. Even the deep door shelves are adjustable. You can choose from 98 shelf arrangements in the freezer door alone.

Philco saves space another way, too. Special thin insulation material makes outside dimensions smaller. And bigger-capacity refrigerators often fit in the same space a "smaller" one used to fill.

For more convenience and less work, Philco refrigerators like the 21-cubic-foot side-by-side shown here never have to be defrosted. There's "no frost" in the refrigerator side. And "no frost" in the freezer side. In fact, the only place ice ever

forms is in the automatic ice maker, where it belongs.

So if you're fed up with trying to cram things into a refrigerator that wastes so much space that it's still half empty when it's "full," just remember, you'll get more out of Philco... because you can get more in.

Philco-Ford Corporation,  
Philadelphia, Pa. 19134.

**PHILCO**

*Ford*

FAMOUS FOR QUALITY THE WORLD OVER  
TELEVISION • STEREO PHONOGRAPHS • RADIO  
HOME LAUNDRY • RANGES • REFRIGERATORS • AIR CONDITIONERS



Everything fits in a Philco.



## Foods for Your Party

(continued from page 99)

Here are the two condiments for Bombay Curried Crab shown on page 99.

### CUCUMBER RATAI

- 2 medium-size cucumbers
- ¼ c. chopped green onions
- ½ tsp. ground cumin
- ½ tsp. salt
- 2 c. (1 pt.) yogurt

Pare cucumbers. Cut in half lengthwise; remove and discard seeds. Chop cucumbers finely. Mix green onions, cumin, salt, and yogurt. Drain cucumbers well. Stir into yogurt mixture. Chill. Makes about 3 cups.



### ONION SAMBAL

- 2 large onions, minced (2 c.)
- 1 tsp. salt
- 1 tsp. finely chopped mint leaves
- ¼ c. lemon juice

Combine onions, salt, and mint leaves. Mix well. Stir in lemon juice. Let stand 1 to 2 hours. Makes about 2 cups.

## Entrées

(continued from page 99)

### CHICKEN AND SWEETBREADS IN FRENCH BREAD

- 1 broiler-fryer (about 2½ lbs.), cut up
- 2 c. chicken broth
- 1 lb. lean, bulk country sausage
- Pure vegetable oil
- 1 lb. sweetbreads, cooked
- ½ c. butter or margarine
- 2 bunches green onions, diced
- ½ c. all-purpose flour
- 1 egg yolk, beaten
- 3 tbs. lemon juice
- Salt
- Cayenne
- 2 loaves round or long French bread
- Butter or margarine

Cook chicken in broth in covered pot 30 minutes or until tender. Cool. Reserve broth for sauce, adding water if necessary to make 2½ cups. Discard bones and skin of chicken; cut meat into large chunks. Shape sausage into small balls; brown slowly in small amount of oil. Remove membrane and connective tissue from sweetbreads; cut into cubes.

Melt ½ cup butter or margarine in pan; add onions; cook 2 minutes. Blend in flour; add reserved broth gradually. Cook over medium heat, stirring constantly, 10 minutes. Stir a small amount of sauce into egg yolk; stir into sauce in saucepan; add lemon juice. Cook 1 minute longer. Season to taste with salt and cayenne.

Mix chicken, sausage, and sweetbreads; stir in 1 cup sauce. Cut tops from bread;

pull out bread from loaves and tops. Spread bread cases with butter or margarine. Spoon hot chicken mixture into cases; spread remaining sauce over surfaces. Replace tops. Bake at 350° F. for 15 to 20 minutes or until mixture is hot and bubbly. Makes 10 servings.

### RACK OF PORK GRENADINE

- 4 to 5 lb. loin of pork
- ½ tsp. ground sage
- Salt
- Pepper
- 3 tbs. butter or margarine
- 1 c. finely chopped onion (1 large)
- 1 c. red wine vinegar
- 3 tbs. lemon juice
- ½ c. grenadine

Heat oven to 350° F. Rub meat with sage, salt, and pepper. Place, fat side up, on the rack in open, shallow roasting pan. Insert meat thermometer in center of roast, being careful bulb does not touch bone or rest in fat. Roast 30 to 35 minutes per pound or until meat thermometer registers 170° F. Melt butter or margarine in saucepan; sauté onion until golden. Add vinegar, lemon juice, and grenadine.

About 30 minutes before roast is done, pour off drippings from pan. Baste roast with sauce. Continue roasting and basting until pork is done. To serve, remove roast to heated platter. Strain sauce through coarse sieve, pushing onions through, or whirl in blender. Reheat in small saucepan. Serve sauce over sliced pork. Garnish with fried apples and pistachio nuts, if desired. Makes 6 servings.

### ASPARAGUS PIE

- 1 unbaked 9-inch pastry shell
- 2 lbs. fresh asparagus or 2 pkgs. (10 oz. each) frozen asparagus spears
- 1½ c. heavy cream
- 4 eggs, slightly beaten
- 1 tsp. salt
- ½ tsp. ground nutmeg
- Melted butter or margarine
- Pimiento strips
- ½ c. buttered bread crumbs

Prepare pastry shell. Heat oven to 425° F. Cover inside of pastry shell with piece of wax paper; fill shell with raw rice or dried beans (to keep shell from buckling as it bakes). Bake 10 minutes; remove rice or beans and paper; cool shell.

Snap off tough ends from fresh asparagus. Cook in boiling, salted water until barely tender. Or, cook frozen asparagus according to package directions. Drain well on paper towels. Cut 2-inch tips from all stalks; set aside. Chop remaining stalks fine; scatter in bottom of pastry shell. Combine cream, eggs, salt, and nutmeg; pour into shell. Bake at 425° F. for 20 to 25 minutes. Remove from oven.

Poke asparagus tips into center of pie to simulate small bundle. Drizzle with melted butter or margarine. Ring with pimiento strips; sprinkle with crumbs. Return to oven. Continue baking about 5 minutes or until thin-bladed knife or spatula inserted halfway between center and edge comes out clean. Let stand 10 to 15 minutes before cutting. Makes 6 servings.

# Hiding great desserts? Let them out of the box.

Add strawberries to those boxes of Jell-O Gelatin hiding in your cupboard, and you can get some pretty surprising desserts.

Cool strawberry desserts. Colorful strawberry desserts. Refreshing strawberry desserts. And they're all satisfying, yet never filling, because each one starts with Jell-O, the light dessert.

And you can always be sure they'll "turn out," because what could be easier to make than Jell-O?

For additional recipes send for "Joys of Jell-O" Recipe Book and choose from 250 other surprising recipes. Just mail 25¢ in coin with your name, address and ZIP code, and six fruit illustrations from the fronts of Jell-O boxes to: Recipe Book, Box 1451, Kankakee, Illinois 60901.



Jell-O is a registered trademark of the General Foods Corp.







## BARBECUED STEAK, SWEDISH STYLE

Select steak of your choice for grilling: sirloin, porterhouse, T-bone, club. Allow 1 club or T-bone per person; for other steaks, buy  $\frac{3}{4}$  to 1 pound for each person. Score steaks along edges  $\frac{1}{2}$  to 1 inch apart to prevent curling.

Rub steaks with olive oil and finely minced onion. Let stand at least 1 hour. Make small broom of fresh herbs (thyme, rosemary, dill, sage, etc.). When coals are ready, place steaks on grill. Dip herb broom in vinegar. Brush steaks often as they grill, pressing broom into meat for a stronger herb flavor. When grilled on one side, turn steaks with tongs. Cook to desired doneness, brushing frequently.

## Hors d'Oeuvres

(continued from page 101)

### SALAMI CHIPS

Have salami sliced wafer thin. Arrange on cookie sheet; sprinkle each slice lightly with grated Parmesan cheese. Bake at 250° F. for 8 minutes. Drain on paper towels. Serve cold.

### SPIEDINI ALLA ROMANA

1 pkg. (12 oz.) mozzarella cheese  
24 cubes of French bread,  
about 1½ inches square  
Flour  
Garlic salt  
Beaten egg  
Fat or pure vegetable oil for frying  
Anchovies

Cut cheese into 12 cubes, about the same size as bread. String a cube of bread, one of cheese, and another of bread on each of 12 small wooden skewers. Dip in flour seasoned with garlic salt; roll in beaten egg. Brown quickly on all sides in deep, hot fat. Remove from fat. Drain on paper towels. Serve immediately with a garnish of anchovies. Makes 1 dozen.

### TAMALITOS DE COCTEL (Cocktail Tamales of Fresh Corn)

4 large ears of corn  
 $\frac{1}{2}$  c. heavy cream  
1 tbs. sugar  
 $\frac{3}{4}$  tsp. salt  
2 large canned green chiles,  
finely chopped  
1½ c. grated cheese (Fontina, Jack,  
or Swiss)  
\*Prepared masa

Cut corn husks free from cob without tearing. Immerse pliable inner husks in water to keep soft. Cut corn from cobs to make 3 cups. Mash coarsely. Add cream, sugar, and salt; cook briskly until reduced to 2 cups. Remove from heat; add chiles and cheese. Cut husks into 4½-inch-square pieces. Spread about 1½ tablespoons masa mixture on each square, leaving a 1½ inch margin

at base and making one edge of the masa flush with husk. Put 1 tablespoon corn filling in center; fold over and roll tightly; tie each end with string; clip each husk about ½ inch from string. Stack carefully on rack in steamer so steam can circulate. Cover; cook over boiling water 30 minutes or until masa is firm. Cut string at one end for serving. Makes about 2 dozen.

\*Prepared Masa: Add 2 cups warm chicken broth to 3 cups dehydrated masa flour or white cornmeal; beat dough; blend in  $\frac{3}{4}$  cup soft butter or margarine.



### ROTISSERIE BEEF

Have your butcher bone and roll 2 beef roasts of your choice (4 to 6 pounds each); cover them with wide strips of fat and tie them every 1½ inches. Sprinkle roasts with salt and coarsely ground pepper. Secure them well on spit. Insert a meat thermometer in each roast. For a crowd, roast one to rare, the other medium. Meat will be rare when thermometer reads 140° F. (1½ to 2 hours) and medium at 150° F. (2 to 2½ hours). Slice and serve on buns with a choice of sauces.

### PISSALADIÈRE

6 large onions, coarsely chopped  
1 clove of garlic, crushed  
 $\frac{1}{2}$  c. pure vegetable oil  
1 pkg. (12½ oz.) pizza mix  
2 cans (2 oz. each) anchovy fillets  
1 c. jumbo, pitted ripe olives,  
cut in half  
Olive oil

Sauté onions and garlic in pure vegetable oil until very soft, taking care not to brown; cool. Prepare pizza dough according to package directions (reserve sauce for another use). Spread dough to 11x14-inch rectangle on well-greased cookie sheet or in 14-inch round pizza pan. Distribute cooled onion mixture over surface. Arrange anchovies in lattice design on onions; center each rectangle with half an olive. Brush olives with olive oil. Bake at 425° F. for 25 to 30 minutes or until crust is brown. Cut into squares or wedges. Makes 2 dozen.

### BUONA GULDA

$\frac{1}{2}$  c. chopped mushrooms  
 $\frac{1}{4}$  c. wine vinegar  
3 cloves of garlic, crushed  
 $\frac{1}{2}$  c. melted butter or margarine  
2 tbs. anchovy paste  
1 c. heavy cream  
Raw vegetable relishes for dipping  
Breadsticks or small chunks of  
French bread

Marinate mushrooms in vinegar for ½ hour. Sauté garlic in butter or margarine; stir in anchovy paste and cream. Drain mushrooms and add to cream mixture. Serve hot with relishes and bread. Makes 1¾ cups. (continued)

### Strawberry Cheesecake Surprise

1 package (3 oz.) Jell-O  
Lemon or Strawberry  
Punch Gelatin  
2 tablespoons sugar  
1 cup boiling water  
 $\frac{1}{2}$  cup cold water  
1 pint strawberries, halved  
1 package (10¾ oz.) Jell-O  
Cheesecake Mix

Dissolve gelatin and sugar in boiling water. Add cold water and strawberries. Chill until thickened. Pour into a lightly oiled 1½-quart mold or 8-inch square pan. Chill until set. Prepare filling of cheesecake mix as directed on package; spread evenly over gelatin. Chill. Meanwhile, prepare crumb mixture of cheesecake mix as directed on package; sprinkle over cheese filling. Pat gently to form a layer. Chill 3 hours or more. Unmold. Makes 8 to 10 servings.

### Strawberries Supreme

1 package (6 oz.) Jell-O  
Strawberry or  
Strawberry-Banana Gelatin  
 $\frac{1}{4}$  cup sugar  
2 cups boiling water  
 $\frac{1}{2}$  cups cold water  
1 pint strawberries, halved  
1 cup whipped cream or  
softened vanilla ice cream  
1 teaspoon vanilla

Dissolve gelatin and sugar in boiling water. Add cold water; chill 2½ cups until very thick. Fold in fruit; fill 8 dessert glasses three-fourths full. Chill until set. Chill remaining gelatin until slightly thickened; beat in remaining ingredients; spoon over set gelatin. Chill until set. Garnish. Makes 8 servings.

Note: Gelatin will set at slant by catching base of glasses between bars of rack and leaning glasses against refrigerator wall.

### Jellied Strawberries

1 package (3 oz.) Jell-O  
Strawberry, Strawberry-  
Banana, or Strawberry  
Punch Gelatin  
 $\frac{1}{2}$  cup sugar  
 $\frac{1}{2}$  cups boiling water  
1 cup cold water  
1 pint strawberries, halved

Dissolve gelatin and sugar in boiling water in serving bowl. Add cold water; then add strawberries. Chill; stir when slightly thickened to distribute fruit. Continue chilling until mixture is soft set. Garnish with prepared whipped topping and a halved strawberry, if desired. Makes 8 servings.








## Bath Scales by **HEALTH-O-METER**



IN A  
*Queen's  
Choice*

Caressingly soft to the touch, the removable and washable deep-pile covers now available with Health-O-Meter Bath Scales add a cozy new charm to any bath decor.

**THE CHOICE IS YOURS IN  
SHAPES AND COLORS  
...AND ALL AVAILABLE WITH  
MATCHING SOFT-PILE COVERS!**



**HEALTH-O-METER**  
CONTINENTAL SCALE CORP.  
5701 S. Claremont, Chicago, Ill. 60636  
At leading stores everywhere

**LOOK** for the  
Special Introductory  
**AMERICAN HOME**  
**ORDER CARD**  
bound between pages  
68 and 69 of this issue!

(continued)

### TAPAS

In Spain, these finger foods are between-meal snacks or cocktail appetizers. An assortment might include: Tiny croquettes of crab, shrimp, salmon, chicken, cheese, lobster, etc.  
Hot, fried cubes of fish  
Roasted almonds  
Ham  
Small sausages  
Olives—ripe, green, and stuffed

### Croquette Tapas


$\frac{1}{4}$  c. butter or margarine  
 $\frac{1}{4}$  c. all-purpose flour  
1 c. milk  
1 egg yolk  
2 c. meat, fish, or chicken, finely chopped  
Seasonings of your choice  
Beaten egg  
Fine, dry bread crumbs  
Fat or pure vegetable oil for frying

Melt butter or margarine; stir in flour; add milk gradually. Beat in egg yolk and finely chopped meat, fish, or chicken. Season to taste. Chill. Form into tiny croquettes or balls; roll in beaten egg; coat with crumbs. Fry in deep, hot fat until brown. Drain on paper towels. Serve on picks. Makes about 2 dozen.

### SALTIMBOCCA APPETIZERS

4 veal round steaks, cut  $\frac{1}{2}$  inch thick (about 2 lbs.)  
24 paper-thin slices prosciutto or boiled ham (about 6 oz.)  
24 small leaves sage  
 $\frac{1}{4}$  c. butter or margarine  
2 tbs. olive oil  
 $\frac{1}{2}$  c. dry white wine

Trim fat, bone, and tissue from veal. Put meat between sheets of wax paper; pound with mallet until slices are  $\frac{1}{4}$  inch thick. Cut into 24 pieces of fairly equal size. Top each with a slice of prosciutto or ham, folded to same size, and a leaf of sage. Roll up; secure with wooden picks. Brown well in butter or margarine and oil; add wine; cover; simmer 10 minutes or until tender. Makes 2 dozen.



### PINEAPPLE CHAMPAGNE DESSERT

3 small pineapples  
4 navel oranges  
Champagne, white port, or muscatel

Cut pineapples in half lengthwise, cutting through fronds. Cut out cores. Place pineapple halves, cut side down; slice through skin every  $\frac{3}{4}$  inch, keeping pineapple shape intact. Slice oranges thickly; cut each slice in half. Insert half orange slice between each pineapple slice. Serve with wine. Fruit is dipped in wine and eaten with fingers (break pineapple slices in half for easier dipping) and wine is sipped.

## Soups

(continued from page 102)

### TINY ONION SOUP

4 slices bacon, finely chopped  
2 tbs. butter or margarine  
 $1\frac{1}{2}$  lbs. small white onions, peeled  
3 tbs. tomato paste  
4 c. water  
1 tsp. bottled meat extract  
 $\frac{1}{2}$  c. spaghetti pieces  
Grated Parmesan cheese

Cook bacon, butter or margarine, and onions in saucepan about 10 minutes or until golden. Mix tomato paste with water; add extract; stir into onion mixture; simmer, covered, 15 minutes. Add spaghetti; cook 10 minutes more. Serve in bowls; sprinkle with cheese. Makes 4 servings.



### SOUPE AU PISTO

2 sprigs fresh basil, chopped, or 1 tsp. dried basil  
6 cloves of garlic, crushed  
 $\frac{1}{2}$  c. olive oil  
2 tbs. chopped parsley  
2 tomatoes, peeled, seeded, and chopped  
4 tsp. tomato paste  
 $1\frac{1}{2}$  c. grated Gruyère or Swiss cheese  
Salt  
Pepper  
 $\frac{1}{2}$  lb. green beans, tipped  
 $\frac{1}{2}$  lb. carrots, pared  
 $\frac{1}{2}$  lb. leeks, trimmed  
1 large turnip, pared  
1 lb. summer squash (crookneck, pattypan, or zucchini)  
8 c. boiling, salted water  
 $\frac{1}{4}$  c. small macaroni shells


Combine basil, garlic, olive oil, and parsley; mix to a smooth paste. Stir in tomatoes, tomato paste, cheese, and salt and pepper to taste. Let stand several hours to ripen flavors.

Cut beans, carrots, leeks, and turnip into thin strips. Cut squash into large pieces. Place in kettle. Add boiling, salted water; cover. Simmer 1 hour. Mash squash against sides of pan. Add shells; cook until not quite tender. Stir in garlic mixture; cook, stirring constantly, until shells are done. Makes 8 servings.

### TOMATO WINE SOUP

2 large tomatoes, peeled and finely chopped  
 $\frac{1}{2}$  c. minced onion (1 medium)  
2 cloves of garlic, crushed  
6 tbs. butter or margarine  
1 c. dry white wine  
1 c. water  
1 tsp. salt  
 $\frac{1}{4}$  c. finely chopped mint

Cook tomatoes, onion, and garlic in butter or margarine until tomatoes are very soft. Add wine; simmer briskly 1 to 2 minutes; add water and salt. Cover; simmer 15 minutes. Stir in mint. Makes 4 servings.



## Work-Saving Tips That Help You Take a Summer Kitchen Holiday

### Cool Picnic Idea

Reynolds Wrap around containers of foods and beverages keeps cold things cold, hot things hot.

### Camping out?

Spread Reynolds Wrap under your sleeping bag, for a dry and comfortable bed.

### Cooking out?

Line your grill with Heavy Duty Reynolds Wrap, oven-tempered for flexible strength. Reflects heat, for better cooking with less fuel. Makes clean-up easy; just bundle up ashes and drippings for disposal.



### Need a Funnel?

Make it, any size, out of Reynolds Wrap. Just shape the stem around a pencil or stick, letting the top flare out.

### New kind of Cook

"Creative Cooking with Aluminum Foil". By Eleanor Lynch. 192 pages, over 300 recipes, 28 pages of full-color photographs. Specially priced to celebrate the 20th anniversary of Reynolds Wrap: Soft-bound edition, a \$1.00 retail value, yours for only 60¢—includes postage and handling. Send check or money order with your name and address to, Reynolds Wrap Cookbook, P.O. Box 1400, Dept. A, Long Island City, N.Y. 11101.



**Reynolds Wrap** OVER TEMPERED FOR TENSILE STRENGTH

**Strong... Dependable...  
All-Purpose Reynolds Wrap**

**A foil by any other name  
just ain't the same**



## ICEBERG SOUP

- 2 c. torn pieces iceberg lettuce
- ¼ c. pure vegetable oil
- 2 tbs. tarragon wine vinegar
- 1 bunch watercress
- 1 clove of garlic
- 6 sprigs parsley
- 3 green onions
- 2 c. chicken broth, well chilled
- Sliced radishes

Marinate lettuce in oil and vinegar 5 minutes. Put into blender with watercress leaves, garlic, parsley, onions, and chicken broth. Blend well. Strain into cups. Garnish with sliced radishes. Makes 3 cups.


## SAUERKRAUT SOUP

- 1 lb. lean pork, cubed
- 1 small ham hock
- 1 lb. lean sausage links, cut in half
- 3 tbs. butter or margarine
- 3 onions, coarsely chopped
- 1 c. dry white wine
- 3 c. chicken broth
- 1 can (1 lb.) sauerkraut with liquid
- 1 tbs. anise seed
- ¼ c. chopped parsley
- Dairy sour cream

Brown pork, ham, and sausage in butter or margarine in large saucepan. Remove; reserve. Sauté onions in fat remaining in pan until soft. Add wine; simmer briskly 3 minutes. Add chicken broth, sauerkraut, anise seed, parsley, and reserved meat. Cover. Simmer 1 hour. Remove fat and bone from ham hock. Serve in large soup bowls. Pass sour cream. Makes 2 quarts.

## Salads

(continued from page 104)



### SALADE NIÇOISE

- 1 lb. fresh green beans or 2 pkgs. (9 oz. each) frozen whole green beans
- 8 c. (2 qts.) crisp salad greens
- 2 c. cherry tomatoes, halved
- 1 can (7 oz.) pitted, ripe olives
- 1 can (1 lb.) small whole beets, well drained
- 3 hard-cooked eggs, finely chopped
- 2 green peppers, seeded and sliced
- 1 large onion, thinly sliced
- 2 cans (6½ to 7 oz. each) tuna, drained
- 1 can (2 oz.) anchovy fillets
- ¼ c. pure vegetable oil
- ¼ c. tarragon wine vinegar
- 2 tbs. capers
- ¼ c. chopped parsley
- 1½ tsp. salt
- ¼ tsp. coarse pepper

Cook beans in boiling, salted water just until tender. Drain; cool; chill. Place bed of greens in salad bowl. Arrange tomatoes, olives, beets, eggs, and green beans separately in wedges on greens. Top with green pepper and

onion rings. Break tuna into large chunks; place on rings. Wash anchovies in cold water; arrange over tuna. Mix oil, vinegar, capers, parsley, salt, and pepper; pour over salad. Toss gently but well. Makes 8 servings.

### BEEF CAESAR SALAD

- ¼ tsp. salt
- 1 clove of garlic, crushed
- 1 tsp. dry mustard
- 1 tbs. lemon juice
- 3 tbs. olive oil
- 2 bunches romaine, washed and crisped
- 2 tbs. grated Parmesan cheese
- 1 can (2 oz.) anchovy fillets, washed and drained
- 1 egg, coddled
- 1½ c. julienne strips of rare roast beef
- 1 c. French bread croutons

Mix salt, garlic, mustard, lemon juice, and oil in large wooden salad bowl. Tear romaine into bowl. Add cheese and anchovies. Break egg over salad. Distribute beef and croutons over salad. Mix gently but well. Makes 4 servings.

### ICY FRUIT SALAD MÊLANGE

- 2 c. sugar
- 1 c. water
- 3 tbs. lemon juice
- 2 c. fresh pineapple, cut in wedges
- 1 pt. strawberries, washed, hulled, and sliced
- 1 c. each honeydew, cantaloupe, and watermelon balls
- 1 c. blueberries
- 2 large bananas, sliced

Mix sugar and water in saucepan; bring to boiling, stirring to dissolve

sugar. Boil rapidly 5 minutes. Cool. Chill. Add lemon juice. As you cut fruit drop it into cold syrup and coat each piece well. Chill well in syrup. Drain. Serve on salad greens or in clear glasses with syrup. Makes 10 servings.

And here's the perfect ending for your salad party.

### COCONUT CAKE

- 1 pkg. (1 lb. 2½ oz.) white cake mix
- 1 pkg. (7 oz.) flaked coconut
- 2 c. milk
- ¼ c. cornstarch
- ½ c. sugar
- 4 egg yolks
- 4 egg whites
- ¾ c. sugar
- ½ tsp. almond extract

Prepare, bake, and cool two 9-inch cake layers according to package directions. Mix half the coconut with milk in saucepan; heat just to boiling; remove from heat. Mix cornstarch, ½ cup sugar, and egg yolks together. Stir in small amount of hot milk mixture; stir into mixture remaining in saucepan. Cook over low heat, stirring constantly, until mixture is thick and smooth. Remove from heat. Cool.

Split each cake layer through center to make 4 thin layers. Spread equal amount of filling on 3 layers. Assemble cake. Beat egg whites until foamy. Beat in ¾ cup sugar gradually; continue beating until frosting stands in stiff, glossy peaks. Fold in almond extract. Frost sides and top of cake. Sprinkle or pat remaining coconut over cake.

**Take a summer kitchen holiday with Reynolds Wrap.** Bake fish outdoors in Reynolds Wrap to seal in flavor. Why, specifically, Reynolds Wrap? Because Reynolds Wrap is **oven-tempered for flexible strength**—a strength that resists tearing. No wonder Reynolds Wrap outsells all other foils combined. There are other foils that cost pennies less. But they're not Reynolds Wrap. So we'll just keep on making our foil strong and tear-resistant. Otherwise, it wouldn't be good enough for you...or for us. Reynolds Wrap. **A foil by any other name just ain't the same.**

**Reynolds Wrap**

OVER-TEMPERED FOR FLEXIBLE STRENGTH  
HEAVY DUTY FOIL

### BARBECUE FISH-BAKE\*

- 1 to 3 lb. fish, cleaned
- 1 cup catsup
- ¾ cup water
- 1 teaspoon chili powder
- 3 drops Tabasco Sauce
- 2 teaspoons salt
- Heavy Duty Reynolds Wrap
- Texas Barbecue Sauce
- ¼ cup cider vinegar
- ¼ cup corn oil
- ⅓ cup Worcestershire

Combine barbecue sauce ingredients and bring just to a boil. Place fish on center of a large sheet of Heavy Duty Reynolds Wrap. Sprinkle salt and pepper inside fish. Bring up foil around fish and spoon sauce over it generously. Close the foil, double-folding edges together. Bake over hot fire, allowing 15 minutes for 1 lb. fish; 25 minutes for 2 lbs.; 35 minutes for 3 lbs. Serve right from foil, spooning juices over each serving. Note to fishermen: Fresh-caught fish stay fresh when wrapped in Heavy Duty Reynolds Wrap and frozen.

\*Recipes (fish and sauce) from new Reynolds Wrap cookbook "CREATIVE COOKING WITH ALUMINUM FOIL", by Eleanor Lynch.



## Take the "Ups and Downs" out of two-story living



### Install an Inclinette

There's no need to sell your two-story home because someone must avoid climbing stairs. Install an Inclinette on your present stairway and ride upstairs and down with the push of a button.

Inclinette is a must for the handicapped and elderly and a real convenience for every member of the family.

#### Write for new, free booklet

This colorful booklet tells about Inclinette, the 2-passenger Inclinator, and "Elevette"—our modern home elevator.



**INCLINATOR COMPANY OF AMERICA**  
2251 Paxton St., Harrisburg, Pa. 17105

#### ZIP CODE HELPS KEEP POSTAL COSTS DOWN

**BUT ONLY IF YOU USE IT.**

## MAKE EXTRA ROOMS



S-T-R-E-T-C-H your space for family living. Divide it for precious privacy. Do both with PELLA Folding Doors of natural wood. Patented steel spring hinging for smooth, finger-tip operation. No warpage. Select from OAK, ASH, UNSELECT BIRCH, PINE, PHILIPPINE MAHOGANY, AMERICAN WALNUT. Available in Canada. Mail coupon below.

**Pella**  
WOOD FOLDING DOORS

THIS COUPON ANSWERED WITHIN 24 HOURS  
ROLSCREEN CO. Dept. TC-50, PELLA, IOWA 50219  
**FREE!** Please send color pictures of PELLA Wood Folding Doors.

NAME \_\_\_\_\_

ADDRESS \_\_\_\_\_


CITY & STATE \_\_\_\_\_

ZIP (IF KNOWN) \_\_\_\_\_

PELLA MAKES QUALITY WOOD WINDOWS, WOOD FOLDING DOORS & PARTITIONS AND WOOD SLIDING GLASS DOORS



# STRICTLY FOR FUN

The intriguing shapes you see on this page are absolutely nonessential for your kitchen. They won't save you time or increase your efficiency one single bit. They're party pans—to splurge on to make your party food more exciting... different... individual. There are all kinds of party pans—molds, baking pans, cooking utensils. Poke and hunt them out in housewares departments or gourmet shops. A party pan can set a theme, form an edible centerpiece, create tiny individual servings, make exquisite delicacies. Most of all, they're for fun!



Recipe booklets are included when you buy a Gaufrette iron (left) to make a delicious waffle-like French delicacy, or krumkake iron (right) for the famous Swedish rolled wafers.

When the bridge club meets or poker fans get together, serve hearts, diamonds, clubs, or spades! For the ladies' luncheon, you might mold a chicken mousse salad; for the crowd, cupcakes with a dribble of frosting.

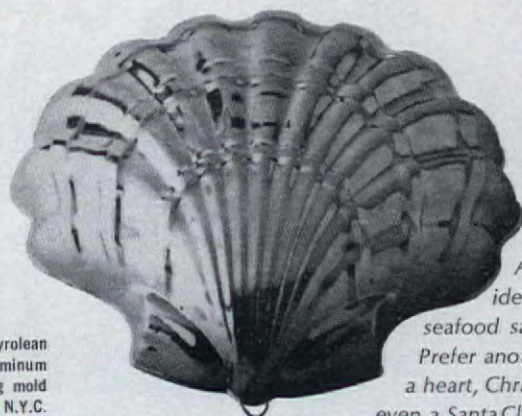


Serving a crowd? Tiered cake pans (top) are great for anniversaries, weddings, receptions. Large ring gelatin mold (bottom) holds 3 quarts gelatin—fill center with fresh fruits or vegetables for an impressive buffet setting.

Ring in the new year, shower the bride with happiness, or celebrate the Fourth of July in style with a molded ice cream bombe bell or fancy cake bell—the mold's the trick.



For an elegant buffet—a majestic tri-colored gelatin mold makes a truly effective centerpiece, easily produced with this towering Tyrolean mold. Has a capacity of 2½ to 3 quarts.



A seashell mold—ideal for molded seafood salads and mousses. Prefer another shape? How about a heart, Christmas tree, or fish, or even a Santa Claus or a rabbit in 3-D!

Photographer: Ed Isaacs

Gaufrette iron, krumkake iron, bridge club mold, bell mold, Tyrolean mold, seashell mold, large ring mold from Northland Aluminum Products, Minneapolis, Minn. Individual salad molds, ring mold from The Bridge Co. Tiered cake pans from Thurnauer Co., N.Y.C.



# HOW DO YOU ACT AT A SWIMMING POOL?

By ELIZABETH C. ROBINSON

Several years ago when poolside manners were nearly all geared to public or private-club swimming pools, we had specific rules for poolside behavior. Today with a swimming pool within reach of many families, it means that several of your friends and you, yourself, may have a pool in your backyard.

What should you expect from your guests? And what in turn should your responsibilities be to them?

A family down the street from us has a pool. In front of their house stands a flagpole. When a big blue-and-white flag flies on the tall pole, the neighborhood children are invited to swim.

Posted at the poolside of this swimming pool is a set of well-defined rules. The children of the neighborhood know and abide by the rules that are simple ones. How many of them are you following at your pool or at the pool where your children are invited to swim?

The rules say: You are our guests. Please obey our rules.

1. For children under 10, an adult or older child who swims well must be at the pool when you go in swimming. No one swims alone.
2. Swimmers with long hair must wear bathing caps.
3. Wash suntan oil from arms, legs, and faces. Oil affects our filter.
4. Absolutely no glass bottles of any kind at poolside. This includes suntan lotions.
5. Bring your own towel.
6. No running by anyone at any time around the pool or near the pool. Walk, walk, walk!
7. Fins and other equipment belong in a bigger pool than ours. Please do not bring toys or other equipment with you.
8. Please wear shoes or some foot covering to the pool.
9. Diving is to be done only from the deep end of the pool. Cooperate with the people who are swimming. Dive only when there is plenty of room.
10. The adult section is under the big yellow umbrella. This is off limits for all youngsters. Ask your parents to come to you if you want something.

Children usually accept authority if they know the reason behind the rules. And there is little or no infringement of these rules at our friends' pool. Anyone who breaks the rules is not expected to return to swim; yet the blue flag flies often and all of the children in the neighborhood go happily to swim, for they appreciate knowing what they can and cannot do.

Parents confide that rules that must be obeyed give children a sense of security. Parents (even those with a fair amount of the "permissiveness doctrine") respond as well when the

safety of their children is being protected, also.

In our own pool we do not have posted rules or a sign that says "not responsible for swimmers" but we take every precaution for their safety. We maintain (even with adults) the rule that no one swims unless there is someone on the sidelines.

Running and clowning at a pool are dangerous. A swimming pool is for swimming and if there is horseplay it should not be near a swimming pool. This is a good rule to follow. It may save someone's life someday.

After a small glass bottle of suntan oil was broken near our pool and some of the pieces went into the water, we insist on the no-glass bottle regulation. It is a good safeguard against cuts.

Most swimming-pool rules, whether posted or not, are just plain good manners. A hostess should not have to provide a towel for you after swimming. Yet people with swimming pools are the first to admit that the "I forgot to bring a towel" is the rule that is broken more than any other.

Actually (if you consider it) there is no reason for a child to eat at a friend's swimming pool. If a child brings snacks with him, common decency would certainly show him that it is impolite to eat when others do not have food. While parties around a pool are appropriate for entertaining, children munching is quite another thing.

Some swimming-pool filters are not at all temperamental. Suntan oil will not bother them; neither will it affect the acid content of the water. In other pools suntan oils and other preparations do affect the water and make it more difficult to filter the pool if many people have been swimming. It is wiser in this case to suggest that no suntan oil be used before swimming. If oils are used, then a shower should be taken before entering the pool. In any case, ask your hostess before you apply suntan oil; it is the polite thing to do.

Swimming caps may not be a problem with your pool. With ours it does not make any difference, and we do not enforce the rule. However, if you have a great many children with long hair it may be necessary to establish a cap-wearing rule.

We agree in our family that adults deserve a private part of the poolside where wet children cannot come. You may not agree. I suggest that the first time you go swimming at a friend's pool you ask to be briefed on the "house rules." He will appreciate your courtesy. After all, there is no better place to practice politeness than around a swimming pool.



Anchor's exciting new PermaFused® chain link. Its attractive forest green vinyl coat is ingeniously fused on. No peeling; no painting. Strength of steel with a soft touch; blends beautifully into surroundings. Or, choose small-weave aluminum Modernmesh® or standard weave . . . all enhanced by Anchor's aluminum square gates and posts.

*Only Anchor Fence protects children, pets and property . . . with such beauty and imagination*



One of Anchor's many all-aluminum Privacy designs. Its white enamel finish is baked on . . . for long-lasting beauty and next-to-no maintenance. In redwood color, too.



All-aluminum Picket, with enamel finish baked on. No rust or chipping. Installed by trained experts from Anchor . . . world's largest fence-makers for the home.

**There's more!** Anchor presents a wide variety of fences for every play, patio or pool area. In addition to Chain Link, Privacy and Picket, you may choose all-aluminum white Ranch Rail . . . or WOOD: stockade, paling, picket, post and rail. Let Anchor protect your family.

**ANCHOR®  
FENCE**

CELEBRATING OUR  
75TH YEAR of protecting  
children, pets and prop-  
erty. Plants in Baltimore,  
Houston and Los Angeles.

For other imaginative fence ideas, mail coupon for free color folder. Or call the Anchor branch or exclusive dealer in your city.

Anchor Fence, 6416 Eastern Ave., Balto., Md. 21224

Name \_\_\_\_\_

Street \_\_\_\_\_

City \_\_\_\_\_ State \_\_\_\_\_ Zip \_\_\_\_\_

Please list fence or fences which interest you most:





## Accept Our Invitation

WE ACCEPT YOUR VACATION OFFER!

AH

Name \_\_\_\_\_  
Address \_\_\_\_\_ City \_\_\_\_\_  
No. in Family \_\_\_\_\_ Ages \_\_\_\_\_  
Please reserve (2 days) \_\_\_\_\_ (Dates) \_\_\_\_\_  
☐ Motor Route Information Desired  
Mail to: HORSESHOE BEND DEVELOPMENT CORP., Franklin, Ark.  
(Reservations are somewhat easier to fill on week days)

# CAREFREE VACATION in the ARKANSAS OZARKS



We invite you to be OUR GUESTS on a visit to Horseshoe Bend Estates in the beautiful Ozark Mountains of Arkansas. We are located in a section of America that is being re-discovered . . . an area where vestiges of a romantic past are intertwined harmoniously with realities of the present and promises of the future. This is pioneer land . . . a scenic land of gently-rolling tree-covered foothills and green valleys dotted with clear sparkling lakes and streams . . . a place that's ideal for year-round relaxed living. It is a resort area that has retained the natural beauty that was here when Cherokee and Caddo Indian tribes hunted in its forests and fished its lakes and rivers. It is a vacation area where friendly down-to-earth people, many of them direct descendants of sturdy pioneer stock, continue to live close to nature. It is an area free from smog and dirt and grime . . . a land where the pace of living is leisurely . . . where one can maintain a tremendously satisfying standard of living on an income well below the nation's norm.

HORSESHOE BEND ESTATES is nestled in the very heart of this wonderland . . . more than 7,000 acres of fertile land being transformed into a modern Shangri-La . . . a Paradise for fun-filled living for both young and old. HORSESHOE BEND is where you will spend three days and two nights as GUESTS of Dick and Bill Pratt, two young businessmen of vision who are building HORSESHOE BEND.

As guests of HORSESHOE BEND you will be housed, free of charge, in modern quarters on the property. If you are a camper, you will be accommodated in our camping area on the banks of the famous Strawberry River. Water, electricity hook-up and sanitation facilities provided at no charge. As guests, you will have free access to practically all of our many fun facilities. Among these is a spacious Club House atop Turkey Mountain, complete with restaurant and lounges. There's nightly entertainment at the Club House including indoor games of all kinds—bingo, music, television and square dancing to the toe-tapping rhythm of real hill-billy bands. Here you'll meet people from some forty States and develop new and lasting friendships. Out-of-doors you can enjoy swimming—either in our big modern pool or in famous Strawberry River which meanders lazily for seven miles through our properties. We have a real "ole-fashion" swimming hole on the Strawberry, complete with sand bottom and sun beach. There are tree-shaded picnic areas nearby.

For a very modest fee, you can rent a good saddle horse for riding well-marked woodland trails. There are new courts for tennis, shuffleboard, badminton and horse-shoe pitching. If you like to fish you're in real luck because HORSESHOE BEND is in

the center of some of the finest fishing in America. Our four artificial lakes and the Strawberry River teem with bream, bass, crappie and catfish. Less than 20 miles away is the fast-flowing White River, famous the world over for float fishing and speedy, hard-hitting Rainbow trout.

Golfers can improve their swing on our driving range or challenge their youngster to a round of miniature golf on a nifty course. Archers may shoot regulation targets or wander through forests taking pot-shots at stumps, old nests, trees and bush clumps. Don't be surprised if a deer bounds away or a covey of quail whirrs past because the area abounds in wildlife. (Incidentally, we are setting aside 3,000 acres as a permanent game refuge for future use of members of HORSESHOE BEND.)

You really owe it to yourself to experience the peace of mind and spiritual tranquility that go hand-in-hand in this land of golden sunsets. Here you will enjoy to the fullest the bounties of a generous Mother Nature . . . far from the hustle and bustle of a hectic workaday world. You will be under no obligation . . . but you will WANT to see and hear more about HORSESHOE BEND and its future. The aim and purpose of the visionary Pratt Brothers is to design and build a completely self-sustaining recreation-resort-vacation area featuring an informal country club atmosphere. The entire area is being developed under a unique private club membership plan to achieve a community of congenial people of sound and amiable character . . . all interested in mutual ownership and enjoyment of superb facilities common to any first-class vacation-resort recreation area.

You will enjoy a conducted tour of the properties. You will be impressed with the projects already completed. You will be even more impressed with the area's overall master development plan. After you have inspected the properties and enjoyed FREE OF CHARGE practically all of our many fun facilities, you will be eligible for consideration of ownership. Membership and homesites are at pre-development prices. It's a wonderful opportunity for you to own and enjoy a place where you can live the good life.

Your modest expense will be transportation to and from HORSESHOE BEND and the good home-cooked meals at our fine restaurant where prices are ridiculously low. Fill out and mail the coupon NOW! We will acknowledge and confirm your reservation promptly. Selections made on first come-first served basis. You'll never regret (or forget) your vacation at HORSESHOE BEND—in the fabulously beautiful Ozark Mountains of Arkansas!

P.S. If you are a flyer, put the family aboard and fly in. We have a 4,200-foot paved air strip complete with unicom 122.8 and usual service facilities.



## GLOSSARY OF FABRIC TRIMMINGS

Want to perk up your home without attempting a colossal redecorating job? Try trimmings. They are easy to work with and are generally inexpensive considering how effective they are. Use them to give curtains a custom-made look, to add architectural detail to a plain wall, or to make an ordinary pillow more colorful. There are lots of trimmings available. Most are found in department, fabric, notion, or decorating stores.

### WHEN BUYING TRIMMINGS

Most trimmings are made of either cotton, rayon, or silk—usually the most expensive choice of all. A cotton trimming should be used on a washable fabric since cotton may fade or run if dry cleaned. An exception would be white cotton trimming, but remember that white cottons usually come out whiter with washing. Even though cotton trimming is considered washable, allow for some shrinkage.

When sewing it to the fabric, hold the fabric taut and ease the trimming in loosely. Or preshrink the trimming. This can be done by steaming the trimming over the spout of a boiling teakettle or by machine washing and drying it.

Rayon trimming should be dry cleaned unless it is marked vat-dyed. Since silk trimmings are most often custom made, we will not discuss them at length.

### WHAT GOES WITH WHAT

Use lightweight trimmings on lightweight fabrics and heavy ones on heavier fabrics that can carry the added weight. How you combine patterns of fabrics and trimmings is especially important.

Highly patterned or intricately woven trimming should be used on plain or textured fabrics, or fabric with patterns that are much larger or much smaller in scale than the pattern of the trimming. Also, consider the width of the trimming in relation to the pattern of the fabric. The color of the trimming and how it contrasts with the fabric will also affect the overall look.

The overall proportion of the trimming to the area where you plan to use it is important too. If, for instance, you are using a wide braid to outline a window frame, be sure that the width of the braid corresponds to the overall size of the window. A large window needs wide trimming, and a small one narrow trimming. If you are using narrow trimming, two or three rows may be more effective than one.

Be sure when selecting your fabric and trimming that they are compatible. A cotton trimming looks better on simpler fabrics—plain weaves, cotton prints—whether formal or informal

in design. A glossy rayon trimming requires a formal fabric—damask, brocade, velvet, or a shiny-surface cotton.

### BRAIDS

*Braid* is a flat tape or ribbon with woven edges. It comes in many widths, colors, and designs and is readily adaptable for use on draperies, upholstery, or any flat surface.

*Gimp* is a type of braid designed to cover upholstery nails. Because it is narrow and flexible it can be used to make curving designs on tablecloths, valances, etc.

*Galloon* is a braid similar to gimp but generally wider, flat, and closely woven—often in metallic weaves.

*Jute border* is a braid made of jute yarn, usually combined with cotton, that looks like burlap. Especially popular is an open-weave border of natural-color jute. It is also often embroidered in hot Mexican colors.

*Carpet tape* is a flat herringbone-weave cotton tape used commercially to bind carpets. But it's available in stores for use as a trimming. Cotton carpet tape will shrink a great deal, so your best bet may be the more practical, vat-dyed rayon version—washable and in many colors.

### FRINGES

*Bouclé trim* is a fringe or braid made of rayon yarn spun into a crimped effect. It's often used as an edging for draperies.

*Loop ball fringe* is a flat heading hung with alternating loops and pompons. A larger version of the same fringe is called swag ball fringe.

*Rattail fringe* is a formal edging in a loop or garland effect.

*Space-dyed fringe* is a multicolored spun rayon fringe woven from yarn that has been dyed two or more colors. This is quite modern looking.

*Moss* is a short, thick fringe with a narrow, tailored heading. Made in cotton and spun rayon—both are washable.

### MISCELLANEOUS

*Pompons* strung on glass-fiber cord can be sewn to fabrics or hung vertically from a rod, like beads. They should be machine dried after washing to restore fluffiness.

*Tieback* is a cord arranged in a double loop with tassels or pompons, used to hold draperies pulled back to the window frame.

*Chair tie* is a cord with a tassel at each end, used to tie a seat cushion to a chair—especially appropriate with Provincial furniture. If you can't find the chair tie you want, try converting a tieback. The selection of tiebacks is usually larger and by untying the knot you can easily make a chair tie.

# Horseshoe Bend

ESTATES  
Franklin, Arkansas





Moving Day. "The Chase & Sanborn's ready. We sure have earned it."

*You deserve more than just a cup of coffee.  
You deserve a great cup. A hefty cup.  
Chase & Sanborn. The hefty one. Blended hefty  
to perk you up, warm you up, cheer you up.*





# Stop painting. Start playing. Put Bird Solid Vinyl on your house.



Why spend your spare time painting? Why spend your spare cash paying for upkeep? Bird Solid Vinyl Siding, Shutters and Gutters never need a lick of paint — and they're upkeep-free as can be. How come? Because solid vinyl's the toughest new stuff you can put on your house. Can't peel or rot like wood. Can't rust or dent like metal. Stays new-looking because it's solid color all the way through. Want details? Send coupon. Then drop that paint brush and pick up that putter.



**BIRD  
& SON**  
INC.  
QUALITY PRODUCTS SINCE 1795

#### BIRD & SON, inc.

Box AH 67, East Walpole, Mass. 02032

Please tell me more about never-paint Bird building products:

- ☐ Bird Vinyl Siding ☐ Bird Vinyl Gutters  
☐ Bird Vinyl Shutters

Name \_\_\_\_\_  
Address \_\_\_\_\_  
County \_\_\_\_\_  
City \_\_\_\_\_  
State \_\_\_\_\_ Zip \_\_\_\_\_

## DECORATE WITH PAINT

Paint has taken on new color. No longer is the emphasis on playing it safe by picking colors that will be lastingly pleasant. Today, the accent's on boldness and experimentation. Everything, including the kitchen sink, has taken on new drama.

So be daring. Have a fling with color and make yesterday's room dazzling. Choose color—light or dark—that has a character its very own. And don't worry about making a mistake. Paint is the least expensive of all wall coverings and the easiest to do over. The newest paints go on smoothly, are quick drying, and often cover in just one coat.

Following are some ideas to help you get started.

#### FURNISHING A ROOM WITH PAINT

Did you know that color can furnish? Suppose you're long on space, short on furniture. Resort to whopping doses of color: walls one brilliant shade, the floor another, doors a third. For example: chalk-white walls, emerald floor, canary doors; or sky-blue walls with a tomato floor and navy doors. In cover artist Giorgio Giusti's house in Mendham, New Jersey, we saw another striking contrast that fills up space visually and makes you forget about the lack of furniture. The upstairs hall is all white with each bedroom door painted a different color.

Dark walls are another space filler. The "in" thing with dark walls is to paint them shiny. So far as we know, shiny, dark walls are the brainchild of talented London designer David Hicks who likes them hung with huge, abstract canvases. (Unframed art posters will do if oils are beyond your budget.) Sure, there's a bit of a glare problem, but then there's glare with wet-look vinyls too, and nobody's bothered. Word of warning: light, shiny walls won't do. Unless you choose a really dark paint such as licorice, chocolate, eggplant, or navy, your room may end up looking institutional. If four glistening, dark walls are too much for you, start with one, preferably the one wall of your room that isn't opposite a window, or the wall behind your bed.

Walls painted dark—shiny or flat—will make your room look smaller and more intimate than light walls. But don't forget you'll need more light at night and plenty of light colors in furnishings and accessories or the overall effect will be gloomy.

#### SQUARE A ROOM WITH PAINT

To shorten a long room paint the end walls dark. Or divide the long side walls into thirds, equal or unequal, and paint the center third a contrasting color. For example, end walls and adjoining thirds of long walls could be olive with the middle third of the long wall done in mauve. (For neat edges, use tape.)

#### PAINT A PATTERN

Patterns don't only come in rolls; they also come out of paint cans. Designer Richard Henderson lightly penciled a two-foot grid on a white wall in his apartment, sketched in Matisse-like blossoms, and filled in the background "square by square" with apple green paint. The result was a bright green wall patterned with white (see our March, 1967 issue, page 69).

Stencils are still another way to individuality with paint. Or if you have the patience and time, use tape to make a wall pattern. (Paint between the taped lines.)

Still easier, but just as effective, is to paint alternate kitchen cabinet doors (if they're flush) or louvered shutters in a color like lemon, fire engine, or royal. Leaving every other door white will create a checkerboard effect.

Have you got a backless bookcase? Paint the wall behind it a zippy color; or if you have several bookcases use several colors for a striped pattern.

#### CEILINGS GOT YOU DOWN?

In old houses, ceilings can be a problem. If yours have pipes running along them, play them up by painting each pipe a different, bright color.

At Scarabaeus, George Beylerian's madly mod New York boutique, the curlicued plaster ceiling of an upstairs showroom was "picked out" (certain lines emphasized) in bright pink, Bristol blue, and red. Try this if you have an old stamped-tin ceiling, but stick to one color only. Otherwise it may be overpowering. When "picking out" in color, apply this paint technique to any architectural trim if you want it to look more obvious.

#### PAINT IT OUT

So far, all our paint ideas are for drawing and holding the attention. But paint can, and sometimes should, be used for the opposite effect . . . to enlarge a room or an entire house.

If the walls are crowding in on you, paint them with light colors. In choosing these paint colors watch out—pale shouldn't mean washed out. Even the palest primrose, the softest green, the most delicate pink, can have character. You can also create an illusion of space in a small house by sticking to one paint-color scheme.

Low ceilings oppress you? Give them a lift with a coat of white or light paint—lighter than your wall color. In a white room a pale sky blue ceiling is a great space maker.

Fade out eyesores like radiators, overly ornate moldings, too many doors, by painting them the wall color.

These are only some of the ways you can make paint work like magic. Once you start painting, we know you'll come up with your own ideas . . . and being yourself is the most important guideline.



## How To Give A Child A Rare Vacation

(continued from page 54)

arrived city youngster. But gradually, as he stood by watching the little Negro play with other neighborhood children, the local boy's prejudices began to give way. Finally, he remarked with surprise: "Why he plays just like me."

But the greatest benefit by far is the affection that develops between the child and his hosts. A Vermont newspaper reporter who took in a youngster from the Bronx last summer somehow said it best when, at the very end of an article describing what the boy's visit had meant, he wrote: "And we learned that when Willie finally does have to leave Wednesday, we will miss him." Come fall of this year, 17,000 other American families will be saying the same thing.

Listed below are the states in which children are placed, the sponsoring organization, its telephone number, and description of the program.

Massachusetts, Boston. Hayden Goodwill Inn School. 617-HU 2-7595. No set program. You can take boys from 12 to 16 years of age (preferably in pairs) for weekends, holidays, or longer periods. School has 44 boys.

Connecticut, New Haven. Friendly Town. 203-624-6515. One-week summer vacations for 90 boys and girls from New Haven.

Maine, New Hampshire, Vermont, Massachusetts, Rhode Island, Connecticut, New York, New Jersey, Pennsylvania, Delaware, Maryland, Virginia. Herald Tribune Fresh Air Fund, New York, New York. 212-563-2300. Friendly Town. Two-week summer vacations for 12,230 boys and girls from New York City.

Nassau, Suffolk and Westchester Counties, New York. New York Federation of Reform Synagogues, New York, New York. 212-249-0100.

Operation Suburbia. Weekends for boys and girls from New York City at different times of year. A total of about 300 children are involved. Although most host families belong to the Jewish faith, others may take part.

Ohio, Pennsylvania, West Virginia, Michigan. Inner City Protestant Parish, Cleveland, Ohio. 216-761-4147. Friendly Town. Two-week summer vacations for 1000 boys and girls from Cleveland.

Ohio, Michigan. Metropolitan Mission of the Toledo Council of Churches, Toledo, Ohio. 419-CH3-7680. Ten-day summer vacations for 50 boys and girls from Toledo.

Illinois, Indiana, Ohio, Michigan, Iowa, Wisconsin, South Dakota, Montana. Chicago City Missionary Society, Chicago, Illinois. 312-CE 6-4830. Friendly Town. Two-week summer vacations for 1500 boys and girls from Chicago.

Illinois, Indiana, Iowa, Wisconsin. Newberry Center, Chicago, Illinois.

312-226-0580. Summer Visitation Program. Two-week summer vacations.

Illinois, Iowa. Erie Neighborhood House, Chicago, Illinois. 312-666-3430. Summer Visitation Program. Ten-day summer vacations for 100 boys and girls from Chicago.

Minnesota, Wisconsin. Minnesota Council of Churches, Minneapolis, Minnesota. 612-332-2571. Minnesota Interracial Vacation Visit Program. Two-week summer vacations for 100 boys and girls from the Twin Cities.

Iowa. Friendly Town Program, Ames, Iowa. 515-232-4231. Friendly Town. Two-week summer vacations for 200 boys and girls from Des Moines. Also children from Chicago are brought into Iowa in cooperation with the Chicago City Missionary Society.

Colorado, Denver. Inner City Protestant Parish, Denver, Colorado. 303-244-2636. Vacations or weekends for about 10 boys and girls from Denver.

Wherever there are Lutheran or Mennonite churches, contact a local church of either of these faiths. Rural Summer Vacation Program. Two-week summer vacations for boys and girls from various cities. Program can be initiated by any interested Lutheran or Mennonite congregation.

## Instant Vacation House

For price and plan variations of prefabricated vacation home shown on page 112, write to Building Department, American Home, 641 Lexington Ave., New York, N.Y. 10022. Exterior siding, Planktex by U.S. Plywood Corp.; Acoustical ceiling, U.S. Gypsum. Vinyl asbestos tile, Armstrong Cork Co.

## To Order House Plans

Use this coupon to order plans for "River House Revisited", shown on pages 82 and 83. For complete working drawings and a list of materials needed, order the blueprint. If you haven't quite decided to build the house, a study plan may help. It contains scale drawings of plans and elevations. Both items include alternate plans and elevations for building the house on a level lot. Send coupon to:

American Home, Dept. AHXP  
P.O. Box 76, New York, N.Y. 10046  
Please send me the item(s) checked:  
—One set of blueprints of House Plan No. 105, \$10.  
—Three sets of blueprints, \$25  
—One study plan, SP-16, 50c

NAME \_\_\_\_\_

ADDRESS \_\_\_\_\_

CITY \_\_\_\_\_ STATE \_\_\_\_\_ ZIP CODE \_\_\_\_\_

NOTE: On all items above, allow about three weeks for delivery. New York State residents please add sales tax. Sorry, we are unable to handle foreign, C.O.D., or Canadian orders. Send check or money order (no stamps, please). To avoid delay, please indicate your Zip Code.



## Bikes cost money.



## Protecting them is still cheap.

The sad thing about a rusted or run-down bike, is...3-in-One Oil can help prevent it! 3-in-One can keep rust from getting started. And help clean it off, if it's already there. Cuts down wear on moving parts...things last longer. When you spend good money for a lawn mower, exhaust fan, chain saw, sewing machine, etc.... isn't it silly not to spend a few cents to keep them running smoothly? And prevent costly repairs? Try a little "insurance." Use 3-in-One. Regular...electric motor oil...or this handy new spray can.

## WON'T STAIN



### NEW DAP® LATEX CAULK

For the first time! A true latex caulk made specially for use with exterior and interior latex paints. Won't stain, bleed, blush or shine through any paint. Sold at leading hardware, building supply, paint and specialty stores.



DAP INC., Dayton, Ohio 45431  
SUBSIDIARY OF *Plough, Inc.*

## Now Possible To Shrink Hemorrhoids Without Surgery

...except in unusually severe or persistent cases

Science has found a substance with the ability, in most cases—to stop burning itch, pain and actually shrink hemorrhoids without surgery except in unusually severe or persistent cases.

In case after case doctors proved, while gently relieving pain and itching, actual reduction (shrinkage) took place.

The answer is *Preparation H®*, the only formula that contains *Bio-Dyne®*. Preparation H also soothes irritated tissues and helps prevent further infection. In ointment or suppository form.



## EXTRA MONEY FOR THIS YEAR!

HOW would you like to have money to buy some of those "extras" you've been wanting so long? You can increase your income quickly, easily, pleasantly.

You will earn generous commissions by forwarding magazine subscriptions for *The Saturday Evening Post*, *Ladies' Home Journal*, *Holiday*, *American Home*, *Jack and Jill*, and other popular publications. Thousands of our most successful representatives got their start by asking for our plan. Why don't you decide now to join our staff of independent representatives?

Subscription selling of this type can be carried on right in your home. YOU are the boss. You may work full time or part time, day or evening, whatever time is most convenient for you. And, as an independent representative, you may sell wherever you find customers. Orders may be accepted for new and renewal subscriptions.

For details and starting supplies write to the address below. We will send you full information without obligation.

**MOORE-COTTRELL SUBSCRIPTION AGENCIES, INC.**  
Dept. 468, North Cohocton, New York 14868






Large 8x20' deck outside living area has built-in bench. It's a perfect spot for lazy relaxing. You can buy optional deck roof and a glassed- or screened-in porch, choice of one, two, or three bedrooms.

The large living room has a sloped ceiling with beams, optional prefab fireplace, and large picture windows.

The kitchen has a double sink, range, and plenty of cabinet and storage space. Refrigerator is not included.



## INSTANT VACATION HOUSE FOR UNDER \$6000

The pleasure of buying a vacation house varies inversely with the length of time between the impulse to buy and the ability to move in. In other words, a family that wants a vacation house wants it fast. Various sectors of the building industry have attacked this problem. Some offer inexpensive plans of easily built houses. Others arrange financing assistance. And a most promising solution, many firms offer packaged or prefabricated homes.

On this page, you see the highest development so far of the prefab concept—a fully preassembled vacation house. Essentially it's a mobile home with detachable wheels that can be placed on a permanent foundation. A family can move in the same day it arrives at the site. For where to get more information about this house turn to page 111.



Photographer: Guy Burgess Stylist: Dorothy Rodenburg





# ARIZONA

## is 602 country

The area code for the whole state of Arizona is 602. If you use the area code when you call Long Distance, your call goes through faster and easier. And when you use the area code, you can dial most calls yourself. For area codes and dialing instructions, please consult your telephone directory.



**AT&T**  
and Associated Companies



## Glamorous Tanned Legs OVERNIGHT!

You can have "summer-tanned" legs any time—without sunbathing or leg make-up—when you use QT Lotion by Coppertone. This convenient tanning lotion saves you money; makes nylons unnecessary. To tan-groom your legs apply QT® at bedtime (or a few hours before going out). In 3 to 5 hours your legs are tanned. Not a dye or "cover-up." QT's tan is real—it lasts for days.

### "Showers of Diamonds"



Thousands of water droplets become diamond-like prisms. NEW, Complete Fountain, including bowl, recirculating aquavator and under-water lighting. Bowls 3-ft. to 8-ft. from \$199.50.

No plumbing needed. Write for Free Literature. Visit Factory Display. DIV. OF RAIN JET CORP. Dept. AH-23 307 S. Flower St., Burbank, Calif. 91503

## HYPONEX®

Soluble PLANT FOOD Complete

Grows Better Plants in Soil, Sand or Water

Preferred by millions of users for over 25 years. Simply dissolve and water your house plants, garden flowers, vegetables, shrubs and lawn. Clean! Odorless! Feeds instantly. If dealer can't supply, send \$1 for 10-oz. can, postpaid. Makes 60 gallons.

HYDROPONIC CHEMICAL CO., Copley, Ohio 44321, U.S.A.

## COMING IN SUMMER

Summer is all but upon us and next month we show you how to make it the most pleasant one in many a dog day.

Quick breezy ideas to spruce up your house... how to plan a cool summer garden... a fabulous swimming pool.

And something extra special... you'll meet Jacques Jaffry, our new chef who has just joined American Home's food staff. Jacques will be creating exciting new dishes each month along with how-tos on the basic steps in fine cooking. See you in Summer!



of what is good, mediocre, and poor food?

How can one know the difference? Well, that's a difficult question to tackle because everyone's taste varies. And there's always the fact that some like food overcooked or undercooked, some like it warm, some hot, others highly spiced, others bland! There are built-in standards though, and that's what recipes are for. A good one, followed exactly, should give



## NEWS AND NOTES

Most of us seem to enjoy the gastronomic pleasures of life. At best we always seem to be nibbling at something unless, of course, we are one of those who count calories and cheat only occasionally.

It occurs to me as I consider what we eat each day, that a set of standards for good food is important. How else is it possible to know the difference between what is really good and what is sub-standard. A frustrating experience in a restaurant recently made me realize the need to be aware of good standards for fine food.

When my order arrived it was not to be believed. All it should not have been it was. It was overcooked and burned. Firmly, but respectfully, I returned the food, saying I had lost my appetite. And I had! I finally relented, however, as the hostess begged for "another chance." Would you believe the second was worse than the first?

Now to the moral of the story—why were so many other people eating the same thing and not complaining about it? Can one be overly critical and expect too much? (What was the order? A simple country platter of baked ham and eggs, over light.) Could it be that we have become so blasé as not to care, or is it that we simply expect that restaurants will serve poor food and have resigned ourselves to the fact? So we compromise our personal standards of quality to avoid unpleasantness. Is it that we are not so aware as we should be

you perfect results—experiment and taste-test. Develop your own standards as you experience new pleasures. Know the difference between underdone, overdone, and "just right," learn the subtleties of flavor, and above all—expose yourself to good food. Don't hesitate to return a poor dish in a restaurant. After all, eating is one of life's most consistent pleasures!

Which reminds me of another pleasure which lack of time often cheats us of... reading. I try to catch up on my reading when I travel. In my travels across the country, I stay in many and sundry hotels and motels and I admit I have the urge to rearrange the furniture every time I enter a bedroom. Some are very, very modern with only a bench for a chair, some




are very elegant with traditions of the past and some are perfect examples of decadent elegance, but they all have one thing in common. Poor lighting! I was thrilled to find out about a new miniature travel lamp by Tensor. It folds to just 2 by 2½ by 6 inches and has a flexible arm that extends to 10 inches in length. I should think this would be a practical travel companion.

We have been experimenting at home with a perfectly delightful entrée that has masculine overtones. Men love it and actually the ladies do too. It's *Entrecote Butterfly*. You simply take two strip steaks about ½ inch thick and make a pocket for stuffing in each one. Slit steaks very carefully along one side, coming not quite to the edge, and working the knife through almost to the opposite side. Make a mixture of a half pound of ground beef (we like to grind our own top sirloin, or you could even use round steak; we grind it twice), 2 tablespoons finely chopped parsley, 2 tablespoons chopped shallots or green onions, cracked black pepper, and salt to taste. Divide the mixture and stuff

each steak evenly. Press the cut sides firmly together.

Brown on both sides very quickly in a skillet over high heat in about 2 tablespoons butter. Reduce heat to medium. Keep turning until you



achieve the doneness you prefer. Remember that the stuffing needs to be heated through and from there you determine how much longer you wish to cook it for rare, medium, or well done. Remove the steaks to a heated platter and deglaze the pan. Pour in a little dry red wine (about ¼ cup), let it simmer for about two minutes, keeping the heat low so that the sauce does not evaporate. (This doesn't make much sauce, just enough to glaze the steak.) Pour the sauce over the steak and serve!

For two hearty appetites two strip steaks are a must, though I must warn you it is a lot. Actu-



ally, if you divide each steak it will make 4 small servings.

We like to buy two (approximately 2½ pounds) porterhouse steaks on special for about 89c to 99c a pound. We trim them and cut the strip portions and the loin away from the bone, then grind the tails for stuffing. Even if you don't have as much stuffing as the recipe calls for, it really doesn't matter; just season accordingly. From two porterhouse steaks you can get 6 small *Entrecote Butterfly* by cutting the strips in half and using the two loin portions. You'll have to increase the wine to about ¾ to ½ cup for more steaks. Serve with crisp julienne potatoes and fresh asparagus for a great meal.

*Virginia P. Haskel*



From here you can survey the world . . . without the world looking in. Moods are underlined by the changing light of day boldly framed by the open-beam timbered roof. Handsome wood decks open the way to outdoor living even on this steep hillside.

This is a home which reflects the imprint of a family's individuality.

This is a home of Western Wood.

You may go for the wide-open-spaces look of a home like this. Or maybe your style of living is best surrounded by the well-ordered formality of traditional design. Any direction you take, Western Wood can shape your way of living beautifully.

If it's time you have a new home, now's the time to look. Selection is good. But housing experts say a serious shortage is likely by fall.

To help you get started, we've prepared

a 12-page booklet filled with things you should know when new-home shopping. It has lots of pictures. Tips on home value and financing. To get your booklet, send us the coupon and a dime.

If you can't wait to get started, see the model homes offered by the quality builders in your community. One featuring Western Woods can be tailored just for you.

# Great way to live the way you'd like.

Western Wood homes  
do it beautifully.



Western Wood Products Association  
Dept. AH-667, Yeon Building, Portland,  
Oregon 97204

Please send your new booklet, HOMES.  
Enclosed is a dime.

Name \_\_\_\_\_

Address \_\_\_\_\_

City \_\_\_\_\_

State \_\_\_\_\_

Zip \_\_\_\_\_

Western Woods include: Douglas Fir, Engelmann Spruce, Idaho White Pine,  
Incense Cedar, Lodgepole Pine, Sugar Pine, Ponderosa Pine, Western  
Hemlock, Western Larch, Western Red Cedar, White Fir.  
One of a series presented by  
members of Forest Products Promotion Council







Mom at 227 pounds. I used to wish she was slim, but never said so because I didn't want to hurt her.



Mom at 130, wearing a size 12 dress. Some come down from 22½! Doesn't she look great?



Here I am—Mrs. Larry Lefebvre. If Mom hadn't become weight conscious, maybe I'd still be fat and single.

# My mother lost 97 pounds and changed my life.

By Edith Henderson's daughter, Georgia—as told to Ruth McCarthy

I was the bride. But at the wedding all eyes were on my mother, Edith Henderson, the woman everybody's been reading about. She went from 227 pounds to 130 pounds—and, quite frankly, changed my whole life.

I was about eleven when I realized Mom was fat. I never mentioned it, because I didn't want to hurt her. But it really took away from her looks. My girl friend's mother was so slim and looked so nice in clothes, I couldn't help comparing them.

When I think of it, I had no right criticizing her, even silently. I looked like a barrel myself. Why, in eighth grade, I wore size 14 slacks. Maybe that's why I never took much interest in clothes. And neither did my mother. She wore a size 22½ dress.

Living on a farm, Mom and I both had plenty of exercise, doing chores. But all that did was make us eat more. My father is a baker. For a while, my mother worked in the pastry shop, and nibbled whenever she felt like it. I did all right on that score, too. On my way home from school, I'd buy candy or a bag of potato chips. That's when I wasn't playing football or fishing with the boys. When I finally got home for supper, Mom would have heaps of meat and potatoes, smothered in gravy. Sometimes macaroni and cheese or spaghetti. And, of course, pastry. Homemade prune kolachy, or her favorite—chocolate layer cake.

Occasionally, my mother would go on a drastic diet. Once, she tried a reducing drug. Another time, grapefruit and eggs. I hated those times, because she was so grouchy.

Finally, Mom hit 227 pounds. To reduce, she

knew she needed help. It was then she turned to a vitamin and mineral reducing-plan candy to curb her appetite. She'd read about movie stars using it. And our local druggist thought it'd help her.

My only concern was whether it'd make her irritable. It didn't. And you can ask any of the ladies in my mother's Chub Club. You see, a lot of my mother's friends were stout, so they formed this club. Some took reducing drugs, others tried liquid-diet drinks, and some used will power alone. Mom was the only one who took Ayds, the reducing-plan candy. And she was the only one who lost a lot of weight. Ninety-seven pounds!

If you're wondering what you do on the Ayds Plan, I can tell you because I've used Ayds myself. The candy contains no drugs or anything to make you nervous. You just follow directions—take a vanilla-caramel or a chocolate fudge-type Ayds before meals, with a hot drink. Fifteen minutes later, you're able to eat what the rest of the family eats. Only you eat less, because Ayds automatically reduces your desire for food.

For me, Ayds was also a terrific help as a between-meal snack. When I was at Vocational School, I'd carry some with me. Or when I'd come home hungry, I'd have an Ayds, with coffee, instead of cake.

The result was it actually helped change me from a fat tomboy to the girl I am today. Just as losing 97 pounds made a tremendous difference in my mother's appearance. She began to wear lipstick and do her hair more attractively and we both became real clothes conscious.

Why, with a beautiful "new" mother and a new

slim look for myself, I developed a certain pride and confidence that I'd never had before. And I suddenly found out what it was like to be attractive to boys. As a matter of fact, shortly after I'd lost weight, I gained a husband. I'm now Mrs. Larry Lefebvre, of Seattle, Washington.

For my wedding, I was down to 120 pounds, size 9 dresses. My mother was still able to wear size 12. I can't tell you how proud I was of her. My husband never knew Mom when she was at her heaviest. But he's seen pictures of her and teases me constantly about not letting my appetite run away with my figure. I don't think it ever will—again.

When my mother discovered Ayds, it not only changed her life, but mine, too. Who knows? If it hadn't been for those little vitamin and mineral reducing-plan candies, maybe I wouldn't be married today.


## EDITH HENDERSON'S MEASUREMENTS

Before		After
5'4"	Height	5'4"
227 pounds	Weight	130 pounds
40"	Bust	36"
38"	Waist	29"
40"	Hips	36"
22½	Dress Size	12




Order merchandise from the Market Place by sending your check or money order to the company mentioned. Unless otherwise stated, postage is included in the price. Anything not personalized may be returned within seven days for a full refund.


**MINI MIRRORS.** These elegant wall ornaments are excitingly decorative when hung in groups. Each sliver of mirror is framed in wide molding beautifully finished with antique gold leaf. The mirrors come in various sizes. \$3.25 for 2x2". \$5 for 2½x2½". \$4.50 for 2½x4". \$6.95 for 3x3½". \$8.95 for 3½x6". Talbert, Dept. AH6, 17 East 53rd St., New York, N.Y.



**BAMBOO LACE.** Here are trivets that are beautiful and practical. Imported from Hong Kong, they are made of natural-color bamboo finished to resist wear. Use them on the table to hold hot or cold dishes or under flowerpots to prevent marks. Sizes 4½", 6", and 8" in diameter. \$4.75 for the three. Order from Parsnip Hollow, Department AH6, East Haddam, Conn.





**GARDENER'S CHOICE.** For anyone who likes to keep a tidy flower bed, this rattan basket fitted with six hand tools is a necessity. Shears, pruner, trowel, weeder, transplanter, and cultivator are all made of chrome-finished steel. Handles are easy to grip. When not in use, tools fit snugly into basket. \$11.45. From Bon-A-Fide, Department AH6, One Park Avenue, New York, N.Y.



**MEASURE FOR MEASURE,** this attractive little rack will take less space in your kitchen than the standard kind. Copied in miniature from an old French butcher rack, it is made of black-finished wrought iron. The four measures (¼ to 1 cup) are made of white ceramic decorated with a perky rooster. 10x13". \$2.95. Artisan Galleries, 2100 N. Haskell, AH6, Dallas, Texas.



**BELLS RING OUT** when you set this alarm clock and there is no chance that you will rise late or miss an appointment. It has a pretty oval shape and comes in pink, blue, ivory, or black. Hands and dots are luminous, bezel and bells are brass. 3½x3¼". Modestly priced at \$6.95. Order from Norfolk-Hill, Ltd., Dept. AM, 35 Ninth Avenue, New York, N.Y. 10014.



By Ann McLaughlin

**CHEERFUL CHERUBS** are used to make your bath or powder room an oasis of charm. Soap tray is shell shaped and is carried aloft in the chubby hands of cupids. Tumbler holder has slots for 6 toothbrushes. Both are 7" high. A small mirror matches the other pieces. All finished in 18K gold. \$1.98 plus 35c each. Crescent House, AH6, 135 Central Park Rd., Plainview, N.Y.



**PERFECT PACKAGE.** This is the hostess gift you can give to anyone. The pretty box contains cake sachet, aerosol sachet, soap, two squat candles, and a ceramic candle holder. They all exude a delicious lemon verbena fragrance. When contents is used the box can serve as a container for jewelry. \$4.25. Catalog, 25c. Carolina Soap, AH6, Southern Pines, N.C.



**CLERGYMAN AND ARTIST.** Here is one of a set of six animal woodcuts executed by Jonathan Fisher, the New England pastor. This and the other prints are from the original wood cuts he designed during his lifetime (1768-1847). The other five subjects are an eagle, deer, whale, hare, and rooster. Each is 11x14". \$3 the set. Alexander Sales, AH6, Tuckahoe, New York.



Otto Maya

**IVORY BAND.** With summer approaching white accessories come into fashion. To compliment your suntan wear an attractive, white ivory ring. It comes from Hong Kong where craftsmen know the art of carving. The surface is deeply engraved with a rose-and-leaf design. Send ring size. \$3.98 for one. Order from Harriet Carter, Dept. AH6, Plymouth Meeting, Penna.







### For Tall or Big Men Only!

We specialize in large sizes only. Famous Arrow and McGregor Permanent-Press, No-Iron Sport and Dress Shirts with bodies 4" longer; short sleeves proportionately lengthened; long sleeves to 38". Also, Jackets, Slacks, Sweaters, Walk-Shorts, Beachwear PLUS 80 SHOE STYLES 10-16 AAA-EEE. 100% Guaranteed! Send for FREE Catalog, KING-SIZE, Inc., 5737 King-Size Bldg., Brockton, Mass.

### Exclusive U.S. Patent



### BE SURE TO GET ORIG. SWIM-EZY®

Nonswimmers swim instantly with SWIM-EZY, the amazing and ONLY U.S. Patent approved invisible swim aid with special pat. features and quality not found in ordinary devices. Only 4 oz., 1/25" thin, with adjust. capacity, is unnoticeable, in or out of water, under any reg. bathing suit or swim trunks. Nonswimmers swim easily — FAST, poor swimmers look like champions. Relax and join the water fun. Remember, there is no substitute for orig. SWIM-EZY®, lasts for years. Send \$7.95 plus 32¢ tax in Cal. direct to: SWIM-EZY MFR. Dept. A-11, Altadena, Calif. Give WAIST-SIZE, sex, 10-day money back guar. Airmail add 42¢.

### 500 PRINTED RETURN ADDRESS LABELS 50¢



USE YOUR "ZIP" CODE

RICH GOLD TRIM FREE PLASTIC BOX

Quick and handy way to put your name and return address on letters, checks, books, records, etc. ANY name, address and Zip code up to 4 lines, beautifully printed in black on white gummed labels with rich gold trim. About 2" long. Free plastic box for purse or desk. Set of 500 labels just 50¢ postpaid. Shipped within 48 hrs. Money back if not pleased. Don't know the Zip code? Add 10¢ per set and we will look it up. Send for free catalog.

Walter Drake 406-2 Drake Bldg. Colorado Springs, Colo. 80901

### California Living Color for Concrete!



Send today for colorful ideas on how you can transform walks, driveways, pool decks, patios, tennis or badminton courts with Permanent Concrete Stain by Kemiko. Easy to apply. Won't peel, crack or chip. Choice of architects since 1930.

CLIP AND MAIL COUPON FOR FREE COLOR BROCHURE.

KEMIKO, INC., DEPT. A67  
918 North Western Ave., Hollywood, Calif. 90029

NAME \_\_\_\_\_

ADDRESS \_\_\_\_\_

CITY \_\_\_\_\_ STATE \_\_\_\_\_ ZIP \_\_\_\_\_



### WILLOW DESK BASKET

From Portugal, this Foreign-Intrigue Mail and Stationery Basket is handwoven of natural varnished willow. 2 shelves and 3 deep compartments provide room for complete in and out mail service. Keeps stamps, bills, stationery neatly organized. 11 1/2" x 6 3/4" x 11" hi. Order #2682 \$4.98 + 35¢ shipping chg.

### Foster House

Dept. 406, Peoria, Illinois 61601  
Please Include Your Zip Code

Write For FREE Gift Catalog



### CURTAIN CHARM WITH RUFFLED UNBLEACHED MUSLIN

Tieback  
45", 54", 63" ..... 4.50 pr.  
72" long ..... 5.00 pr.  
81", 90" long ..... 5.00 pr.

Tier  
20", 25", 30", 36"  
40" long ..... 3.00 pr.  
2 pairs to window ... 6.00  
Both types 70" wide per pair

Matching Valance  
11" x 70" ..... 1.50 ea.

ALL PRICES POSTPAID

Order these UN- BLEACHED MUS- LIN curtains with all the original New England simplicity, warmth and handmade look for every room in the house. Practical, long-wearing, these off-white muslin curtains will retain their crisp appearance with a minimum of care.

Satisfaction guaranteed. Send check or money order. No COD's please. Write for illustrated brochure showing other curtains, dust ruffles and pillow shams in bleached and unbleached muslin as well as burlap, floral prints, calico ruffles, organdy, Oznaburg, and bedspread fringe.

COUNTRY CURTAINS Dept. 71 Stockbridge, Mass.



This sturdy chair for home or office use, with handsome look and feel of leather, is covered in elastic backed plastic in red, green, gold, or brown. Kiln dried hardwood frame is finished in mahogany, light fruitwood, or walnut. W 25 D 20 H 29 in. Weight 33 pounds, shipping charges collect. \$37.50 each, \$67.50 the pair. No. C. O. D.

Expanded plastic \$3.50 per chair additional  
Send 25¢ for catalog

Dept. 469, Box 266, Concord, N. C. 28025

### Ephraim Marsh



### Cameo Band \$2.98 PPD.

A new application of the ever popular but usually costly cameo! Six miniature cameos have been set into an antiqued gold toned band. The result is a ring so enchanting that it is sure to become a family keepsake. 3/4" wide. Ring sizes 5 to 9.

### MATCHING BUTTON EARRINGS:


Screw back ..... \$1.00 PAIR, ppd.

Pierced with genuine 14K gold posts ..... \$1.98 PAIR, ppd.

MONEY BACK IF NOT DELIGHTED

HARRIET CARTER Dept. A667 Plymouth Meeting, Pa. 19462


**THE HOME OFFICE.** With this trestle desk you can run a most efficient household. It has a roll-away compartment for typewriter, four drawers, a book trough, and an expansive writing surface. Made of knotty pine, it is finished in maple or honey tone. 29" high, 24" wide, 49" long. \$98.95. In kit form it is \$64.95. Exp. coll. From Yield House, Dept. AH6, North Conway, N.H.




**BE A PROFESSIONAL** when it comes to eliminating the cracks between the bathtub and the wall. Use the ceramic tile that comes with this easy-to-use kit. Twenty-two pieces of round tile plus waterproof adhesive will cover 130 inches. You can order these smooth bright pieces in either black or white. \$7.95. From Alexander Sales, Dept. AH6, Tuckahoe, New York.



**FOR A SUCCESSFUL PARTY** have a fondue supper. It is easy for you and fun for guests. Use individual fondue plates with five compartments to hold an ample supply of pickled onions, anchovies, garlic bread cubes, curry sauce, and your own special dips. Plate is white ceramic. \$2.50. Stainless-steel-and-rosewood fork is 75¢. Joan Cook, AH6, Centerport, N.Y.



**TEN FEET WIDE?** Handsomely textured fabric at Homespun House starts ten feet wide at only \$3.98 the yard. Designed to be used for windows, walls, or areas that demand great amounts of fabric, the drip-dry cotton drapes beautifully; needs no lining. Catalog of swatches is 25¢. Homespun House, Department 22, 261 S. Robertson Boulevard, Beverly Hills, California.



**EARLY BIRDS** who must be awakened need a precision alarm clock imported from Germany. Besides being functional, it is pleasing to the eye. Case is metal finished in gold plate. The dial is white with raised gold numerals. Hands and hour dots are luminous. Clock runs for 30 hours on one winding. 5 1/2" high. \$9.98. Order from Hobi, Dept. AH6, Flushing, N.Y.



**WALK IN GLAMOUR** with slippers of imported Swiss lace sized to give it body. Soles are leather with stacked heels. These are the bewitching pair you will wear with at-home clothes all through the season. They come in wonderful shades of pale blue, pink, and soft oyster beige. Sizes 5 to 10 1/2. \$6.99 the pair. Here's How Co., Inc., AH6, 59 Tec St., Hicksville, N.Y.







**GRADUATION GIFT.** A college seal makes a wonderful charm for a feminine bracelet or a handsome tack for a masculine tie. It can be ordered for any four-year accredited college in the United States.  $\frac{3}{8}$ " in diameter, it is priced at \$3.95 in sterling silver or \$16 in 14K gold. Graduation day is around the corner. Taylor Gifts, Dept. AH6, Wayne, Penna.




**NEEDLEPOINT PICTURE?** No, it's worked with a cross-stitch in wool on oyster white Belgian linen. The kit contains a panel (7x8") printed with one of five flowers: violet, thistle, rose, forget-me-not, or dandelion. With it comes colorful yarn and instructions. \$1.50. Frame in maple or mahogany finish is \$1.50. Order from Victoria Gifts, Dept. AH6, Bryn Mawr, Pennsylvania.



**MINI CAMERA** fits the palm of the hand and holds a roll of black-and-white or color film. It is 16 millimeter and takes 3x3" pictures. Tiny as it is, it has a viewfinder. Order it with a roll of black-and-white or color film that is included in the price. \$9.95 complete with case and film. From G & K Sales, Dept. AH6, 4 East 46th St., New York, N.Y. 10017.



**BRIGHT LIGHT.** For reading or precision work, this high-intensity lamp is the perfect answer. It gives a concentrated glare-free light and takes up little room on desk or table. It is nice to look at, too, with a graceful gooseneck and fluted shade and plastic base. Tan, ivory, or black. UL approved. \$3.95. Norfolk-Hill, Ltd., Dept. AM, 35 Ninth Ave., New York, N.Y. 10014.



**MINIATURES** of Early American kitchenware will please a collector or someone who wants an unusual accent for bar or family room. Made of cast iron, finished in black, the coal scuttle, kettle, and skillets are faithfully copied. These will be arresting on the curio shelf or used as a smoker's set. \$2.98 plus 50c postage. Ferry House, Department AH6, Dobbs Ferry, N.Y.



**FOR NEWLYWEDS.** A gift most will appreciate is the antique-finished wooden plaque inscribed with a prayer composed by President John Adams when he moved into the White House. Print is a combination of red, black, and gold which looks like medieval illumination. 14 1/2 x 9", it comes ready to hang. \$7.75. From Sturbridge Yankee Workshop. AH6, Sturbridge, Mass.

## AMAZING NEW SCIENTIFIC BREAKTHROUGH NOW! KEEP 30,000 FEET FREE OF ALL FLYING INSECTS

Mosquitoes • Flies • Gnats

- **SAFE! EFFECTIVE!**
- **COMPLETELY HARMLESS TO PEOPLE, CHILDREN OR PETS**
- **NO CHEMICALS**
- **NO ODOR**
- **NO SPRAYING**

### THE AMAZING NEW RADIANT ENERGY RAY DRAWS INSECTS IRRESISTIBLY

Yes, now you can enjoy insect-free living all summer long. Relax on your patio or front porch without the bother of mosquitoes, flies, gnats, etc. You can actually enjoy insect-free living!

### PROTECT YOUR FAMILY FROM DISEASE CARRYING INSECTS!

Research has shown that flying insects can be the cause of many contagious diseases. Now, for the first time at this amazingly low price, the RADIANT ENERGY RAY BUG KILLER will protect your family from these menaces.



Yes, here it is, the amazing new RADIANT ENERGY RAY; the Bug Killer that mysteriously attracts all flying insects with its Magnetic Invisible Ray and kills them instantly...keeps an area up to 30,000 Sq. Ft. completely clear of mosquitoes, flies, gnats, and all flying insects.

**Special Offer for  
Campers • Boat Owners • Sportsmen**  
**COMPLETELY PORTABLE BATTERY  
OPERATED RADIANT ENERGY  
RAY BUG KILLER**  
FORMERLY \$19.95  
**NOW ONLY  
\$14.95**

Price slashed to this low, low \$14.95, a completely portable Radiant Energy Ray Bug Killer operates on D size Flashlite Batteries, and goes everywhere with you. Take it to the beach, on camping trips, boating, fishing. Yes, now enjoy insect-free living wherever you go! Check coupon for special offer.  
(Batteries not included)

**POWERFUL UNIT CLEARS  
UP TO 30,000 SQ. FT. AREA**

**NEVER BEFORE OFFERED  
AT THIS LOW, LOW PRICE!**

**FORMERLY  
~~\$39.95~~**

**PRICE SLASHED TO  
\$11.95  
ONLY**

**IDEAL FOR: • Resorts • Restaurants  
• Motels and Hotels • Drive-Ins  
• Barns AS WELL AS FOR HOME USE**  
**SUPPLIES ARE LIMITED AT THIS LOW PRICE  
YOU MUST ACT NOW**

Because the demand for the RADIANT ENERGY RAY at this new low price is so heavy, you must order now as our supplies are limited. Order early to avoid being disappointed this summer. Fill out the no risk coupon below. Your RADIANT ENERGY RAY is shipped with a complete 30-DAY MONEY BACK GUARANTEE.

**SUPPLIES ARE LIMITED  
DON'T DELAY—ORDER NOW**

### GUARANTEE

If, after using the RADIANT ENERGY RAY KILLER for 30 days, you are not completely satisfied; if you don't enjoy insect-free living; return merchandise and A&B INDUSTRIES, INC. will refund full purchase price, no questions asked.

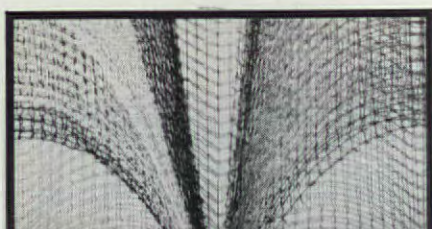
A&B INDUSTRIES, INC.  
65 East 55th Street, Dept. A-6  
New York, New York 10022

Please send me the amazing RADIANT ENERGY RAY. I understand if I am not completely satisfied, I may return the unit within 30 days for full refund of purchase price. I enclose cash, check or money order.

☐ 1 Radiant Energy Ray, Electric @ \$11.95 + \$1.00 post. & hdlg.  
☐ 2 Radiant Energy Rays, Electric @ \$22.50 + \$2.00 post. & hdlg.  
**SPECIAL OFFER: SAVE \$2.00**  
☐ 1 Battery Operated and 1 Electric Ray, both for only \$24.95 + \$2.00 post. & hdlg.  
☐ 1 Battery Operated Ray @ \$14.95 + \$1.00 post. & hdlg.

NAME.....  
ADDRESS.....  
CITY.....STATE.....ZIP.....  
☐ Send C.O.D. I enclose \$5.00 deposit. Balance will be paid on delivery. No C.O.D.'s outside of U.S.





## TROPICAL COLORS DECORATOR FISH NETTING

A full 6-ft. x 15-ft. of rayon and cotton!

1" Mesh \$2.49 + 35¢ 2" Mesh \$1.59 + 35¢

2901	Ocean Blue	2902
2914	Cloud White	2906
2915	Natural Brown	2907
2916	Tropic Orange	2908
2917	Ebony Black	2909
2918	Sea Green	2910

**Helen Gallagher**

Dept. 406, Peoria, Illinois 61601  
Please Include Your Zip Code

Write For  
**FREE**  
Gift Catalog



## CROSS-STITCH PILLOWS


Decorative designs stamped for easy embroidery on washable basketweave cotton. Complete kit includes stamped fabric, zipper, colorful floss, ball fringe, and simple instructions. Choose Raspberry Red, Williamstown Blue, Olive, or Orange. Pillow form also available.

Pillow Kit, 16" square.....\$3.95  
Pillow Form.....\$1.95

PLEASE ADD 35¢ POSTAGE  
Pa. Res. Add 5% Sales Tax. Sorry No COD's

**VICTORIA GIFTS**

12-A Water St., Bryn Mawr, Pa. 19010



## OUTDOOR GARDEN POOL \$3.98

Beautify your garden with this exciting, one-piece sunken garden pool for sparkling goldfish and delicate water lilies. Molded of one water tight piece of aqua colored Polypropylene. Needs no plumbing. This easily installed, lightweight portable pool is sensational when surrounded by flowers, shrubs or garden plants. Use singly or in groups for aquatic display. Artistically kidney shaped, ideal garden size (3'5" x 2'3" x 8" deep at ground level), has recessed water lily pot to hold 1 to 3 bulbs. \$3.98 complete or 2 for \$7.65. Water Lily Bulb (Nymphaea Odorata) free with each pool. If C.O.D. postage extra. Cash orders add 50¢ shipped p.p.d. Be satisfied on inspection or return in 10 days for purchase price refund. From:

**MICHIGAN BULB CO.**

Dept. BP-1402 Grand Rapids Michigan 49502


## FREE CAMERA

**KODAK 104 INSTAMATIC  
GIVEN TO NEW CUSTOMERS**

Bridgeport, Conn. Yes, Yankee Photo Service wants you as a regular photo finishing customer and, to prove it, is ready to give you a factory guaranteed new KODAK 104 INSTAMATIC CAMERA. Write for details NOW. You have nothing to lose.

**YANKEE PHOTO SERVICE**

Dept. 40, P.O. Box 1820,  
Bridgeport, Conn. 06601



## Magazine Table

FINISHED OR IN KIT

Here is a truly remarkable new end table. Holds over 100 magazines flat, wrinkle free, and readable—no more bent or crushed issues! If you want to be extra neat, each magazine can have its own shelf. Hand crafted of rich grained pine. 23"H. 16"W. 21"D. In satin polished honey

tone or maple finish. \$19.95 Exp. Chgs. Col. COMPLETE KIT: Ready to assemble and finish. Simple instructions \$14.50 Ppd. Add \$1 ea. West of Miss.

**BEAUTIFUL NEW FREE CATALOG—700 PIECES  
Finished and Kit Furniture in Friendly Pine**

Include Zip No.  
Money-Back  
Guarantee

**YIELD HOUSE**

Dept. AG-7, North Conway, N.H. 03860

GIVES YOUR CAR  
PROFESSIONAL  
WASH 'n WAX ...



## NEW! 5-MINUTE PRESSURE GUN



**JET-CLEANS EVERYTHING • BOATS  
SCREENS • WINDOWS • SIDINGS • BLINDS**


ONLY  
**\$6.95**  
postpaid

**FREE:** 8 oz. Sparkle Detergent and 4 oz. Spray Wax (for refills, when necessary use any detergent or spray wax).

Now you can clean and wax your car in 5 minutes flat—just like professional car wash... with pressure! Ingenious new pressure gun, attaches to your hose, turns ordinary water into powerful jet cleaner, uses just a fraction of the water of the usual hosing! All you do is dial "detergent", "wax" or "clear rinse"... press trigger—instant dazzle! Powerful spray action immediately dissolves oil, road grime, corrosive salts, leaves your car like new. Follow up with spray wax, and you've got a gleaming tiger! Convenient pistol-grip handle.

Prompt shipment. Satisfaction guaranteed.  
Send check or m.o.

**HOBIN** DEPT. A-67  
FLUSHING, NEW YORK 11352



## WEDDING INVITATION

## Charm

STERLING SILVER

\$10.00 p.p.d.

14K GOLD

\$30.00 p.p.d.

This charm is the nicest kind of memento. Invitation or announcement is photographed, then etched into metal. Sterling silver or 14K gold charm is 3/4" x 1 1/2", will be kept forever. Graduation invitation, birth announcement can also be used. A token of love for the bride or new mother. Send original with order and it will be returned to you.

Pa. Res. Add 5% Sales Tax • Sorry No COD's

SEND FOR FREE GIFT CATALOG

**TAYLOR GIFTS**

Dept. C, 226 W. Wayne Avenue, Wayne, Pa. 19087

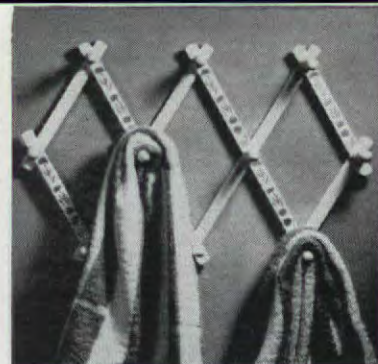
## WHAT A MONEY-MAKER!



**WE GOT A BEAT-UP  
CHAIR FOR ONLY \$5  
... SOLD IT FOR \$150.**

MUI taught us secrets of upholstery learned at home, in spare time. Now our days of meager paychecks and dull, dead-end jobs are over. We started our own anti-poverty program. Send for FREE ILLUSTRATED BOOK on home study course for upholstering sofas, chairs, footstools, built-ins. New methods, all styles. Earn while you learn. Fascinating. Write for free book, sample lesson. APPROVED FOR VETERANS. Modern Upholstery Institute, Box 899-XA, Orange, Calif. 92669

**WHAT A RACK** to hang in the bathroom or nursery! It is a new version of the old-fashioned accordion hat rack. Finished in ivory decorated with gold highlights, it has 10 pegs on which to hang guest towels, terry robes, or in an emergency, drip-dry laundry. 9 1/2" x 9 1/2" closed, it extends to 25". \$1.69. Miles Kimball, AH6, 126 Bond St., Oshkosh, Wisconsin.



**MAGIC WAND.** To keep your car showroom-clean you must use the new hand mop made of feather-soft fibers impregnated with Nenetol, the chemical that "gobbles" dust and dirt. It will help keep both the outside and inside of the car spotless. Specially designed handle is made of sturdy plastic. \$2.97. From World Co., One Park Avenue, Dept. AHED, New York, N.Y.



**STRAW IN THE WIND** will foretell that the straw bag is a summertime favorite. This natural-color rattan case is coated with vinyl. It is lined with cocoa-brown, leatherlike plastic and has matching handles. Inside there are two capacious, zippered pockets for travel needs. 13x9x4". \$8.95 plus 50¢ postage. Old Pueblo Traders, Dept. AH6, Tucson, Arizona.



**A FACIAL SAUNA** will help to improve your complexion. It is an uncomplicated electric appliance that creates a beneficial moisture and can be used daily. Add a dipper (see photo) of water to the reservoir, switch on the button, and let the steam generated by the current stimulate your complexion. UL approved. \$19.99. From Gracious Living, D-1493, Berkeley, R.I.



## Send for your New Forslund Catalog...\$1.00



New, big and colorful! 124 pages filled with Quaint American Furniture and all the nice things that go with it—so many exclusive with Forslund—many made in our own little Grand Rapids manufactory. Your one dollar is refundable on your first \$10.00 order.

**Carl Forslund**

(Father and Three Sons)

Dept. AH, 122 E. Fulton St.  
Grand Rapids, Michigan

## COATS OF ARMS SHIELDS FOR MURAL DECORATIONS.



We have records of over 100,000 Family Arms listed under British and European surnames. Plaques in light or dark oak color. Popular size 6"x7"—only \$8.00. Get FREE Brochure featuring plaques of all types. Also—Blazer Badges—Auto Badges—Crested Jewelry—etc. Any design copied. Any size made.

CASTELS HERALDRY (Dept. AH).  
105 High Street, Oxford, England.



## HANDY? YOU BET!



Complete line folder on request. Money back guarantee. Send check or M.O. to Dept. D.  
**PHOLON MAGNAGRIP COMPANY, INC.** East Longmeadow, Mass. 01026

Hung magnetically on MAGNABAR, metal tools are always safe and orderly. MAGNABAR mounts anywhere. Hardwood natural finish. 1" by 12" long. Only \$2.95 p.p. Other lengths available.

MARK X styled in white, preferred for kitchen. Hand-some. Lasts a house-time. Gift boxed. Only \$3.95 p.p.



## EXOTIC BIRDS

These pictures are delicately HAND MADE WITH BRILLIANTLY COLORED REAL FEATHERS

on a black background 9" x 15" ready for framing. Assortment of eight different bird pictures available. \$2.50 postpaid for two.

**MEXICAN HANDICRAFTS**  
Zacatecas 229-105  
Mexico 7, D. F.

## about SMOKING

**PROVEN!  
PAINLESS!**

STOP SMOKING without the use of drugs or other nicotine substitutes... without chewing fingernails or toothpicks... without excessive eating, etc. This method has been tried and proven, however, over the problem of smoking. For just one dollar you can be put on the path to longer life and better health.

ONLY \$1.00—RESULTS GUARANTEED

(© M.M.E. Inc. 1967)

**MEADOW MANSION ENTERPRISES**  
Box 233 M, Lakeland Rd., Blackwood, N. J. 08012





**OUT OF SIGHT.** The TV will be near at hand but unobtrusive when you keep it in this handsome cabinet. Top lifts for rabbit ears and doors open for viewing. Made of knotty pine in a panel design, it comes finished in honey tone or maple. 28x28 1/2 x 19". Holds 19" or 21" TV set. \$54.95. In kit form, \$34.95. Exp. coll. From Yield House, Dept. AH6, North Conway, N.H.



**PERFECT FIT.** Clothes designed for the large man is a specialty at King-Size. For example, this attractive foulard shirt is four inches longer than standard; sleeves come in 34" to 38" lengths! Collar is button down, pleat in back gives ease of action. Colors are deep blue or burgundy with gold design. \$5.95. King-Size, Dept. AH6, 3167 Forest St., Brockton, Mass.



**POACHED EGGS, ANYONE?** They will be perfect every time you use the Dyflon-finished cups that never need to be greased with butter or margarine. Three cups with tab handles fit into an aluminum rack that you can place in any 7" diameter pan. Both cups and rack are easy to clean. \$1.99. Order from Gracious Living, Department 1487, Berkeley, Rhode Island.



**TONG TOWEL RACK.** Something new for the kitchen, a black-finished, wrought-iron holder for the ubiquitous paper towel. It's a useful and very decorative accessory that takes little room on a kitchen counter. 10x12 1/2", it is designed for the standard-size roll. \$4.98 plus 35c postage. Order from Foster House, Department 40-5510, Peoria, Illinois 61601.

(continued)



### EARLY AMERICAN TANK TRAY

Turn bathroom tank tops into decorative storage areas with our Early American tray! It's made of solid birch with a rich antique finish. Graceful, carved spindles and rail on three sides protect bottles, boxes and cosmetics. A handsome addition to any bath, tray is 20" long, 7" wide, fits all standard tanks.

SEND FOR FREE GIFT CATALOG \$4.95 postpaid

ARTISAN GALLERIES 2100 D-6 No. Haskell Dallas, Texas 75204



### DOLL CLOTHES

Exclusively designed 4 pc. set: HAT & COAT Trimmed with Binding... LOW BACK PLAYSUIT with New French Look, Trimmed with Lace. Fits most Dolls 10" to 13". (A)—Playsuit, back view... (B)—Dress, back view... 4 pc. set only

Money back if not delighted. Send check or M.O. \$2.49 ppd.

(include your zip-code) RASTAR CO. Dept. AH, Box 33 Irvington, N.J. 07111

### 365 INSECT-FREE DAYS A YEAR



### ELECTRIC BUG KILLER

Only \$4.95 ea. 2 for \$9 ppd.

Simply plug in... scientifically designed—it keeps home or business bug-free year 'round.

Guaranteed to kill flies, mosquitoes, spiders, ants, roaches, moths, fleas, flying vermin, wasps, etc. No sprays, no odor. Insects do not contact unit. One unit serves average home. Plug into standard 110-120 volt outlet. Etched brass finish fits any decor. Fully guaranteed.

ORDER TODAY!

ANDREA J. ENTERPRISES

P.O. Box 69766, Dept. A Los Angeles, Calif. 90069

### EARLY AMERICAN SPITTOON



#### SOLID BRASS TARNISH-PROOF!

Here's an Early American necessity that's turned into a decorator's delight. A wonderfully novel approach to keeping your pool and patio areas free from cigarette butts, candy wrappers and other miscellany contributed by family and guests. Our tarnish-proof, solid brass cuspidor (Grandfather called it a spittoon!) is 7 1/4" across. Its uses are plentiful. Decorative as well as utilitarian.

Only \$6.95 ppd.

Send check or M.O. to: MERE BAGATELLE DEPT. AH6 • BOX 162 • ROSLYN, N.Y. 11576



## THE AMERICAN HOME MAGAZINE GARDEN CENTER



### Midsummer Savings in Finest Quality ... DAYLILIES

From the "WILDS" of Missouri

Gorgeous blooms of subtle shape and shading, all summer long with minimum care. Self multiplying, they return year after year in ever-increasing lovely abundance. "Wild" daylilies are carefully selected—fresh dug daily, rushed to you next day with full planting instructions.

#### "Picture Garden" COLLECTION

Bagette, pale lemon dusted rose; profuse bloomer	\$ .75
Bright Banner, golden brown, brushed red	1.00
Daisy McCarthy, Melon-pink with slight overcast of lavender	1.00
Melody Lane, large cream-pink and cinnamon blend	1.00
Peach Brocade, ruffled peach blend	1.00
Temple Bells, muskmelon; sun resistant	1.00
Theresa Hall, pink and gold	1.00
War Eagle, velvety oxblood-red	1.50

ALL 8 lovely daylilies at special collection price ONLY \$4.95

ORDER NOW SAVE 45%

#### The "Perfect Trio"

Pick this delightful trio for colorful contrast in a cozy corner of your garden.

Applause, ruffled velvety cardinal-red	\$1.00
Colonial Dame, light apricot; reblooms	.75
Evelyn Clair, orchid-pink	1.00
\$2.75 Cat. Value, both specially priced	ONLY \$1.50

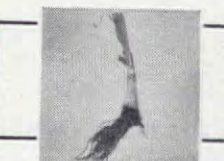
#### "Four Jewels" Collection

4 beautiful daylilies 1 each—red, pink, yellow & orange. Special price, ONLY \$1.25

#### Compare the Quality



THIS IS a "Wild" daylily. We ship only large, sturdy, well-cared-for and healthy plants ready to take root and produce profuse blooms.



This daylily (a reject by "Wild" standards) is poorly developed and sparse. It would require much attention in order to survive; blooms would be small.

Add 50¢ to Each Order to Cover Packing & Handling NO C.O.D.'S. SEND CHECK OR MONEY ORDER (NOT CASH). If outside 48 States, send \$1.50 for air parcel post and handling.

Send 50¢ for this beautiful 88-page new, complete COLOR CATALOG

PEONIES, IRIS, DAYLILIES: over 1300 varieties; all famous "Wild" quality; fully described. Loaded with natural color pictures. Many money saving offers! FREE ONLY WITH ORDER!

### GILBERT H. WILD & SON, INC.

DEPT. AHD-67, SARCOXIE, MISSOURI 64862

Please send collections checked below with planting instructions and free catalog. I enclose \$\_\_\_\_\_ (Add 50¢ for packing & handling; \$1.50 if outside 48 states)

- ( ) "Picture Garden" Collection, 8 daylilies, \$4.95
- ( ) "Perfect Trio" collection, 3 plants \$1.50
- ( ) "Four Jewels" collection, 4 daylilies, \$1.25
- ( ) All 3 above collections only \$8, includes pkg. & hdg. in 48 states.
- ( ) Enclosed is 50¢ for color catalog only (deductible on first catalog order).

NAME \_\_\_\_\_

ST/RFD \_\_\_\_\_

CITY \_\_\_\_\_

STATE \_\_\_\_\_

ZIP \_\_\_\_\_

### EARLIER TOMATOES!

SPRAY TOMATO BLOSSOMS WITH NO-SEED Blossom-set® Ripen 1 to 3 Weeks Earlier!

Stops Blossom-Drop! Makes Blossoms Set Fruit! You'll get bigger, meatier, better-tasting tomatoes; more on every plant. Many tomatoes completely SEEDLESS.

USED 23 YEARS — WORLD-WIDE!

12 oz. Ready-to-Use SPRAY CAN

Season's Supply! \$1.89

LIQUID BLOSSOM-SET (IN BOTTLES)

4 oz. makes 1 gallon spray \$ .79

Pint makes 4 gallons spray \$1.75

8 oz. Agric. Conc. (50 gals.) \$6.75

### HEDGE TRIM T.M.

NEW SPRAY KEEPS HEDGES TRIMMED!

Remarkable discovery! This easy-to-use liquid spray stops hedge growth! Practically no hand clipping needed! Trim only 1 or 2 times all season! Just spray the hedge! 8 oz. treats 40 feet of hedge.

4 oz. \$2.25 ea. 8 oz. \$3.95 ea. Pint \$7.50 ea.

At your dealer Please add postage and handling: 25¢, one item; 50¢ for 2 or more.

or order direct.

SCIENCE PRODUCTS COMPANY, Inc.

2640 N. Greenview Ave. Dept. AH-67, Chicago, Ill. 60614

Finest Value

## IRIS

7 FAMOUS \$3 VARIETIES (Min. \$7 Value)

### In 7 Glorious "Rainbow" Colors!

Huge price cut on popular perennials. Save 57% on hardy, fully guaranteed and easily-grown Iris! Lovelier each year, 1 each red, white, purple, pink, yellow, blue & multi-colored. If labeled, would be minimum \$7 cost. Order Now... ALL 7 Only \$3 ppd. Send check or M.O. (No C.O.D.) This special offer ends Aug. 1. New 88-page color catalog of Iris, Daylilies & Peonies FREE with order. Or send 50¢ for catalog only.

GILBERT H. WILD & SON, INC., DEPT. AH-67, SARCOXIE, MO. 64862

"WE WILL NEVER COMPROMISE QUALITY FOR PRICE"

Allen J. Wild

### MAILBOX MARKERS

SMX Standard (wording one side)	\$1.95
MX Deluxe (wording both sides)	\$2.95
MX Deluxe with frame (not shown)	\$3.95
NMX Deluxe with frame and number	\$4.95

Beautiful Your Home—Identify Your Home

So proudly shines in friend's or doctor's headlights. A lovely personal gift! Traditional design, attractive size, rustproof; so durable—10 year warranty. Save! Factory direct to you.

Any wording you want—same on both sides (except SMX)

Room for 17 letters and numbers on nameplate; 6 on number plate

Reflector-backed, white letters permanently embossed in solid metal plates

Your choice of Black, Red, Brown or Green baked enamel background

Solid, rustproof aluminum—so good they are guaranteed 10 years

Fund Raisers, Salesmen, Senior Citizens—earn handsome profits taking orders for Spear products. Write today for details.

SATISFACTION GUARANTEED OR YOUR MONEY BACK

FAST SERVICE—WE SHIP IN 48 HOURS

404-B Spear Building, Colorado Springs, Colorado 80907

### THE PERFECT PERSONAL GIFT SUPERLUXE DAY-NIGHT MARKERS

For Mailboxes, Lawns and Lamp Posts

The Perfect Gift For Father's Day, June 18

10% DISCOUNT ON ORDERS BY JUNE 10

17 THE JOHN L. SMITHS

Name & Number Lawn \$5.95 post Marker Style NLX paid

Guaranteed 10 Years!

S&H Green Stamps, too!

Name & Number Post \$5.95 post Marker Style NBX paid

### SPEAR ENGINEERING COMPANY

404-B SPEAR BUILDING, COLORADO SPRINGS, COLORADO 80907

STYLE ANY WORDING YOU WANT PRICE

COLOR

Remittance enclosed, shipped postpaid in USA

Ship C.O.D. I will pay C.O.D. fees and postage

Ship to: \_\_\_\_\_

Address: \_\_\_\_\_

City, State, Zip: \_\_\_\_\_





## AMAZING HIDDEN AID MAKES NON-SWIMMERS SWIM

Now anyone can swim fast—new, easy way without fear! Start to swim INSTANTLY with fully guaranteed SWIM-MATE that hugs your waist, gives you sure confidence. Invisible out of water, worn under women's one or two piece suits, men's trunks. Now you too can join the water fun even if you can't swim a stroke. Non-swimmers swim easily. Average swimmers swim like champs. Made to last for years. Approved by America's champion swimmers. Satisfied users coast to coast. Compare our low price.

State Waist Size. (Full 10 Day Money Back Guarantee)

Send only 5.95 plus 25c pp & hdlg

Our Low Price  
\$5.95

**WORLD CO.** Dept. 6 AHSM  
1 Park Ave., New York, N.Y. 10016

## START YOUR ANTIQUE BUSINESS AT HOME!



A chair bought for  
**\$2.00**  
Sold for \$27.00



A copper kettle bought  
for **\$4.00**  
Polished and sold for  
\$18.00

**PROFIT:** Amazing New Plan Starts You Quickly to Big Profits • Spare or Full Time • No Showroom, Store or Office Needed. **PLEASURE:** Plan easily makes you an expert in the Prestige Profession of Antiques • Diploma Granted. **PERSONAL GUIDANCE:** Remarkable Research Service Guides You Step By Step. **Please Rush FREE "Profit and Pleasure in Antiques" Booklet.**

**American Institute of Antiques**

550 - 5th Avenue,  
New York, N.Y. 10036, Dept. A-76

## EARLY AMERICAN JOHNNY SEAT

An original creation. Striking Brass Eagle adorns cover. Decorative, hand rubbed pine finish captures beauty of wood grains. Perfect match to any bath. Of molded wood, jointless, seamless (one piece construction). Has wipe-clean finish. Complete with break-proof matching hinges, cover fits all units.

Send check or M.O. Satisfaction Guaranteed  
Dept. AH-6  
135 Central Park Road  
Plainville, L.I., N.Y.

**CRESCENT HOUSE**

## PHOTO BARGAINS

ONLY **1.00**

**YOUR CHOICE**  
25 WALLET PHOTOS (plus FREE 5x7 Enl.)

or  
2 8x10 ENLARGEMENTS or 5 5x7 ENLARGEMENTS

3 5x7 ENL. plus 12 FREE WALLET PHOTOS  
Finest double weight portrait paper. Send any photo or neg. (ret.)

Add 25c per selection for postage and handling

Any enlargement hand-colored, 50c extra.  
State color of eyes, hair and clothes.

**QUALITY VALUES**  
Studio 109-W, New Rochelle, N.Y. 10804

## START A "RAINBOW" IN YOUR GARDEN

Plan now to enjoy the giant blooms and dazzling bright colors of Cooley's Irises ("Rainbow") in your yard. Iris grows readily, multiplies rapidly with little care in almost any sunny spot. Order Now!

**RAINBOW COLLECTION**—10 for \$5 pnd. A \$10 value. CLIFFS OF DOVER, ruffled white; MAYTIME, lilac & rose; GOLDEN SUNSHINE, bright yellow; SABLE NIGHT, velvet black; ARGUS PHEASANT, rich brown; FIRE BRIGADE, bright red; BLUE SAPPHIRE, French blue; TOP FLIGHT, orange ice; PRETENDER, yellow & blue; SURPRISE PARTY, pink-apricot.

**FLAMINGO PINK GROUP**—10 for \$4.85 pnd. Ten perennial iris favorites. A rainbow of pink, apricot and rose colors selected from over 300 varieties. No duplication with Rainbow Collection shown above. \$10.00 catalog value. Order today!

**IRIS COLOR CATALOG**—60 pages. 135 big, full-color pictures. Over 300 varieties listed and priced. Send for your copy NOW!

Order Iris & Catalog Today!

**Cooley's GARDENS**  
Box 67A  
SILVERTON, OREGON 97381

FIRST EDITION—LIMITED EDITION

## FABULOUS 50¢ OFFER



4 Exquisite American Heritage  
Giant Art Prints From  
Colorful Steam Era—50¢ ea.

Fabulously beautiful ink drawings of early steam locomotives by American artist Logan on heavy parchment paper ready to frame and hang. Unusual "wide" shape so good for home or office! Never offered publicly before. Limited edition, will not be sold through stores. 4 different prints, ideal for grouping in pairs or a row. Each 26" wide, 9" high.

**FREE** Giant Antique Mural of 50 American Steamboats and Locomotives in Color (over 2 ft. wide) on parchment. Regular \$10 value yours Free.

Please rush me the 4 American Heritage Steam Engines for just \$1.98 plus 25c pp & hdlg on money back guarantee if not 100% satisfied. Also include Giant Mural absolutely free.

**WORLD ART GROUP, Dept. 6-AH, 54 Church Lane, Westport, Conn.**



## MARTIN HOUSE KIT

One Purple Martin devours 2,000 mosquitoes a day... think what 14 families can do! Martins are apartment dwellers, we've designed ours to hold a whole colony. They'll return year after year—invite them now. Roof and all apartments remove for easy cleaning. Mount on 2" pipe or wood post. Of select exterior plywood, ready for easy assembly and paint. 20 1/2" H. 16" W. 26 3/4" L. \$19.50 Ppd. Add \$1.50 West of Miss.

**BEAUTIFUL NEW FREE CATALOG—700 PAGES**  
Finished and Kit Furniture in Friendly Pine

Include Zip No.  
Immediate Delivery  
Money-Back Guarantee

**YIELD HOUSE**

Dept. A-6-7  
North Conway, N.H. 03860

## TERRY ROMPETTE

in s-t-r-e-t-c-h Nylon/Cotton

For sunning, lounging, exercising. Absorbent terry with elasticized top and legs. Built-in French bra. White, Aqua, Gold, Hot Pink, S.M.L.

Immediate delivery **\$4.50** plus 25c post.

**VICKI WAYNE**  
Box 6305-AMR-Tucson, Ariz. 85716



Mrs. Arthur H. Robinson  
1035 Thermal Avenue  
Rochester, New York

**1000 Name & Address Labels \$1**  
ANY 3 DIFFERENT  
ORDERS \$2 pnd.

Sensational bargain! Your name and address handsomely printed on 1000 finest quality gummed labels. Padded—packed with FREE, useful Plastic GIFT BOX. Use them on stationery, checks, books, cards, records, etc. Beautifully printed on finest quality gummed paper—1000 only \$1. **SPECIAL—SAVE MONEY! ANY 3 DIFFERENT ORDERS \$2.** Makes an ideal gift. Satisfaction guaranteed or your money back.

**TIME-SAVER LABELS**

601 Jasperson Bldg., Culver City, Calif. 90230.



## VERSATILE HAIRPIECE

blended to match your own hair can be worn as a ponytail, braid, wiglet, bun, chignon, beehive. Looks quite real, but it's Dynel and can be washed, set or styled in any way. Send a sample of your hair to be matched. 18"-long hairpiece is \$1; double-thick piece, 24" long, is \$2. Add 25c post.

**J. L. INDUSTRIES**

Dept. AH-6, Box 484, East Orange, N. J. 07017.

**BAG OF TRICKS.** You can carry this trim appointment as an envelope purse because it folds to a compact 6x15". When it is fully open it becomes a large shopping bag with two handles. Made of black plastic with an attractive overall design back and front, it measures 17x15". \$2.50. Order from Norfolk-Hill, Ltd., Department AM, 35 Ninth Avenue, New York, N.Y. 10014.



**BRIGHT-COLOR BASKETS** will highlight a room when you use one or more to hold green plants or an arrangement of flowers. Baskets have metal liners. These make wonderful containers, too, for matchbooks, or a mound of sea-shells. In assorted colors. Small (5" high), \$4.33 for 4; large (7 1/2" high), \$5.33 for 4. From Foster House, Department 406, Peoria, Illinois.



**BUTTER MOLDS.** Carved in hardwood are excellent copies of Early American museum pieces. Finished in nutmeg brown, they come in two sizes: 15x5" decorated with three carvings. \$10.95 the pair. Single carving is 5" square and comes in 12 different designs. \$4.95 the pair. Write for descriptions. Order from Seth & Jed, Dept. AH6, New Marlboro, Mass.




**DECORATIVE REVIVAL**, pictures made with dried, real flowers. For example: colorful pansies attractively arranged on a white background make an arresting effect on a wall when set off in a black shadow box highlighted with a gold leaf rim. The brass ring for hanging adds charm. 6 1/4 x 4 3/4". \$5.50. Old Guilford Forge, Dept. AH6, Guilford, Connecticut.



**CUSHION OF AIR.** You will appreciate the comfort of this inflatable bucket seat when you drive a great distance or when you are watching spectator sports. You probably will use it in your favorite armchair. Made of leatherlike plastic, it is easy to inflate. When not in use it folds for storage. \$1.99. Order from Gracious Living, D-1494, Berkeley, Rhode Island 02864.



**HOMESPUN FLAVOR.** This is the tablecloth to use for informal entertaining. Made of woven cotton that never needs ironing, it drips dry and is reversible. Avocado, gold, blue, red, or brown with white. 52" square, \$4.95. 52x72", \$6.95. 62x90", \$9.95. Matching napkin 15" square is 70c each. Windfall, Dept. A-27, 185 Adams Street, Bedford Hills, New York 10507.





When she has many more candles on her cake  
this floor will still be beautiful.  
Why? Built-in cushioning...  
Congoleum-Nairn's revolutionary new invention\*



\*The only cushioned vinyl floor backed by  
five years of proven experience...insist on it.

It's the new vinyl miracle invented by Congoleum-Nairn. The beautiful floor that takes wear and traffic—then bounces back to its original beauty. Its unique “cushion sandwich” absorbs the punishment. Makes it scuff, scratch and slip-resistant. Easier to care for, too. Warmer, quieter and more comfortable underfoot. Choose from over 100 beautiful color-pattern combinations in 5 price ranges...the widest selection and finest quality in cushioned vinyl floors. Insist on Congoleum-Nairn...the world's most experienced manufacturer of fine floors. Shown, the beautiful Spring® pattern #4048. For free sample and decorating booklet, write Congoleum-Nairn, Box 156, Kearny, N. J. See the yellow pages for dealer nearest you.




Incredible cushioned floor takes daily punishment—then bounces back to beauty.

**Incredible new cushioned floors by Congoleum-Nairn**



Look! A dishwashing  
liquid that can whip!

It's the creamiest-feeling,  
mildest Ivory Liquid ever.



You don't have to whip it to believe it! Just pour some Ivory Liquid detergent in your dishpan. See how creamy it looks. It's the creamiest, mildest Ivory Liquid ever—with that famous mildness you can expect from a product named Ivory. Let this creamy white Ivory Liquid help your hands to the creamy complexion of youth.



Creamy white Ivory Liquid  
can help your hands to the  
creamy complexion of youth!