

Holiday Issue, 1955

Popular Home




Season's Greetings From

Eugene Planing Mill

Third and Lawrence

Lawrence Platt Smith



**The grandest gift
that you can give
your family!**



Come in...

we'll help you "wrap up"


your better home

The happier living that can be yours with a better home—there's a gift that will mean more to your family than any other...a gift that you'll all enjoy the whole year 'round, and for years to come!

Whether it's an entirely new house, or simply a matter of remodeling or modernizing your present one—we're here to help you. We'll advise on mate-

rials, suggest ways to save—most important, give you lots of ideas.

Come in, soon. Let's "wrap up" your plans for a better home for your family!



*Our name and
address are
on the cover....*

HOLIDAY • ISSUE 8 • 1955

Popular Home

POPULAR HOME Magazine: Holiday Issue, 1955, Vol. 12, No. 8; Mailing Date: November, 1955. Copyright 1955 by United States Gypsum Company, publisher, 300 W. Adams St., Chicago 6, Ill. Sent to you eight times a year through the courtesy of the firm named on the covers of this issue. Printed in U.S.A.



Christmas Comes For Children

CAN YOU REMEMBER how Christmas looked from the top of the stairs? When the great day, at last, had arrived? When the thrill of anticipation gave way to the joy of fulfillment, and that in turn to the wonderment of it all?

Christmas hasn't changed. Today its trappings are gayer and more elaborate, but it's still the same. First of all it's still our solemn but most joyful Christian holiday, bringing blessings to the world. And just as it was on the first Christmas, it's still children's day—the day when symbols of our love and gratitude shower upon the younger ones.

As we share the children's happiness in opening the gifts, we know it's the home, with a secure atmosphere of love and understanding and mutual respect, that enriches the spirit of Christmas. In the midst of the merriment, watching the children play, we remember our own childhood desire for independence and privacy; how we shared our toys, and yet demanded a corner for the personal enjoyment of our things.

A part of growing up was that need for a room or corner as a world of our own; a private domain where our independence and security were established and matured. And we can remember, too, how even as toddlers we demonstrated its importance in our lives by insisting that visitors to the house see our room and express appreciation.

Growing up hasn't changed, either. What better gift for your child than a cherished spot of his own, where he can reign supreme?


"Wonderment", by Lawrence Beall Smith, was painted expressly as a POPULAR HOME cover. Mr. Smith is renowned for his warm, expressive portraits of children, and his ability for mood and reality also was illustrated in a series of famous paintings of World War II, now in the U. S. Government Archives. Mr. and Mrs. Smith, with their three children, live in a historic hundred-year old dwelling near Westchester, Conn.



PHOTOGRAPHY: HEDRICH-BLESSING

CHRISTMAS COMES FOR CHILDREN
CHRISTMAS COMES FOR CHILDREN
CHRISTMAS COMES FOR CHILDREN

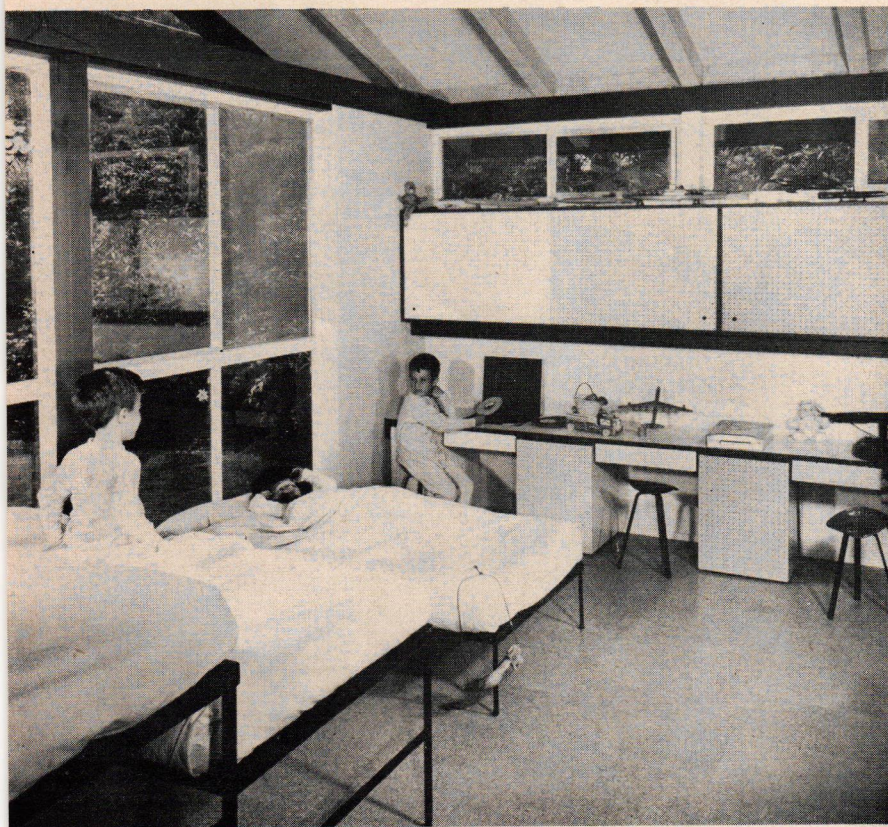
Home base for robust teen-agers like Ben, Jr. and Bill Lochridge is their own room in strictly masculine decor. When the family grew and the Lochridges finished their expandable attic, this fine room and a nursery for young lassies Laurie and Daryl were the happy results. Room was quickly finished by applying insulating wool, gypsum lath and plaster. Color scheme is blue and buff for walls, matching blue draperies and spreads, and white painted ceiling.



Rooms for Busy Boys

PHOTOGRAPHY: JULIUS SHULMAN

DATA: BARBARA LENOX



Rugged and ready for three boys, ages 3, 5 and 8, is this dormitory room which Architect and Mrs. Dan S. Palmer added to the rear of their Los Angeles home. Each lad has his very own bed, chest, cabinet and desk, all personalized in matching colors (right). Wall cabinets and desk assembly are constructed of $\frac{3}{4}$ -inch plywood with sliding doors of perforated hardboard. Toy bins beneath desk surface roll out on casters. Flooring is cork tile.



Compact and comfortable are the stacking beds devised for the Palmer boys by their father. Custom made (but simple and inexpensive), they are standard cot springs with angle iron frames to which tubular steel legs are welded. Mattresses are stock innerspring units.






Injun' chief, engineer, pilot or parachute jumper—whatever a boy's interests, he should have his own room for privacy, study and play. Wallace Blaylock's room in Little Rock, Ark. has been kept flexible to handle changing interests. Play surface of $\frac{3}{4}$ -in. plywood is supported by wall cleats and cabinets. Train does a disappearing act into shallow cabinet, with tracks fastened to hinged, chain-supported panel. Couch converts to double-size bed.

"Control tower" bedroom for the Geiser boys has storage space for collections, tools, books, work space for hobbies and homework, and almost incidentally a place to sleep. Knee-wall cabinet, about 4 ft. high by 8 ft. long and 14 in. deep, is constructed of $\frac{3}{4}$ -in. plywood and 1-in. lumber with DURON Hardboard back and sliding doors. Bleached Mahogany and painted SHEETROCK gypsum wallboard are used on walls and ceiling.




CHRISTMAS COMES FOR CHILDREN
CHRISTMAS COMES FOR CHILDREN
CHRISTMAS COMES FOR CHILDREN

Teen-age timetables can be crowded, so privacy for sleep, study and chit-chat sessions is important. "Must" equipment includes storage cabinets, desk, bookshelves, dressing table, and spacious, well-organized closets. Special favorites of Marcia Crawford are a backrest-shelf, under which bed slides, and handy wall-length cabinet.





Rooms for Tots and Teens



For the tiny ladies in your family, rooms like these will bring shouts of glee. In Barbara Johnson's room (right), guests share the bunk beds, and the "grow-up" desk and cabinet unit in corner already does full-time duty. Nursery for tots (above), developed in circus theme, has wall decorations that can be purchased ready-to-hang or painted on, and storage shelves for toys incorporated with a play slide. Stock materials from your lumber dealer do the job.



Slide-rest headboard (right) offers storage space for bedding, shelf for books and radio, and unique sliding panel back rests. Plan includes version for single bed as well as double bed model shown here. Second Bedroom Bargain is couch-daybed (below) for guests or after-dinner snooze. Bolsters and mattress are stock items. Materials? One sheet of $\frac{3}{4}$ -in. plywood, a length of 2x4, wooden legs and hardware make it complete.



... and for every Bedroom,

*bargains
you can
build*

If Mom and the kids have been extra good this year, but your wallet is suffering from the holiday strain, here are three low-cost Bedroom Bargains you can build. And they'll bring a greater glow of appreciation because Santa Claus built them in his own workshop.

Whether you tackle the bunk beds for the youngsters, the headboard for Mom, or the couch frame for the enjoyment of the whole family (probably including the dog), you'll find them easy to build, either with hand or power tools. Ask your friendly POPULAR HOME sponsor for a Free Handyman Plan No. 359. Directions for building units are complete, and only stock materials are required.

Get a running start on the new year!



New idea in bunk beds is this sturdy unit you can build of stock materials. Tapered sides are 1x12 lumber and each bunk is bolted to legs cut from 1x4's. Standard mattresses rest on hard-board panels supported by slats. Free Handyman Plan also shows variation with beds cleated to wall and leg design for bed resting on floor.




Good features of exterior are privacy for street-side bedrooms, modern appearance of wide board-and-batten wood siding, and main entrance sheltered between garage and bedroom wing. House with attached garage needs a 65-foot lot, or just a 40-foot lot with detached garage.


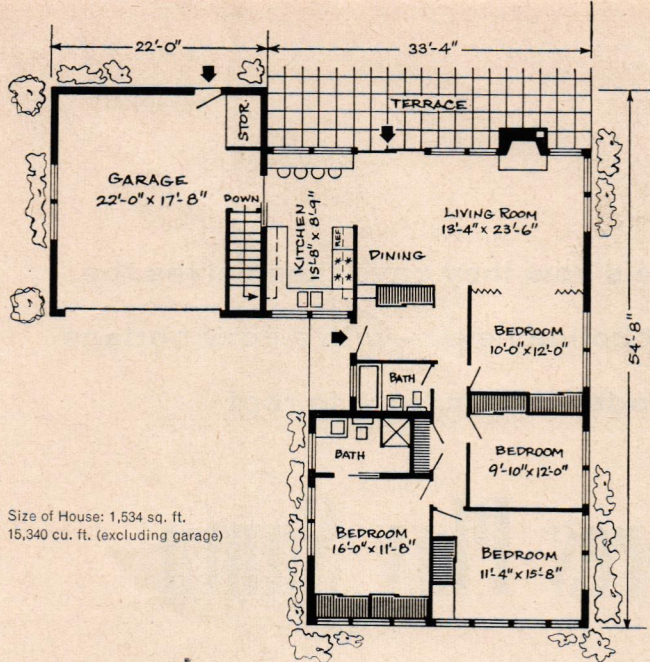
POPULAR HOME'S

Room-For-All House

DATA: MARCIA LEE
PHOTOGRAPHY: ERNEST BRAUN

The beauties of nature are always in view through full window wall with sliding glass door that opens living-dining room to patio and rear garden. Simple and attractive fireplace is center of attention during cool weather and focal point of furniture grouping.






Mother's delight, the efficient "U" shaped kitchen with view of rear play-yard through window wall, is but a step away from garage and laundry. The built-in snack bar overlooks garden and is serving counter for meals in the dining room.

EVERY INCH COUNTS when a house is designed to fit the needs of today's larger families—and a reasonable housing budget. This full four-bedroom house meets both requirements admirably, with many extra features that make it handsome and livable.

Selected from the new Terra Linda community near San Rafael, Calif., it is the work of Designer W. F. Severin. Here are just a few of the outstanding things you get in this Room-For-All House:



- Four big bedrooms in a quiet wing, including a convertible study-television room.
- Two full-size bathrooms adjoining the bedrooms and convenient to the rest of the house.
- Spacious 13x24-foot living-dining area with window walls that unite house and garden.
- Efficient, 8x15½-foot kitchen with ample cabinet and counter space, snack bar and window wall.


How to have your own Room-For-All House? Visit your POPULAR HOME sponsor and order low-cost building blueprints No. PH 12-8A (without basement), No. PH 12-8B (with basement), both available with reversed layout. Then, have it built!



Flexible wall of folding wood slats opens fourth bedroom to living area when desired, makes room ideal for study, play or television. Wall of glass is to side yard. Smooth, fire-resistant walls throughout house are of SHEETROCK gypsum wallboard with PERF-A-TAPE joint system.

Wall of wardrobe closets in master bedroom is typical of storage facilities in house. Clerestory windows admit light without loss of privacy.





Here's how they gave themselves the best holiday ever—with a cozy cottage remodeled from floor to roof

The Moores Play Santa


WHEN Phoebe and Bob Moore moved from a city apartment to their "new" house in the suburb, they were under no illusions. "We knew it wasn't our dream house," Phoebe explains, "but the plans that came from a few evenings of talking (and sitting too late because of it) convinced us we could make it just that." And the Moores' flair for turning nothing into something produced amazing results—a handsome "dream home" Christmas present to themselves.

The "before" picture (above) shows the original house, like thousands of others. Its typical square plan consisted of four small rooms on the first floor, an unfinished upstairs, and inadequate storage space. But it's all different now, for the Moores have achieved open planning with spacious, sun-filled rooms and storage space galore—plus the handsome exterior shown at left.

The talents of Bob and Phoebe, who are artists and capable craftsmen, surpass those of many people. Still they had the foresight to consult an architect, follow the practical suggestions of their building supply dealer, and hire experts for all work which "amateurs" should not tackle. The wisdom of their method is proved by the results—why not try it on your house?



BEFORE




Before and after results like these are worth a special salute and serious study. New front window (right) is framed by wood shelves and cabinets, and radiator (far right) concealed behind grille of expanded metal. New walls of SHEETROCK gypsum wallboard decorated with TEXOLITE DURAVAL paint are a handsome background for engravings. Study end of room (left) was gained by removing a partition. New picture window facing the garden has sections that open for ventilation. Louvered doors to breezeway conserve wall space.





"Mention Christmas decorations," Bob said, "and Phoebe's mind starts whirling." Because Bob's ideas are unlimited also, you see here their new fireplace, built of old red brick with a raised hearth. The Dominion carpeting, in shades of pewter gray, beige, lime, and brown, complements the provincial interior. As chairside tables, Phoebe has used an old-fashioned spool cabinet and a bathroom stool covered with green felt.

AFTER



PHOTOGRAPHY: HEDRICH-BLESSING
DATA: RUTH W. LEE




Charming, comfortable, and American in spirit is the dining room, that was once a bedroom. The new picture window was set into a 40-inch deep bay, added to improve the front of the house and enlarge the dining room. Resurfaced walls of gypsum wallboard


and new plastered ceiling completed modernizing of this colorful room. Modern drama and Early American charm are combined in the red wall color and white trim, antique lighting fixtures, the green felt cloth, and oval rug made by Phoebe's mother.



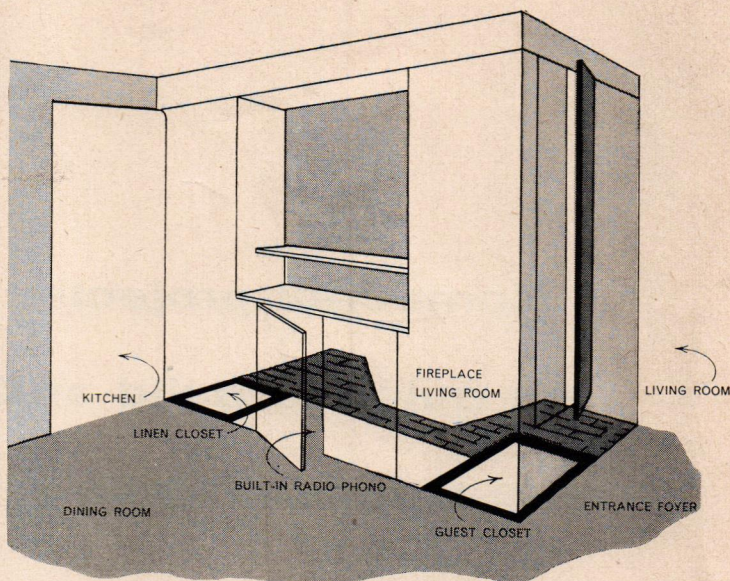
WAS IT WORTH THE EFFORT?

"When your photographer caught us at this stage, our dream house had a long way to go", said Phoebe and Bob Moore. "Now that it's finished, we'll miss the fun and excitement of seeing things take shape and the do-it-yourself parties (we had work picnics to feed our handy friends). Our advice to your readers? Don't hesitate to remodel. Seek advice and help from experts: an architect, your local lumber dealer, and builder or carpenter. The rewards are worth the effort!"






A-plus for good planning goes to this storage unit (above) built around fireplace. Side facing dining room has serving counter lighted from above, and cabinet below for Hi-Fi equipment. Opening to the entrance hall is closet with short double doors. Screening entrance to kitchen are shelves for dishes and candy jars.



Bob may take up cooking now that the kitchen (below and right) is so inviting. Modern and convenient, it has plenty of storage cabinets, new easy-working windows, and divided cooking units. Early American feeling is retained with copper hood concealing exhaust fan, hanging lamp and spatterdash patterned tile floor.



Here's a neat trick, and you can do it. Storage wall between kitchen and dining room holds oven, cabinets, and shallow open shelves that allow for a full height dish closet on dining room side. Why not add a simple desk like this in your kitchen? It's just a piece of $\frac{3}{4}$ -inch plywood with 1x3 at front edge.

make it a

HANDYMAN HOLIDAY

5

Homecraft projects

are quick to build and
make wonderful gifts

1 Christmas card tree, designed by Mrs. C. E. Sandberg of Northfield, Minn., can be hung on wall or mounted on a wood base. Make it about 42 in. high and 34 in. wide. Construct of $\frac{1}{4}$ x1 wood strips and wire mesh. Attach cards with paper clips.

2 Handy hang-up for children's clothes is this railroad sign-valet. Reader Fred W. Bane of Snyder, N.Y., suggests building it of stock 1x3 lumber. Center post is 42 in. high, legs 12 in. long and arms 24 in. long. Clothes hang from $\frac{1}{2}$ -in. dia. dowels.


3 Here's hours of fun in the back yard for young "Davy Crockett" pioneers—Little Alamo, the playhouse with built-in action. Just 5x7 feet overall, complete with blockhouse, it also has a roofed shelter for use when the youngsters are not busy defending the fort. Simple panel construction requires only stock materials and hand tools. How to get it? Visit the local firm named on the covers for Free Handyman Plan No. 350. Better start now—and beat the crowd!

4 Bargain for books is this trough to use on end table, chest or desk. Back is a 1x8 board and a 1x6 forms the bottom. Make it 12 inches long, and finish natural or paint. Base pieces are 8 $\frac{1}{2}$ in. long, of 1x6 stock notched at a 20 degree angle.

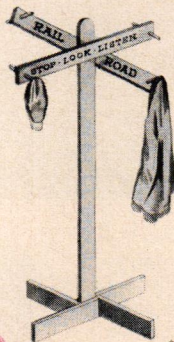
5 Toy train for tots is play equipment and storage unit for toys. The idea of Mrs. D. S. Whitnah, White Bear Lake, Minn., construction is of $\frac{3}{4}$ -inch plywood. The 30-in. long engine and 24-in. car are 14 in. high and wide. Units roll on casters.

NOTICE: The following trademarks are owned and/or registered by the United States Gypsum Co. in the U.S. Patent Office, and are used in this publication to distinguish the indicated products manufactured only by this company. SHEETROCK (gypsum wall-board), DURON (hardboard), GRIP-LOCK (roofing), USG (roofing, hardboard, tile).


1




2




3




4



5



Living in a "dated" room?



Ask your U. S. G. building materials dealer about new

room-makers for homemakers?

When rooms start showing their age, it's time to get started on modernizing. For today it's so easy to bring an *out-of-date* room up to date with wonderful "room-makers for homemakers."

You can have brand-new walls and ceilings that *really make a room beautiful* with SHEETROCK*, the fireproof gypsum wallboard. Add the decorator's touch with radiator covers of DURON* Hardboard that double as end tables. Then make your rooms very personally yours with TEXOLITE* DURAVAL* latex paint—you have 126 gorgeous colors to choose from.

These are only a few of the exciting "room-makers for homemakers" you'll find at the inviting red-white-and-blue sign of your U.S.G. building materials dealer. *It will pay you well to pay him a visit!*




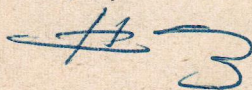
the greatest name
in building

*T. M. Reg. U. S. Pat. Off.

it's fun...

to paint it yourself

Painting's a chore no longer, with the new materials and methods available to any homemaker. Today's paints and enamels are made with easy application in mind; and colors are so bright and gay, you can hardly help feeling that way yourself, as you ease them on with a brush or roller.



it's done!

a beautiful new room

Almost before you know it, you're looking at a changed room—one you're mighty proud of. The only thing that's hardly changed at all is your budget, because when you "paint it yourself" you realize real savings. Or, if you prefer, we can recommend a reliable contractor. But, whatever you do, see us first for all your decorating needs.

COME SEE US FOR ALL YOUR "PAINT-IT-YOURSELF" SUPPLIES

Eugene Planing Mill

All Kinds of Building Materials

Third and Lawrence Streets

Eugene, Oregon

Phone 5-8773

CLARENCE S RICE
360 W 13TH AVE
EUGENE OREG
7113-1034

BULK RATE
U. S. POSTAGE
1 1/2c PAID
CHICAGO, ILL.
Permit No. 4511