

PRICES "WAY DOWN"

Throughout this book are down-right **VALUES** that can't be beat. **QUALITY** clear through. Costs of building materials are now at the lowest mark in years.

Sears-Roebuck's *values*, *quality* and *guarantee* are always beyond question.

Take advantage of these low material costs. Order at today's rock bottom prices, which may not be duplicated again. You take no risk.

NOW is the ideal time to build, remodel or repair! *about 1930.*

Honor Bilt BUILDING MATERIALS




Honor Bilt
BUILDING
MATERIALS USED
THROUGHOUT


SEARS ROEBUCK and CO.




Honor Bilt MILLWORK



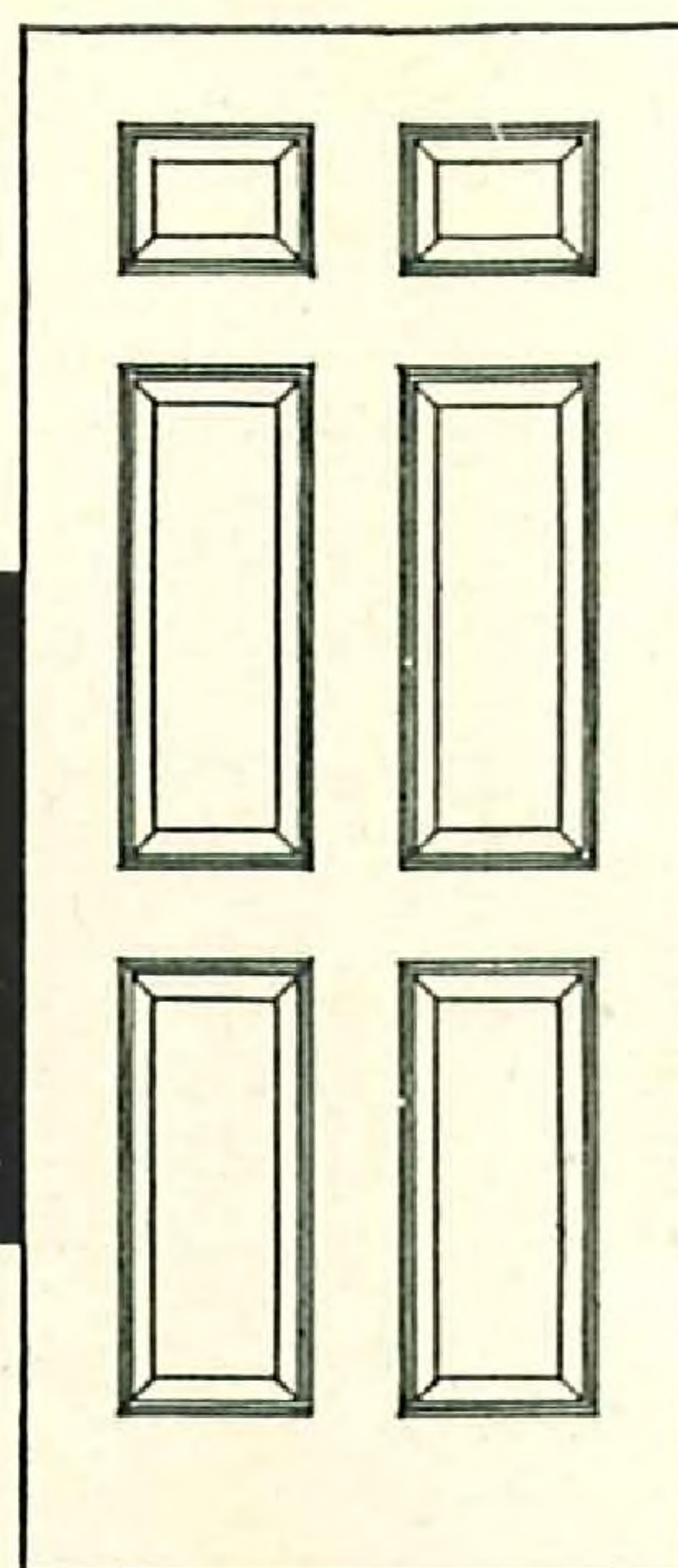
63PM300



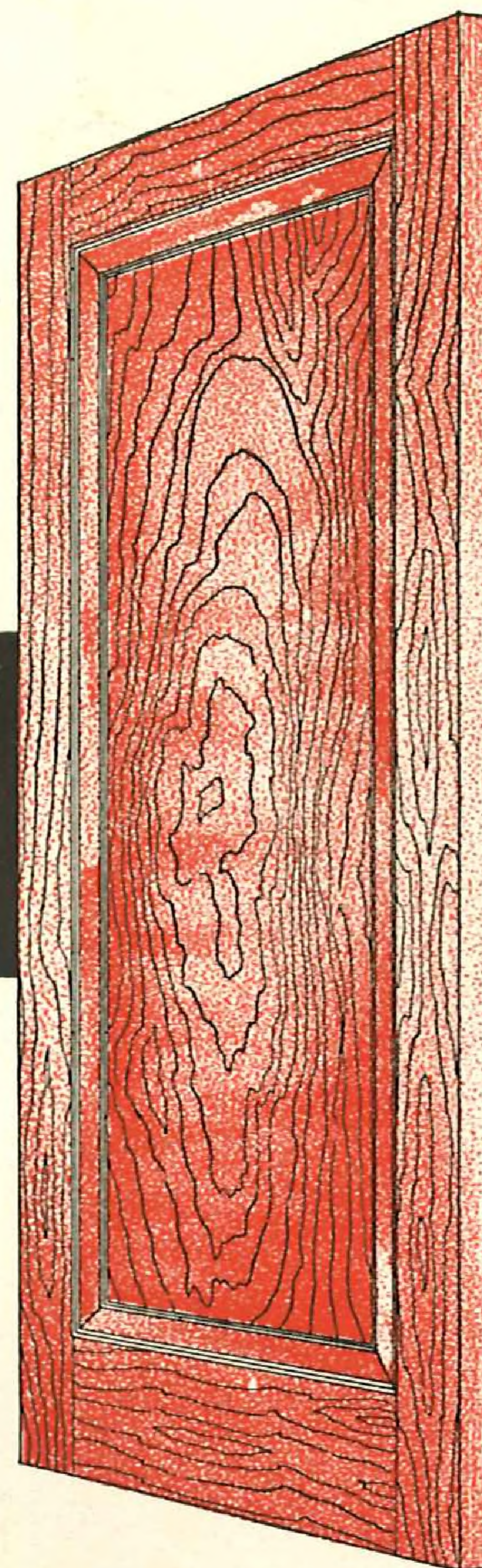
63PM287



63PM9786



63PM668




One panel sub-frame design.

EVERY item of HONOR BILT MILLWORK that you select from this catalog to become a part of your home has been carefully selected, as to design, construction and quality, by experts of many years' experience. We feel safe in saying that you cannot obtain better millwork than we can furnish.

We can furnish exterior or front doors, consisting of many attractive patterns, a few of which are illustrated above. Of highest quality clear white pine, clear oak or clear fir as described, they form an inviting entrance to your home. Our interior doors are popular for their attractive design and sturdy construction. The most popular today is the famous one panel sub-frame design shown at the right.



The ironing board, shown below, when built into the wall, will prove a blessing on many occasions—always ready for use the instant you need it. The pride and joy of every woman is a cheerful built in kitchen cabinet. Many happy combinations can be made with the kitchen cabinet units you will find in this book.

These and many other items needed in building, modernizing or repairing your home will be found elsewhere in this book—at bargain prices.



Fireplaces are as fascinating today as long ago when the fireplace was the most attractive part of the home—a place where the family gathered in the evening to talk over the experiences of the day.

The Colonial design illustrated above, together with high grade fireplace fittings, is available for your new home, at prices which represent real savings. With this design of fireplace, and a few charming fittings, this part of the home is easily made very attractive and comfortable.



Cozy, comfortable and charming, the breakfast nook, also known as dining alcove, is now a feature in many modern homes. An ideal arrangement for any family, no matter how large or small.



Sears, Roebuck and Co.

EVERYTHING IN BUILDING MATERIAL

Dear Customer:

Thanks for your inquiry. We are glad to send you our latest Building Material Catalog.

It contains a complete assortment of "Honor Bilt" building materials. Everything required to Build, Modernize or Repair a house, garage or barn. A complete line of the very latest in Sash, Doors, Moldings, Interior Woodwork, Entrances, Built-In Conveniences and Kitchen Cabinets, many of which are our exclusive design. On Lumber, Lath and Shingles, we have very low prices, but in order to give you the full benefit of the lowest wholesale market prices, which change quite frequently, and to tell you to a penny what Lumber, Lath and Shingles will cost you laid down at your station, it is necessary for you to send us your list, or plans on which to make a quotation. Please use Estimate Blank, see inside of back cover.

As to the quality and saving we can make you -- we will let one of our customers tell you.

"I wish to express my thanks and gratitude to you. The material and millwork was excellent and reached me in fine condition. Your promptness in shipping and corresponding were all anyone could desire. I feel sure I saved not less than \$500.00 by purchasing from you".

W. J. Aicholtz

(Address furnished on request.)

Quick Shipment. We own three large factories covering nearly 100 acres. (See pages 2 and 3) which is the best argument we can give you for quick service and guaranteed millwork. Should you have difficulty in making out your order, simply make out a list of the items needed (use blank page) and send it to us marked for the personal attention of "Manager of Estimating Division, Department 264" and it will be given special attention. Remember, we guarantee to please you in every way and save you money.

We will appreciate your order.



Yours very truly,

SEARS, ROEBUCK AND CO.





Honor Bilt MILLWORK ADDS PERMANENT BEAUTY AT LOW COST

Modernize Your Home for Beauty - Convenience and Profit

For
INDEX
See Page 7

**[Honor Bilt
MILLWORK]**

For Built-In
Medicine Cases
see page 55.





Our Wall
and Floor Tiles
come in many
beautiful colors.
See page 60 for
prices.




Built-In Bookcases
illustrated, described
and priced on page 51.

Kitchen Cabinets
that speak volumes for
efficiency, convenience
and comfort shown on
pages 52, 53 and 54.



Attractive Entrance Doors
and Interior Doors are shown
and priced on pages 8 to 20,
inclusive.

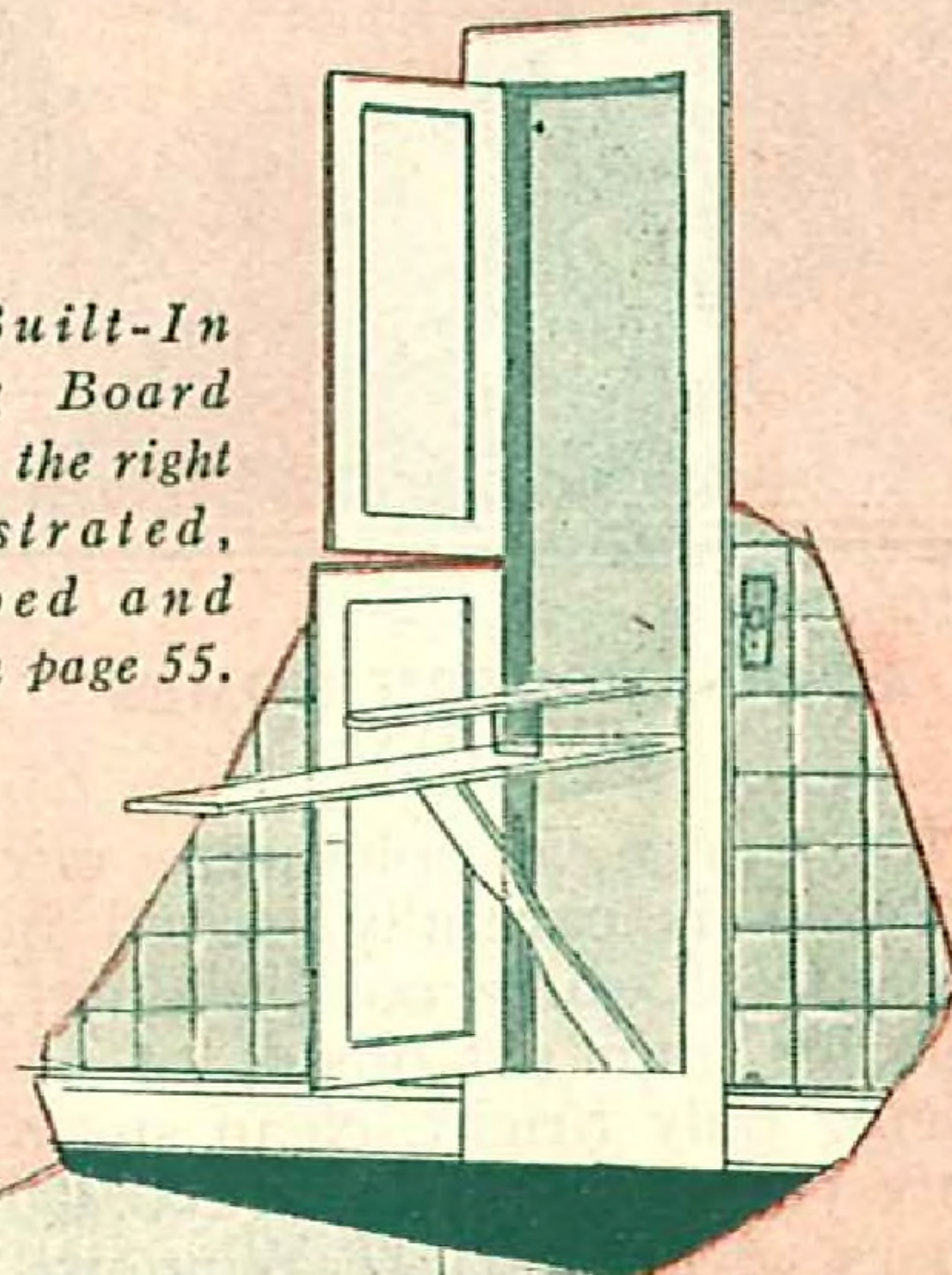


Cozy Breakfast Nooks
or Dining Alcoves illus-
trated on page 56.



**[Honor Bilt
MILLWORK]**


The Built-In
Ironing Board
shown at the right
is illustrated,
described and
priced on page 55.



Telephone Stand
illustrated, described
and priced on page 51.




Hanging China Cabinet
with glass doors illustrated
on page 49.




Our Building Material

THESE are reproductions of actual photographs taken for the purpose of giving our customers a better idea of the tremendous stocks carried at our lumber mills and millwork factories IN READINESS TO SHIP AT ONCE. Here you will find a larger stock of building material than will be found carried by any retail dealer.



ABOVE—MODERN HOMES DIVISION


As shown in pictures, our millwork is carefully stored in dampproof, dirtproof buildings, assuring our customers of receiving only bright, clean stock. Here you will find about 100,000 Doors, over 150,000 Windows, millions of feet of hard and soft wood Moldings and Columns, Newels, Stair and Porch Material; also Flooring in equally large quantities.




ABOVE

A birds-eye view of our 17-Acre Millwork Factory in Ohio.


LEFT—DOOR WAREHOUSE



RIGHT—ORDER PRICING DIVISION



When you write us about a plan or an estimate, your business will be attended to by an EFFICIENT ORGANIZATION anxious to serve you. We employ architects, draftsmen, estimators, pricers and correspondents to insure you the lowest prices and the best possible service. Our Book of Modern Homes (see inside back cover) shows many styles of houses suitable for every section of the country. Every design has been proved a success.



ABOVE—BUILT-UP COLUMN WAREHOUSE

Write us about the building you intend to do. We will answer your letters promptly and intelligently.


Factories and Offices

EVERY day hundreds of orders for materials and requests for plans and estimates come from all parts of the country. Efficient workers give every kind of service. We have the largest organization of its kind in the world. Our architects, draftsmen and expert women advisers have mastered home building problems.




ABOVE—ESTIMATING DIVISION

LEFT—A birdseye view of our huge Newark, N. J., Lumber and Millwork Plant. It covers a total of 40 acres, connecting with railroad terminals and ocean going freighters. The plant consists of fourteen manufacturing buildings and has the latest and most efficient modern machinery. Good service is assured, because the plant has a capacity of 100,000,000 feet of lumber per annum.



LEFT—MOLDING WAREHOUSE


RIGHT—MODERN HOMES DIVISION



ABOVE—WINDOW WAREHOUSE

These modern facilities and mammoth stocks make it possible for us to furnish you EXTRA GOOD QUALITY and EXTRA QUICK SERVICE, while our prices enable you to make A SUBSTANTIAL SAVING.

LEFT—A BIRDS-EYE VIEW OF OUR BIG 40-ACRE LUMBER PLANT IN ILLINOIS



Our Guarantee Protects You. See Guarantee on Back Cover.

Big Stocks Prompt Shipments

Our Terms

1—Cash in full with order. You need not hesitate about sending us the full purchase price. If we do not satisfy you in quality, service and saving, send back the material and we will return your money, together with any freight charges you paid.

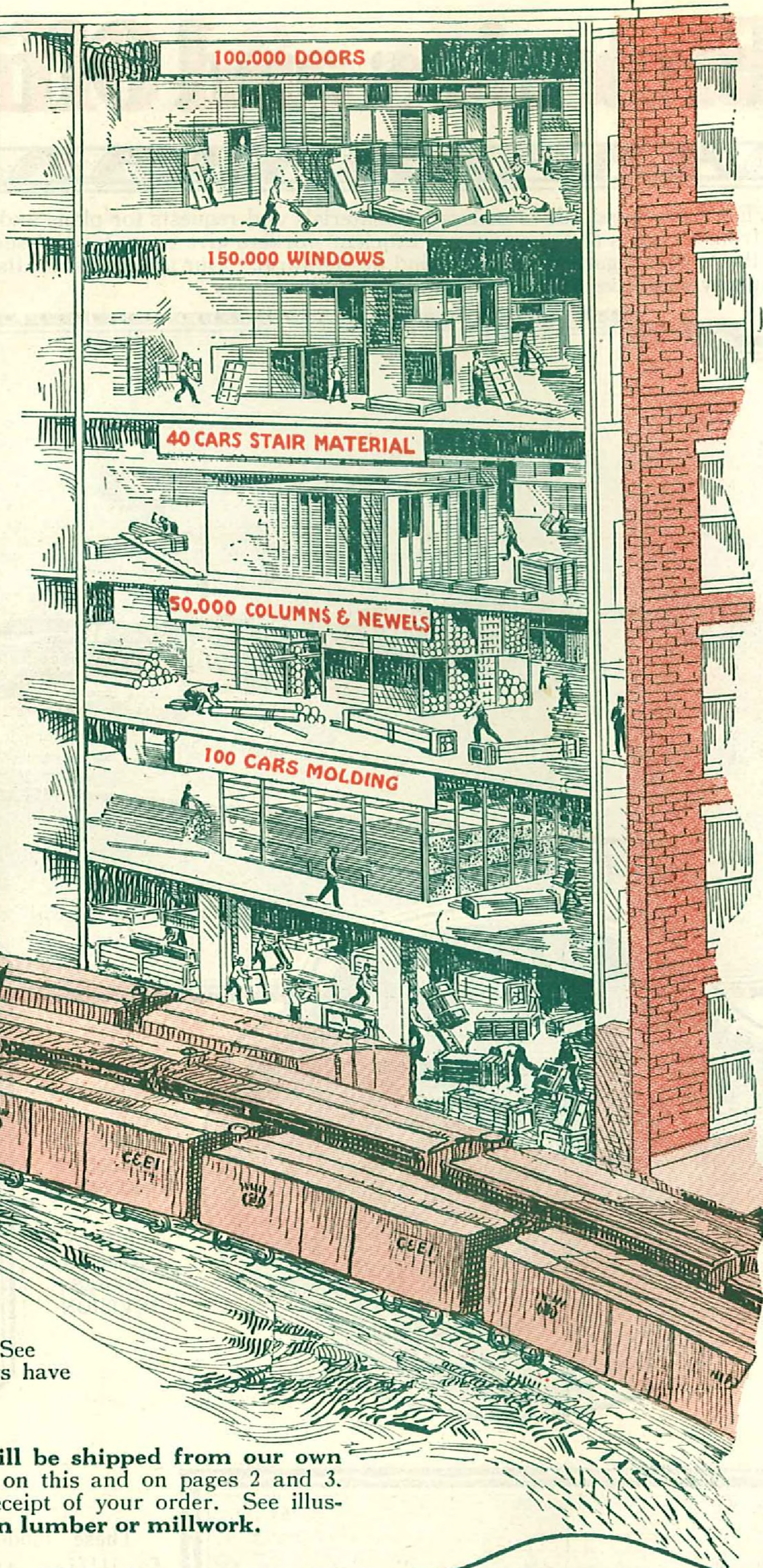
2—Pay for the material as the building goes up. If you are building by an arrangement with a bank or building and loan association, we will ship the material to you upon receipt of a letter from the bank or the building and loan association stating that payments for the material will be made at certain periods as the work progresses.

3—No cash with order. If you want to examine the materials before paying you can deposit the full purchase price in your local bank, and send us the certificate of deposit stating that the money will be paid to Sears, Roebuck and Co. after you have examined the material and find it to be satisfactory.

If you are going to build a complete house, write for our **EASY PAYMENT PLAN.** See inside back cover.

Sectional View Millwork Warehouse

**No Time Lost in Hauling to Depots
Loaded Direct From Building to Cars**



Care in Packing

No concern takes better care in packing and crating material than we do. A tough grade of paper is used to cover our doors, balusters, newels, etc. All exposed parts are carefully protected by sound $\frac{1}{2}$ -inch lumber which will stand the rough handling in transit. All our millwork products are clean and bright.

Quick Delivery

We have unexcelled facilities for making prompt shipments. See sectional view of our Millwork Factory on this page. We always have plenty of all stock items on hand ready for immediate shipment.

Where We Ship From

All millwork in this catalog, unless otherwise stated, will be shipped from our own factory in **NEWARK, N. J.**, interior sections of which we show on this and on pages 2 and 3. Note how material is shipped direct in box cars, promptly upon receipt of your order. See illustration on this page. **We do not pay transportation charges on lumber or millwork.**

Freight Rates

Freight rates on building material are low to almost every section of the country. (See **"Freight Rates on Millwork"** on pages 63 and 64 of this catalog for charges to the principal points in the state you live in.) You can figure from the information on the yellow sheet just how much you will have to pay on any bill of material. Prices in this book do not include transportation charges. Delivered prices quoted on request.

How to Order

Write out your order on the Special Millwork Order blank enclosed in this catalog or on a plain sheet of paper. Be sure to give the numbers shown in catalog; also sizes and quantity required. **Always give width first.**

We will figure your bill of material for you, with freight paid to your station, on request. We know we can save you money.

Sizes, Grades and Weights

All our millwork is guaranteed to be exactly as represented. The sizes listed in this catalog are standard sizes. They are the same sizes handled by all of the leading manufacturers in the country. We give the approximate shipping weights on doors, windows, etc. Approximate molding weights are shown on molding pages. Unless otherwise stated, all millwork is shipped in the white, that is, without paint or varnish.

"Made to Order" Goods

You can save extra money and get your millwork quicker by ordering stock items. If you must have "Made to Order" goods, remember that they will cost you more and you must allow from two to three weeks' extra time. All stock sizes and numbers can be shipped promptly. Odd sizes will have to be made to order. If your order contains both stock sizes and made to order items, please state if you want stock goods sent at once and back order the special items or whether entire order shall be held, awaiting the making of special items.

GOOD ADVICE The wise man always orders building material at least thirty days in advance of the date he intends to use it. Do not wait until the last moment. Place your order early.





The best way to investigate the facts about our "Honor Bill" millwork is to talk to those who use it. The next best way is to read some of the letters written by these users. They serve as a reliable guide to all who are interested in getting the highest quality millwork at the lowest possible prices.



Our Customers Are Enthusiastic~ You'll Be Enthusiastic Too!

When you find you have purchased equal quality for less money, or better quality for the same money, you are naturally well pleased. But when you receive **better** quality for **less** money, you are sure to be enthusiastic. It is only natural that our customers should feel the same way

These testimonials from enthusiastic customers—a few of many thousand—bespeak savings so large, and a degree of satisfaction so great that they are most convincing. Buy from the pages of this book, and when your purchases arrive, you, too, will be just as enthusiastic.

Saved \$2,000.00

I saved at least \$2,000.00. My builder did not have the slightest trouble, and he remarked that in all his career he had never handled such wonderful lumber.

FRANK R. RYNEX

Finest Materials

The material received was of the finest, better than could be obtained locally. I can highly recommend your company for fair and square dealing.

OSCAR W. SWANSON

Saved \$800.00

We are well satisfied with our home, and can honestly say that we saved at least \$800.00.

Our dealings with your company have been very satisfactory in every respect, and recommend you to anyone who intends to build.

ADOLPH TRINKLE

Our Millwork Unexcelled

I can get local mills to verify the statement that your millwork cannot be excelled.

"Guaranteed to Satisfy" is carried out to the fullest extent.

GLENN C. REITER

Materials Are of Finest Quality

We are thoroughly pleased. We have a home which is admired by all who see it. The material furnished by Sears, Roebuck and Co. was of the finest quality throughout, and I do not feel that same could have been duplicated elsewhere. We wish to thank you for your cooperation during construction.

Yours truly,

CLINTON A. ROBERTS



"Never Saw Nicer Floor"— Says Carpenter

In regards to material, I don't think you can get its equal around here. The carpenter who did my finish work said he never saw a nicer floor than mine—and him a man with 30 years of building experience.

ANDREW HORNE

Saved \$500.00— Got Better Material

We believe that we at least saved \$500.00 on our house besides getting much better material than could possibly have been purchased locally.

JOHN H. TOMPKINS

Best Materials He Ever Used

The lumber, millwork, doors, windows, hardware and plaster board were the best materials I have worked for years. I have not found anything to beat it for smoothness and quality.

JOHN W. PARKER

Millwork as Good Today as When Bought 14 Years Ago

About 14 years ago I purchased through your Chicago house seven Birch doors, 2'6"x6'6", laminated, a pair of leaded glass cupboard-doors and enough Maple Flooring to finish 4 rooms and hallway in a farm house I was remodeling. The whole lot cost me less delivered than the flooring alone would have, purchased locally. I had occasion to visit the present owner a few weeks ago and found the woodwork looking as good as the day it was installed. I can recommend your lumber and millwork with strongest praise to anyone.

F. B. ENGLER

Prompt Service

We wish to thank you for your very prompt service, in sending Millwork and Hardware. I am well pleased with everything. Surely are glad we could make a saving of \$177.78 buying from Sears, Roebuck and Co. The doors are very satisfactory.

MRS. J. B. KEEFER

Saved \$500.00

Your finishing materials cannot be beat at any price. We have talked over the saving and we think we saved no less than \$500.00 on the lumber, millwork, plumbing fixtures, light fixtures and paint.

JAMES G. FICKES

Saved \$1,500.00

The quality of the material you provided was excellent and I feel I saved \$1,500.00 over what it would have cost me elsewhere.

FRED A. BRISTOL

"Millwork First Class"— Says Carpenter

I take great pleasure in stating that the millwork I received from you last fall was first class in every respect.

I would recommend it to all. I am a carpenter myself, therefore I know.

CHARLES A. LYON

Not One Flaw in Material

You can print all you wish as to the good quality and the saving of your building material. In the whole amount I got there was not one flaw.

R. M. FLAIG

Addresses furnished upon request.

**[Honor Built
MILLWORK]**

Entrance Doors

THE entrance door creates the first impression of your home. When choosing an entrance door, select one that harmonizes with the exterior architecture. You can select one from the many designs shown in this book that will be best suited for your house. And again perhaps you may decide to change the style of your house front. For complete front entrances, see pages 17 to 20.

Description of All Our Fir Doors

Quality

Made of **Clear Fir**. Can be exposed to the weather, will not warp or shrink when finished. It is light, strong and durable. Takes stain or varnish, and is an ideal wood for paint or enamel. All doors shown as 1 $\frac{3}{8}$ inches thick, can be furnished 1 $\frac{3}{4}$ inches thick for \$2.00 extra.

How They Are Made



The stiles and rails are joined together with hardwood dowels and waterproof glue, under enormous pressure. Perfect workmanship guaranteed. Carefully sanded.

Glazing

Glazed with selected clear glass, by competent workmen. Furnished either with selected first quality beveled or plain plate glass, or double strength (D. S.) glass. Glass is securely held in place with wood stops.




Continued on opposite page

Shipped From Our Own Factory in NEWARK, N. J., Not Prepaid.



SIZES 1¾ Inches Thick				Glass Size in Inches	63PM187 Glazed as Illus- trated, Bevel Plate Glass	63PM188 Glazed Plain D. S. Glass	Shpg. Wt., Lbs.
Width		Height					
Ft.	In.	Ft.	In.				
2	8	6	8	22x22	\$ 12.20	\$8.25	90
3	0	6	8	26x22	13.00	8.65	100
3	0	7	0	26x22	13.65	9.60	105

FOR DOOR FRAMES SEE
PAGES 32 and 34



SIZES 1 $\frac{3}{8}$ Inches Thick				Glass Size in Inches	63PM9860 As Illustrated, Glazed Clear D. S. Glass	Shpg. Wt., Lbs.
Width		Height				
Ft.	In.	Ft.	In.			
2	6	6	6	21 $\frac{1}{2}$ x24	\$3.75	70
2	6	6	8	21 $\frac{1}{2}$ x26	3.85	73
2	8	6	8	23 $\frac{1}{2}$ x26	4.00	75
2	10	6	10	25 $\frac{1}{2}$ x28	4.50	85
2	8	7	0	23 $\frac{1}{2}$ x30	4.40	80
3	0	7	0	27 $\frac{1}{2}$ x30	4.85	90

SIZES 1 $\frac{3}{8}$ Inches Thick				Glass Opening Size in Inches	63PM301 Glazed Six Lights D. S. Glass	Shpg. Wt., Lbs.
Width		Height				
Ft.	In.	Ft.	In.			
2	6	6	8	21 $\frac{1}{2}$ x38	\$5.25	80
2	8	6	8	23 $\frac{1}{2}$ x38	5.40	85
3	0	6	8	27 $\frac{1}{2}$ x38	5.95	90
3	0	7	0	27 $\frac{1}{2}$ x42	6.25	100

SIZES 1 $\frac{3}{8}$ Inches Thick				Glass Opening Size in Inches	63PM189 Glazed One Light Bevel PlateGlass	63PM190 Glazed One Light Clear D.S.Glass	Shpg. Wt., Lbs.
Width		Height					
Ft.	In.	Ft.	In.				
2	6	6	8	21 $\frac{1}{2}$ x38	\$10.60	\$3.85	80
2	8	6	8	23 $\frac{1}{2}$ x38	11.60	4.15	85
3	0	6	8	27 $\frac{1}{2}$ x38	12.65	4.50	90
3	0	7	0	27 $\frac{1}{2}$ x42	14.10	5.10	100

ALL DOORS 1 $\frac{3}{8}$ INCHES THICK CAN BE FURNISHED 1 $\frac{3}{4}$ INCHES THICK FOR \$2.00 EXTRA

Entrance Doors

[Honor Bill]
MILLWORK

THESE doors all have heavy bevel plate glass lights, and are in perfectly good taste for any type of homes, both large and small. They can also be furnished with double strength glass for those desiring a lower price door. If you are in doubt as to the best design for your particular type of house, write us, and we will be very glad to make a recommendation.

Designs

Our designs are architecturally correct—they have been approved by authorities. The stiles, rails and glass are correctly proportioned, presenting a massive and dignified appearance. This strong construction makes them ideal for outside doors.


Important Notice: These doors can be mortised to receive any lock set shown on pages 76 and 77 for 25c extra. State catalog number of lock for which door is to be mortised. Be sure to state if hinges are to be on left or right hand side as you face door from outside.

Securely Crated. Carefully wrapped in tough paper, crated with sound lumber. Will reach you bright and clean.

Safe Delivery Guaranteed

*Shipped From Our Own
Factory in NEWARK, N. J.,
Not Prepaid.*




ALL DOORS 1 $\frac{3}{8}$ INCHES THICK
CAN BE FURNISHED 1 $\frac{1}{4}$ INCHES
THICK FOR \$2.00 EXTRA



FOR DOOR FRAMES SEE
PAGES 32 AND 34

SIZES 1½ In. Thick				Glass Opening Size in Inches	63PM379 Glazed Bevel Plate Glass as Illustrated	Shpg. Wt., Lbs.	63PM386 Glazed Clear Double Strength Glass	Shpg. Wt., Lbs.
Width		Height						
Ft.	In.	Ft.	In.					
2	8	6	8	20x56	\$16.40	95	\$7.75	85
2	6	7	0	18x60	15.65	95	7.85	85
2	8	7	0	20x60	16.70	100	8.10	90
2	10	6	10	22x58	17.35	100	8.30	90
3	0	6	8	24x56	18.25	103	8.35	93
3	0	7	0	24x60	18.75	105	8.60	95

Can be furnished 1 $\frac{1}{4}$ inches thick for \$2.00 extra.



SIZES 1 3/8 Inches Thick				Glass Open- ing Size in Inches	63PM415 Glazed Plain Plate Glass	Shpg. Wt., Lbs.	63PM-14 Glazed Clear Double Strength Glass	Shpg. Wt., Lbs.
Width		Height						
Ft.	In.	Ft.	In.					
2	8	6	8	20x56	\$13.50	95	\$8.25	85
2	6	7	0	18x60	14.10	95	8.35	85
2	8	7	0	20x60	14.35	100	8.50	90
2	10	6	10	22x58	14.48	100	8.65	90
3	0	6	8	24x56	14.50	103	8.55	93
3	0	7	0	24x60	14.80	105	8.85	95

SIZES 1 $\frac{3}{8}$ In. Thick				Glass Opening Size in Inches	63PM375 Glazed Bevel Plate Glass as Illustrated	Shpg. Wt., Lbs.	63r M387 Glazed Clear Double Strength Glass	Shpg. Wt., Lbs.
Width		Height						
Ft.	In.	Ft.	In.					
2	8	6	8	20x56	\$18.50	95	\$8.30	85
2	6	7	0	18x60	19.15	95	8.20	85
2	8	7	0	20x60	19.85	100	8.55	90
2	10	6	10	22x58	20.00	100	8.70	90
3	0	6	8	24x56	20.25	103	8.95	93
3	0	7	0	24x60	21.20	105	9.30	95

SIZES 1½ In. Thick				Glass Size in Inches	63PM396 Glazed Bevel Plate Glass as Illustrated	Shpg. Wt., Lbs.	63PM391 Glazed Clear Double Strength Glass	Shpg. Wt., Lbs.
Width		Height						
Ft.	In.	Ft.	In.					
2	8	6	8	20x56	\$13.90	100	\$5.30	80
3	0	6	8	24x56	15.75	105	5.90	85
3	0	7	0	24x60	17.70	110	6.30	95

**[Honor Bill
MILLWORK]**

Entrance Doors

Distinctive V-Joint Design

CHOOSE the entrance to your home with care, for it is a direct reflection of your tastes and ideals.

Here we offer a choice of four doors with several different treatments of light openings, so you can pick just the one that seems to best adapt itself to your particular style of home. They are new, "different" and distinctive, and will bring the quaint charm of Sunny Spain or delightful Old England to your very threshold.

Made of Clear White Pine
1 3/4 Inches Thick


V-joint design doors made of Clear White Pine. Glazed with best quality clear double strength glass. These doors are of slab construction, having V joints cut in the extra thick veneer to give it the effect of planks nailed together. Can be furnished in square, rounded, Gothic and segment design tops. Back of door is plain.

Important Notice—Mortised to receive any lock set shown on pages 76 and 77 for 25c extra. State catalog number of lock for which door is to be mortised. Be sure to state if lock is to be on left or right hand side as you face door from outside.

Securely Crated. Carefully wrapped in tough paper, crated with sound lumber. Will reach you bright and clean.

Forged ornamental door hinge straps. Furnished in Swedish finish, complete with stub screws, and can be shipped with door direct from our factory in NEWARK, N. J., or from our PHILADELPHIA Store.

9PM4702—Curved Strap Hinge, 2 ft. 1 in. long. Each.....\$4.85
9PM4701—Straight Strap Hinge, 8 3/4 in. long. Each......89
9PM4701—Straight Strap Hinge, 17 1/2 in. long. Each.....2.00
9PM4701—Straight Strap Hinge, 22 in. long. Each.....2.85
The above hardware is strictly ornamental. Regular hinges must be used, and are priced separately on pages 76 and 77.



63PM300

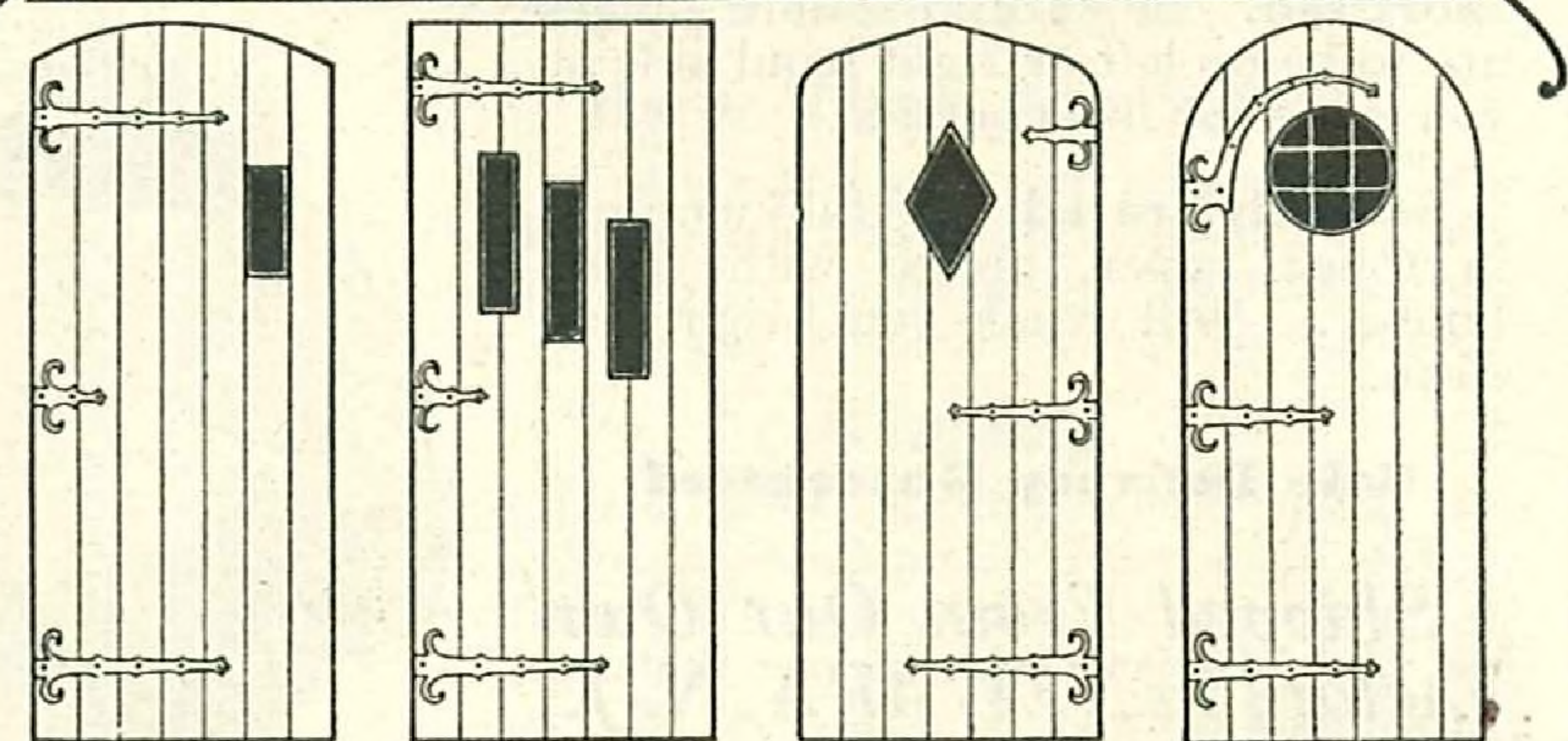
Rounded Top Design

Door 63PM300 glazed with 6 lights of glass as shown in illustration above. Door 63PM299 glazed circle light divided into nine small lights. See small illustration to the right.

SIZES				63PM300 Glazed 6 Lights Glass	63PM299 Glazed Circle Light Glass	Shpg. Wt., Lbs.
Width	Height					
Ft.	In.	Ft.	In.			
3	0	6	8	\$21.75	\$25.50	80
3	0	7	0	22.25	26.00	85

Forged Door Hinge Straps not included.

**FOR DOOR FRAME
SEE PAGES 32 and 34**



63PM288


63PM298

63PM296

63PM299

Seven Different Styles of Lights From Which to Choose

Our V-joint design doors are carried in stock without the opening for the light of glass. Seven different styles of lights are illustrated on this page. Anyone of the seven lights can be furnished. We illustrate two designs of lights in each door that are best suited to its design. Write for price on Oak Doors.




63PM310

Square Top Design

Door 63PM310 is illustrated above; door 63PM298 is shown in small illustration at top of page.

SIZES				63PM310 Without Light	63PM298 Glazed Three Vertical Lts.	Shpg. Wt., Lbs.
Width	Height					
Ft.	In.	Ft.	In.			
3	0	6	8	\$15.40	\$24.50	80
3	0	7	0	15.90	25.00	85

Forged Door Hinge Straps not included.




63PM297

Gothic or Tudor Design

Door 63PM297 is illustrated above; door 63PM296 is shown in small illustration at top of page.

SIZES				63PM297 Glazed Four Lights	63PM296 Glazed Diamond Light	Shpg. Wt., Lbs.
Width	Height					
Ft.	In.	Ft.	In.			
3	0	6	8	\$24.00	\$22.75	80
3	0	7	0	24.50	23.25	85

Forged Door Hinge Straps not included.



63PM287

Segment Top Design

Door 63PM287 is illustrated above; door 63PM288 is shown in small illustration at top of page.

SIZES				63PM287 Glazed Nine Lights	63PM288 Glazed Rectangular Light	Shpg. Wt., Lbs.
Width	Height					
Ft.	In.	Ft.	In.			
3	0	6	8	\$22.50	\$18.50	80
3	0	7	0	23.00	19.00	85

Forged Door Hinge Straps not included.

Shipped From Our Own Factory in NEWARK, N. J., Not Prepaid

Entrance Doors [Honor Bilt MILLWORK]



DELIGHTFULLY Colonial in treatment and reminiscent of Revolutionary days or the grandeur of Southern Mansions. These doors are readily adaptable to the small home or cottage. They breathe of hospitality and cheerfulness, and welcome the visitor with a friendly gesture.

They are all simple, interesting, and appealing, and lend a pleasing charm and dignity to any front entrance.

Clear Fir Doors Quality


Made of **Clear Fir**. $1\frac{3}{4}$ inches thick. Can be exposed to the weather, will not warp or shrink when finished. It is light, strong and durable. Takes stain or varnish, and is an ideal wood for paint or enamel.

For complete specifications see pages 8 and 9.



63PM9185
 $1\frac{3}{4}$ Inches Thick

SIZES				Size of Opening for Glass, in Inches	63PM9185 Glazed Leaded D. S. Glass	Shpg. Weight, Pounds
Width		Height				
Ft.	In.	Ft.	In.			
2	8	6	8	22x18	\$ 10.70	80
3	0	7	0	22x22	11.55	90



63PM393
 $1\frac{3}{4}$ Inches Thick

SIZES				GLAZED With Clear Double Strength Glass 63PM393 Each	Shpg. Weight, Pounds
Width		Height			
Ft.	In.	Ft.	In.		
2	8	6	8	\$10.50	85
3	0	7	0	11.35	90

NOTICE—We will mortise any of these doors to receive any lock set shown on pages 76 and 77 for 25c extra. State catalog number of lock for which door is to be mortised. Be sure to state if hinges are to be on left or right hand side as you face door from outside.

Interior Six-Panel Colonial Doors

$1\frac{3}{8}$ Inches Thick


63PM673

(See Illustration at the Right)

Interior Colonial design door made of **Clear Fir**, $1\frac{3}{8}$ inches thick, with wide stiles and rails. Solid raised panels held in place with solid sticking. Sanded, ready for finish. Ideal for paint or enamel.

The following doors for interior use are $1\frac{3}{8}$ inches thick.

SIZES				Six-Panel Design 63PM673	Shpg. Wt., Lbs.
Width		Height			
Ft.	In.	Ft.	In.		
2	0	6	8	\$3.75	42
2	6	6	8	4.30	54
2	8	6	8	4.50	58
2	6	7	0	4.65	57
2	8	7	0	4.85	61



63PM388
 $1\frac{3}{4}$ Inches Thick

SIZES				63PM388 Each	Shipping Weight, Pounds
Width		Height			
Ft.	In.	Ft.	In.		
3	0	6	8	\$5.95	65
3	0	7	0	6.45	70

*Shipped From Our Own Factory
in NEWARK, N. J., Not Prepaid.*

[Honor Bill
MILLWORK]

High Grade Clear Fir

ON THIS and the following page is shown our complete line of beautiful interior doors, furnished in various kinds of wood, and made of materials carefully selected for grain and color. Each design is architecturally correct as approved by leading architects, and reflects the most practical designs. All our doors are carefully sandpapered, giving them a fine, smooth finish, which readily takes stain or varnish, or is ideal for paint or enamel.

Our assortment of interior doors is made of the choicest grades of **Clear Fir**, **Clear Oak** or **Clear Birch**.

Our **FIR DOORS** are made of **Beautiful Clear Fir**, stiles and rails are made of solid edge grain material, well proportioned. A strong, durable door with pleasing contrast in the grain in the stiles and rails and the panel.

Packing—Wrapped in tough paper and securely crated for shipping. They will reach you bright and clean.

Five-Cross Panel Design
No. 63PM192—No. 63PM6250
Five-cross panel design doors are always popular, appropriate for any building, and inexpensive. For sizes and prices see table below.

Vertical Two-Panel Design
No. 63PM194

Long vertical lines in the above design add height to low rooms. Of good proportions and suitable for any house. For sizes and prices see table below.

Price Table

SIZE				Five-Cross Panel Design				Vertical Two-Panel Design				One-Panel Design			
Width		Height		"A" Quality Clear Fir 63PM192		Veneered Plain Red Oak 63PM6250		"A" Quality Clear Fir 63PM194		"A" Quality Clear Fir 63PM191		"A" Quality Clear Fir 63PM191		"A" Quality Clear Fir 63PM191	
Ft.	In.	Ft.	In.	Each	Shpg. Wt. Lbs.	Each	Shpg. Wt. Lbs.	Each	Shpg. Wt. Lbs.	Each	Shpg. Wt. Lbs.	Each	Shpg. Wt. Lbs.	Each	Shpg. Wt. Lbs.
2	0	6	0	\$2.44	38			\$2.87	38	\$2.56	38				
2	0	6	6	2.56	41			3.01	41	2.69	41				
2	4	6	6	2.82	45										
2	6	6	6	2.96	53	\$8.15	75	3.48	53	3.11	53				
2	0	6	8	2.60	42			3.06	42	2.73	42				
2	4	6	8	2.88	50	7.95	73	3.38	50	3.02	50				
2	6	6	8	3.00	54	8.25	78	3.53	54	3.15	54				
2	8	6	8	3.14	58	8.65	84	3.69	58	3.30	58				
2	0	7	0	2.82	45			3.31	45	2.96	45				
2	4	7	0		55			3.64	55	3.26	55				
2	6	7	0	3.24	57			3.81	57	3.40	57				
2	8	7	0	3.38	61	9.30	88	3.97	61	3.55	61				
3	0	7	0	3.68	70										

Sizes not priced are not carried in stock. Write for price.
Shipped from our own factory in NEWARK, N. J. Not prepaid

One-Panel Design
No. 63PM191

Single panel doors are always popular; they display to better advantage the natural beauty of the grain in the wood. For sizes and prices see table to the left.

Interior Doors [Honor Bill MILLWORK]

Oak and Birch



Our **HARDWOOD DOORS** are made of the **Highest Grade Oak or Birch Veneers**, selected for grain and color. The stiles and rails are built of White Pine cores, locked, joined and glued together, with the grain turned in different directions, which avoids warping.

Oak strips are placed on each edge of the stiles and rails before the veneer is applied, giving the door the same appearance as having been built of solid hardwood.

All Panels in our doors are three-ply laminated construction, selected for beautiful grain and color. In these panels the center layer has the grain running in the opposite direction. This construction makes an extra strong panel that will not warp or check.


The Molding around the panels is solid sticking, perfect in workmanship.

Trim to match these doors is illustrated, priced and described separately on pages 36 to 41.




Regular Two-Panel Design

No. 63PM193—No. 63PM6252—No. 63PM6253
Popular wherever the need is for simplicity. Staple pattern that is good taste in any home. For sizes and prices see table below.




Inverted Two-Panel Design
No. 63PM184

Standard and harmonizes with almost any interior scheme. Frequently used with mission or colonial architecture. For sizes and prices see table below.




All Doors Shipped from our
Factory in NEW JERSEY
Not Prepaid



One-Panel Subframe Design Door
No. 63PM181—No. 63PM6255—No. 63PM6256

A new beautiful design. Has become very popular as it harmonizes with almost any interior scheme. For sizes and prices see table to the right.



Price Table

SIZES		One-Panel Subframe Design			Inverted Two-Panel Design	Regular Two-Panel Design			Shpg. Wt., Lbs.	
Width Ft.	Height In.	"A" Quality Clear Fir 63PM181	Veneered Birch 63PM6255	Veneered Oak 63PM6256	"A" Quality Clear Fir 63PM184	"A" Quality Clear Fir 63PM193	Veneered Plain Red Oak 63PM6252	Veneered Birch 63PM6253	Fir	Oak and Birch
2 0	6 0	\$3.22			\$2.71	\$2.50		\$5.45	38	55
2 0	6 6	3.34	\$6.30	\$9.25	2.85	2.62	\$7.65	5.55	41	60
2 4	6 6	3.60	6.70	9.85		2.89	8.35		48	70
2 6	6 6	3.74	6.80		3.29	3.03	8.75	6.10	53	75
2 0	6 8	3.38	6.50	9.30	2.89	2.67	7.75		42	62
2 4	6 8	3.66	6.65	9.75	3.20	2.95	8.55	5.90	50	73
2 6	6 8	3.78	6.85	10.10	3.34	3.08	8.85	6.10	54	78
2 8	6 8	3.92	7.15	10.45	3.49	3.22	9.25	6.40	58	84
2 0	7 0	3.60	7.25	10.00	3.14	2.89	8.35		45	66
2 4	7 0	3.88	7.40	10.45	3.45	3.18			55	80
2 6	7 0	4.02	7.50	10.75	3.60	3.32	9.55	6.65	57	83
2 8	7 0	4.16	7.65	11.10	3.76	3.46	9.95	6.90	61	88

SIZES NOT PRICED ARE NOT CARRIED IN STOCK. WRITE FOR PRICE.
SHIPPED FROM OUR OWN FACTORY IN NEWARK, N. J., Not Prepaid

Complete Door Sets (Honor Bill MILLWORK)

Perfect Fitting Joints—Better and Cheaper Than Hand Fitted

Save money by ordering complete door sets, CUT TO EXACT SIZE, and perfectly machined. Door, jamb, interior casing, head casing, base blocks, etc., all cut to exact size. No trimming or cutting necessary except the planing of edges on door, a simple bit of work that should be done on the job. Door is mortised for lock. The door in illustration is the one-

panel subframe design 63P181 priced separately on page 15. Door sets are also quoted with regular two-panel design, 63P193 (see page 15), and vertical two-panel design, 63P194 (see page 14). These complete door sets are for inside doors only. **Prices for complete outside door sets quoted on request.** Just tell us the catalog number and size of outside door.

SPECIFICATIONS

DOOR. Clear Fir. Stiles and rails, except bottom rail, are 4 3/4 in. wide and 1 3/8 in. thick with solid sticking and perfect joints. Bottom rail is 9 3/4 in. wide. **PANELS** have beautifully figured grain and color and are 3-ply laminated. **The best soft wood door made.** Illustrated and priced separately on pages 14 and 15.

TRIM SETS. Made of clear fir. Molded cap design. For both sides of door. Head casing, cap mold and fillet nailed together. Cap mold is "returned." No miters to open. Casing, head casing and base blocks are round edge. Sizes as follows:

Head cap: 1 1/8 in. thick by 2 in. wide.
Head casing: 3/4 in. thick by 4 5/8 in. wide.
Fillet: 1/8 in. thick by 1 in. wide.
Side casing: 3/4 in. thick by 4 1/4 in. wide.
Base blocks: 1 1/8 in. by 4 1/2 in. by 10 in.

Molded cap design, ready cut trim sets are illustrated and priced separately on page 39. **Back band trim** sets on page 40, and can be furnished with these complete door sets instead of molded cap design trim. For prices see table below.

JAMBS. Made of clear fir, 3/4 in. thick by 5 1/4 in. wide. Furnished with clear fir stops, 3/8 in. by 1 3/8 inches. Sides dadoed to receive head jambs. Sandpapered and polished as smooth as glass. Illustrated and priced separately on page 42.

HARDWARE. Hinges and lock are high grade lemon brass finish in keeping with high quality of door. We do not include thresholds as most people use inside doors without them.

PACKING. We use extra special care in packing these sets. Door is wrapped in tough paper and crated. Jambs are bundled and tied with patent fasteners. Moldings are in corrugated paper which excludes dust and insures bright clean material. Sizes of door marked on both jamb and molding so each set can be matched without opening.

CONTRACTORS!

Save by Ordering Complete Door Sets

Here are a few of the savings you make by ordering complete door sets from this page and complete window sets from page 28:

- 1—Time and trouble in ordering separate parts.
 - 2—Errors in quantity of material.
 - 3—Waste in cutting materials.
 - 4—Nearly a day's work, for each opening.
- Reduce your carpenter bill and get a better job. Every piece is ready cut. No waste—simply nail it in place.

SIZE OF DOOR 1½ Inches Thick				Price of Each Set Includes Door, 2 Sets of Trim, Jambs, Stops, Hinges and Lock								Shpg. Wt. of Complete Door Set, Lbs.
				With One Subframe Panel Door		With Two-Panel Door		With Two-Vertical Panel Door		63PM9808 With Back Band Design Trim as Illustrated on Page 40		
				63PM9792 With Molded Cap Design Trim as Illustrated at Left	63PM9793 With Back Band Design Trim as Illustrated on Page 40	63PM9831 With Molded Cap Design Trim as Illustrated at Left	63PM9807 With Back Band Design Trim as Illustrated on Page 40	63PM9832 With Molded Cap Design Trim as Illustrated at Left				
									Width		Height	
Ft.	In.	Ft.	In.									
2	0	6	0	\$8.24	\$7.84	\$7.52	\$7.12	\$7.89	\$7.49	114		
2	0	6	6	8.36	7.96	7.64	7.24	8.03	7.63	117		
2	6	6	6	8.76	8.36	8.05	7.65	8.50	8.10	129		
2	0	6	8	8.40	8.00	7.69	7.29	8.08	7.68	124		
2	4	6	8	8.68	8.28	7.97	7.57	8.40	8.00	126		
2	6	6	8	8.80	8.40	8.10	7.70	8.55	8.15	130		
2	8	6	8	8.94	8.54	8.24	7.84	8.71	8.31	136		
2	0	7	0	8.92	8.42	8.21	7.71	8.63	8.13	134		
2	4	7	0	9.20	8.70	8.50	8.00	8.96	8.46	138		
2	6	7	0	9.34	8.84	8.64	8.14	9.13	8.63	140		
2	8	7	0	9.48	8.98	8.78	8.28	9.29	8.79	142		

Shipped From Our Own Factory in NEWARK, N. J., Not Prepaid

Mirror Doors CHARMING AND PRACTICAL

Glazed with fine quality thick polished plate glass mirror.

Used as closet doors in bedrooms and halls. Ornamental and useful. Back of doors made to match any design of door shown on pages 14 and 15. For prices see below.


Any of our Oak or Birch Panel Doors shown on pages 14 and 15 can be supplied with mirrors. For prices add to the prices below the difference between the price on pages 14 and 15 of a hardwood and softwood door of the same size and design as priced on this page.

Following Mirror Doors Are 1 3/8 Inches Thick

Width		Height		Mirror Size, Inches	With Fir Subframe Door 63PM9045	With Two- Panel Fir Door 63PM9081	With Oak Subframe Door 63PM9046	With Birch Subframe Door 63PM9047	Shpg. Wt. Lbs.
Ft.	In.	Ft.	In.						
2	0	6	0	14x58	\$14.25	\$16.45	\$22.20	\$19.10	85
2	0	6	6	14x64	15.15	18.25	23.15	20.20	88
2	0	6	8	14x66	15.65	18.60	23.65	20.85	90
2	0	7	0	14x70	16.60	19.80	25.15	21.90	95
2	4	6	6	18x64	18.90	21.45	27.10	23.95	95
2	4	6	8	18x66	19.30	21.95	27.60	24.45	95
2	4	7	0	18x70	20.55	23.30	29.30	26.00	105
2	6	6	6	20x64	20.30	23.80	28.80	25.55	95
2	6	6	8	20x66	21.00	24.65	29.45	26.10	100
2	6	7	0	20x70	22.25	26.20	31.20	27.92	105




Shipped From Our Own Factory in
NEWARK, N. J., Not Prepaid



**[Honor Bill
MILLWORK]**

Front Entrances

**[Honor Bill
MILLWORK]**



Entrance Complete, Nos. 63PM9838-63PM9839-63PM9704
Price Includes Door, Side Lights and Frame
ENTRANCE COMPLETE
(As illustrated above)



Entrance Complete, Nos. 63PM9835-63PM9836
Price Includes Door, Side Lights and Frame
ENTRANCE COMPLETE
(As illustrated above)

Sizes of Opening for Frames				DOOR SIZES TO FIT				FIR		OAK	Shipping Wt., Lbs. Complete Entrance
Width		Height		Width		Height		63PM9838	63PM9839	63PM9704	
Ft.	In.	Ft.	In.	Ft.	In.	Ft.	In.	Glazed Double Strength Glass	Glazed Bevel Plate Glass	Glazed Bevel Plate Glass	
5	6	7	1	2	8	6	8	\$22.40	\$43.15	\$54.65	260
5	10	7	5	3	0	7	0	24.60	48.35	58.65	305

The Door or Any Other Article Shown in Our Entrances Can Be Purchased Separately. For Prices and Description See Below

DOOR, Nos. 63PM391 and 63PM396 of Clear Fir (1 1/4 inches thick), or No. 63PM60 highest grade veneered Oak (1 1/4 inches thick). Glazed with either double strength or bevel plate glass. Clear Fir door described on page 9. Veneered Oak door described on page 12.

DOORS ONLY (As illustrated above)

SIZES				CLEAR FIR DOORS		VEENEERED OAK DOORS	Shpg. Wt., Lbs.
Width		Height		63PM391	63PM396	63PM60	
Ft.	In.	Ft.	In.	Glazed Double Strength Glass	Glazed Bevel Plate Glass	Glazed Bevel Plate Glass	
2	8	6	8	\$5.30	\$15.05	\$20.75	100
3	0	7	0	6.30	18.75	24.25	115

SIDE LIGHTS, Nos. 63PM9846 and 63PM9847, of Clear Fir, or No. 63PM9876 veneered Oak (1 1/4 inches thick). Glazed with either double strength or bevel plate glass. Made in the same manner as our Clear Fir doors, described on page 9, or our superior veneered Oak doors, described on page 12.

SIDE LIGHTS ONLY (As illustrated above)

SIZES				CLEAR FIR SIDE LIGHTS		VEENEERED OAK SIDE LIGHTS	Shpg. Wt., Lbs.
Width		Height		63PM9846	63PM9847	63PM9876	
Ft.	In.	Ft.	In.	Glazed Double Strength Glass Each	Glazed Bevel Plate Glass Each	Glazed Bevel Plate Glass Each	
1	2	6	8	\$3.35	\$8.85	\$11.75	40
1	2	7	0	3.75	9.40	12.20	45

FRAME, No. 63PM6772, with Clear Cypress outside casings (1 1/4 inches thick), and moldings, and Oak sills. Rabbed for 1 1/4 or 1 3/4-inch door. Plain drip cap design, detailed description on page 32.

FRAME ONLY (As illustrated above)

Size of Opening for Frames				Door Sizes to Fit				63PM6772	Shipping Wt., Lbs. Frame
Width		Height		Width		Height			
Ft.	In.	Ft.	In.	Ft.	In.	Ft.	In.		
5	6	7	1	2	8	6	8	\$10.40	80
5	10	7	5	3	0	7	0	10.80	100

Sizes of Opening for Frames				Door Sizes to Fit				63PM9835	63PM9836	Shpg. Wt., Lbs.
Width		Height		Width		Height		Glazed Double Strength Glass	Glazed Bevel Plate Glass	
Ft.	In.	Ft.	In.	Ft.	In.	Ft.	In.			
5	6	7	1	2	8	6	8	\$26.85	\$47.50	255
5	10	7	5	3	0	7	0	28.60	51.45	295

The Door or Any Other Article Shown in Our Entrances Can Be Purchased Separately. For Prices See Below

DOOR, No. 63PM386 or No. 63PM379, of Clear Fir, 1 1/4 inches thick. Glazed with either double strength or bevel plate glass. Described on page 9.

DOORS ONLY (As illustrated above)

SIZES				Glass Size in Inches	Each Door		Shpg. Wt., Lbs.
Width		Height			63PM386	63PM379	
Ft.	In.	Ft.	In.		Glazed Double Strength Glass	Glazed Bevel Plate Glass	
2	8	6	8	20x56	\$7.75	\$16.40	95
3	0	7	0	24x60	8.60	18.75	105

SIDE LIGHTS, No. 63PM6680 or No. 63PM6681, of Clear Fir, 1 1/4 inches thick. Glazed with either double strength or bevel plate glass. Made in the same manner as our Clear Fir doors, described on page 9.

SIDE LIGHTS ONLY (As illustrated above)

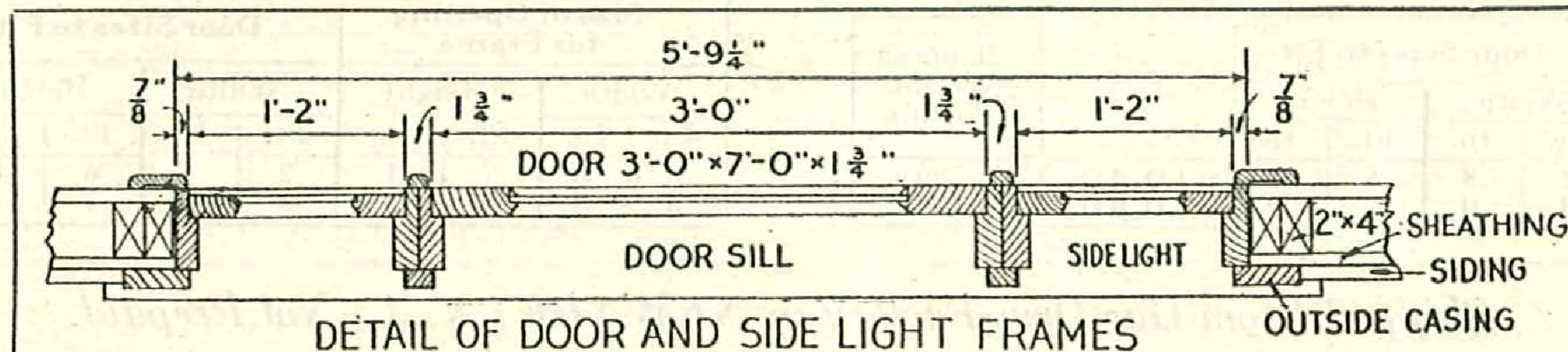
Sizes of Side Lights				Glass Size in Inches	Each Side Light		Shpg. Wt., Lbs.
Width		Height			63PM6680	63PM6681	
Ft.	In.	Ft.	In.		Glazed Double Strength Glass	Glazed Bevel Plate Glass	
1	2	6	8				
1	2	7	0	10x56	\$4.35	\$10.35	40
				10x60	4.60	10.95	45

FRAME, No. 63PM6772, with Clear Cypress outside casings, 1 1/4 inches thick, and moldings, and Oak sills. Rabbed for 1 1/4 or 1 3/4-inch door. Plain drip cap design, detailed description on page 32.

FRAME ONLY (As illustrated above)


Sizes of Opening for Frames				Door Sizes to Fit				63PM6772	Shipping Weight, Pounds
Width		Height		Width		Height		Each	
Ft.	In.	Ft.	In.	Ft.	In.	Ft.	In.		
5	6	7	1	2	8	6	8	\$10.40	80
5	10	7	5	3	0	7	0	10.80	100

Shipped From
Our Own Factory
in NEWARK, N. J.
Not Prepaid




Shipped From
Our Own Factory
in NEWARK, N. J.
Not Prepaid

Front Entrances



Complete Entrance No. 63PM9707



Front or Side Entrance Complete, No. 63PM9837

Price Includes Door, Side Lights and Frame
(As illustrated above)

Size of Opening for Frame				Door Sizes to Fit				Entrance No. 63PM9707 Complete	Shpg. Weight, Pounds
Width		Height		Width		Height			
Ft.	In.	Ft.	In.	Ft.	In.	Ft.	In.		
5	6	7	1	2	8	6	8	\$63.90	285
5	10	7	5	3	0	7	0	66.80	330

The Door or Any Other Article Shown in Our Entrances Can Be Purchased Separately. For Prices and Description See Below

DOOR, No. 63PM68, of highest grade veneered Oak, 1 $\frac{3}{4}$ inches thick. Glazed with leaded art glass. Described on page 12.

DOOR No. 63PM68 (As illustrated above)

Width		Height		Glass Size in Inches	Each	Shipping Weight, Pounds
Ft.	In.	Ft.	In.			
2	8	6	8	20x56	\$25.80	125
3	0	7	0	24x60	\$27.80	140

SIDE LIGHTS, No. 63PM9880, of highest grade veneered Oak, 1 $\frac{3}{8}$ inches thick. Glazed with leaded art glass. Made in the same manner as our superior Oak veneered doors described on page 12.

SIDE LIGHTS No. 63PM9880 (As illustrated above)

Width		Height		Glass Size in Inches	Each	Shipping Weight, Pounds
Ft.	In.	Ft.	In.			
1	2	6	8	10x56	\$13.85	40
1	2	7	0	10x60	\$14.10	45

FRAME, No. 63PM6772, with Clear Cypress outside casings, 1 $\frac{1}{8}$ inches thick; and moldings, and Oak sills. Rabbeted for 1 $\frac{3}{4}$ -inch door. Plain drip cap design, detailed description on page 32.

DRIP CAP FRAME No. 63PM6772 (As illustrated above)

DRIP CAP FRAME NO. 631 M6712 (As illustrated above)

Size of Opening for Frame				Door Sizes to Fit				Each	Shipping Weight, Pounds
Width		Height		Width		Height			
Ft.	In.	Ft.	In.	Ft.	In.	Ft.	In.		
5	6	7	1	2	8	6	8	\$10.40	80
5	10	7	5	3	0	7	0	10.80	100

Price Includes Door and Frame

ENTRANCE COMPLETE, No. 63PM9837

(As illustrated above)

Size of Opening for Frame				Door Sizes to Fit				Complete	Shpg. Weight, Pounds
Width		Height		Width		Height			
Ft.	In.	Ft.	In.	Ft.	In.	Ft.	In.		
3	0	7	1	2	8	6	8	\$28.30	148
3	4	7	5	3	0	7	0	29.45	160

The Door or Any Other Article Shown in Our Entrances Can Be Purchased Separately. For Prices and Description See Below

DOOR, No. 63PM393, of clear Fir (1 $\frac{3}{4}$ inches thick), two vertical solid raised panels, glazed four lights clear double strength glass, described on page 11.

DOOR No. 63PM393 (As illustrated above)


Width		Height		Each	Shpg. Weight, Pounds
Ft.	In.	Ft.	In.		
2	8	6	8	\$10.50	85
3	0	7	0	\$11.35	90

FRAME, No. 63PM9781, with clear Red Cypress outside casing (1 $\frac{1}{8}$ inches thick), moldings, and Oak sill; rabbeted for 1 $\frac{3}{4}$ -inch door, includes brackets, and moldings for hood.

FRAME COMPLETE, No. 63PM9781 (As illustrated above)

Size of Opening for Frame				Door Sizes to Fit				Each	Shpg. Weight, Pounds
Width		Height		Width		Height			
Ft.	In.	Ft.	In.	Ft.	In.	Ft.	In.		
3	0	7	1	2	8	6	8	\$17.80	63
3	4	7	5	3	0	7	0	18.10	70

Shipped From Our Own Factory in NEWARK, N. J., Not Prepaid.



Colonial Entrance Complete, No. 63PM9848

Price Includes Door, Side Lights and Frame
COMPLETE ENTRANCE, No. 63PM9848

Size of Opening for Frame				Door Sizes to Fit				Complete	Shpg. Weight, Pounds
Width		Height		Width		Height			
Ft.	In.	Ft.	In.	Ft.	In.	Ft.	In.		
5	4	7	1	3	0	6	8	\$24.65	215 *
5	4	7	5	3	0	7	0	25.95	240

The Door or Any Other Article Shown in Our Entrances Can Be Purchased Separately. For Prices and Description See Below

COLONIAL DOOR, No. 63PM388, of clear Fir (1 1/4 inches thick), six solid raised panels, solid sticking around panels, described on page 11.
COLONIAL DOOR, No. 63PM388 (As illustrated above).

Width		Height		Each	Shpg. Wt., Pounds
Ft.	In.	Ft.	In.		
3	0	6	8	\$5.95	65
3	0	7	0	6.45	70

COLONIAL SIDE LIGHTS, No. 63PM9737, of clear Fir (1 1/8 inches thick), glazed with clear double strength glass, made in the same manner as our clear Fir doors described on page 9.


COLONIAL SIDE LIGHTS, No. 63PM9737 (As illustrated above)

Width		Height		Each	Shpg. Wt., Pounds
In.		Ft.	In.		
11 1/4		6	8	\$4.15	30
11 1/4		7	0	4.35	35

FRAME, No. 63PM6772, with clear Cypress outside casings (1 1/8 inches thick), and moldings, and Oak sills. Rabbeted for 1 1/4-inch door. Plain drip cap design, detailed description on page 32.

COLONIAL FRAME, No. 63PM6772 (As illustrated above)

Size of Opening for Frame				Door Sizes to Fit				Each	Shpg. Weight, Pounds
Width		Height		Width		Height			
Ft.	In.	Ft.	In.	Ft.	In.	Ft.	In.		
5	4	7	1	3	0	6	8	\$ 10.40	80
5	4	7	5	3	0	7	0	10.80	95



Colonial Entrance Complete, No. 63PM9844

Price Includes Door, Side Lights and Frame
COMPLETE ENTRANCE, No. 63PM9844

Size of Opening for Frame				Door Sizes to Fit				Complete	Shipping Weight, Pounds
Width		Height		Width		Height			
Ft.	In.	Ft.	In.	Ft.	In.	Ft.	In.		
5	4	7	1	3	0	6	8	\$43.20	255
5	4	7	5	3	0	7	0	44.70	280

The Door or Any Other Article Shown in Our Entrances Can Be Purchased Separately. For Prices and Description See Below

COLONIAL DOOR, No. 63PM388, of clear Fir (1 1/4 inches thick), six solid raised panels, solid sticking around panel. Described on page 11.
COLONIAL DOOR, No. 63PM388 (As illustrated above).

Width		Height		Each	Shpg. Wt., Pounds
Ft.	In.	Ft.	In.		
3	0	6	8	\$5.95	65
3	0	7	0	6.45	70

COLONIAL SIDE LIGHTS, No. 63PM9737, of clear Fir (1 1/8 inches thick), glazed with clear double strength glass. Made in the same manner as our clear Fir doors, described on page 9.

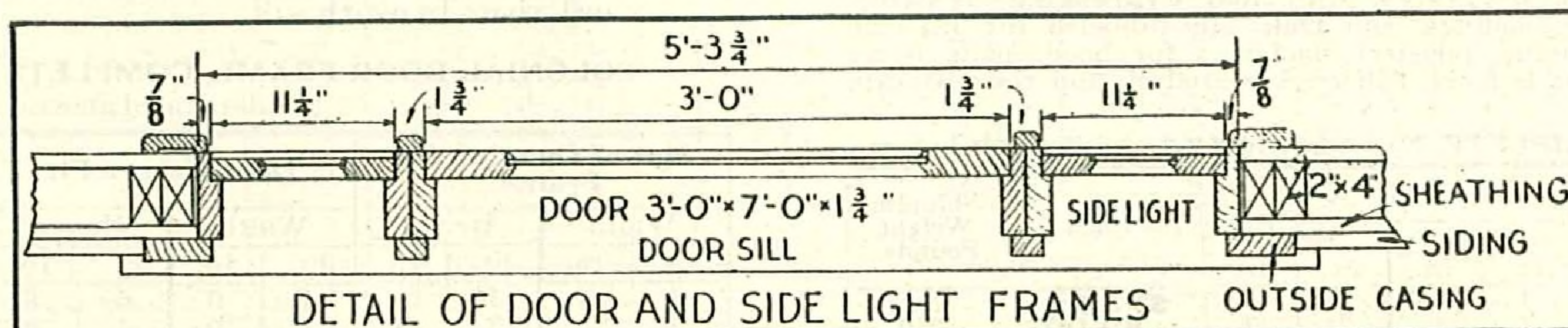
COLONIAL SIDE LIGHTS, No. 63PM9737 (As illustrated above)

Width		Height		Each	Shpg. Wt., Pounds
Inches		Ft.	In.		
11 1/4		6	8	\$4.15	30
11 1/4		7	0	4.35	35


COLONIAL FRAME, No. 63PM9779, with clear Cypress outside casing (1 1/8 inches thick) and moldings, and Oak sill; rabbeted for 1 1/4-inch door, includes pilasters and riser beneath sill.

COLONIAL FRAME, No. 63PM9779 (As illustrated above)

Size of Opening for Frame				To Fit Door Sizes				Complete	Shpg. Weight, Pounds
Width		Height		Width		Height			
Ft.	In.	Ft.	In.	Ft.	In.	Ft.	In.		
5	4	7	1	3	0	6	8	\$28.95	130
5	4	7	5	3	0	7	0	29.55	140



Shipped From Our Own Factory in NEWARK, N. J., NOT PREPAID



Colonial Entrance, Complete, No. 63PM9843

Price Includes Door, Sidelights, Columns, Transom Sash and Frame

COMPLETE ENTRANCE, No. 63PM9843

Size Opening for Frame				Door Size to Fit				Complete	Shipping Weight, Pounds
Width		Height		Width		Height			
Ft.	In.	Ft.	In.	Ft.	In.	Ft.	In.		
5	4	8	4	3	0	6	8	\$33.60	390
5	4	8	8	3	0	7	0	99.50	410

The Door or Any Other Article Shown in Our Entrances Can Be Purchased Separately. For Prices and Description See Below

COLONIAL DOOR, No. 63PM388, made of **clear Fir**, six solid raised panels, solid sticking around panels. Described on page 11.

COLONIAL DOOR, No. 63PM388 (As illustrated above)

Width		Height		Thickness	Each	Shpg. Wt., Lbs.
Ft.	In.	Ft.	In.			
3	0	6	8	1 3/4 in.	\$5.95	65
3	0	7	0	1 3/4 in.	6.45	70

COLONIAL SIDELIGHTS, No. 63PM9737, of **clear Fir**, glazed with clear double strength glass. Made in the same manner as our **clear Fir** doors described on page 9.

COLONIAL SIDELIGHTS, No. 63PM9737 (As illustrated above)

Width		Height		Thickness	Each	Shipping Wt., Lbs.
In.		Ft.	In.			
11 1/4		6	8	1 3/4 in.	\$4.15	30
11 1/4		7	0	1 3/4 in.	4.35	35

TRANSOM SASH, No. 63PM7252, of **clear White Pine**, glazed with clear single strength glass. Made in the same manner as our Glazed Windows, described on page 26.

TRANSOM SASH, 5-LIGHT, No. 63PM7252 (As illustrated above)


Width		Height		Thickness	Each	Shipping Weight, Pounds
Ft.	In.	Ft.	In.			
3	0	1	3	1 3/4 in.	\$4.35	12

COLUMNS, No. 63PM8070, of **clear Fir**, as illustrated above, size, 6x6x8 feet, described and priced separately on page 46.

COLONIAL FRAME, No. 63PM9773, with **clear Cypress** outside casing (1 1/8 inches thick), moldings, and **Oak** sill; rabbeted for 1 3/4-inch door, includes columns, pilasters, moldings for hood, plate boxes and cornice, half circle fascia, half circle spandrel, and riser beneath sill.

COLONIAL FRAME, COMPLETE, No. 63PM9773 (As illustrated above)

Size of Opening for Frame				Door Size to Fit				Each	Shipping Weight Pounds
Width		Height		Width		Height			
Ft.	In.	Ft.	In.	Ft.	In.	Ft.	In.		
5	4	8	4	3	0	6	8	\$75.00	235
5	4	8	8	3	0	7	0	80.00	250



Colonial Entrance, Complete No. 63PM9842

Distance center to center of columns, for 3 ft. door, 5 ft. 4 in

Price Includes Door, Columns and Frame as Described Below

COMPLETE ENTRANCE, No. 63PM9842

Size of Opening for Frame				Door Sizes to Fit				Complete	Shipping Weight, Pounds
Width		Height		Width		Height			
Ft.	In.	Ft.	In.	Ft.	In.	Ft.	In.		
3	4	7	1	3	0	6	8	\$49.95	210
3	4	7	5	3	0	7	0	51.45	225

The Door or Any Other Article Shown in Our Entrances Can Be Purchased Separately. For Prices and Description See Below

COLONIAL DOOR, No. 63PM388, of **clear Fir**, six solid raised panels, solid sticking around panels, described on page 11.

COLONIAL DOOR, No. 63PM388 (As illustrated above)

Width		Height		Thickness	Each	Shipping Weight, Pounds
Ft.	In.	Ft.	In.			
3	0	6	8	1 3/4 in.	\$5.95	65
3	0	7	0	1 3/4 in.	6.45	70

COLUMNS, No. 63PM8070, of **clear Fir**, as illustrated above, size, 6x6x8 feet, described and priced separately on page 46.

COLONIAL FRAME, No. 63PM9780, with **clear Cypress** outside casing (1 1/8 inches thick), and moldings, and **Oak** sill; rabbeted for 1 3/4-inch door, includes columns, pilasters, moldings for hood, plate boxes and cornice, and riser beneath sill.

COLONIAL DOOR FRAME, COMPLETE, No. 63PM9780 (As illustrated above)

Size of Opening for Frame				Door Sizes to Fit				Each	Shipping Weight, Pounds
Width		Height		Width		Height			
Ft.	In.	Ft.	In.	Ft.	In.	Ft.	In.		
3	4	7	1	3	0	6	8	\$44.00	145
3	4	7	5	3	0	7	0	45.00	155

Shipped From Our Own Factory in NEWARK, N. J., Not Prepaid

Screen and Storm Door Combination

A Screen Door in Summer; a Storm Door in Winter


HERE'S the highest class combination storm and screen door made. A high grade screen door in summer—a substantial storm door in winter—at the price of one door. The door remains on hinges all year around—you simply change the center panel in spring and fall. A strong, solid adjustable fastener holds screen or glass panel firmly in place.

Changes from storm door to screen door, or vice versa, quickly—all you need is a screwdriver.

It's the most dependable and easiest adjustment (see illustration at right) together with a most dependable door sash and screen arrangement.

It will no longer be necessary, when the end of the summer comes, to take down the screen door and put up a storm door in its place. This door remains on the hinges the year around.

Standard Storm Doors



Storm Doors

No. 1 Grade Storm Doors

No. 63PM6808

Carefully made of clear soft wood. Perfect coping and sanded. Shipped in the white, suitable either for paint or natural finish. Glazed with high grade double strength glass.


Painted Doors

No. 63PM6800

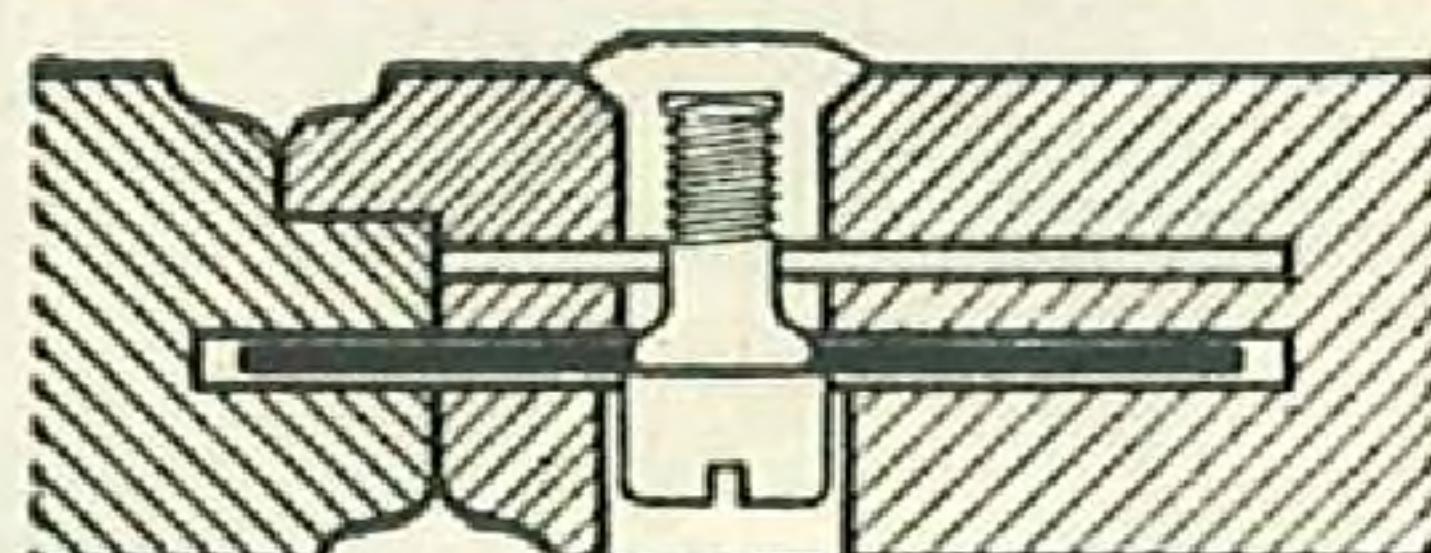

Made from the same grade of lumber usually used in painted doors. While not clear lumber, doors are strong, durable and very carefully painted. Glazed with double strength glass.

Shipped from our factory in New Jersey. Not Prepaid.

SIZES 1 1/8 Inch Thick				Painted Doors Glazed Double Strength Glass	No. 1 Quality Glazed Double Strength Glass	Shpg. Wt., Lbs.
Width	Height					
Ft.	In.	Ft.	In.			
2	6 1/4	6	7	\$4.15	\$4.50	58
2	6 1/4	6	9	4.25	4.60	63
2	8 1/4	6	9	4.80	5.15	68
2	10 1/4	6	11	4.85	5.20	73
3	0 1/4	7	1			



These panels are interchangeable. Simply turn 4 patented adjustable fasteners a quarter turn to change the center panel.



The illustration above shows Patent Adjustable Fastener. Contractors tell us it's the most Practical they've seen.

Our method of fastening the storm and screen panels overcomes rattling. You will note from the illustration above that the metal lock is adjustable. Every half turn of screw operates lock. Increases its pressure and holds panel firmly, also eliminating any chances for rattling.

Specifications

Made of clear White Pine, clear window glass securely held in place with wood stops, and high grade 14-mesh galvanized or 16-mesh bronze wire screen cloth. Side and top rails, 3 3/4 inches wide; bottom rail, 9 1/4 inches wide. This allows a small margin for trimming to insure snug fit. Wood panel at bottom of door. Furnished in the white, without paint or varnish.

Double Duty Combination Screen and Storm Doors

Sizes, 1 1/8 Inches Thick		No. 1 Grade Includes: Solid Door With Patent Fastener, 8-Light Sash Glazed Clear Glass, and Either Galvanized or Bronze Wire Screen Panel		No. 1 Grade Includes: Solid Door With Patent Fastener, 12-Light Sash Glazed Clear Glass, and Either Galvanized or Bronze Wire Screen Cloth		Shpg. Wt., Lbs.
Width	Height	63PM2410 14-Mesh Galv. Wire Screen Panel	63PM2412 16-Mesh Bronze Wire Screen Panel	63PM2411 14-Mesh Galv. Wire Screen Panel	63PM2413 16-Mesh Bronze Wire Screen Panel	
Ft.	In.	Ft.	In.	Ft.	In.	
2	6 1/4	6	7	\$6.25	\$7.00	45
2	6 1/4	6	9	6.30	7.05	48
2	8 1/4	6	9	6.40	7.20	50
2	8 1/4	7	1	6.70	7.55	65
2	10 1/4	6	11	6.85	7.75	60
2	10 1/4	7	1	6.95	7.90	70
3	0 1/4	6	9	7.10	8.05	73
3	0 1/4	7	1	7.15	8.15	75

NOTE—Circle Head Combination Screen and Storm Doors (8-light sash) like design 63PM2410, with 14-mesh Galvanized Wire.


63PM2410 1/2—Size, 3 ft. 1/4 in. wide by 6 ft. 9 in. high. Shipping weight, 73 pounds. Each.....\$15.00

Size, 3 ft. 1/4 in. by 7 ft. 1 in. Shipping weight, 75 pounds. Each.....\$15.25

For 16-mesh Bronze Wire Screen add 70c per door.

Shipped From Our Factory in NEWARK, N. J., Not Prepaid.


**[Honor Bill
MILLWORK]**



4 Reasons Why

this door will serve you best:


(See Illustrations Below)




1 DOOR REMAINS ON HINGES THE YEAR AROUND



2 CHANGE PANELS ONLY



3 PANELS ARE CHANGED FROM INSIDE OF ROOM



4 EASILY PUT AWAY

Save 1/3 on Your Coal Bills!

With Storm Sash-HERE'S PROOF

Our Storm Sash and Doors SAVE YOU MONEY. The homes shown below are the same size and both located in the same town. Mr. A. W. Radloff, however, has storm sash and doors on all windows and doors. By this investment in storm sash and doors he is SAVING EACH YEAR \$30.00 ON HIS COAL BILL. One-third less than it is costing Mr. Hopp. The saving on one year's coal bill alone will pay for the storm sash. Compare the statements of these two owners. Buy here at wholesale, factory-to-you prices. High grade. Full line of stock sizes. Satisfaction guaranteed.

"Storm windows will save 25 to 30 per cent on costs of fuel." The above statement taken from circular letter No. 227, issued in 1927 by the Department of Commerce, Bureau of Standards, Washington, D. C.



**With Storm Sash
\$60.00 for Coal**


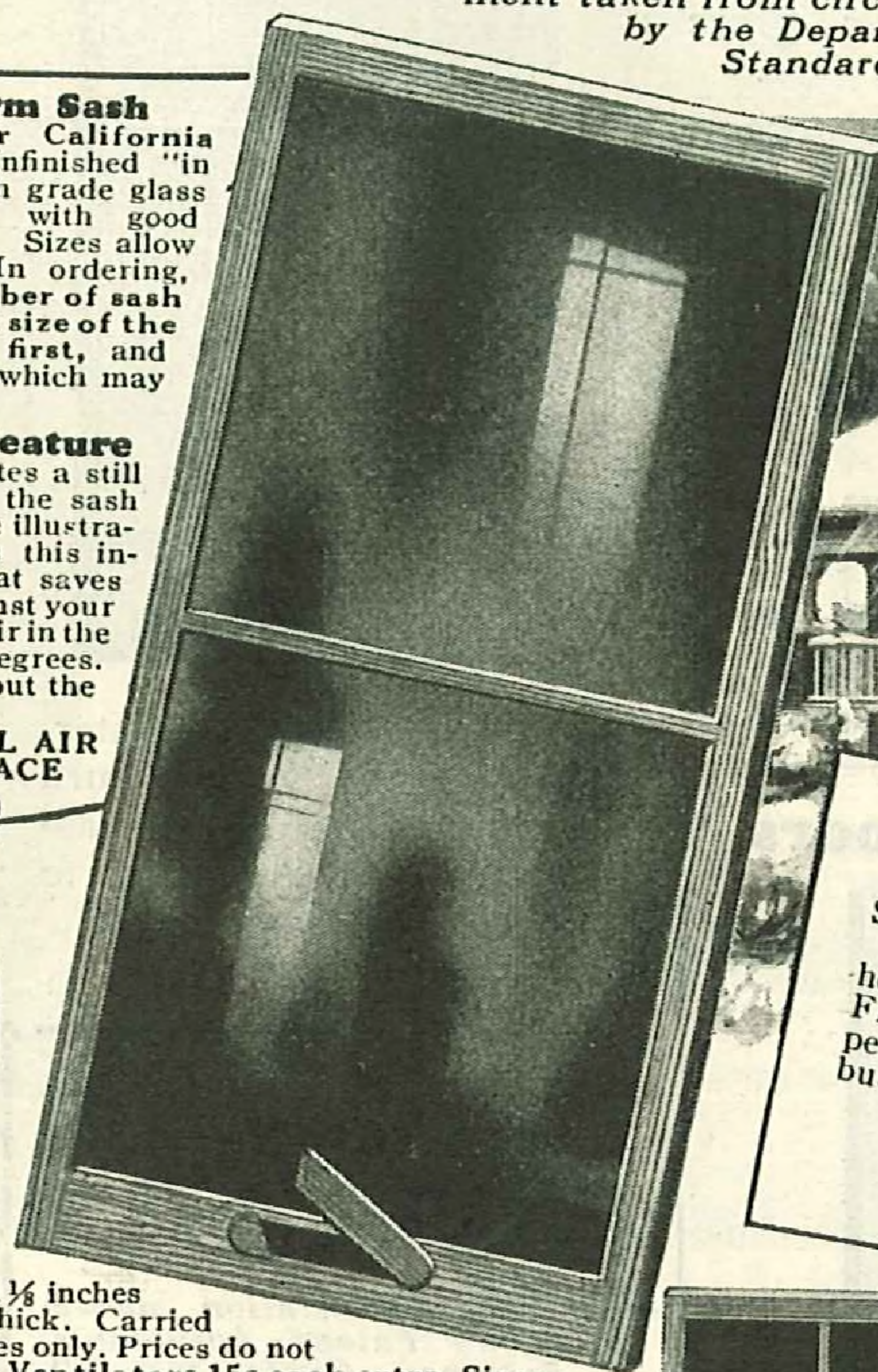
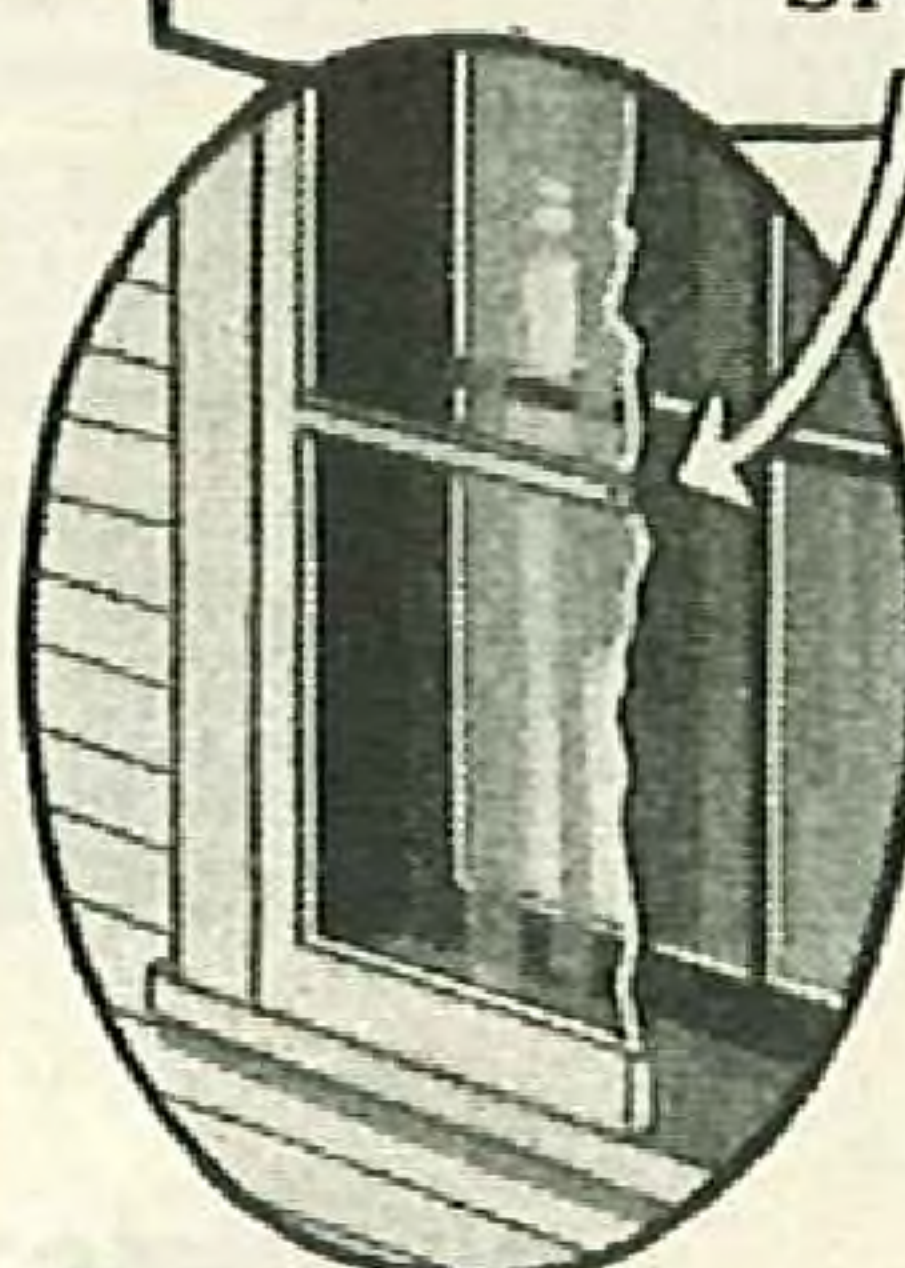
Sears, Roebuck and Co.
We only consumed 5 tons of Joliet Coke to heat our "Honor Bilt" Vallonia home last winter. This cost us \$12.00 per ton (\$60.00). We have storm sash and doors on all windows and doors.

Yours very truly,
ALBERT W. RADLOFF.
(Address furnished on request).

Glazed Storm Sash
Made of clear California white pine. Unfinished "in the white." High grade glass carefully secured with good putty and points. Sizes allow for trimming. In ordering, give catalog number of sash wanted and exact size of the opening, width first, and we will send sash which may be trimmed to fit.

Insulating Feature
Storm sash creates a still air space between the sash and window. (See illustration below.) It is this insulating feature that saves fuel. Cold air against your windows chills the air in the room 15 to 20 degrees. Storm sash keeps out the cold and saves fuel.

STILL AIR SPACE



**No Storm Sash—\$90.00
for Coal**

Sears, Roebuck and Co.
In heating our "Honor Bilt" Vallonia home last winter, we used 10 tons of Franklin County coal. This cost us \$90.00 per ton (\$90.00). We have storm doors but no storm sash on windows.

Yours very truly,
HENRY HOPP
(Address furnished on request).

Two-Light Storm Sash 1 1/8 inches thick. Carried in the following sizes only. Prices do not include ventilators. Ventilators 15c each extra. Sizes not priced are not carried in stock. Shipped from our own factory in NEWARK, N. J. Not prepaid.

Size of Each Light of Glass	Outside Measurement of Sash				63PM7292 Glazed Clear Glass	Shpg. Wt., Lbs.
	Width		Height			
	Ft.	In.	Ft.	In.		
12x20	1	4	3	11 5/8	\$1.06	23
12x24	1	4	4	7 5/8	1.19	26
12x26	1	4	4	11 5/8	1.24	27
12x28	1	4	5	3 5/8	1.30	29
14x20	1	6	3	11 5/8	1.13	23
14x24	1	6	4	7 5/8	1.27	27
14x28	1	6	5	3 5/8	1.49	30
16x20	1	8	3	11 5/8	1.22	25
16x24	1	8	4	7 5/8	1.34	29
16x26	1	8	4	11 5/8	1.51	30
16x28	1	8	5	3 5/8	1.58	32
18x20	1	10	3	11 5/8	1.30	27
18x24	1	10	4	7 5/8	1.51	31
18x26	1	10	4	11 5/8	1.59	32
18x28	1	10	5	3 5/8	1.66	34
18x30	1	10	5	7 5/8	1.78	36
20x20	2	0	3	11 5/8	1.35	29
20x22	2	0	4	3 5/8	1.51	31
20x24	2	0	4	7 5/8	1.46	33
20x26	2	0	4	11 5/8	1.59	33
20x28	2	0	5	3 5/8	1.66	34
20x30	2	0	5	7 5/8	1.82	35
20x32	2	0	5	11 5/8	2.03	37
22x20	2	2	3	11 5/8	1.47	31
22x22	2	2	4	3 5/8	1.62	33
22x24	2	2	4	7 5/8	1.63	35
22x26	2	2	4	11 5/8	1.70	35
22x28	2	2	5	3 5/8	1.81	36
22x30	2	2	5	7 5/8	1.94	37
22x32	2	2	5	11 5/8	2.15	39
24x20	2	4	3	11 5/8	1.47	33
24x22	2	4	4	3 5/8	1.62	35
24x24	2	4	4	7 5/8	1.67	36
24x26	2	4	4	11 5/8	1.70	37
24x28	2	4	5	3 5/8	1.81	38
24x30	2	4	5	7 5/8	1.94	39
24x32	2	4	5	11 5/8	2.23	40
24x36	2	4	6	7 5/8	2.54	45
26x24	2	6	4	7 5/8	1.73	38
26x26	2	6	4	11 5/8	1.81	39
26x28	2	6	5	3 5/8	1.98	40
26x30	2	6	5	7 5/8	2.15	41
26x32	2	6	5	11 5/8	2.36	43
27x24	2	7	4	7 5/8	1.86	39
27x26	2	7	4	11 5/8	1.98	40
27x28	2	7	5	3 5/8	2.04	41
27x30	2	7	5	7 5/8	2.15	42
27x32	2	7	5	11 5/8	2.59	44
28x24	2	8	4	7 5/8	1.86	40
28x26	2	8	4	11 5/8	1.98	41
28x28	2	8	5	3 5/8	2.09	42
28x30	2	8	5	7 5/8	2.15	43
28x32	2	8	5	11 5/8	2.59	45
30x24	2	10	4	7 5/8	1.94	39
30x26	2	10	4	11 5/8	2.15	41
30x28	2	10	5	3 5/8	2.17	43
30x30	2	10	5	7 5/8	2.44	45
36x26	3	4	4	11 5/8	3.15	47
36x28	3	4	5	3 5/8	3.38	49

Four-Light Storm Sash

1 1/8 inches thick. Carried in stock in the following sizes only. Prices do not include ventilators. Ventilators, 15 cents each, extra. In some cases a little trimming will avoid necessity of ordering special sizes. Size of sash allows for trimming. When ordering be sure to give width first. Shipped from our own factory in NEWARK, N. J. Not prepaid.

Size of Each Light of Glass	Outside Measurement of Sash				63PM7295 Glazed Clear Glass	Shpg Wt., Lbs.
	Width		Height			
	Ft.	In.	Ft.	In.		
10x20	2	1	3	11 ⁵ / ₈	\$1.49	36
10x22	2	1	4	3 ⁵ / ₈	1.56	38
10x24	2	1	4	7 ⁵ / ₈	1.57	40
10x26	2	1	4	11 ⁵ / ₈	1.74	41
10x28	2	1	5	3 ⁵ / ₈	1.75	42
10x32	2	1	5	11 ⁵ / ₈	2.40	45
12x20	2	5	3	11 ⁵ / ₈	1.47	38
12x22	2	5	4	3 ⁵ / ₈	1.66	40
12x24	2	5	4	7 ⁵ / ₈	1.67	42
12x26	2	5	4	11 ⁵ / ₈	1.77	43
12x28	2	5	5	3 ⁵ / ₈	1.84	44
12x30	2	5	5	7 ⁵ / ₈	2.17	45
12x32	2	5	5	11 ⁵ / ₈	2.40	47
14x20	2	9	3	11 ⁵ / ₈	1.76	40
14x22	2	9	4	3 ⁵ / ₈	1.90	42
14x24	2	9	4	7 ⁵ / ₈	1.92	44
14x26	2	9	4	11 ⁵ / ₈	1.98	45
14x28	2	9	5	3 ⁵ / ₈	2.21	46
14x30	2	9	5	7 ⁵ / ₈	2.39	47
14x32	2	9	5	11 ⁵ / ₈	2.54	49
15x24	2	11	4	7 ⁵ / ₈	2.08	44
15x26	2	11	4	11 ⁵ / ₈	2.30	46
15x28	2	11	5	3 ⁵ / ₈	2.50	47
15x30	2	11	5	7 ⁵ / ₈	2.61	48
15x32	2	11	5	11 ⁵ / ₈	2.78	50

Eight-Light Storm Sash

1 1/8 inches thick. Carried in following sizes only. Prices do not include ventilators. Ventilators, 15c each, extra. Size of sash allows for trimming. When ordering be sure to give width first.

Shipped from our own factory in NEWARK, N. J. Not prepaid.


Size of Each Light of Glass	Outside Measurement of Sash				63PM7300 Glazed Clear Glass	Shpg. Weight, Pounds
	Width		Height			
	Ft.	In.	Ft.	In.		
9x12	1	11	4	7 ⁵ / ₈	\$1.47	33
9x14	1	11	5	3 ⁵ / ₈	1.59	35
10x12	2	1	4	7 ⁵ / ₈	1.47	37
10x14	2	1	5	3 ⁵ / ₈	1.67	39
10x16	2	1	5	11 ⁵ / ₈	1.96	41
12x14	2	5	5	3 ⁵ / ₈	1.85	42
12x16	2	5	5	11 ⁵ / ₈	2.15	43
12x18	2	5	6	7 ⁵ / ₈	2.34	45
14x16	2	9	5	11 ⁵ / ₈	2.35	46
14x18	2	9	6	7 ⁵ / ₈	2.51	49
14x20	2	9	7	3 ⁵ / ₈	2.75	51

Twelve-Light Storm Sash

1 1/8 inches thick. Carried in the following sizes only. Prices do not include ventilators. Ventilators 15c each, extra.

Size of Each Light of Glass	Outside Measurement of Sash				63PM7305 Glazed Clear Glass	Shpg. Wt., Lbs.
	Width		Height			
	Ft.	In.	Ft.	In.		
8x10	2	4½	3	11⅝	\$1.53	44
8x12	2	4½	4	7⅝	1.70	46
9x12	2	7½	4	7⅝	1.81	48
9x14	2	7½	5	3⅝	2.04	50
10x12	2	10½	4	7⅝	1.88	50
10x14	2	10½	5	3⅝	2.08	52
10x16	2	10½	5	11⅝	2.54	54
Shipped from our own factory in NEWARK, N. J. Not prepaid						

Shipped from our own factory in NEWARK, N. J. Not prepaid.



WINDOW SCREENS


Full Length Screens for 2-Light Windows

Outside Measurement of Screens, Size of Opening				63PM28 With Galv. Wire		63PM30 With Bronze Wire	Shpg. Wt., Lbs.
Width		Height					
Ft.	In.	Ft.	In.				
1	4	4	11 1/2	\$1.10	\$1.23		12
1	6	4	7 1/2	.13	1.25		12
1	6	4	11 1/2	.26	1.32		13
1	6	5	3 1/2	.29	1.36		14
1	8	3	11 1/2	.13	1.20		11
1	8	4	11 1/2	.27	1.39		13
1	10	3	11 1/2	.16	1.59		12
1	10	4	7 1/2	.27	1.41		13
1	10	4	11 1/2	.34	1.51		14
1	10	5	3 1/2	.40	1.56		14
1	10	5	7 1/2	.50	1.63		15
2	2	3	11 1/2	.23	1.35		12
2	2	4	3 1/2	.28	1.41		13
2	2	4	7 1/2	.33	1.51		14
2	2	4	11 1/2	.40	1.57		14
2	2	5	3 1/2	.43	1.64		15
2	2	5	7 1/2	.52	1.72		15
2	2	2	3	.30	1.44		13
2	2	2	4	.37	1.52		14
2	2	2	4	.38	1.58		14
2	2	2	4	.43	1.67		15
2	2	2	5	.49	1.76		15
2	2	2	5	.55	1.84		15
2	4	3	11 1/2	.32	1.51		14
2	4	4	7 1/2	.40	1.68		16
2	4	4	11 1/2	.46	1.76		16
2	4	4	5	.54	1.85		16
2	4	5	7 1/2	.60	1.93		16
2	4	5	11 1/2	.68	2.01		17
2	4	6	3 1/2	.73	2.11		18
2	4	6	7 1/2	.78	2.20		18
2	6	4	7 1/2	.50	1.75		16
2	6	4	11 1/2	.58	1.85		16
2	6	5	3 1/2	.62	1.93		16
2	6	5	7 1/2	.66	2.01		17
2	6	5	11 1/2	.70	2.11		18
2	6	6	3 1/2	.76	2.21		18
2	7	4	7 1/2	.52	1.84		16
2	7	4	11 1/2	.62	1.93		16
2	7	5	3 1/2	.66	2.03		17
2	7	5	7 1/2	.70	2.13		17
2	7	5	11 1/2	.80	2.23		18
2	8	4	7 1/2	1.54	1.84		16
2	8	4	11 1/2	1.64	1.93		16
2	8	5	3 1/2	1.68	2.03		17
2	8	5	7 1/2	1.72	2.13		17
2	8	5	11 1/2	1.83	2.23		18
2	10	4	7 1/2	1.60	1.91		16
2	10	4	11 1/2	1.66	2.00		17
2	10	5	3 1/2	1.73	2.11		17
2	10	5	7 1/2	1.78	2.21		18
2	10	5	11 1/2	1.90	2.32		19
2	10	6	7 1/2	2.00	2.53		20
3	4	5	7 1/2	1.95	2.32		18
3	4	4	7 1/2	1.76	2.19		16
3	4	4	11 1/2	1.85	2.30		17
3	4	5	3 1/2	1.96	2.42		18
3	4	5	7 1/2	1.97	2.53		18
3	8	5	3 1/2	2.00	2.61		19

Everyone realizes how necessary screens are to health and comfort. Screen windows and doors admit fresh air without bothersome insects. Eliminate the nuisance of flies and mosquitoes which endanger your health. Buy your window screens here at wholesale factory to you prices and make a substantial saving. Best materials; durable construction. Much higher grade than the kind sold in hardware stores. We ship promptly from a full line of stock sizes.

All full length screens, made of clear soft wood 1 1/4 inches thick. The top crosspiece and the stiles, that is, the pieces that run lengthwise, are 2 1/4 inches wide. Bottom crosspiece is 3 1/4 inches wide. This allows a small margin for trimming. Carefully crated, guaranteed to reach you in good condition. For sizes not shown, write for price.

All Screens and Screen Doors Shipped From Our Own Factory in Newark, New Jersey, Not Prepaid



Nos. 63PM28, 63PM30

SCREEN DOORS

Our screen doors are made as carefully as our best front doors. Doors 63PM25, 63PM26, are solid oak; others of clear soft wood.

Made to Give Much Longer Service Than Screens Usually Sold at Local Hardware Stores

Full Length Screens for Four and Eight-Light Windows

Outside Measurement of Screens, Size of Opening				63PM28 With Galv. Wire		63PM30 With Bronze Wire	Shpg. Wt., Lbs.
Width		Height					
Ft.	In.	Ft.	In.				
2	1	4	7 1/2	\$1.38	\$1.53		14
2	1	5	3 1/2	1.48	1.68		15
2	5	3	3 1/2	1.31	1.36		14
2	5	3	7 1/2	1.34	1.47		14
2	5	4	11 1/2	1.37	1.54		15
2	5	4	7 1/2	1.45	1.73		16
2	5	5	11 1/2	1.51	1.82		16
2	5	5	3 1/2	1.60	1.91		16
2	5	5	7 1/2	1.66	1.84		17
2	5	5	11 1/2	1.70	2.09		18
2	9	4	7 1/2	1.60	1.89		16
2	9	5	3 1/2	1.74	2.09		17
2	9	5	7 1/2	1.77	2.19		18

Full Length Screens for Twelve-Light Windows

Outside Measurement of Screens, Size of Opening				63PM28 With Galv. Wire		63PM30 With Bronze Wire	Shpg. Wt., Lbs.
Width		Height					
Ft.	In.	Ft.	In.				
2	4 1/2	3	11 1/2	\$1.45	\$1.54		14
2	4 1/2	4	7 1/2	1.52	1.73		16
2	7 1/2	4	7 1/2	1.56	1.85		16
2	7 1/2	5	3 1/2	1.65	2.01		17
2	10 1/2	4	7 1/2	1.64	1.93		16
2	10 1/2	5	3 1/2	1.73	2.24		17
2	10 1/2	5	11 1/2	1.93	2.48		19

Half Length Window Screens

Grooved Stiles Loose Slides

Top rail of screen is on a line with middle rail of window. Measure between blind stops for exact size of screen. Half length Window Screens are made to order, requires about two weeks. All half length screen, 3/4 inch thick. Prices include slides.

Half Length Screens Nos. 63PM465-63PM466

Half Length Screens

Any Size up to and Including				63PM465 With Galv. Wire		63PM466 With Bronze Wire	Shpg. Wt., Lbs.
Width		Height					
Ft.	In.	Ft.	In.				
1	11	2	0 1/2	\$1.00	\$1.24		7
2	3	2	4 1/2	1.05	1.40		7 1/2
2	5	2	6 1/2	1.15	1.55		8
2	7	2	8 1/2	1.25	1.70		8 1/2
2	9	2	10 1/2	1.30	1.80		9
2	11	3	0 1/2	1.40	1.95		10
3	7	3	4 1/2	1.55	2.30		11

How to Measure for Screens

Full Length Screens. Give actual dimensions between inner edge of side casing for width, and between top of sill and under edge of head casing, for height. Use a rule, not a tape.

Half Length Screens. Give actual dimensions between inner edge of the blind stops for width, and between top of sill and top of meeting rail for height. Use a rule, not a tape.

When ordering give width first.

63PM22-63PM23 Clear Soft Wood
63PM25-63PM26 Clear Oak

\$3.50 AND UP

1 1/8 inches thick. Stiles and rails, 4 3/4 inches wide. Bottom rail, 8 3/4 inches wide. Panels, 8 inches.

SIZE		63PM22 63PM23 Clear Soft Wood		63PM25 63PM26 Clear Oak		Shpg. Wt., Lbs.
Width	Height	Galvanized Wire	Bronze Wire	Galvanized Wire	Bronze Wire	
2	8 1/4	6	9	\$3.50	\$4.50	23
2	8 1/4	7	1	3.60	4.60	25
2	10 1/4	6	11	3.65	4.75	28
2	10 1/4	7	1	3.70	4.80	28
3	0 1/4	7	1	3.80	5.00	30

Door Nos. 63PM16-63PM17

\$2.45 AND UP

1 1/8 inches thick. Stiles and rails, 2 3/4 inches wide. Bottom rail, 5 1/4 in. wide.

63PM25 Clear Oak		63PM26 Clear Oak		Shpg. Wt., Lbs.	63PM16 Clear Soft Wood		63PM17 Clear Soft Wood
Galvanized Wire		Bronze Wire			Galvanized Wire		
\$7.80		\$8.80		23	\$2.45		\$3.75
				25	2.50		3.90
				28	2.60		4.05
				28	2.65		4.15
				30	2.70		4.30
8.35		9.60					

Door Nos. 63PM19-63PM20

\$3.30 AND UP

1 1/8 inches thick. Stiles and rails, 3 3/4 inches wide. Bottom rail, 7 1/4 inches wide.


M17		63PM19 63PM20		Shpg. Wt. Lbs.
od	Shpg. Wt. Lbs.	Galvanized Wire	Bronze Wire	
75	18	\$3.30	\$4.15	20
90	19	3.40	4.25	21
05	20	3.45	4.30	23
15	20	3.50	4.40	23
30	21	3.60	4.55	24

French Doors

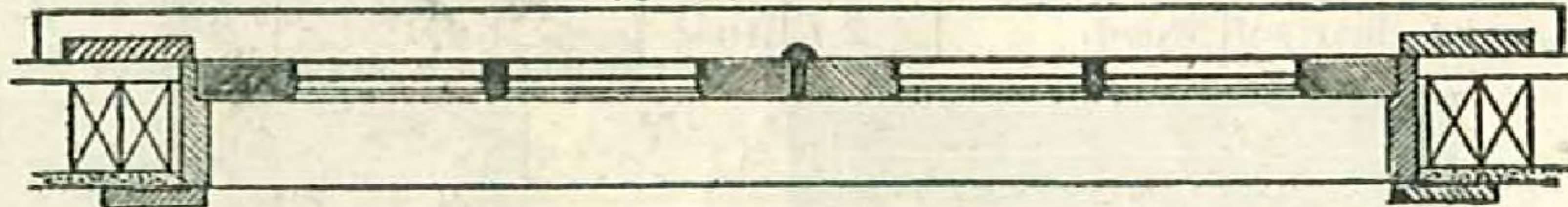
Beautiful Clear Fir

[Honor Bilt
MILLWORK]

Clear Oak Veneered



Beautiful Clear (63PM9859 Clear Glass) Oak Veneer (63PM7003 Clear Glass)
Fir Door Nos. (63PM9840 Plate Glass) Door Nos. (63PM7004 Plate Glass)
1 3/4 Inches Thick




French Doors 1 3/4 Inches Thick. T Astragal is furnished with each pair of French doors. We do not recommend 1 3/8-inch doors.

Beautiful Clear Fir French Sash Doors


Size of Opening		63PM9859 Glazed Clear D. S. Glass. Per Pair With Astragal		63PM9840 Glazed Plain Plate Glass. Per Pair With Astragal		Outside Frames for French Doors. 63PM7005 Frame to Match. Each	
Width	Height						
Ft.	In.	Ft.	In.	Ft.	In.	Ft.	In.
4	0	6	8	\$11.50	\$17.30	\$4.50	
4	0	7	0	12.05	17.65	4.60	
5	0	6	8	13.25	20.55	4.75	
5	0	7	0	14.05	21.05	4.85	

Oak Veneered French Sash Doors

Size of Opening		63PM7003 Glazed Clear D. S. Glass. Per Pair With Astragal		63PM7004 Glazed Plain Plate Glass. Per Pair With Astragal		63PM7005 Frame to Match. Each	
Width	Height						
Ft.	In.	Ft.	In.	Ft.	In.	Ft.	In.
4	0	6	8	\$20.05	\$27.60	\$4.50	
4	0	7	0	21.25	28.70	4.60	
5	0	6	8	22.45	32.50	4.75	
5	0	7	0	23.50	33.45	4.85	



FOR INTERIOR DOORS. A cased opening can be greatly improved by the addition of a pair of French Doors.



FOR EXTERIOR DOORS. All the breezy coolness can be transferred to the living room by a pair of French Doors.

SPECIFICATIONS

FRENCH DOORS (for interior or exterior use), of beautiful clear Fir or clear Oak Veneer. Selected for grain and color. Thoroughly kiln dried. Stiles are mortised for muntins. Best workmanship. Sandpapered and polished ready for finish. Stiles and top rail are 3 inches wide, bottom rail is 9 3/8 inches wide. Doors are 1 3/4 inches thick. We do not recommend 1 3/8-inch French doors.

Glazed with high grade double strength, or plain plate glass, as described under number. Glass is fastened into place with wood stops. T Astragal is furnished for over joint where doors come together in the center.

OUTSIDE FRAME No. 63PM7005, with clear Cypress outside casing (1 1/8 inches thick), jambs and moldings, and Oak sill; rabbeted for 1 3/4-inch door, described on page 32.

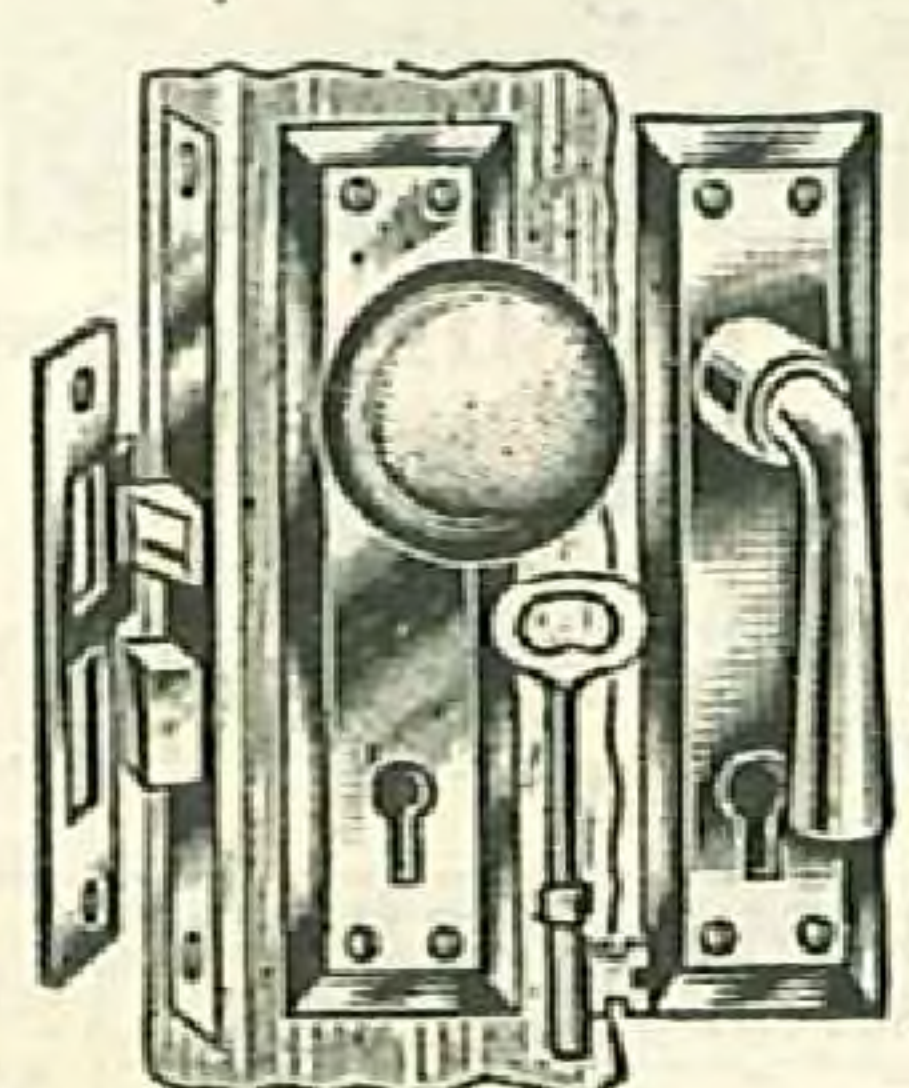
INTERIOR TRIM, of clear Fir or clear Oak, on pages 36 to 41, matches these doors perfectly.

WEIGHTS: With clear double strength glass the doors will weigh (packed for shipment) approximately 125 pounds per pair; with plate glass, 165 pounds per pair.

Shipped From Our Own Factory in NEWARK, N. J.,
Not Prepaid

Hardware for French Doors and Windows

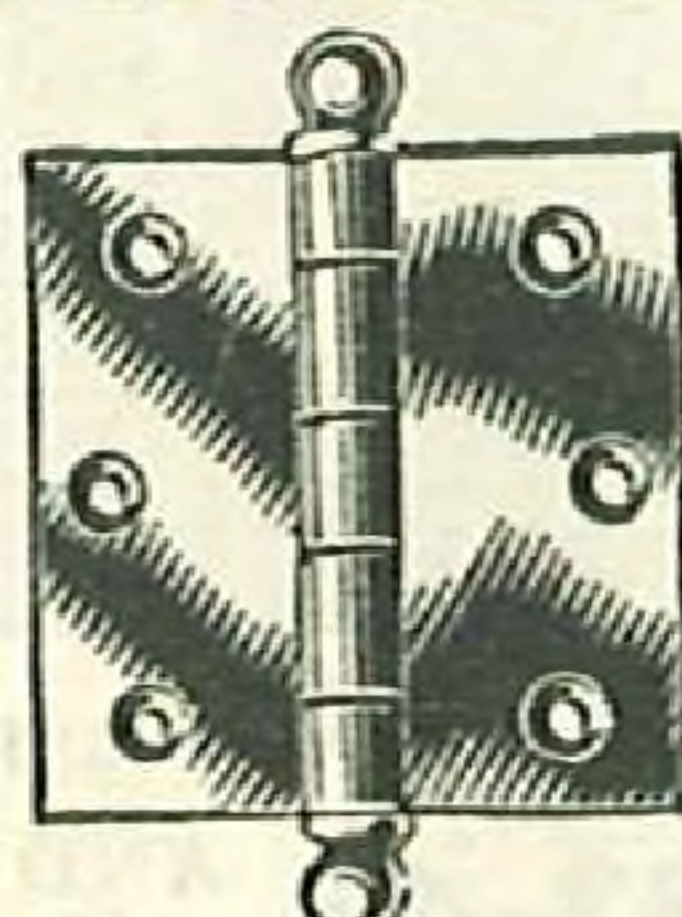
French Window and Screen Door Lock



\$1.95 Post-paid

Genuine Bronze. For flat front French windows and doors. Escutcheons, 4 3/8 x 1 1/4 inches. Lock, 3 5/8 x 1 1/2 inches. Knobs, 1 7/8 in. We Pay the Postage.

9P4527—Lemon finish \$1.95
9P4755—Old copper finish 1.95



Loose Pin Plated Butts

16c a Pair 2 1/2 x 2 1/2 in. In Old Copper or Lemon. We Pay the Postage.

9P4651—Lemon.
9P4832—Old Copper.
9P4568—Sanded Old Brass.

Size, Inches State size	9P4568 Per Pair	9P4651 9P4832 Per Pair
2 1/2 x 2 1/2	22c	16c
3 x 3	23c	17c
3 1/2 x 3 1/2	24c	18c
4 x 4	33c	29c
4 1/2 x 4 1/2	57c	53c

9P4424—Nickel plated. Size, 3 1/2 x 3 1/2 inches, for bathroom doors. We Pay the Postage. Pair 33c

Hardware Shipped From Our Store

Light Surface Bolts

Electro Plated Steel. Length, about 4 in. We Pay the Postage.

9P4489—Lemon brass finish. Each 19c

9P4749—Old copper finish. Each 19c

9P4560—Sanded old brass. Each 22c

Surface Bolts

Electro plated steel. Length, about 6 inches. We Pay the Postage.

9P4489—Lemon brass finish. Each 23c

9P4791—Old copper finish. Each 23c

9P4546—Sanded old brass. Each 26c

Length, about 9 inches. We Pay the Postage.


9P4497—Lemon brass finish. Each 30c

9P4793—Old copper finish. Each 30c

9P4547—Sanded old brass. Each 34c

French Windows and Casement Sash


French Windows



No. 63PM7016

**Shipped From Our Own
Factory in NEWARK, N. J.,
Not Prepaid**

Casement Sash



No. 63PM7018

**Add
Enduring
Charm
at
Low
Cost**


**Prompt
Ship-
ments
From
Large
Stocks**

Made of high grade clear California White Pine, 1 3/8 inches thick. Glazed with clear window glass. Mortised and tenoned. Smoothed and sanded. Made in the same manner as our white pine windows described on page 26. The FRAMES quoted are for 2x4 studs. Full description of frames on page 34. When ordering casement sash or French windows with frames to match, **specify whether sash is to swing in or swing out.** Bottom rail of sash will be shipped not rabbeted when ordered without frame. Deduct 10 cents per sash, (20 cents per pair) if not wanted rabbeted.

French Window 63PM7015—The 2-ft. 8-in. by 2-ft. 6-in. and 2-ft. 10-in. by 3-ft. 4-in. sizes are made only three lights high, six lights to the sash, 12 lights to each pair. Over 3 ft. 4 in. in height, 10 lights to the sash, as illustrated to the right.

Casement Sash, 3 ft. 5 1/2 inches high and small have 6 lights of glass and sash, 4 ft. 5 1/4 inches high have 8 lights of glass.


French Windows



No. 63PM7015

**Shipped From Our Own
Factory in NEWARK, N. J.,
Not Prepaid**

SIZE OF OPENING				63PM7016	63PM7015	63PM7018	Shipping Weight of Sash	63PM7991	Weight of Frames
Width		Height		French Windows, Per Pair	French Windows, Per Pair	Casement Sash, Each		Frame to Match Description Page 34	
Feet	Inches	Feet	Inches						
1	8	2	5			\$1.20	14	\$2.50	25
2	8	2	6	\$2.55	\$2.60		20	2.95	30
1	10 1/4	3	5 1/2			\$1.35	24	3.10	32
1	10 1/4	4	5 1/2			1.65	32	3.30	33
2	10	3	4		2.70		35	3.25	35
2	10	4	10	3.64	3.65		41	3.95	41
2	10	5	2	4.00	4.05		46	3.90	46
2	10	5	6	4.40	4.45		48	4.05	48
3	8	5	2	4.50			51	4.40	51




No. 63PM7009

Will match our Divided Light Window 63PM7172 or 63PM7173, shown on page 27.

Casement Sash

Made of Clear California White Pine, 1 3/8 inches thick, glazed with clear single strength glass.

**Shipped From Our Own Fac-
tory in NEWARK, N. J.,
Not Prepaid**



No. 63PM7017

Sash will be made as follows: 2 feet 4 inches and 2 feet 8 inches, three lights wide 3 feet 8 inches, five lights wide, and 4 feet 2 inches, six lights wide.

Size of Opening				63PM7009	Weight, Pounds	63PM7991	Shipping Weight, Pounds
Width		Height		Casement Sash, Each		Frame to Match, Description Page 34	
Ft.	In.	Ft.	In.				
2	4	2	1	\$1.00	16	\$2.60	25
2	8	2	1	1.05	22	2.85	28
3	8	2	1	1.75	27	3.10	33
4	2	2	3	2.15	33	3.45	36

Size of Opening				63PM7017	Weight, Pounds	63PM7991	Shipping Weight, Pounds
Width		Height		Casement Sash, Each		Frame to Match, Description Page 34	
Ft.	In.	Ft.	In.				
2	4	2	1	\$1.00	16	\$2.60	25
2	8	2	1	1.15	22	2.85	28
3	8	2	1	1.65	27	3.10	33
4	2	2	3	1.95	33	3.45	36

Hardware for Casement Sash

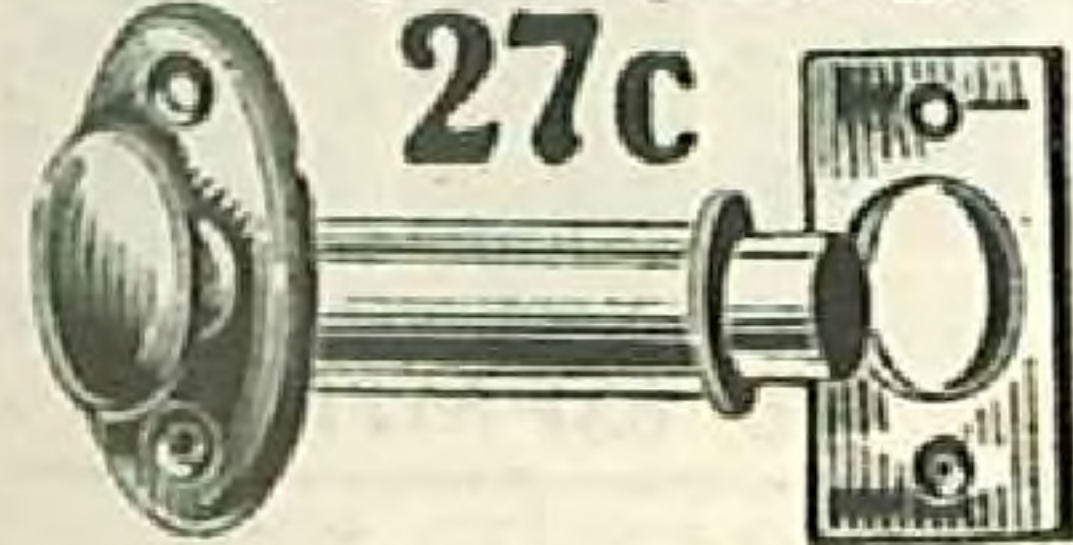
Casement Fasteners

Reversible. Size, 7/8 x 1 1/2 in. With screws. We pay the postage.

- 9P4532—Lemon brass..... 13c
- 9P4759—Old copper..... 13c
- 9P4417—Nickel plated..... 16c
- 9P4572—Sanded old brass..... 15c

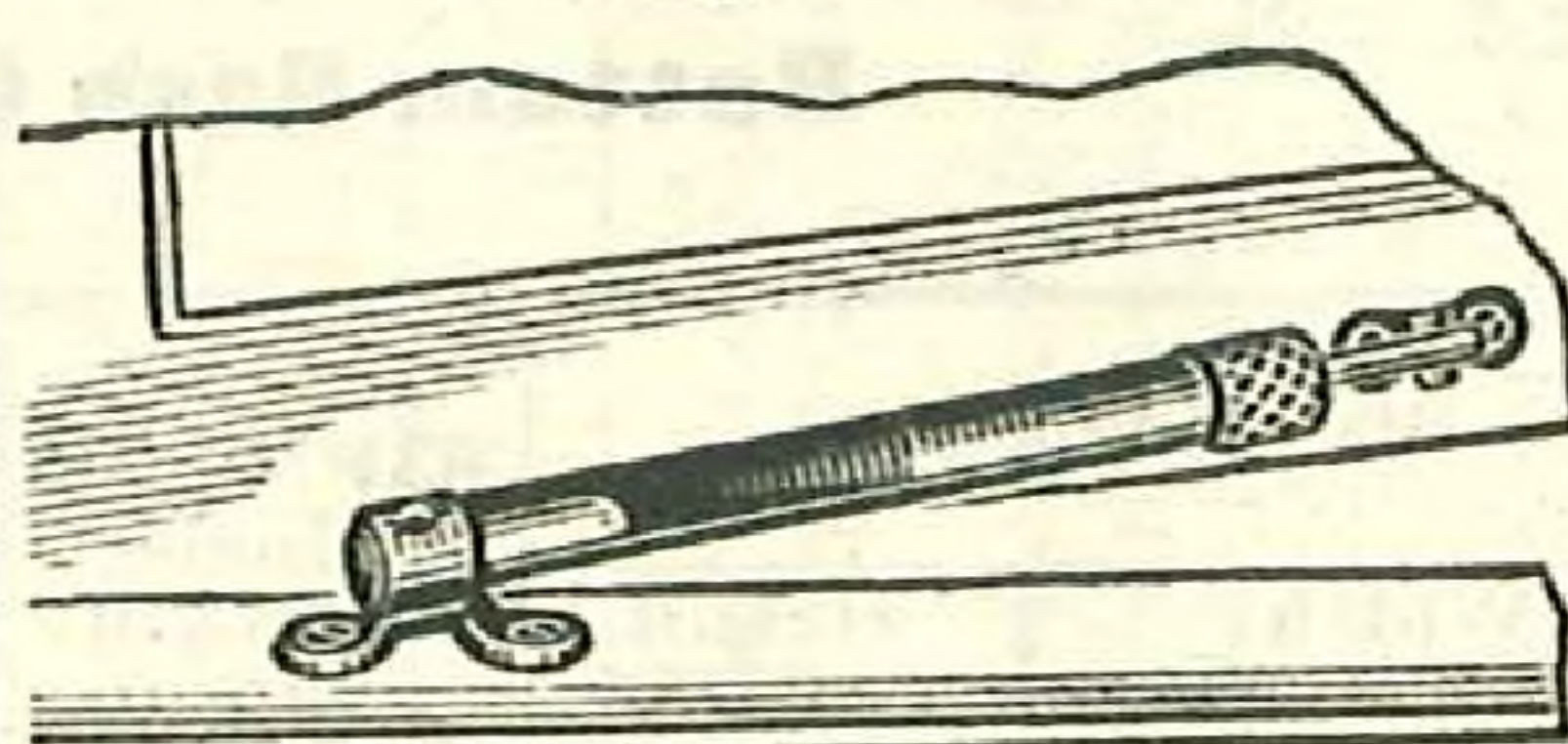
Mortise Door Bolts

Solid Bronze Knob and Escutcheon We pay the postage.



- 9P4496 Lemon brass finish. Each... 27c
- 9P4800 Old copper finish. Each..... 27c

Universal Casement Adjuster

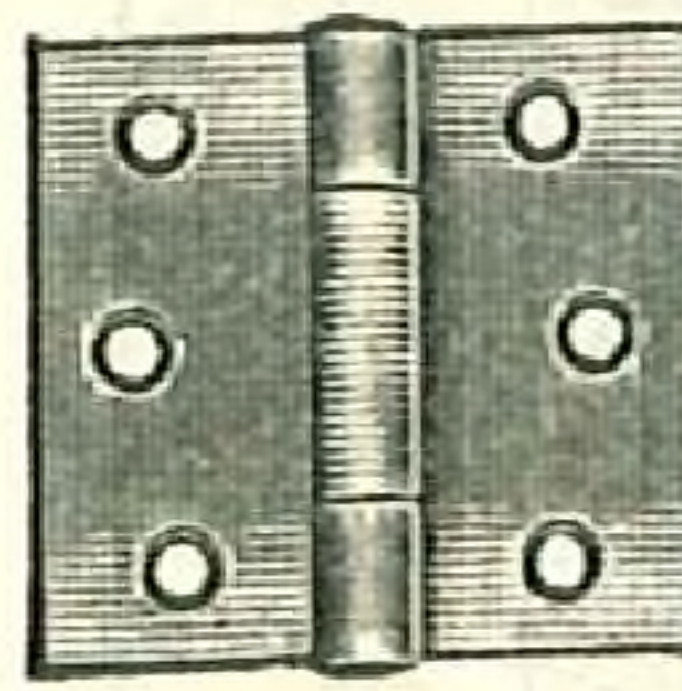


Plated steel. Brass plunger. Length, 12 inches. We pay the postage.

- 9P4533 Lemon brass finish..... 95c
- 9P4751 Old copper finish..... 95c
- 9P4563 Sanded old brass finish... \$1.10

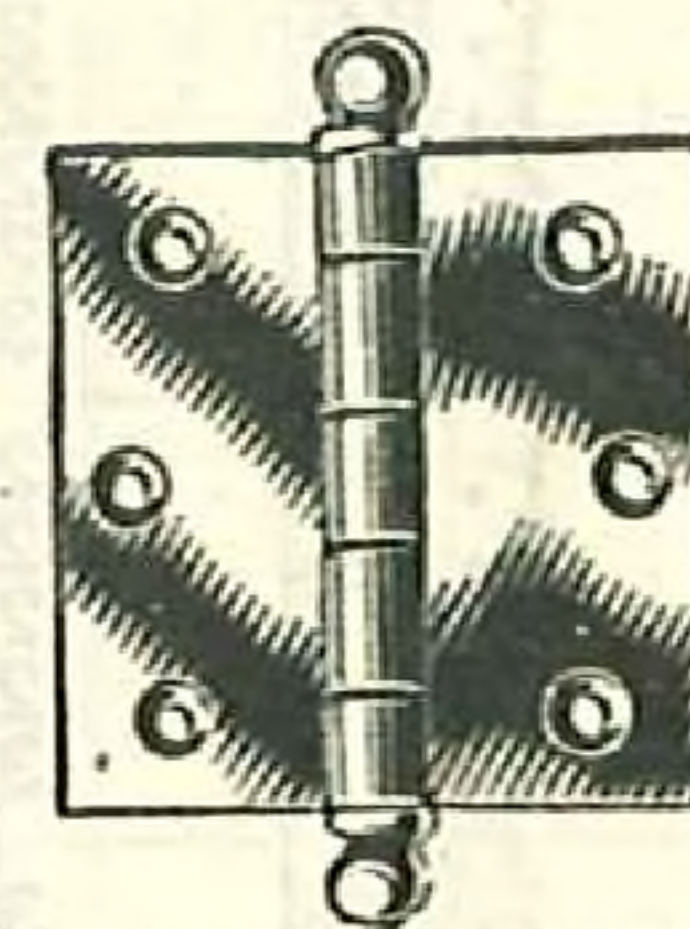
Electro Plated Butts

Electro plated steel, heavy pattern, fast joints. With screws. State size. We pay the postage.



- 9P4830—Old copper finish.
- 9P4650—Lemon brass finish.

Size, inches.. 2 1/2 x 2 1/2 3x3 3 1/2 x 3 1/2
Pair..... 18c 19c 20c



Loose Pin-Plated Butts


We pay the postage.

- 9P4568—Sanded old brass.
- 9P4832—Old copper.
- 9P4651—Lemon brass.

Size, Inches State size	9P4568 Per Pair	9P4832 9P4651 Per Pair
2 1/2 x 2 1/2	22c	16c
3 x 3	23c	17c
3 1/2 x 3 1/2	24c	18c
4 x 4	33c	29c
4 1/2 x 4 1/2	57c	53c

9P4424—Nickel plated. Size, 3 1/2 x 3 1/2 inches, for bathroom doors. We pay the postage. Pair..... 33c

Hardware Shipped From Our Store



Nos. 63PM7186, 63PM7187. Outside View

**[Honor Bill
MILLWORK]**

Glazed Windows

Made of Clear White Pine


All our windows are mortised and tenoned. The White Pine is thoroughly kiln dried, carefully machined and sanded. Can be finished in "light natural" or any finish desired. Contractors say they are the best windows they ever saw. Glazed with good quality glass, securely held with points and the best putty, preventing the window glass from rattling and making a tighter and neater job.

Check rail windows are $1\frac{3}{8}$ inches thick and have a check rail where the two sash come together; preventing rattling or driving rains and snow beating through. Carefully crated. Safe delivery guaranteed.

NOTE—Weights shown are of the window only, to assist in ordering sash weights. (See page 29.) For shipping weight or weight of window and crating add one-fifth to the weight given.

For Window Trim See Pages 36 to 41
For Frame Prices See Page 33

When Ordering Be Sure to Give Width First
Shipped From Our Own Factory in NEWARK, N. J., Not Prepaid



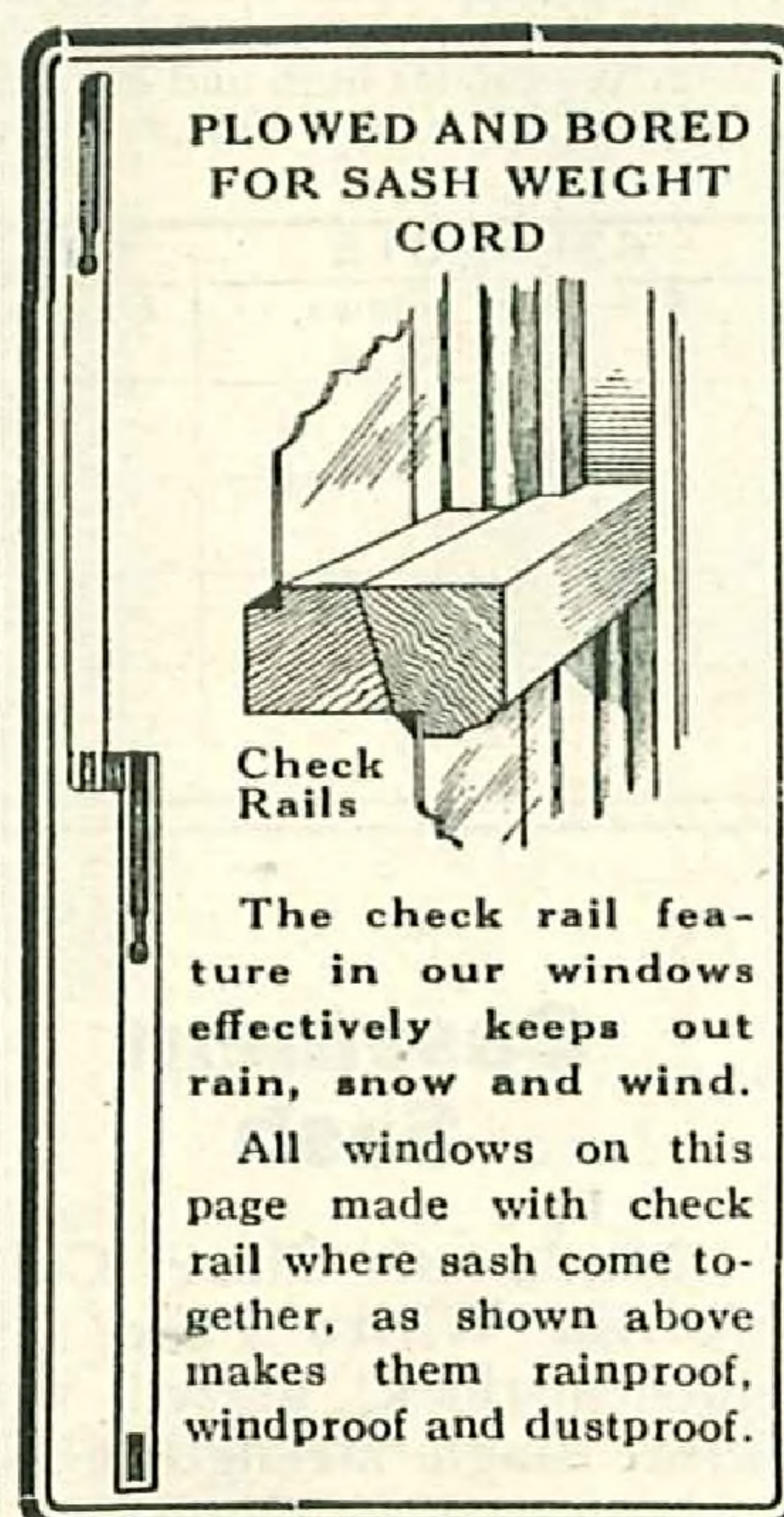
No. 63PM7189. Inside View

Two-Light Check Rail Windows Price Includes Top and Bottom Sash Only

Size of Each Light of Glass, Inches	Size of Opening				63PM7186 Single Strength Glass	63PM7187 Double Strength Glass	Weight of Entire Window. Add 1/5 for Shpg. Wt.	
	Width		Height				Single Strength Glass, Lbs.	Double Strength Glass, Lbs.
	Ft.	In.	Ft.	In.				
12x20	1	4	3	10	\$1.06	11	..
12x24	1	4	4	6	1.19	13	..
12x28	1	4	5	2	1.30	13	..
14x20	1	6	3	10	1.13	12	..
14x24	1	6	4	6	1.27	13	..
16x20	1	8	3	10	1.22	\$1.39	12	14
16x24	1	8	4	6	1.36	14	..
18x20	1	10	3	10	1.30	1.49	13	15
18x24	1	10	4	6	1.51	1.73	16	18
20x20	2	0	3	10	1.35	1.54	15	17
20x22	2	0	4	2	1.51	1.73	16	18
20x24	2	0	4	6	1.52	1.74	17	19
20x26	2	0	4	10	1.59	1.85	19	21
20x28	2	0	5	2	1.66	1.94	21	23
20x30	2	0	5	6	1.82	22	..
22x20	2	2	3	10	1.47	1.71	16	18
22x22	2	2	4	2	1.62	1.89	18	20
22x24	2	2	4	6	1.63	1.98	19	21
22x26	2	2	4	10	1.70	2.12	20	22
22x28	2	2	5	2	1.81	21	23
22x30	2	2	5	6	1.94	22	..
24x14	2	4	2	10	1.26	12	..
24x16	2	4	3	2	1.27	1.71	14	19
24x20	2	4	3	10	1.47	1.89	17	21
24x22	2	4	4	2	1.62	1.97	19	22
24x24	2	4	4	6	1.67	1.98	20	23
24x26	2	4	4	10	1.70	2.12	26	28
24x28	2	4	5	2	1.81	2.30	23	25
24x30	2	4	5	6	1.94	2.62	25	27
24x32	2	4	5	10	2.23	26	28
26x24	2	6	4	6	1.73	2.03	21	23
26x26	2	6	4	10	1.81	2.12	23	25
26x28	2	6	5	2	1.98	2.32	24	27
26x30	2	6	5	6	2.15	2.52	26	29
27x24	2	7	4	6	1.86	2.19	22	24
27x26	2	7	4	10	1.98	2.32	24	26
27x28	2	7	5	2	2.04	2.38	25	28
27x30	2	7	5	6	2.15	2.51	27	30
27x32	2	7	5	10	3.05	..	31
28x14	2	8	2	10	1.58	14	..
28x16	2	8	3	2	1.60	1.86	16	23
28x24	2	8	4	6	1.86	2.19	23	25
28x26	2	8	4	10	1.98	2.32	24	27
28x28	2	8	5	2	2.09	2.46	25	28
28x30	2	8	5	6	2.15	2.51	27	30
28x32	2	8	5	10	3.05	..	31
30x24	2	10	4	6	1.94	2.30	25	27
30x26	2	10	4	10	2.15	2.52	26	29
30x28	2	10	5	2	2.17	2.55	27	30
30x30	2	10	5	6	2.44	2.89	29	32
30x32	2	10	5	10	3.14	..	34
32x30	3	0	5	6	3.15	..	34
36x26	3	4	4	10	3.16	..	34
36x28	3	4	5	2	3.38	..	35
40x28	3	8	5	2	3.93	..	37

For Storm Sash Prices See Page 22

For Screen Window Prices See Page 23




PLOWED AND BORED
FOR SASH WEIGHT
CORD

Check
Rails

The check rail feature in our windows effectively keeps out rain, snow and wind.

All windows on this page made with check rail where sash come together, as shown above makes them rainproof, windproof and dustproof.



No. 63PM7192

Four-Light Check Rail Windows Price Includes Top and Bottom Sash Only


Size of Each Light of Glass, Inches		Size of Opening				63PM7189 Single Strength Glass	Approximate Weight of Entire Window, Pounds. Add 1/5 for Shpg. Wt.
Width	Height	Width		Height			
		Ft.	In.	Ft.	In.		
10x20		2	1	3	10	\$1.49	16
10x22		2	1	4	2	1.56	17
10x24		2	1	4	6	1.57	18
10x28		2	1	5	2	1.74	20
12x20		2	5	3	10	1.47	18
12x22		2	5	4	2	1.66	19
12x24		2	5	4	6	1.67	20
12x26		2	5	4	10	1.77	21
12x28		2	5	5	2	1.84	22
12x30		2	5	5	6	2.17	24
14x20		2	9	3	10	1.76	20
14x22		2	9	4	2	1.90	22
14x24		2	9	4	6	1.92	23
14x26		2	9	4	10	1.98	24
14x28		2	9	5	2	2.21	25
14x30		2	9	5	6	2.39	27
14x32		2	9	5	10	2.54	29
15x24		2	11	4	6	2.08	24

Eight-Light Check Rail Windows Price Includes Top and Bottom Sash Only

Size of Each Light of Glass, Inches	Size of Opening				63PM7192 Single Strength Glass	Approximate Weight of Entire Window, Pounds. Add 1/5 for Shpg. Wt.
	Width		Height			
	Ft.	In.	Ft.	In.		
Width Height						
9x12	1	11	4	6	\$1.47	17
10x12	2	1	4	6	1.48	18
10x14	2	1	5	2	1.67	19
12x14	2	5	5	2	1.85	23
12x16	2	5	5	10	2.15	24

Twelve-Light Check Rail Windows Price Includes Top and Bottom Sash Only

Size of Each Light of Glass, Inches	Size of Opening				63PM7195' Single Strength Glass	Approximate Weight of Entire Window, Pounds. Add 1/5 for Shpg. Wt.
	Width		Height			
	Ft.	In.	Ft.	In.		
Width Height						
8x10	2	4½	3	10	\$1.53	19
8x12	2	4½	4	6	1.70	20
9x12	2	7½	4	6	1.81	22
9x14	2	7½	5	2	2.04	24
10x12	2	10½	4	6	1.88	23
10x14	2	10½	5	2	2.08	26
10x16	2	10½	5	10	2.54	29



No. 63PM7195

Shipped From Our Own Factory in NEWARK, N. J., Not Prepaid.

Divided Light Windows

**[Honor Bill
MILLWORK]**

COLONIAL AND QUEEN ANN DESIGN

Made of Clear California White Pine

The true Colonial expression in divided light windows calls for a light of glass somewhat greater in height than in width.

Windows like these increase the value and beauty of your home.

The Colonial Design Window shown here is made of **Clear California White Pine**, 1 3/4 inches thick, glazed with a selected grade of window glass securely fastened with good putty and points. Frame is priced separately. We pack our windows with great care and guarantee safe delivery.

All windows on this page made with check rail where sash come together, making them rainproof, windproof and dustproof.

We will maintain this proportion by furnishing these windows with top sash divided as follows:

Where Size of Glass in Lower Sash Is	Top Sash Will Be Divided
16 in. wide	2 lights wide
18 in. to 24 in. wide	3 lights wide
26 in. to 32 in. wide	4 lights wide
Over 32 in. wide	5 lights wide

No. of Lights in Top Sash	Size of Glass in Lower Sash	Size of Opening				Shipping Weight of Windows Pounds	63PM7102 Single Strength Glass	63PM7103 Double Strength Glass
		Width		Height				
		Ft.	In.	Ft.	In.			
6	20x24	2	0	4	6	26	\$2.02	\$2.24
6	20x28	2	0	5	2	29	2.16	2.44
6	24x20	2	4	3	10	26	1.97	2.21
6	24x24	2	4	4	6	30	2.17	2.47
6	24x28	2	4	5	2	33	2.31	2.62
8	26x24	2	6	4	6	31	2.23	2.53
8	26x30	2	6	5	6	38	2.65	3.02
8	28x24	2	8	4	6	34	2.36	2.69
8	28x28	2	8	5	2	36	2.59	2.96
8	28x30	2	8	5	6	37	2.65	3.01
8	30x26	2	10	4	10	36	2.65	3.02
8	30x28	2	10	5	2	38	2.67	3.05

Drip Cap Frames to Match, Described on Page 33

All Other Sizes of Two-Light Windows Listed on Page 26 Can Be Furnished Divided as Above. For Prices Add 50c Extra to the Price of Our Regular Two-Light Window on Page 26 of the Size Wanted. Allow 15 days extra for such sizes.

Divided Light Windows

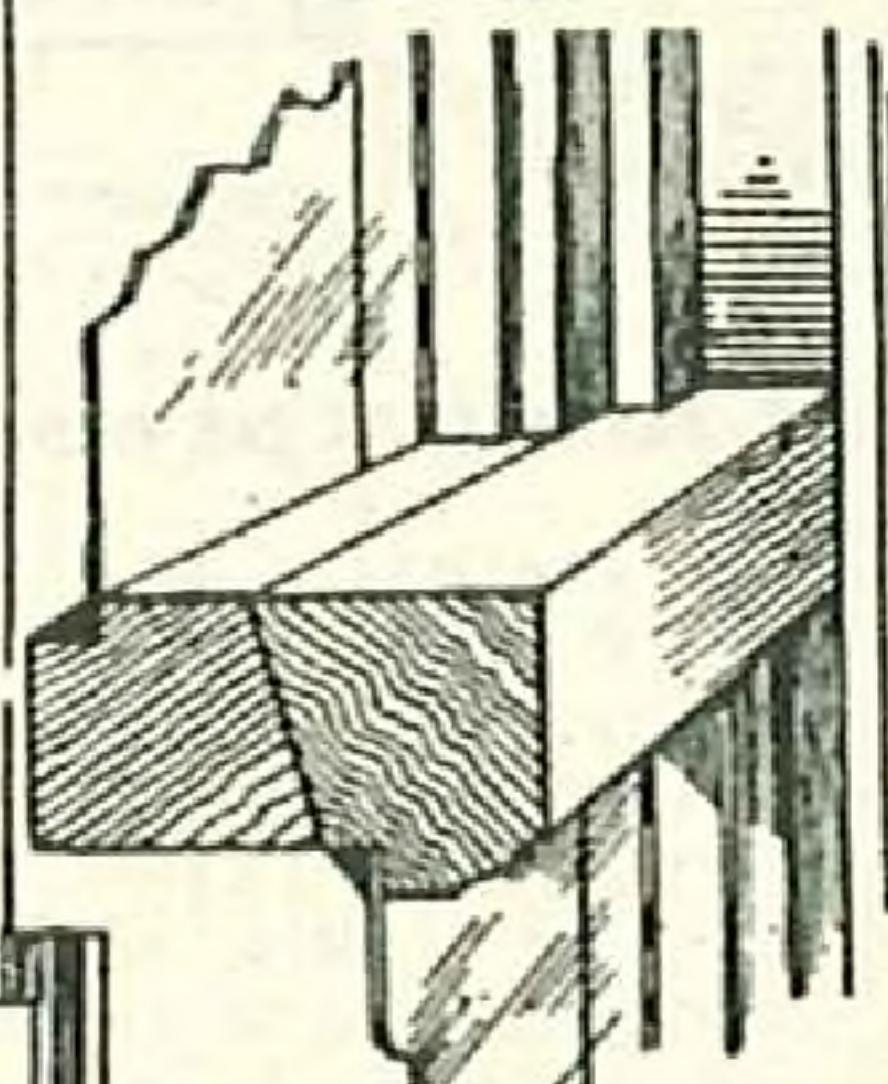
Suitable for Any Style of Building

SPECIFICATIONS

MATERIAL—Clear California White Pine and high grade window glass carefully set with good putty and points.

CONSTRUCTION—Frame of windows, 1 3/4 inches thick. Check rail construction. See illustration to right.

PLOWED AND BORED FOR SASH WEIGHT CORD



The check rail feature in our windows effectively keeps out rain, snow and wind. All windows on this page made with check rail where sash come together, as shown above, makes them rainproof, windproof and dustproof.


Shipped From Our Own Factory in NEWARK, N.J., Not Prepaid.

Divided Light Windows

Increase Value and Beauty of Home

Weights here given are shipping weights. In ordering iron sash weights (see page 29) for divided light windows use actual net weight of two-light windows on page 26 opposite.

Shipped From Our Own Factory in NEWARK, N.J., Not Prepaid.




Nos. { 63PM7160 Single Strength Glass
63PM7161 Double Strength Glass

Nos. { 63PM7172 Single Strength Glass
63PM7173 Double Strength Glass

NOTICE—All windows on this page, except 63PM7140 and 63PM7141, will be divided as shown in table to the right.

Where Size of Glass in Lower Sash Is	Top Sash Will Be Divided
16 in. wide	2 lights wide
18 in. to 24 in. wide	3 lights wide
26 in. to 32 in. wide	4 lights wide
Over 32 in. wide	5 lights wide



Nos. { 63PM7140 Single Strength Glass
63PM7141 Double Strength Glass

Size of Glass in Lower Sash	Size of Opening				63PM7172 Single Strength Glass	No. of Lights in Top Sash	63PM7173 Double Strength Glass	63PM7160 Single Strength Glass	No. of Lights in Top Sash	63PM7161 Double Strength Glass	63PM7140 Single Strength Glass	63PM7141 Double Strength Glass	Weight Single Strength Divided Light Windows, Pounds	Weight Double Strength Divided Light Windows, Pounds
	Width		Height											
	Ft.	In.	Ft.	In.										
20x20	2	0	3	10	\$1.80	3	\$1.99	\$2.10	9	\$2.29	\$2.10	\$2.29	20	22
20x24	2	0	4	6	1.97	3	2.19	2.27	9	2.49	2.27	2.49	25	27
20x26	2	0	4	10	2.04	3	2.30	2.34	9	2.60	2.34	2.60	26	28
20x28	2	0	5	2	2.11	3	2.39	2.41	9	2.69	2.41	2.69	28	30
22x24	2	2	4	6	2.08	3	2.34	2.38	9	2.64	2.38	2.64	27	29
22x28	2	2	5	2	2.26	3	2.57	2.56	9	2.87	2.56	2.87	30	32
24x20	2	4	3	10	1.92	3	2.16	2.22	9	2.46	2.22	2.46	25	27
24x24	2	4	4	6	2.12	3	2.42	2.42	9	2.72	2.42	2.72	29	31
24x26	2	4	4	10	2.15	3	2.43	2.45	9	2.73	2.45	2.73	30	32
24x28	2	4	5	2	2.26	3	2.57	2.56	9	2.87	2.56	2.87	32	34
24x30	2	4	5	6	2.39	3	2.75	2.69	9	3.05	2.69	3.05	34	36
24x32	2	4	5	10	2.68	3	3.07	2.98	9	3.37	2.98	3.37	36	38
26x24	2	6	4	6	2.18	4	2.48	2.47	12	2.78	2.47	2.78	30	32
26x28	2	6	5	2	2.43	4	2.77	2.73	12	3.07	2.73	3.07	34	36
26x30	2	6	5	6	2.60	4	2.97	2.90	12	3.27	2.90	3.27	36	38
28x24	2	8	4	6	2.31	4	2.64	2.61	12	2.94	2.61	2.94	32	34
28x28	2	8	5	2	2.53	4	2.91	2.84	12	3.21	2.84	3.21	35	37
28x30	2	8	5	6	2.60	4	2.96	2.90	12	3.26	2.90	3.26	37	39
28x32	2	8	5	10	2.89	4	3.50	12	3.80	3.80	38	40
30x24	2	10	4	6	2.39	4	2.75	2.69	12	3.05	2.69	3.05	32	34
30x26	2	10	4	10	2.60	4	2.97	2.90	12	3.27	2.90	3.27	34	36
30x28	2	10	5	2	2.62	4	3.00	2.92	12	3.30	2.92	3.30	36	38
30x30	2	10	5	6	2.89	4	3.34	3.19	12	3.64	3.19	3.64	38	40

All other sizes of two-light windows listed on page 26 can be furnished with top sash divided. For prices add to the price of our regular two-light window on page 26 of the size wanted as follows:

For Catalog { 63PM7172 } Add 45c
Nos. { 63PM7173 } Extra

For Catalog { 63PM7160 } Add 75c
Nos. { 63PM7161 } Extra

For Catalog { 63PM7140 } Add 75c
Nos. { 63PM7141 } Extra

For prices of DRIP CAP window frames only for these windows see page 33. Shipped From Our Own Factory in NEWARK, N. J., Not Prepaid.

**[Honor Bilt
MILLWORK]**

Complete Window Sets

**[Honor Bilt
MILLWORK]**

Include Window, Frame, Trim, Stops and Hardware

Ready to Nail in Place

CUT TO EXACT SIZE. Perfectly machined. Complete Trim Sets neatly packed in dustproof cartons. See illustration below.

This applies to Window Frames, Interior Casing, Head Casing, Sills, Aprons, etc. Includes the glazing of the sash, making trimming or cutting unnecessary, except the planing of edges on Glazed Sash, a simple bit of work that should be done on the job.

Complete Window Sets Include:

WINDOW—Clear California White Pine, 1½ inches thick, check rail. Glazed with high grade clear window glass, carefully set with good putty and points. Illustrated, described and priced separately on page 26.

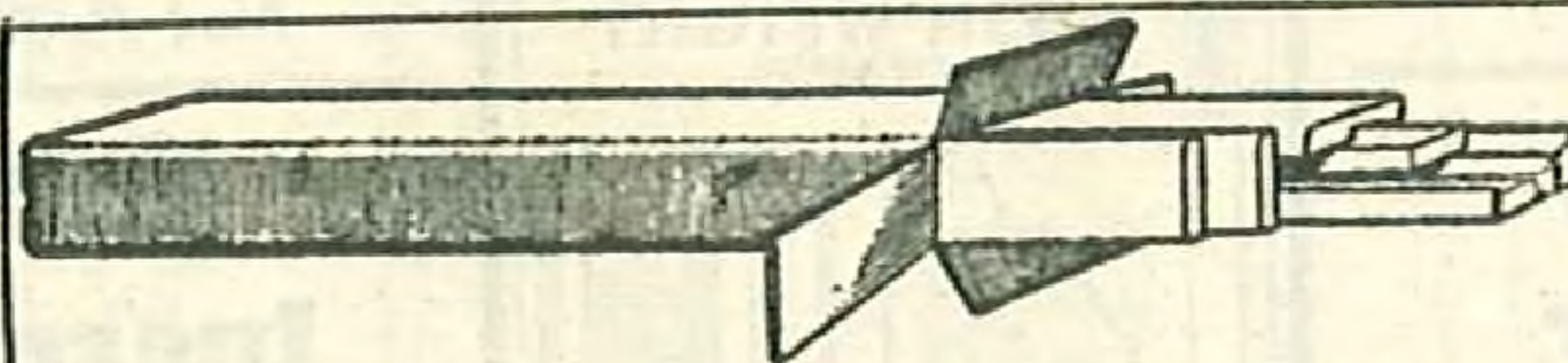
WINDOW FRAME—High grade drip cap design, made with clear fir pulley stiles and clear cypress outside casing and sill. Every part cut to size, ready to nail together. Pulleys set in place. Illustrated, described and priced separately on page 33.

MOLDINGS, INCLUDING STOPS, FOR TRIMMING INSIDE OF WINDOW—Made of Clear Fir, carefully selected for grain and color. Each piece is cut to the exact size required. All parts carefully sand-papered, ready to nail in place. Illustrated, described and priced separately on page 39.

Back Band Trim illustrated and priced separately on page 40 can be furnished with our complete window sets instead of Molded Cap Trim. For prices see below.


HARDWARE—High grade sash weights. Illustrated and priced separately on page 29.

SASH LOCKS AND LIFTS—Of lemon finish to fit each set. Illustrated and priced separately on page 76. Enough nails, screws and sash cord sent to complete the window.



Neatly Packed in Dustproof Cartons

PACKING. We use extra special care in packing these sets. Windows are crated with sound ½-inch lumber. Frames are bundled and tied with patent fasteners. The moldings are packed in corrugated paper, excluding dust and insuring your getting bright, clean material. Size of the window is marked on both the frame and the moldings, so each set can be matched up without opening.




OUTSIDE VIEW

Nos. 63PM1230-63PM1231-63PM1225-63PM1227

Sets With Two-Light Check Rail Windows

Size of Each Light of Glass	Outside Measurement of Window, Inside Measurement of Frame				Price of each set includes glazed windows, window frames, inside trim, stops, sash weights, sash cords, locks and lifts.							
					Glazed With Single Strength Glass		Shpg. Wt., Lbs.	Glazed With Double Strength Glass		Shpg. Wt., Lbs.		
	With Molded Cap Trim As Illustrated Above	With Back-Band Trim As Illustrated on Page 40	With Molded Cap Trim As Illustrated Above	With Back-Band Trim As Illustrated on Page 40								
	Ft.	In.	Ft.	In.	63PM1230	63PM1226		63PM1231	63PM1227			
12x20	1	4	3	10	\$5.35	\$5.00	78	..				
12x24	1	4	4	6	5.63	5.38	78	..				
12x28	1	4	5	2	6.07	5.72	82	..				
16x20	1	8	3	10	5.68	5.33	82	86				
16x24	1	8	4	6	6.02	5.67	84	..				
20x20	2	0	3	10	6.04	5.69	84	86				
20x22	2	0	4	2	6.40	6.05	86	88				
20x24	2	0	4	6	6.46	6.11	88	90				
20x26	2	0	4	10	6.84	6.49	92	96				
20x28	2	0	5	2	6.91	6.56	94	98				
20x30	2	0	5	6	7.35	7.00	96	..				
22x20	2	2	3	10	6.32	5.97	84	86				
22x22	2	2	4	2	6.62	6.27	86	..				
22x24	2	2	4	6	6.62	6.27	90	94				
22x26	2	2	4	10	7.00	6.65	92	96				
22x28	2	2	5	2	7.10	6.75	94	98				
24x20	2	4	3	10	6.42	6.07	92	96				
24x22	2	4	4	2	6.71	6.36	92	96				
24x24	2	4	4	6	6.76	6.41	96	100				
24x26	2	4	4	10	7.17	6.82	100	104				
24x28	2	4	5	2	7.29	6.94	102	108				
24x30	2	4	5	6	7.73	7.38	104	110				
24x32	2	4	5	10	7.58	8.22	106	112				
26x24	2	6	4	6	7.18	6.83	100	104				
26x26	2	6	4	10	7.36	7.01	102	106				
26x28	2	6	5	2	7.72	7.37	104	108				
26x30	2	6	5	6	7.99	7.64	108	114				
28x24	2	8	4	6	7.45	7.10	102	106				
28x26	2	8	4	10	7.87	7.52	106	110				
28x28	2	8	5	2	8.03	7.68	108	114				
28x30	2	8	5	6	8.15	7.80	110	116				
28x32	2	8	5	10	120				
30x24	2	10	4	6	7.59	7.24	116	122				
30x28	2	10	5	2	8.16	7.81	122	128				
30x30	2	10	5	6	8.55	8.20	128	134				
30x32	2	10	5	10	136				



INSIDE VIEW

No. 63PM1232

Sets With Four-Light Check Rail Windows

Size of Each Light of Glass	Outside Measurement of Window, Inside Measurement of Frame				Price of each set includes glazed windows, window frames, inside trim, stops, sash weights, sash cord, locks and lifts.		
					Glazed With Single Strength Glass		Shpg. Wt., Lbs.
	Width		Height		With Molded Cap Trim as Illustrated Above	With Back- Band Trim as Illustrated on Page 40	
	ft.	in.	ft.	in.	63PM1232	63PM1228	
10x20	2	1	3	10	\$6.19	\$5.84	84
10x22	2	1	4	2	6.40	6.05	86
10x24	2	1	4	6	6.53	6.18	90
10x28	2	1	5	2	7.09	6.74	92
12x20	2	5	3	10	6.50	6.15	86
12x22	2	5	4	2	6.97	6.62	86
12x24	2	5	4	6	6.99	6.64	90
12x26	2	5	4	10	7.25	6.90	90
12x28	2	5	5	2	7.39	7.04	92
12x30	2	5	5	6	8.04	7.79	96
14x20	2	9	3	10	7.39	7.04	92
14x22	2	9	4	2	7.58	7.23	92
14x24	2	9	4	6	7.60	7.25	94
14x26	2	9	4	10	7.79	7.44	94
14x28	2	9	5	2	8.17	7.82	96
14x30	2	9	5	6	8.44	8.09	100
14x32	2	9	5	10	9.17	8.62	104

Sets With Eight-Light Check Rail Windows

Size of Each Light of Glass	Width		Height		with Moulded Cap Trim as Illustrated Above	With Back-Band Trim as Illustrated on Page 40	Shpg. Wt., Lbs.
	Ft.	In.	Ft.	In.	63PM 233	63PM 229	
9x12	1	11	4	6	\$6.37	\$6.02	86
10x12	2	1	4	6	6.62	6.27	88
10x14	2	1	5	2	6.98	6.63	90
12x14	2	5	5	2	7.42	7.07	98

Sets With Twelve-Light Check Rail Windows

Size of Each Light of Glass	Width		Height		with Molded Cap Trim as Illustrated Above	with Back-Band Trim as Illustrated on Page 40	Shpg. Wt., Lbs.
	Ft.	In.	Ft.	In.	63PM1234	63PM1236	
8x10	2	4½	3	10	\$6.55	\$6.15	84
8x12	2	4½	4	6	\$6.90	\$6.50	86
9x12	2	7½	4	6	7.39	6.99	90
9x14	2	7½	5	2	7.98	7.57	94
10x12	2	10½	4	6	7.69	7.28	94
10x16	2	10½	5	10	9.22	8.64	104

Shipped From Our Own Factory in NEWARK, N. J., Not Prepaid

**[Honor Bill
MILLWORK]**

Front Windows

**[Honor Bill
MILLWORK]**

Check Rail Front Window—1 $\frac{3}{8}$ Inches Thick

Made of Clear California White Pine

Top sash of Window 63PM7106 glazed clear leaded crystal sheet glass. Bottom sash of Window 63PM7106 and both top and bottom sash of Window 63PM7142 glazed clear double strength glass.


Windows are check rail design, the bottom sash may be raised or the upper sash lowered, if hung with weights. If made in one piece, to be placed stationary, add 45 cents extra, and write the word "Special" after the catalog number; also state "one-piece, stationary." Order with our casement frames, page 34.

The frames priced below under catalog number 63PM9944 are our regular plain drip cap window frames, fully illustrated and described on page 33. Made with 1 $\frac{1}{2}$ -inch outside casing and include our exclusive leakproof sill. Prices include pulleys set in frame. Made with clear fir pulley stiles and clear cypress outside casings and sills. Shipped knocked down, ready to set up.


Shipped From Our Own Factory in NEWARK, N. J., Not Prepaid.

Shipped From Our Own Factory

Size of Opening				Top Glass		Bottom Glass		Shpg. Wt., Lbs.	63PM7106 Glazed as Illustrated	63PM7142 Glazed as Illustrated	63PM9944 Frame For Nos. 63PM7106 63PM7142 Windows
Width		Height		Wdth. In.	Hght., In.	Wdth. In.	Hght., In.				
Ft.	In.	Ft.	In.								
3	8	5	0	40	14	40	40	90	\$7.85	\$4.85	\$3.53
3	8	5	2	40	14	40	42	93	8.35	5.40	3.55
4	0	5	2	44	16	44	40	102	8.65	5.65	3.80
4	0	5	6	44	16	44	44	110	8.00	6.05	3.84




63PM7106



63PM7142


Plain Rail Windows and Frames to Match

CLEAR
CALIFORNIA
WHITE
PINE
1 $\frac{1}{8}$ -INCH
PLAIN
RAIL
FOUR-
LIGHT
WINDOWS




63PM7176

CLEAR
CALIFORNIA
WHITE
PINE
1 $\frac{1}{8}$ -INCH
PLAIN
RAIL
EIGHT-
LIGHT
WINDOWS



63PM7178

CLEAR
CALIFORNIA
WHITE
PINE
1 $\frac{1}{8}$ -INCH
PLAIN
RAIL
TWELVE-
LIGHT
WINDOWS



63PM7180

FOR
CHECK RAIL
WINDOWS,
SEE
PAGE 26

Four-Light Plain Rail Windows

Four-Light Plain Rail Windows								
Size of Each Light of Glass in Inches	Size of Opening				1½-Inch Thick Plain Rail		Frame for No. 63PM7176 Window, K. D. 63PM9765	Shipping Weight, Lbs.
	Width		Height		Single Strength Glass 63PM7176	Weight, Lbs.		
	Ft.	In.	Ft.	In.				
12x20	2	4	3	10	\$1.39	25	\$2.25	25
12x24	2	4	4	6	1.57	26	2.35	30

Eight-Light Plain Rail Windows

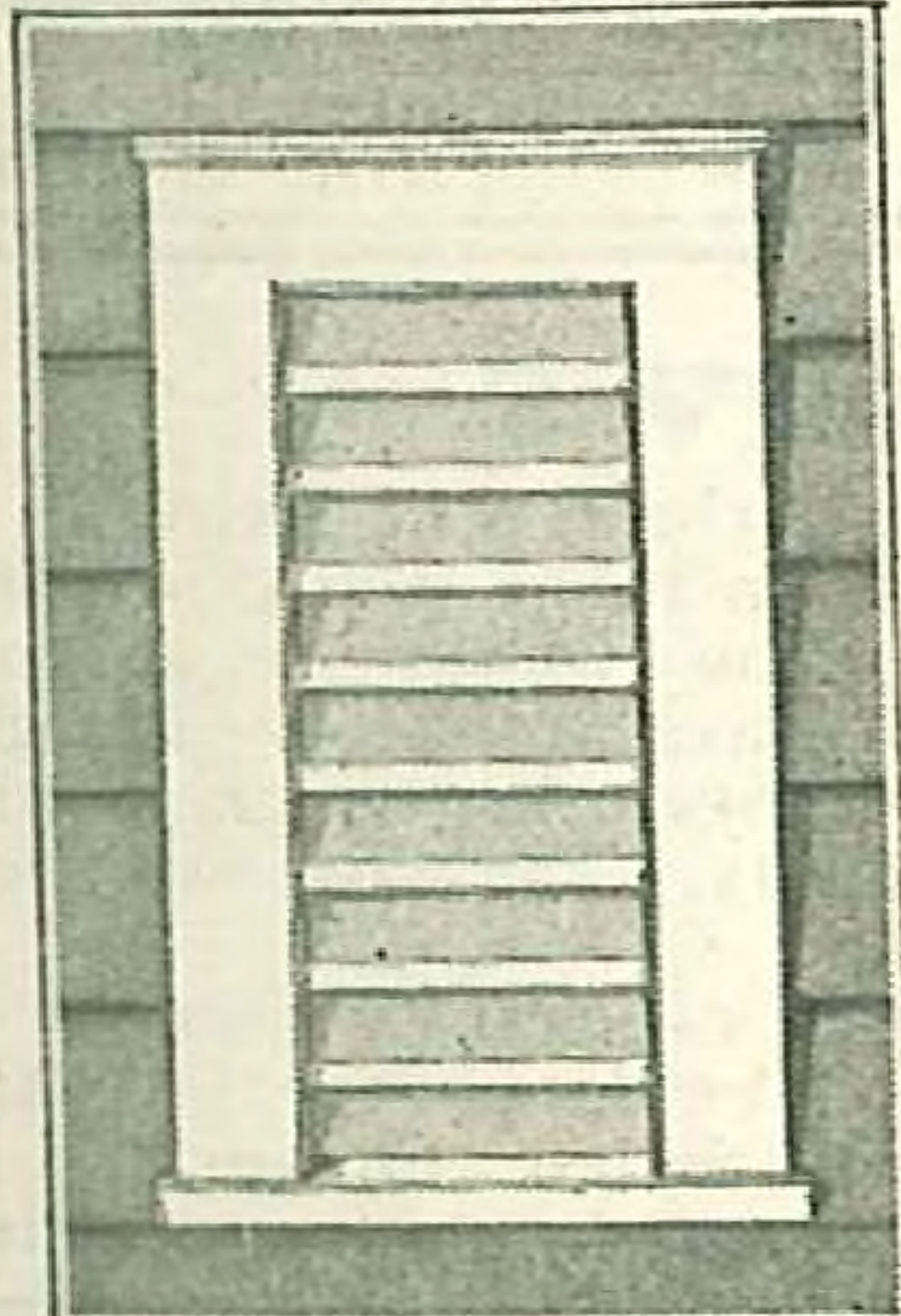
Size of Each Light of Glass in Inches	Size of Opening				1½-Inch Thick Plain Rail		Frame for No. 63PM7178 Window, K. D. 63PM9766	Shipping Weight, Lbs.
	Width		Height		Single Strength Glass 63PM7178	Weight, Lbs.		
	Ft.	In.	Ft.	In.				
8x10	1	8½	3	10	\$1.11	19	\$2.10	19
9x12	1	10½	4	6	1.28	19	2.25	23
10x12	2	0½	4	6	1.35	20	2.27	26
12x14	2	4½	5	2	1.73	23	2.50	30

Twelve-Light Plain Rail Windows

Twelve-Light Plain Rail Window								
Size of Each Light of Glass in Inches	Size of Opening				1 1/8-Inch Thick Plain Rail		Frame for No. 63PM7180 Window, K. D. 63PM9767	Shipping Weight, Lbs.
	Width		Height		Single Strength Glass 63PM7180	Weight, Lbs.		
	Ft.	In.	Ft.	In.				
8x10	2	4	3	10	\$1.39	21	\$2.25	28
9x12	2	7	4	6	1.65	21	2.43	34
9x14	2	7	5	2	1.95	23	2.55	36
10x12	2	10	4	6	1.72	23	2.48	36

Shipped From Our Own Factory in NEWARK, N. J., Not Prepaid.


Louvre Frame



63PM7166

Rectangular Louvre Frame, of clear Cypress. Outside casing, 1 $\frac{1}{2}$ inches thick. Size of opening:
10 in. by 1 ft. 5 in. \$3.55
12 in. by 2 ft. 6 in. 4.45
Furnished with stationary wire screen and a solid wood Panel back for closing in winter. Shipping weight, 23 pounds.


Half Circle Louvre Frame



63PM7167

Half Circle Louvre Frame, of clear Cypress. Outside casing, 1 $\frac{1}{2}$ inches thick. Size of opening:
2 ft. 3 in. by 1 ft. 2 in. \$4.50
2 ft. 6 in. by 1 ft. 4 in. 4.90
Framed square on the inside.
Furnished with stationary wire screen and a solid wood Panel back for closing in winter. Shipping weight, 25 pounds.

Half Circle Gable Sash and Frame



63PM7182

Sash only. Opening, 2 feet 6 inches by 1 foot 4 inches. 1 $\frac{3}{8}$ inches thick, glazed, 4 lights, clear glass. Made square inside. (Shipping wt., 15 lbs.). \$4.05

63PM7183

Frame only. Of clear Cypress. Outside casing, 1 $\frac{1}{2}$ inches thick. Opening, 2 feet 6 inches by 1 foot 4 in., for 2x4 studding. Made square inside. \$3.90
Shipping weight, 20 pounds.

Sash Weights

To hang a window, four sash weights are required, each weighing one-fourth the weight of entire window. Our weights are standard diameter and length, according to weight. Shipped from foundry in CENTRAL PENNSYLVANIA.

Sizes, from 3 to 8 $\frac{1}{2}$ pounds by half pounds, and from 9 to 26 pounds by pounds. Be sure to state weight. Not Prepaid.

63PM7200

Per pound 2 $\frac{1}{2}$ c

Shipped From Our Own Factory in NEWARK, N. J., Not Prepaid.



Door Frames (Honor Bilt MILLWORK)

Plain Drip Cap Outside Door Frames

WE USE thoroughly dried and seasoned lumber kept from the weather in mammoth warehouses; when kept properly protected with paint will not warp or check.

We use practically clear Louisiana cypress for the outside casings and moldings and solid oak for the sills. There is no better material for the manufacture of the various parts of the frame.

All frames packed to secure lowest transportation rates. Will reach you in a clean and perfect condition and take the lowest freight rate. Each part is cut to exact size. Easy to put together.

Opening size shown is outside measurement of door and inside measurement of frame. Stud opening should be 4 inches wider and 5 inches higher than outside measurement of door.

Jambs of frames are rabbeted for 1 3/8-inch or 1 3/4-inch doors.

When ordering frames be sure to give the thickness of the door for which the frame is wanted.

We ship promptly.

Door Frames With Hardwood Sills

OUR FRAMES WILL OUTWEAR THE BUILDING, because REAL CYPRESS, "The Wood Eternal," is used for all our door and window frames.

We do not use Redwood or Pine for the outside casings and moldings of our frames.

Cypress takes paint readily; will not warp or check. IT IS THE BEST WOOD for this purpose.

When ordering door frames be sure to give width first.

Made with 1 1/8-inch outside casing and with or without transom head. Where jambs are wanted wider than 5 1/4 inches, add 35 cents for each additional inch or fraction thereof in the width of the jamb.

Prices of Drip Cap Door Frames

SIZE		With Oak Hardwood Sill	With Softwood Sill	Shipping Weight, Pounds
Width	Height	63PM9950	63PM9949	
Ft. In.	Ft. In.			
2 6	6 6	\$4.05	\$3.65	42
2 6	6 8	4.10	3.70	45
2 8	6 8	4.15	3.75	46
2 6	7 0	4.20	3.80	48
2 8	7 0	4.25	3.85	49
2 10	6 10	4.25	3.85	50
3 0	6 8	4.30	3.90	52
3 0	7 0	4.35	3.95	55

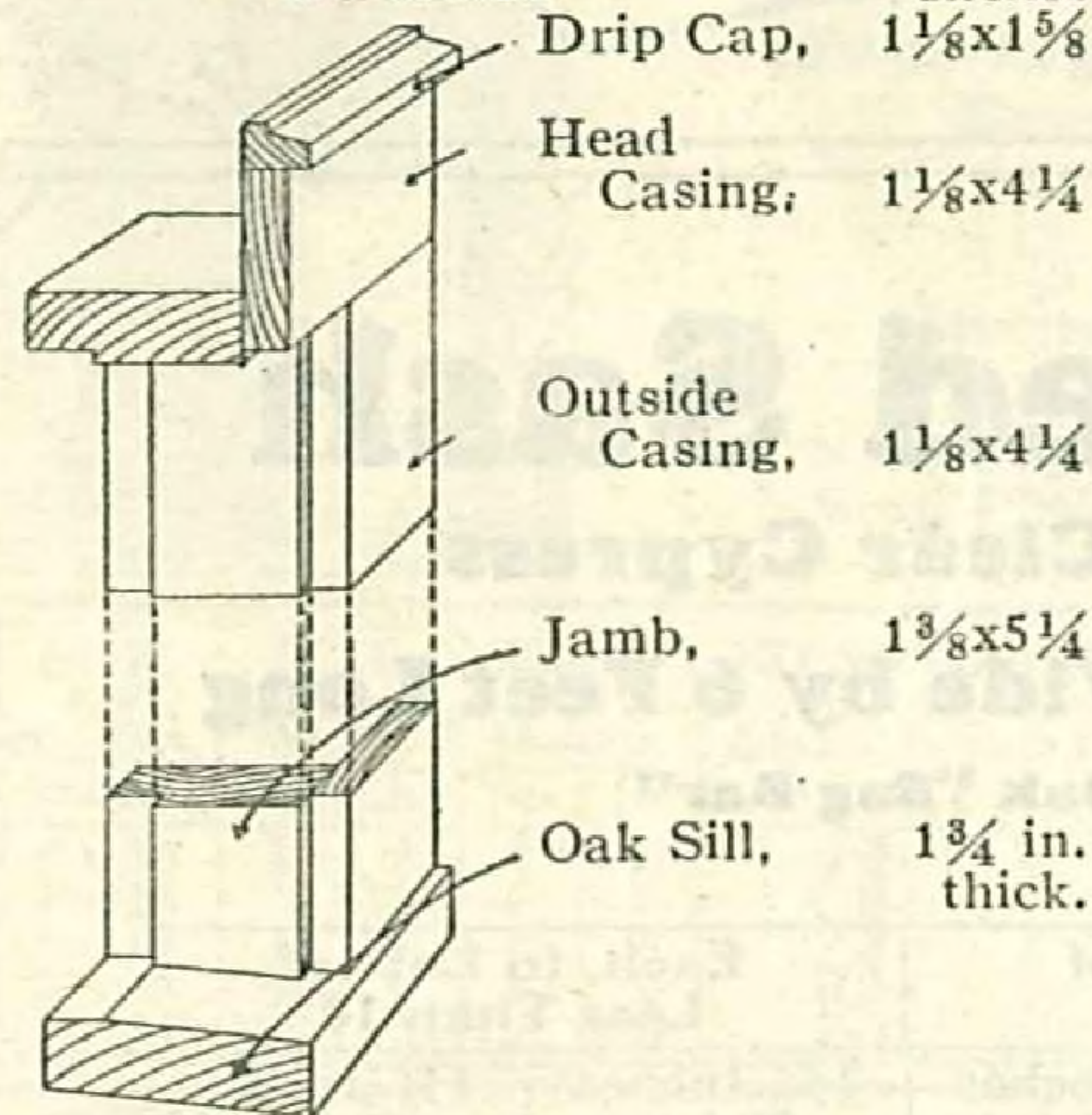
Transom Head Frames

If frame is wanted with a transom head add \$1.50 to the price above of a regular frame of the same size and be sure to give height of transom when ordering.

"The best I've used in 20 years"
Says a Washington, D. C., Contractor

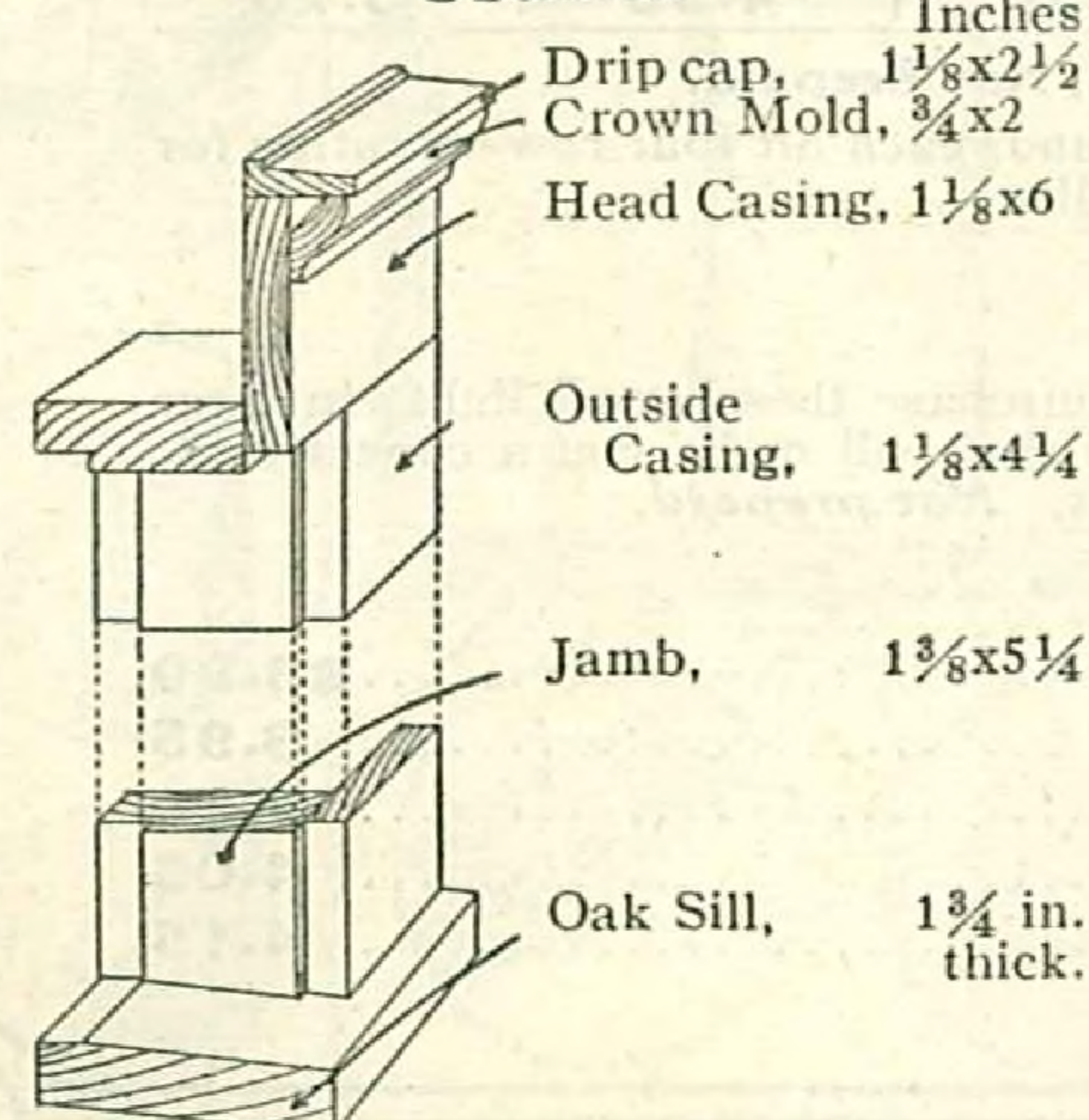
Details and Exact Measurements

Plain Drip Cap Door Frames



Lower detail at left shows frame with crown mold cap in place of plain drip cap. If crown mold cap frame is wanted, allow 50 cents extra over price quoted for plain drip cap door frames of corresponding size. When ordering crown mold cap frame, specify catalog number 63PM9834, and state "with crown mold cap." All parts of crown mold cap frame are of the same dimensions as plain drip cap frame, except crown mold, drip cap mold and head casing. (For dimensions see lower detail at left.)

Crown Mold Cap for Door Frames



Circle, Segment and Gothic Head Door Frames

Constructed exactly the same way as our plain drip cap door frames, except the drip cap mold is not included. Outside casings 1 1/8 inches thick are practically Clear Louisiana Cypress. These frames are to fit circle head doors illustrated on page 10. They can also be furnished with segment, or gothic heads, (not illustrated). For prices see table below.

Prices of Circle, Segment and Gothic Head Frames

SIZE		With Hardwood Sill	With Softwood Sill	Shpg. Wt., lbs.
Width	Height	63PM9795	63PM9796	
Ft. In.	Ft. In.			
3 0	6 8	\$9.20	\$8.80	52
3 0	7 0	9.30	8.90	55

Add \$3.00 for these frames, made for Brick, Brick Veneer or Stucco Construction.

BE SURE TO STATE WHAT HEAD DESIGN DOOR FRAME IS FOR

Shipped From Our Own Factory in NEWARK, N. J., Not Prepaid.



[Honor Bill MILLWORK]

High grade frames made of practically clear lumber. NOTE—The outside casing and the sills of our window and sash frames are made of Clear Cypress, the very best wood for the purpose. We do not use Redwood or White Pine for the outside casings and mold-

Window Frames

[Honor Bill MILLWORK]

ings of our frames. Opening size shown is the outside measurement of window and inside measurement of the frame. Stud opening should be 6 inches wider and 5 inches higher than opening size of windows.

Two-Light Window Frames

Size of Glass in Window to Match	Size of Opening		1 1/8-Inch Thick Outside Casing		With Pulleys 63PM9944	Wt., Lbs.
	Width	Height	Width	Height		
12x20	1	4	3	10	\$2.16	24
12x26	1	4	4	10	2.40	29
12x28	1	4	5	2	2.48	30
14x20	1	6	3	10	2.24	25
14x24	1	6	4	6	2.40	27
16x20	1	8	3	10	2.32	26
16x24	1	8	4	6	2.48	28
16x28	1	8	5	2	2.64	32
16x30	1	8	5	6	2.72	33
18x24	1	10	4	6	2.61	29
18x26	1	10	4	10	2.64	32
20x20	2	0	3	10	2.44	28
20x24	2	0	4	6	2.64	30
20x28	2	0	5	2	2.78	33
20x30	2	0	5	6	2.90	34
20x32	2	0	5	10	2.97	35
20x36	2	0	6	6	3.17	39
22x20	2	2	3	10	2.59	29
22x24	2	2	4	6	2.68	31
22x28	2	2	5	2	2.83	35
22x30	2	2	5	6	2.95	36
24x14	2	4	2	10	2.52	27
24x16	2	4	3	2	2.58	28
24x20	2	4	3	10	2.64	30
24x24	2	4	4	6	2.71	32
24x28	2	4	5	2	2.95	36
24x30	2	4	5	6	3.05	37
24x36	2	4	6	6	3.29	41
26x24	2	6	4	6	2.83	32
26x26	2	6	4	10	2.92	34
26x28	2	6	5	2	3.04	36
26x30	2	6	5	6	3.09	37
28x14	2	8	2	10	2.82	27
28x16	2	8	3	2	2.86	28
28x24	2	8	4	6	2.95	33
28x28	2	8	5	2	3.19	37
28x30	2	8	5	6	3.25	38
28x32	2	8	5	10	3.33	39
30x24	2	10	4	6	2.95	34
30x28	2	10	5	2	3.16	38
30x30	2	10	5	6	3.23	39
30x36	2	10	6	6	3.50	44
32x30	3	0	5	6	3.32	40
32x36	3	0	6	6	3.63	45
36x24	3	4	4	6	3.28	36
36x26	3	4	4	10	3.36	38
36x28	3	4	5	2	3.51	40
36x36	3	4	6	6	3.76	46
40x24	3	8	4	6	3.44	39
40x28	3	8	5	2	3.55	42
40x30	3	8	5	6	3.61	44
40x36	3	8	6	6	3.92	49
44x30	4	0	5	6	3.84	44
44x36	4	0	6	6	4.16	49

Four-Light Window Frames

Size of Glass in Window to Match	Size of Opening		1 1/8-Inch Thick Outside Casing		With Pulleys 63PM9944	Wt., Lbs.
	Width	Height	Width	Height		
10x20	2	1	3	10	\$2.45	28
10x22	2	1	4	2	2.59	29
10x24	2	1	4	6	2.64	30
10x28	2	1	5	2	2.87	34
10x30	2	1	5	6	2.95	35
10x32	2	1	5	10	3.01	36
12x20	2	5	3	10	2.72	31
12x26	2	5	4	10	2.95	35
12x28	2	5	5	2	3.04	37
12x30	2	5	5	6	3.11	38
12x36	2	5	6	6	3.33	42
14x24	2	9	4	6	3.04	34
14x26	2	9	4	10	3.11	36
14x28	2	9	5	2	3.20	38
14x30	2	9	5	6	3.28	39
15x24	2	11	4	6	3.13	34
15x28	2	11	5	2	3.29	38
15x30	2	11	5	6	3.37	40
15x32	2	11	5	10	3.45	41

Eight-Light Window Frames

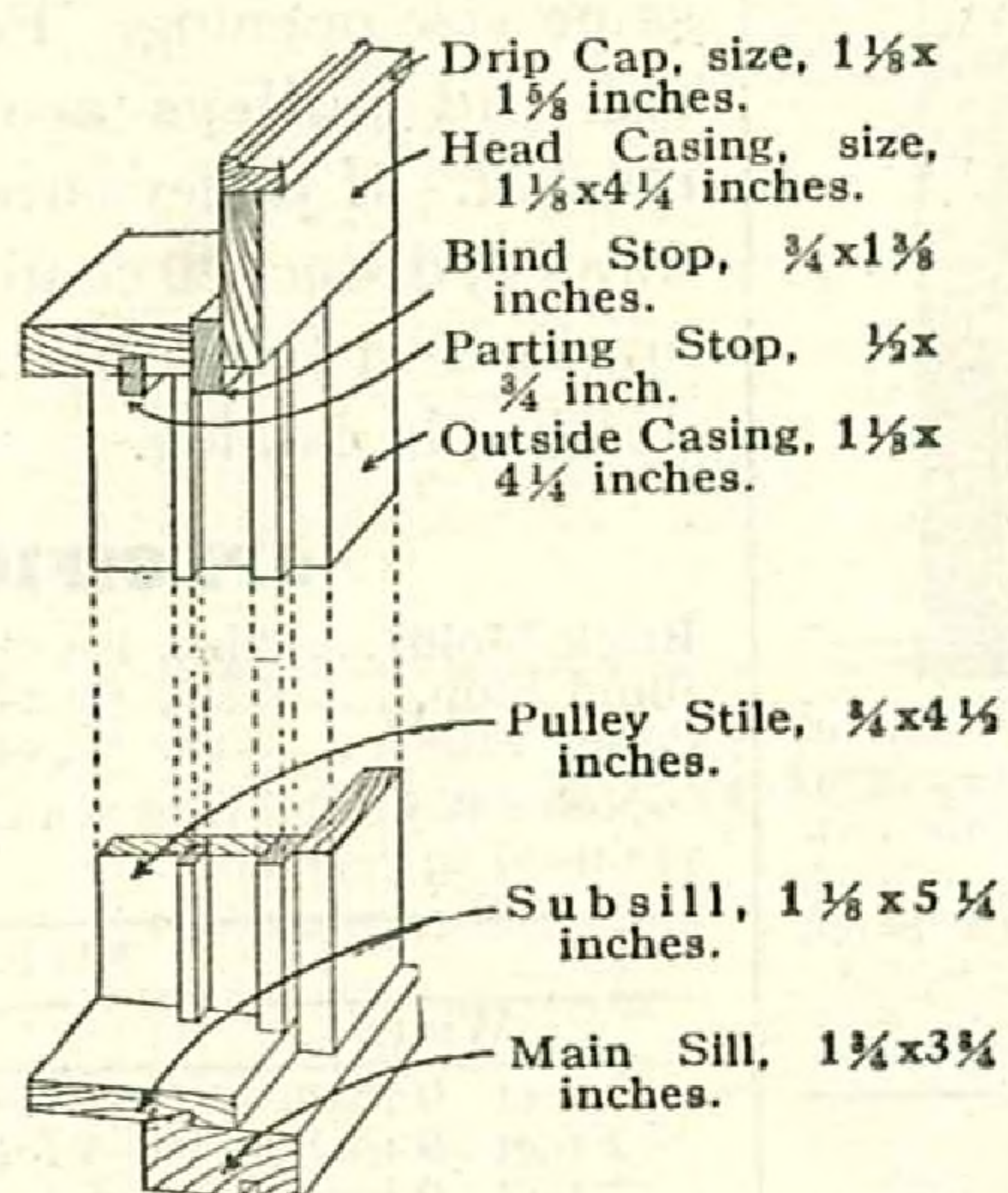
Size of Glass in Window to Match	Size of Opening		1 1/8-Inch Thick Outside Casing		With Pulleys 63PM9944	Wt., Lbs.
	Width	Height	Width	Height		
9x12	1	11	4	6	\$2.64	29
10x14	2	1	5	2	2.83	31
12x14	2	5	5	2	3.04	34
12x16	2	5	5	10	3.33	38
14x16	2	9	5	10	3.40	41

For 12-Light Window Frames, Use Price of Nearest Four-Light Window Frame.

Frames are cut to the exact size of the window for which they are intended and all that is necessary is to nail them together. Include pulleys set in place. All frames are shipped in bundles, one frame to the bundle. Will reach you in a clean and perfect condition. Bundles are wired together. They take a lower freight rate when shipped this way. As each part is cut to exact size they are easy to put together.

Shipped From Our Own Factory in Newark, N. J., Not Prepaid.

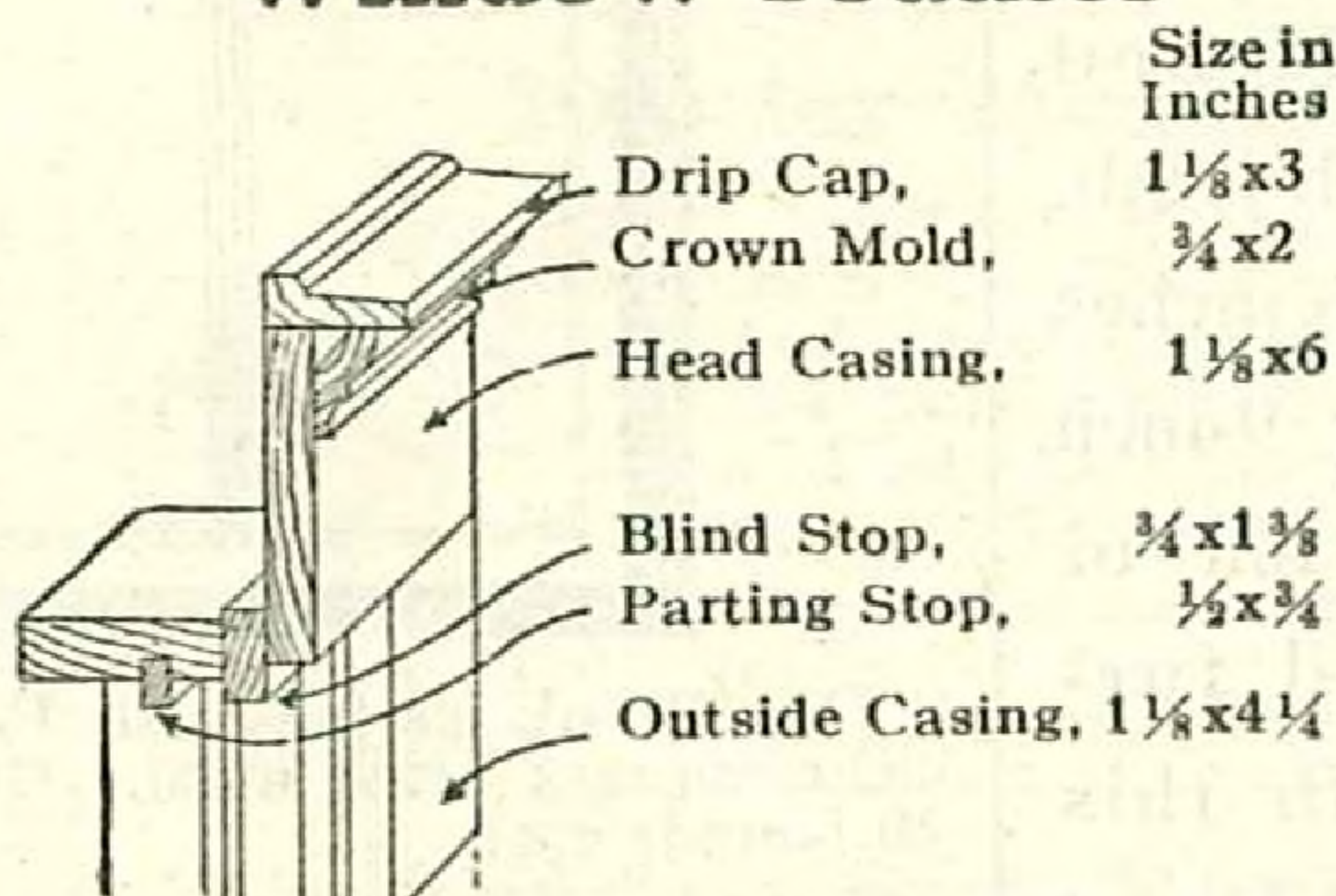
Details and Exact Measurements



Window Frames

Made with two-member leak-proof sill. Furnished with 1 1/8-inch outside casing. Made for buildings with regular 2x4-inch studing. Where pulley stiles for window frames are wanted wider than listed, add 35 cents for each additional inch or fraction thereof and write the word "Special" after the number in the catalog. (We use only high grade pulleys.)


Crown Mold Caps for Window Frames



Window frames can be furnished with heavy crown mold cap. All parts of the frame, with this exception, are of the same dimensions as plain drip cap frames (see detail). If crown mold cap is wanted, allow 30 cents extra over price quoted for plain drip cap window frames of corresponding size. When ordering specify catalog number 63PM9829 and state WITH CROWN MOLD CAP.

Shipped From Our Own Factory in NEWARK, N. J., Not Prepaid.

Plain Drip Cap Frames for Check Rail Windows



WHEN ORDERING BE SURE TO GIVE WIDTH FIRST

Mullion or Double Frames

63PM9945—1 1/8-Inch Thick Outside Casing. With pulleys.

Mullion or Double Frames are double the price of regular frames of the same window opening size.

ORDER BY NUMBER OF ARTICLE AND STATE SIZE

Triple Frames

63PM9946—1 1/8-Inch Thick Outside Casing. With pulleys.

Triple Frames are three times the price of regular frames of the same window opening size.

ORDER BY NUMBER OF ARTICLE AND STATE SIZE

Single Sash Frames

SINGLE SASH FRAMES will be furnished at prices quoted on page 34 for Casement Sash Frames. When ordering Single Sash Frames mention 63PM7991.

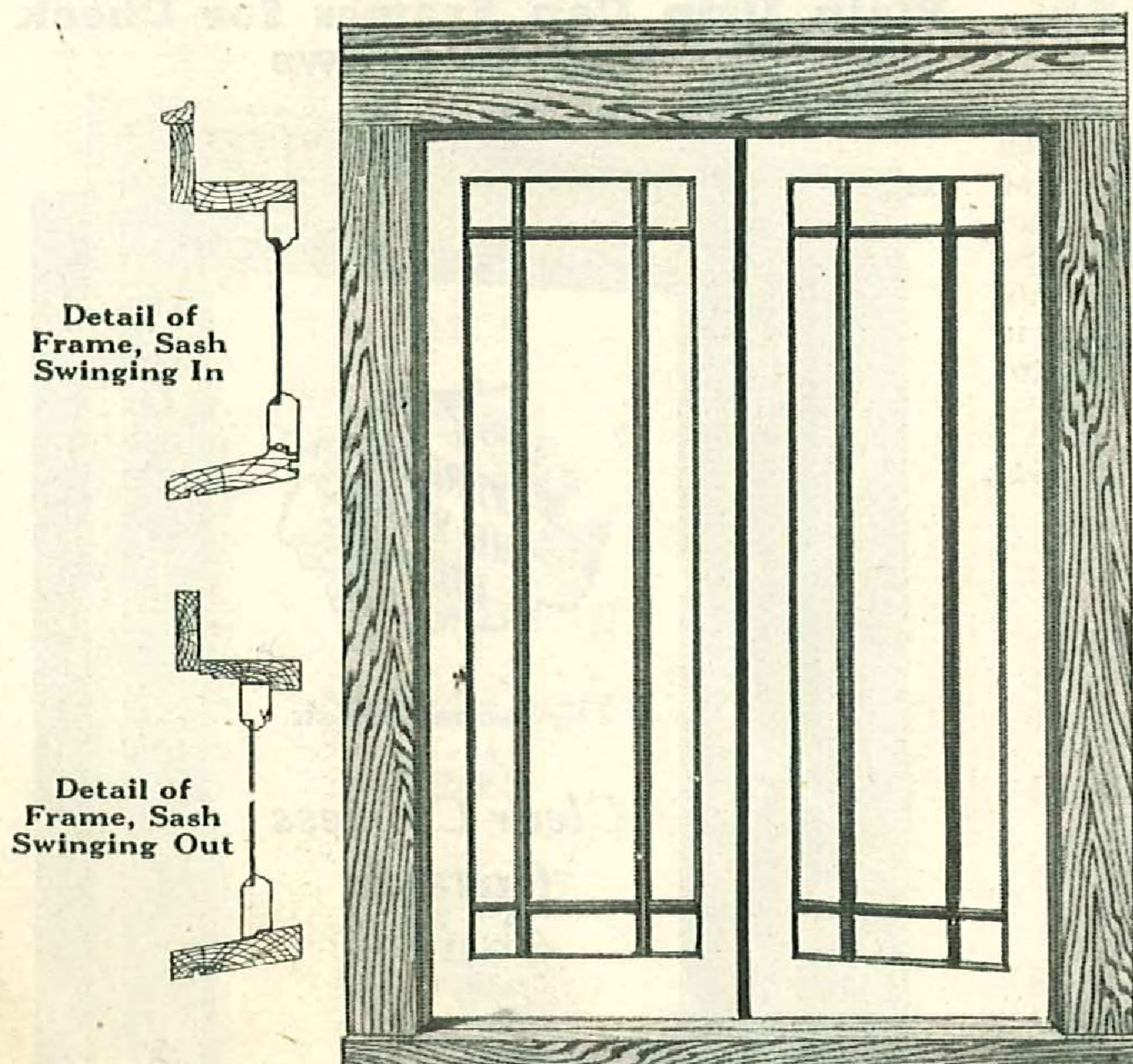
Prices of Sizes Not Shown

For price of frames in sizes not shown allow the price of the next larger size. If wanted for stucco construction add 45 cents per frame to price shown and state in order "for stucco construction," or for brick veneer add 90 cents per frame and specify in order "for brick veneer construction."

Door, Window and Sash Frames

FOR FRAME, STONE OR SOLID BRICK BUILDINGS

Casement Sash Frames

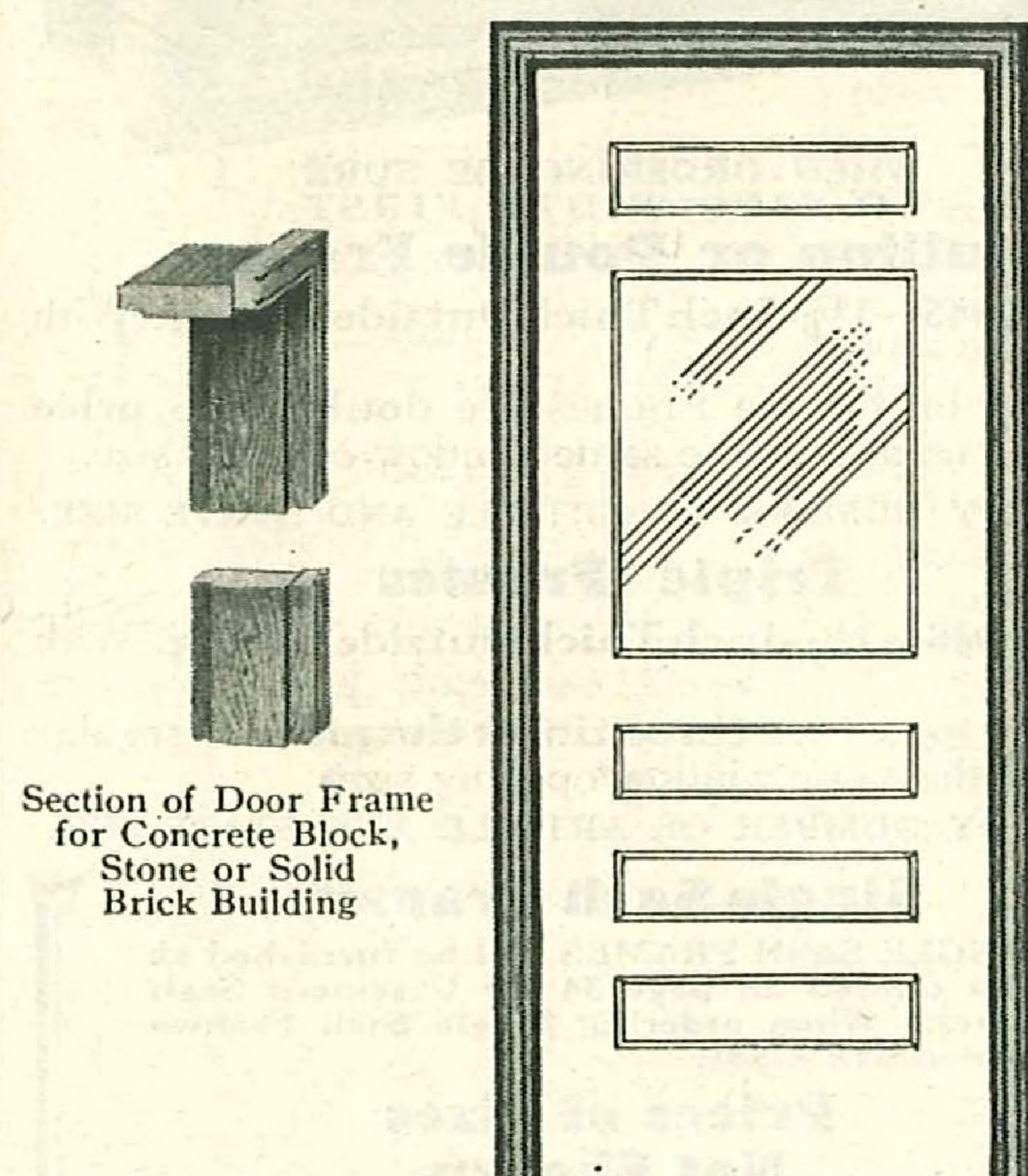


The frame shown is for frame wall and to be used with the casement sash on page 25. Made with clear cypress outside casings, 1 1/8 in. thick, each piece cut to exact size. Rabbeted to receive 1 3/8-inch sash. Made for sash to swing in or out. When ordering be sure to mention whether you want your sash to swing in or out. If other sizes than those listed are wanted, write for prices. If wanted for brick veneer construction, add 90 cents per frame and specify "For Brick Veneer."

Per Frame, Knocked Down and Bundled

Size of Opening or Outside Measurements of Sash				63PM7991 Price, Per Frame	Weight, Pounds	Size of Opening or Outside Measurements of Sash				63PM7991 Price, Per Frame	Weight, Pounds
Width		Height				Width		Height			
Ft.	In.	Ft.	In.			Ft.	In.	Ft.	In.		
2	0	2	1	\$2.40	20						
2	0	2	7	2.60	26	2	10	5	2	\$3.90	46
2	4	2	1	2.60	25	2	10	5	6	4.05	48
2	6	2	1	2.65	26	3	8	2	1	3.10	33
2	8	2	1	2.85	28	3	8	5	2	4.40	51
2	8	2	6	2.95	30	4	2	2	3	3.45	36
2	10	3	4	3.25	35						

Door Frames for Concrete, Stone or Solid Brick Buildings




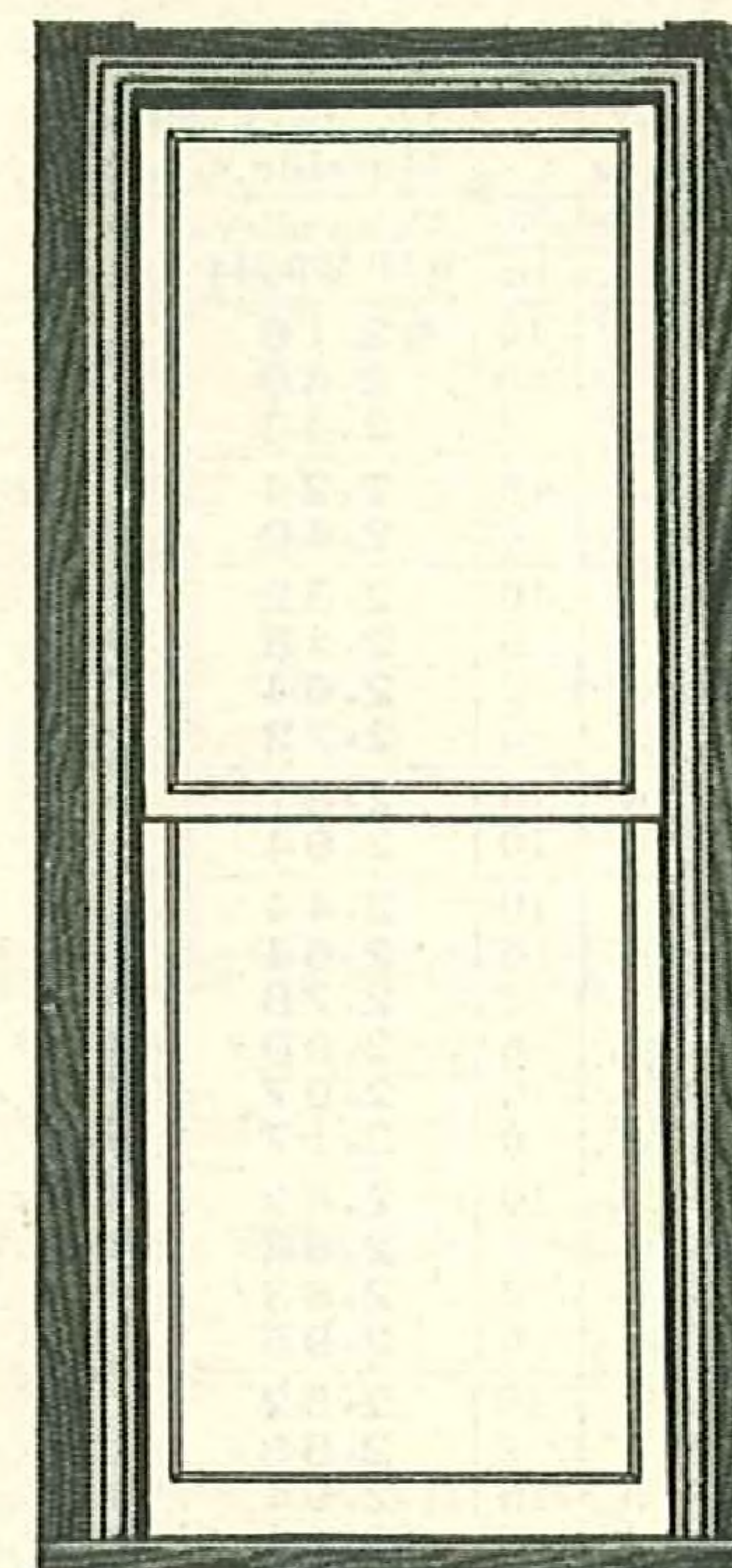
This frame is made of 1 1/8x1 5/8-inch clear cypress brick mold and 1 3/8x5 1/4-inch jamb, making it 6 3/8 inches over all for 9-inch wall. No sill or arch board furnished with this frame. Shipped knocked down and carefully bundled.

SIZE				Without Transom Head 63PM7895	Weight, Pounds	With Transom Head 63PM7896	Weight, Pounds
Width		Height					
Ft.	In.	Ft.	In.				
2	8	6	8	\$3.00	42	\$3.92	57
3	0	7	0	3.12	52	4.16	67

Window and Sash Frames

For Stone or Solid Brick Buildings

For check rail windows. The frames are perfectly machined and ready to be put together. Outside casings and molds made of clear cypress. When ordering give size of glass and number of lights in window. Orders for single sash frames will be furnished at price of window frames of same size opening. Pockets and pulleys are included. If pulleys are not wanted, deduct 20 cents and mark word "Special" after number in catalog.



SPECIFICATIONS FOR THIS FRAME

Brick Mold.....Size, 1 1/8x1 5/8 inches Parting Stop.....Size, 1 1/8x 3/4 inch
Blind Stop.....Size, 1 3/8x4 1/2 inches Rabbeted Box Lining.....Size, 1 3/8x4 inches
Pulley Stile.....Size, 1 3/8x4 1/2 inches Back Box Lining.....Size, 1 3/8x4 1/2 inches

Note: A jamb lining which is listed below is used with these frames when they are used in residences.

SIZE		Per Frame 63PM7897	Weight, Pounds
Width	Height		
2 feet 0 inches	3 feet 10 inches or smaller	\$3.10	30
2 feet 0 inches	4 feet 6 inches or smaller	3.40	35
2 feet 0 inches	5 feet 2 inches or smaller	3.65	40
2 feet 10 inches	3 feet 10 inches or smaller	3.60	35
2 feet 10 inches	5 feet 2 inches or smaller	3.90	45
3 feet 4 inches	6 feet 2 inches or smaller	4.50	50

63PM8031—Mullion or Double Frames are double the price of regular frames of same window opening size.

63PM8032—Triple Frames are three times the price of regular frames of same window opening size.

Jamb Lining for Stone or Brick Buildings

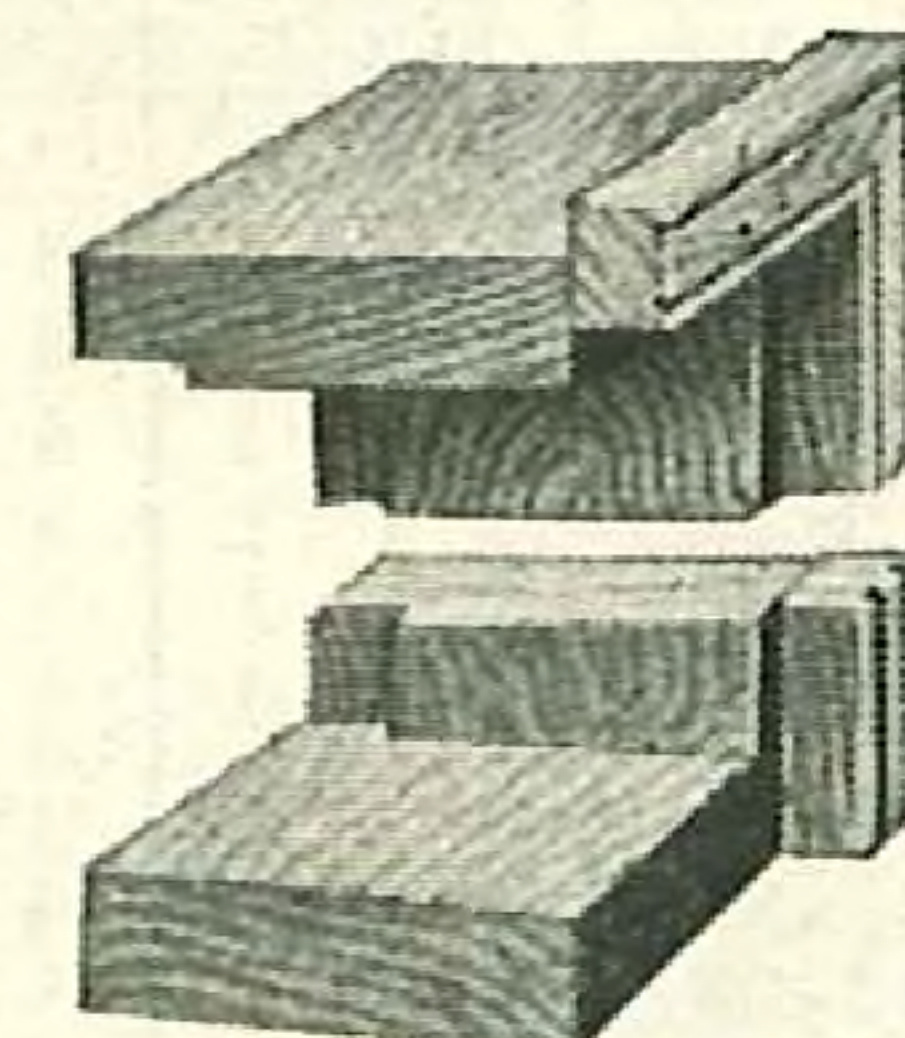

Made of Clear Oak or Clear Fir.

63PM8132—Clear Oak. 3/4x4 5/8 inches. Per 100 feet.....\$10.95

63PM9833—Clear Fir. 3/4x4 5/8 inches. Per 100 feet.....4.95

Note—Add 10 per cent extra for specified lengths.

Plank Cellar Sash Frames for Stone, Concrete or Brick Wall



Our Plank Cellar Sash Frames made with a 1 3/8x5 1/4-inch jamb, 1 1/8x1 5/8-inch clear cypress brick mold. Knocked down, bundled ready for shipment. Weight, 20 pounds each.

63PM7894—2-Light Cellar Frame 63PM7898—3-Light Cellar Frame

Size of Glass	Size of Sash				Price.	Size of Glass	Size of Sash				Price
	Width		Height				Width		Height		
	Ft.	In.	Ft.	In.			Ft.	In.	Ft.	In.	
10x12	2	1	1	5	\$1.30	8x10	2	4	1	3	\$1.35
10x14	2	1	1	7	1.32	9x12	2	7	1	5	1.38
10x16	2	1	1	9	1.34	9x14	2	7	1	7	1.39
10x18	2	1	1	11	1.36	10x12	2	10	1	5	1.40
12x14	2	5	1	7	1.38	10x14	2	10	1	7	1.41
12x16	2	5	1	9	1.39	10x16	2	10	1	9	1.44
12x18	2	5	1	11	1.41						
12x24	2	5	2	5	1.43						
14x16	2	9	1	9	1.44						
14x18	2	9	1	11	1.45						
14x20	2	9	2	1	1.46						

Note: Be sure to give thickness of sash.

Note: Be sure to give thickness of sash.

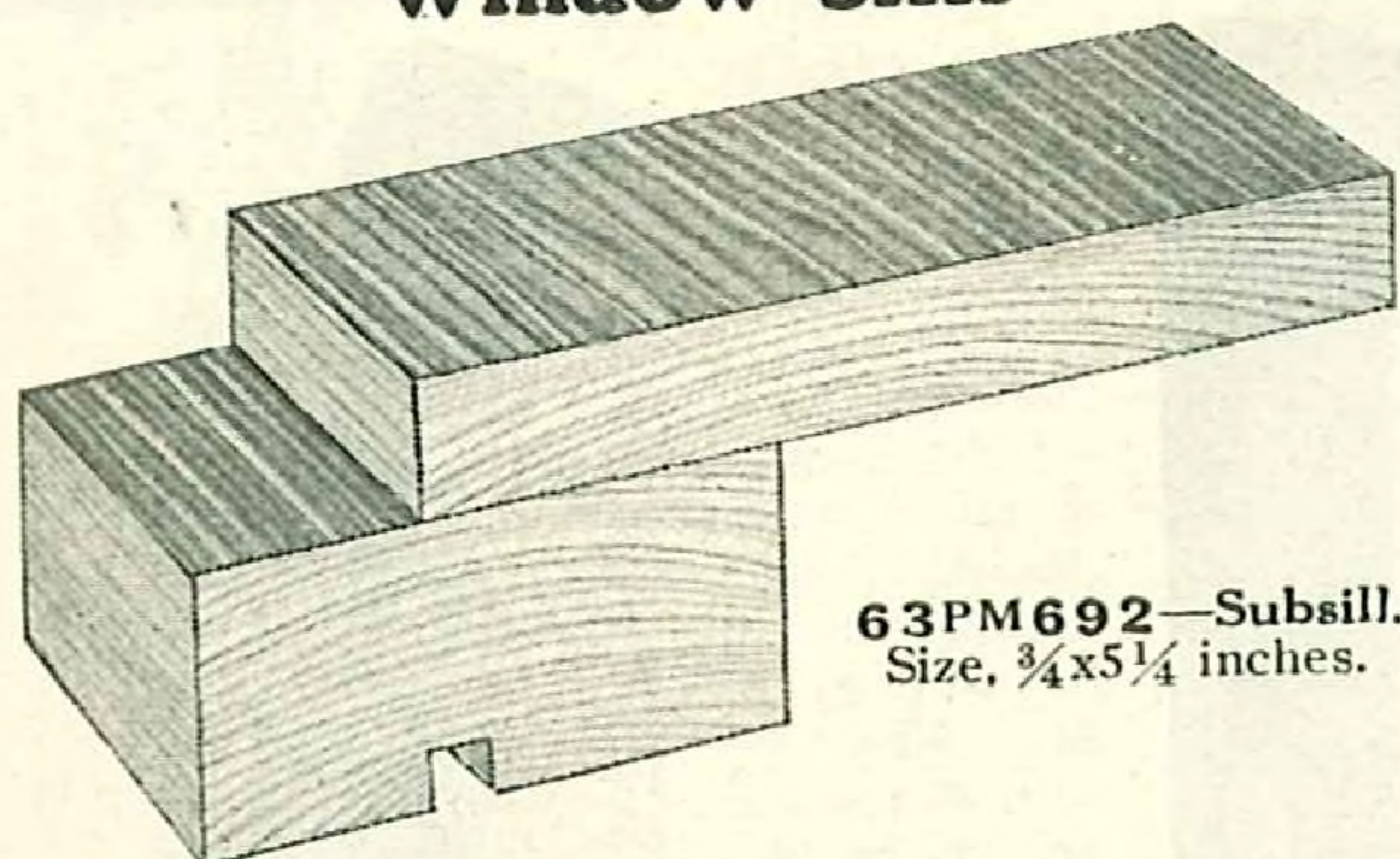
Shipped From Our Own Factory in NEWARK, N. J., Not Prepaid.

Cypress Moldings

Frame and Outside

**[Honor Bilt
MILLWORK]**

Window Sills



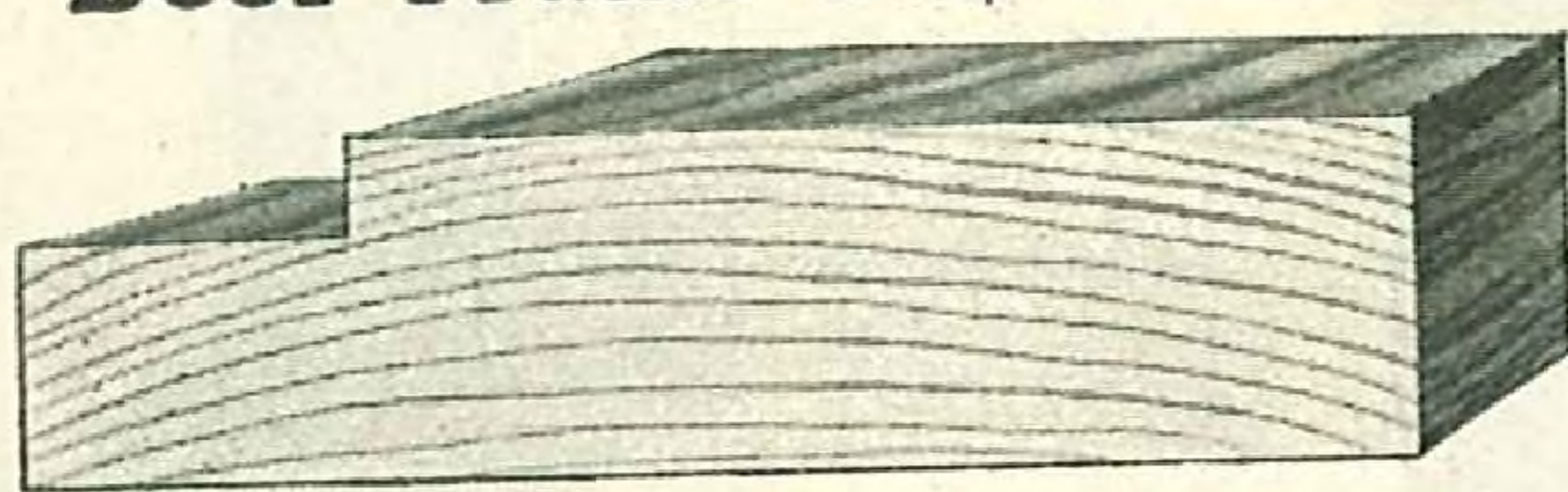
63PM692—Subsill.
Size, $\frac{3}{4} \times 5\frac{1}{4}$ inches.

63PM693—Main Sill.
Size, $1\frac{1}{4} \times 3\frac{3}{4}$ inches.

63PM692—Subsill Stock, made of Clear Cypress. Weight on 100 lineal feet, 76 pounds. Per 100 lineal feet, \$7.50

63PM693—Main Sill Stock, made of Clear Cypress; takes paint readily. Weight on 100 lineal feet, 90 pounds. Per 100 lineal feet, \$9.96

Door Frame Jamb Stock




Size, $1\frac{1}{8} \times 5\frac{1}{4}$ inches

Rabbeted Door Frame Jamb Stock, made of Clear Fir. Will take paint readily. Give thickness of door for which this stock is required, as rabbet will be made for $1\frac{1}{8}$ -inch door unless otherwise specified. Weight on 100 lineal feet, 99 pounds.

63PM699—Door Frame Jamb Stock, Clear Fir. Per 100 lineal feet, \$12.00

Outside Casing




Size, $1\frac{1}{8} \times 4\frac{1}{4}$ inches.

Outside Casing for door and window frames, made of Clear Cypress. Weight on 100 lineal feet, 72 pounds.

63PM680—Outside Casing Stock, Clear Cypress. Per 100 lineal feet, \$7.85

Pulley Stile




Size, $\frac{3}{4} \times 4\frac{1}{2}$ inches.

Pulley Stile Stock, made of Clear Fir. Plowed for $1\frac{1}{8}$ -inch windows. Weight on 100 lineal feet, 76 pounds.

63PM698—Pulley Stile Stock, grooved to receive parting stop. Clear Fir. Per 100 lineal feet, \$3.64

Parting Stop



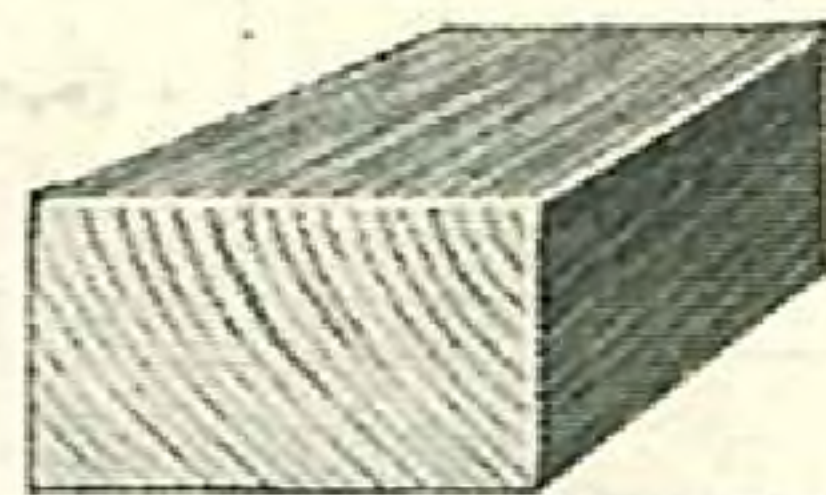
Prices are for 100 lineal feet in random lengths. Size, $\frac{1}{2} \times \frac{3}{4}$ -inch. Weight on 100 lineal feet, 12 pounds.

63PM7913—Fir..... 55c
63PM7352—Clear Cypress..... 75c


Blind Stop

Price is for 100 lineal feet in random lengths. Size, $\frac{3}{4} \times 1\frac{3}{8}$ inches. Weight on 100 lineal feet, 19 pounds.

63PM7351—Clear Cypress..... \$1.50



Drip Cap Molding




Clear Cypress.
Prices are for 100 lineal feet.

Carried in stock in the following sizes:

63PM7325—Clear Cypress. Size, $1\frac{1}{8} \times 1\frac{5}{8}$ in. Weight, per 100 lin. ft., 30 lbs. \$3.15
63PM7326—Clear Cypress. Size, $1\frac{1}{8} \times 2$ in. Weight, per 100 lin. ft., 36 lbs. \$3.58
63PM7327—Clear Cypress. Size, $1\frac{1}{8} \times 2\frac{1}{2}$ in. Weight, per 100 lin. ft., 44 lbs. \$4.35
63PM7328—Clear Cypress. Size, $1\frac{1}{8} \times 3$ in. Weight, per 100 lin. ft., 52 lbs. \$5.15

**For 150 Years
This Cypress House Has
Defied Rain and Decay**



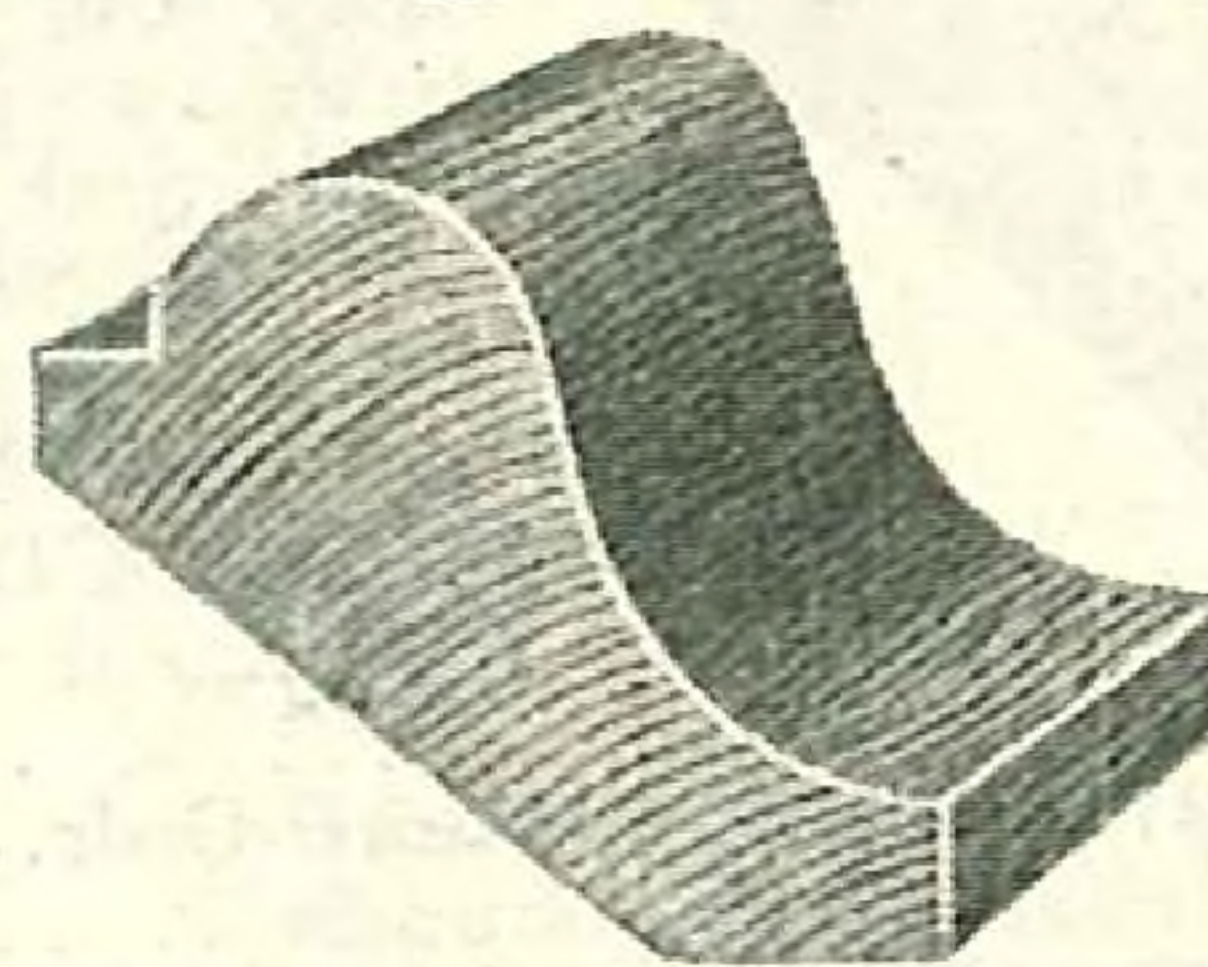
Cypress, the "wood eternal," for outside purposes, such as siding, cornice, fascia and trim, is equal to an insurance policy against all ordinary depreciation and repairs.

In the above house (entirely constructed of Cypress), located at Sinepuxent, Md., Commodore Decatur was born, January 3, 1779. In 1884 (more than a hundred years after it was built) a cyclone hit it as photographed above—wrenched and half denuded, BUT NOT DECAYED.

Bed Molding

Used to Finish Off Up in Eaves or Cornice.

63PM7321—Clear Cypress. Size, $\frac{3}{4} \times 2$ inches. Weight, per 100 lineal feet, 27 lbs. Per 100 lineal ft. \$1.50



Sprung Cove

Used in Eaves or Cornice, Same as Bed Molding.

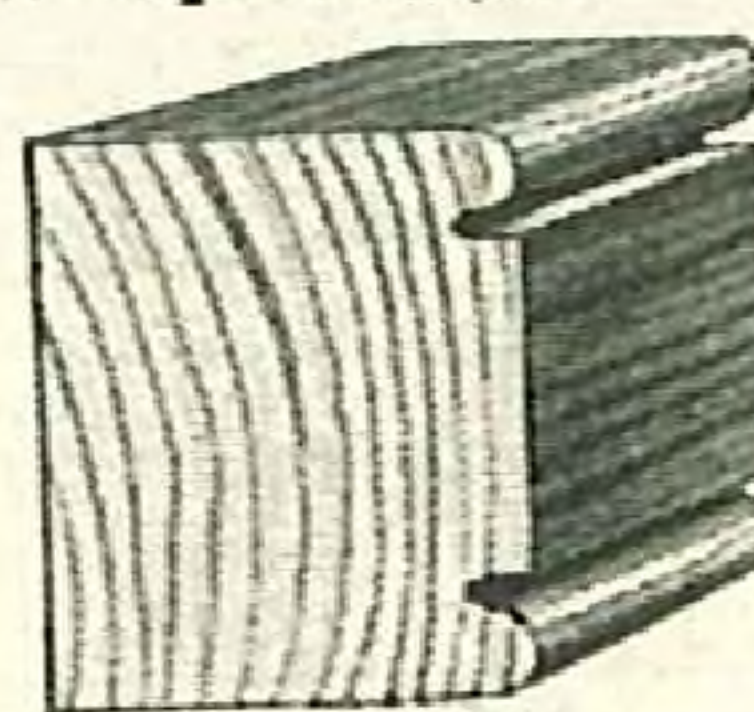
63PM683—Clear Cypress. Size, $\frac{3}{4} \times 2\frac{3}{4}$ inches. Weight, per 100 lineal feet, 36 lbs. Per 100 lineal feet, \$2.87




Brick Mold

Used Around Door and Window Openings.

63PM678—Clear Cypress. Size, $1\frac{1}{8} \times 1\frac{5}{8}$ inches. Weight, per 100 lineal feet, 30 lbs. Per 100 lineal feet, \$3.15




Plaster Molding



Used on our door and window frames. When used for stucco and plaster exterior it covers the joints between the frame and plaster, making your work more weatherproof.

63PM7324—Clear Cypress. Size, $\frac{3}{4} \times 2$ inches. Weight, per 100 lineal feet, 27 lbs. Per 100 lineal feet, \$1.50

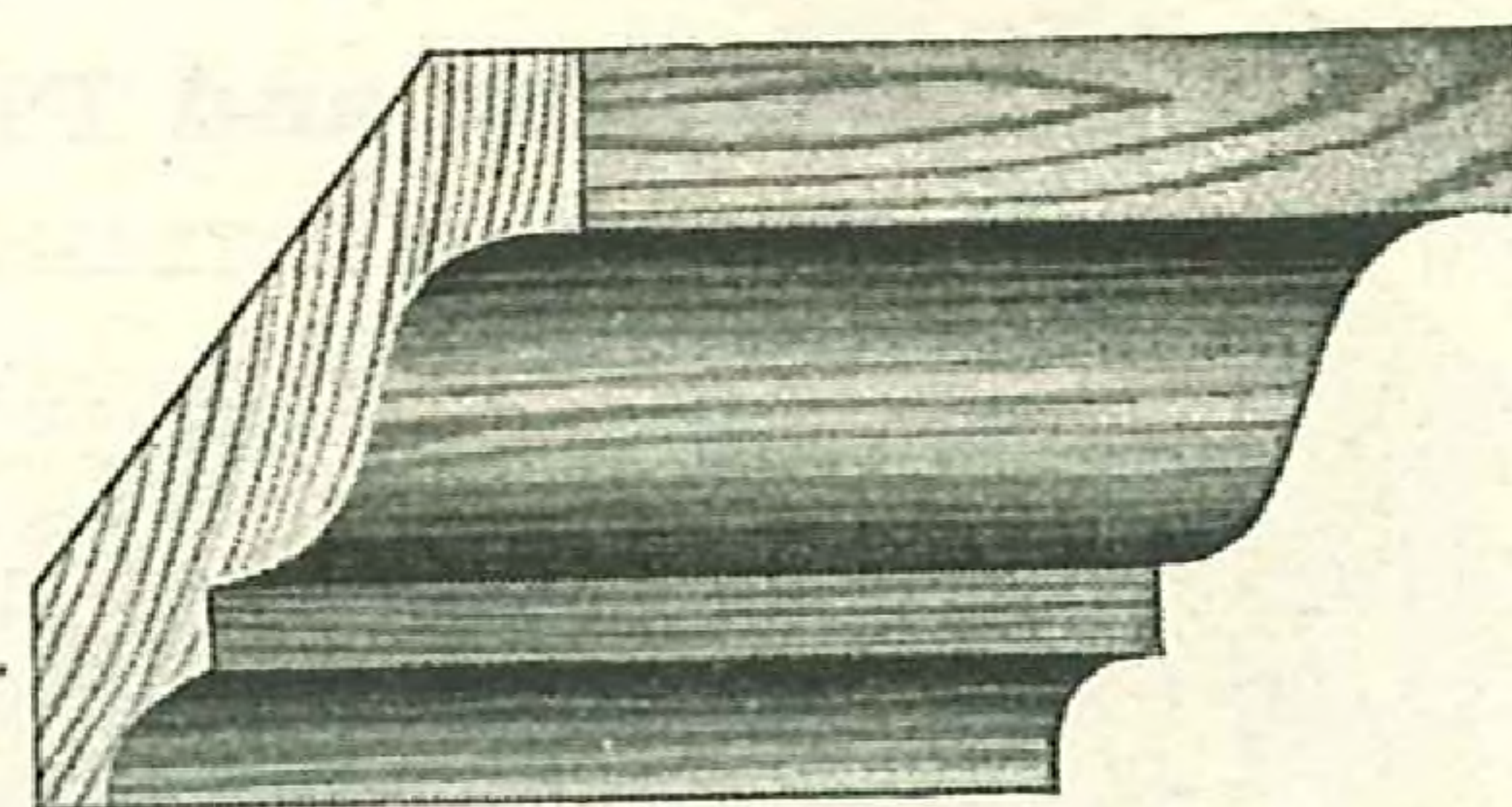
Lattice and Battens



Clear Cypress. Used for closing in space between the ground and floor of your porch; also suitable for making wood ornamentations for yard, gardens, etc., such as trellises and garden furniture.

63PM7346—Size, $\frac{5}{16} \times 1\frac{1}{8}$ in. Weight, per 100 lineal ft., 7 lbs. Per 100 lineal feet, 78c
63PM7347—Size, $\frac{5}{16} \times 1\frac{3}{8}$ in. Weight, per 100 lineal ft., 8 lbs. Per 100 lineal feet, 90c
63PM7348—Size, $\frac{5}{16} \times 1\frac{1}{4}$ in. Weight, per 100 lineal ft., 11 lbs. Per 100 lineal feet, \$1.25

Crown Molding




Per 100 Lineal Feet

63PM7320—Clear Cypress.
Size, $\frac{3}{4} \times 2\frac{3}{4}$ inches. Weight, per 100 lin. ft., 36 lbs. \$2.87
Size, $\frac{3}{4} \times 3\frac{1}{4}$ inches. Weight, per 100 lin. ft., 42 lbs. 3.34
Size, $\frac{3}{4} \times 3\frac{3}{8}$ inches. Weight, per 100 lin. ft., 48 lbs. 3.82
Size, $\frac{3}{4} \times 4\frac{1}{4}$ inches. Weight, per 100 lin. ft., 54 lbs. 4.54
Size, $\frac{3}{4} \times 4\frac{3}{8}$ inches. Weight, per 100 lin. ft., 58 lbs. 5.25

Nosing

Used to Finish Off the Edge of Porch Flooring.



63PM690—Clear Cypress. Size, $1\frac{1}{8} \times 2$ inches. Weight, per 100 lineal feet, 36 lbs. Per 100 lineal feet, \$3.58


Hook Strip



Clear Fir, used in clothes closets and also as a chair rail. Size, $\frac{5}{8} \times 3\frac{1}{2}$ inches clear fir. Weight, per 100 lineal feet, 50 pounds.


Price, per 100 lineal feet in random lengths. 63PM687—Clear Fir, hook strip, \$3.00

Cove Molding



63PM691—Clear Cypress. Size, $\frac{3}{4} \times \frac{7}{8}$ inch. Weight, per 100 lineal feet, 12 pounds. Per 100 lineal feet, 75c


Quarter Round



63PM7783—Clear Cypress. Size, $\frac{3}{4} \times \frac{3}{4}$ inch. Weight, per 100 lineal feet, 12 pounds. Per 100 lineal feet, 75c


Door and Window Stop

Used on Inside Door Jamb or Window Frames to Hold Door or Window in Place.



63PM7790—Clear Cypress.
Size, $\frac{3}{8} \times 1\frac{1}{8}$ in. Weight, per 100 lineal feet, 16 pounds. Per 100 lineal feet, 75c
Size, $\frac{3}{8} \times 1\frac{3}{8}$ in. Weight, per 100 lineal feet, 18 pounds. Per 100 lineal feet, 84c

Screen Molding



Used to Hold Screen Wire in Frame. Price is for 100 lineal feet in random lengths. Weight, per 100 lineal feet, 6 lbs.

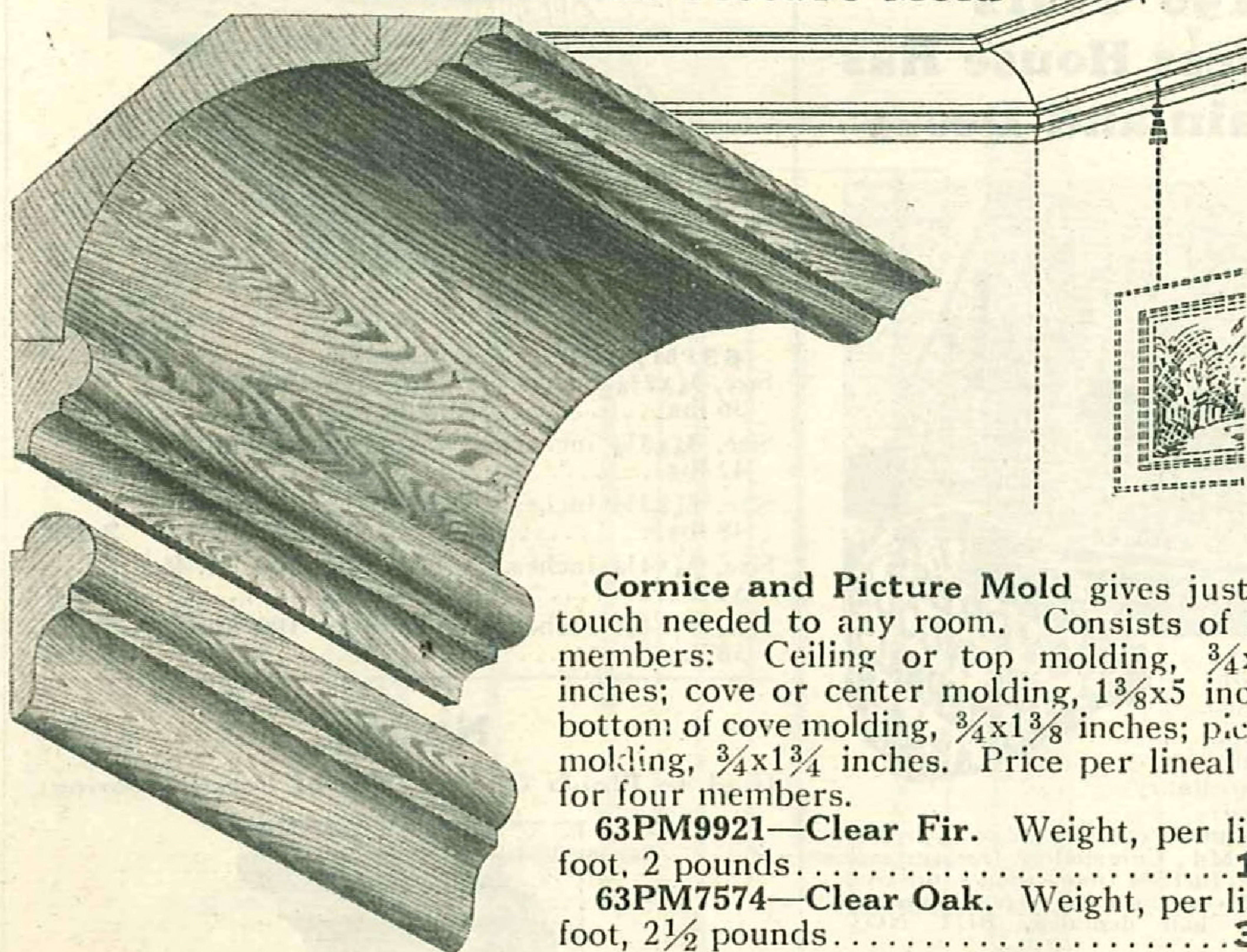
63PM7350—Clear Cypress. Size, $\frac{5}{16} \times \frac{5}{8}$ in. 65c

Shipped From Our Own Factory in NEWARK, N. J., Not Prepaid

Clear Fir or Clear Oak

HIGHEST GRADE MOLDINGS. Made on high speed heavy molding machines. Perfect work. Free from defects or blemishes. Made of clear stock. Sold in random lengths, 8, 10 or 12 feet (most pieces being over 10 feet). For specified lengths, add 10 per cent to prices quoted for random lengths. If oak moldings over 12 feet are wanted write for special quotations.

Cornice and Picture Mold

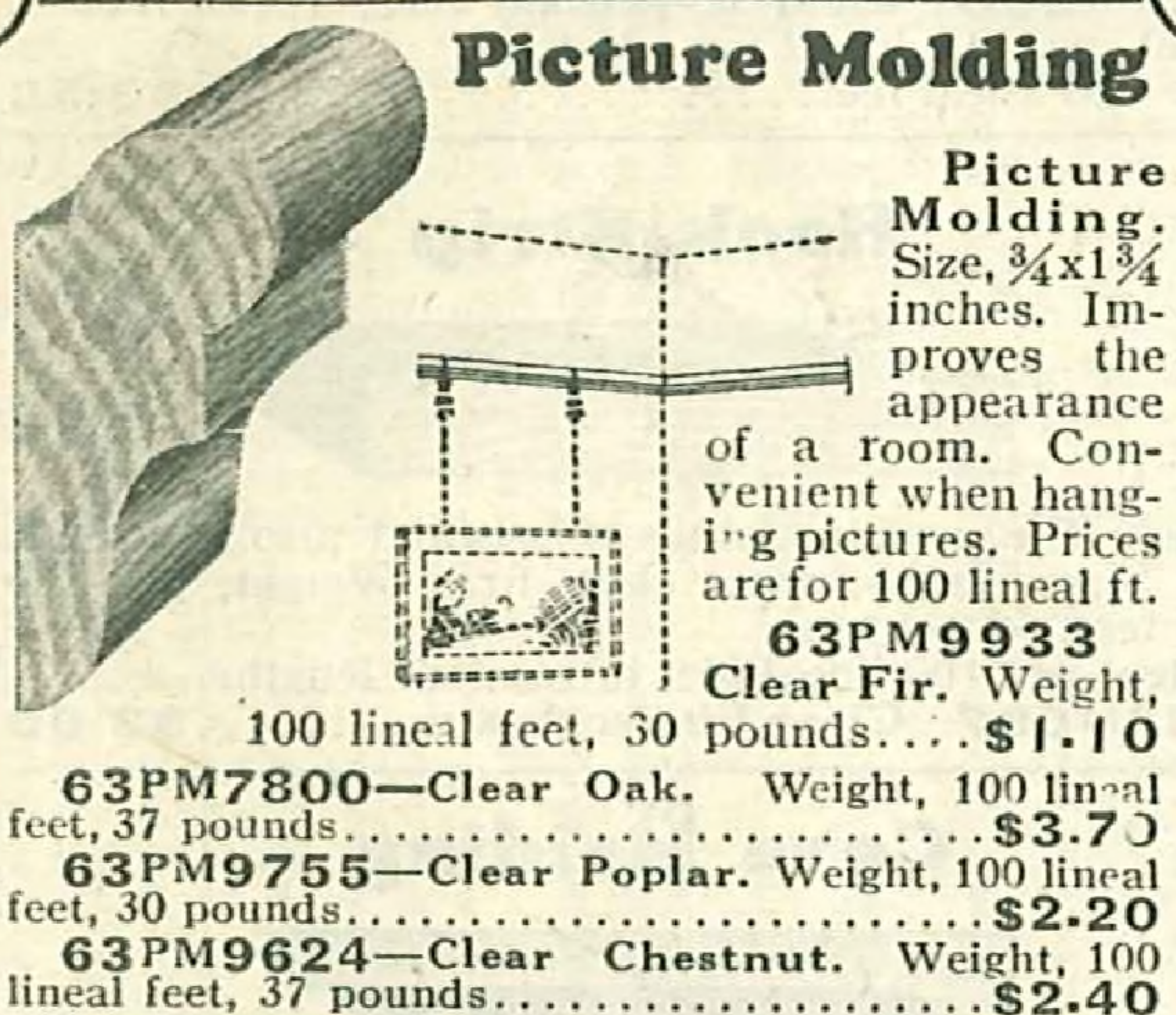


Cornice and Picture Mold gives just the touch needed to any room. Consists of four members: Ceiling or top molding, $\frac{3}{4} \times 1\frac{3}{8}$ inches; cove or center molding, $1\frac{3}{8} \times 5$ inches; bottom of cove molding, $\frac{3}{4} \times 1\frac{3}{8}$ inches; picture molding, $\frac{3}{4} \times 1\frac{3}{4}$ inches. Price per lineal foot for four members.

63PM9921—Clear Fir. Weight, per lineal foot, 2 pounds.....**12c**

63PM7574—Clear Oak. Weight, per lineal foot, $2\frac{1}{2}$ pounds.....**34c**

Picture Molding



Picture Molding. Size, $\frac{3}{4} \times 1\frac{3}{4}$ inches. Improves the appearance of a room. Convenient when hanging pictures. Prices are for 100 lineal ft.

63PM9933—Clear Fir. Weight, 100 lineal feet, 30 pounds.....**\$1.10**

63PM7800—Clear Oak. Weight, 100 lineal feet, 37 pounds.....**\$3.70**

63PM9755—Clear Poplar. Weight, 100 lineal feet, 30 pounds.....**\$2.20**
63PM9624—Clear Chestnut. Weight, 100 lineal feet, 37 pounds.....**\$2.40**

Craftsman Panel Strip



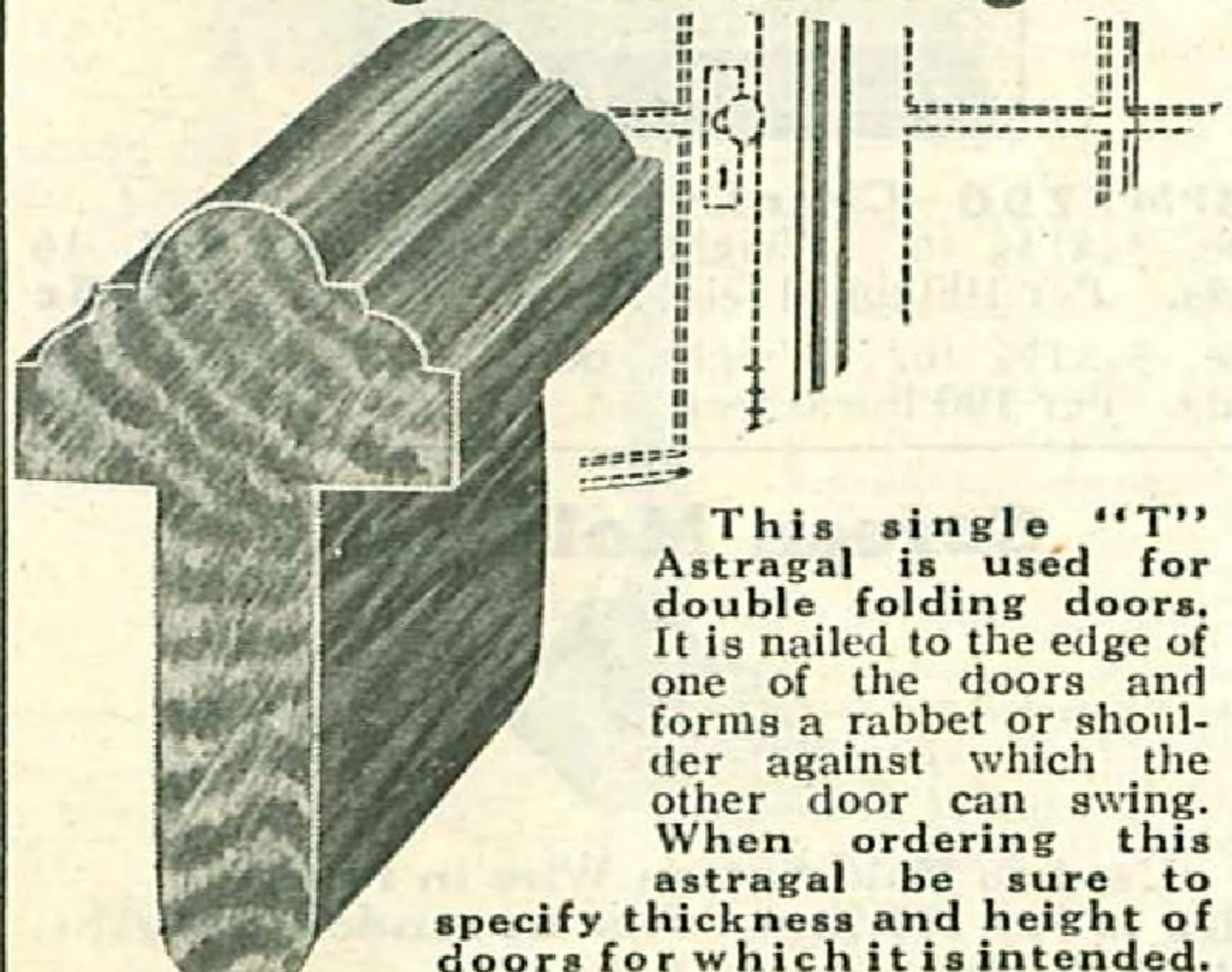
To be used underneath plate rail bracket, giving the wall a nice panel effect. Both edges rounded.

Size, $\frac{3}{8} \times 2\frac{1}{4}$ inches. Prices are per 100 lineal feet.

63PM9917—Clear Fir. Wt., 100 lineal feet, 20 pounds... **\$1.00**

63PM7627—Clear Oak. Wt., 100 lineal feet, 25 pounds... **\$3.70**

Folding Door Astragals



This single "T" Astragal is used for double folding doors. It is nailed to the edge of one of the doors and forms a rabbet or shoulder against which the other door can swing. When ordering this astragal be sure to specify thickness and height of doors for which it is intended.

For 1 $\frac{1}{2}$ -inch door, 7 feet high or less. 63PM9919—Clear Fir. Wt., 6 lbs. Each. **92c**
For 1 $\frac{1}{2}$ -inch door, 7 feet high or less. 63PM9973—Clear Fir. Wt., 7 lbs. Ea. **92c**

Cove Molding



May be used the same as quarter round and is used under stair treads, steps, stools, etc. Size, $\frac{3}{4} \times \frac{7}{8}$ in. Prices are for 100 lineal feet.


63PM9929—Clear Fir. Weight, 100 lineal feet, 16 pounds.....**55c**

63PM7819—Clear Oak. Weight, 100 lineal feet, 20 pounds.....**\$1.75**

63PM9693—Clear Poplar. Weight, 100 lineal feet, 17 pounds.....**\$1.10**

63PM9694—Clear Chestnut. Wt., 100 lineal feet, 18 lbs.....**\$1.20**

Round Edge Door and Window Stop



Sold in random lengths. Prices are for 100 lineal feet.

Size, In.	63PM17778 Clear Oak	Wt., 100 Lineal Ft.	63PM9863 Clear Fir	Wt., 100 Lineal Ft.
$\frac{3}{4} \times 1\frac{1}{2}$	\$1.85	12 lbs	55c	9 lbs.
$\frac{3}{4} \times 1\frac{3}{8}$	2.05	14 lbs.	61c	11 lbs.

O. G. Design. Not illustrated.

Size, In.	63PM9752 Clear Poplar	Wt., 100 Lineal Ft.	63PM9621 Clear Chestnut	Wt., 100 Lineal Ft.
$\frac{3}{4} \times 1\frac{1}{2}$	\$2.20	11 lbs.	\$2.40	14 lbs.

Quarter Round Molding



Used for base shoe or to cover joints in corners. Size, $\frac{3}{4} \times \frac{3}{4}$ inches.

Prices are for 100 lineal feet.

63PM9928—Clear Fir. Weight, 100 lineal feet, 16 pounds.....**55c**


63PM7788—Clear Oak. Weight, 100 lineal feet, 20 pounds.....**\$1.75**

63PM9691—Clear Poplar. Weight, 100 lineal feet, 17 pounds.....**\$1.10**

63PM9692—Clear Chestnut. Wt., 100 lineal feet, 18 lbs.....**\$1.20**

Shipped From Our Own Factory in NEWARK, N. J., Not Prepaid

[Honor Bill] MILLWORK HIGH GRADE INTERIOR MOLDINGS




Base

Size, $\frac{3}{4} \times 7\frac{1}{4}$ Inches.

Prices are for 100 lineal feet, in random lengths.

63PM9937—Clear Fir. Weight, 100 lineal feet, 120 pounds.....**\$6.00**

63PM7718—Clear Oak. Weight, 100 lineal feet, 144 lbs. **\$14.00**



Base

Size, $\frac{3}{4} \times 7\frac{1}{4}$ Inches.

Prices are for 100 lineal feet, in random lengths.

63PM9936—Clear Fir. Wt., 100 lineal feet, 120 lbs... **\$6.00**


63PM7548—Clear Oak. Wt., 100 lineal feet, 144 lbs. **\$14.00**

Carpet Strip—Size, $\frac{1}{2} \times \frac{3}{4}$ inch. Prices are for 100 lineal feet.

63PM9935—Clear Fir. Wt., 100 lineal feet, 14 lbs.....**55c**

63PM7532—Clear Oak. Wt., 100 lineal feet, 17 lbs.... **\$1.75**


Round Edge Casing



Dust will not collect on this style of casing. Prices are for 100 lineal feet, in random lengths. Weights shown under the heading of pounds are the weights per 100 lineal feet.

Size.....	Chair Rail	Lbs.	Casing	Lbs.	Casing	Lbs.	Mullion Casing	Lbs.
	$\frac{3}{4} \times 3\frac{3}{4}$ in.		$\frac{3}{4} \times 4\frac{1}{4}$ in.		$\frac{3}{4} \times 4\frac{3}{4}$ in.		$\frac{3}{4} \times 5\frac{3}{4}$ in.	
63PM9932 Clear Fir.....	\$3.00	60	\$3.75	70	\$4.15	80	\$4.50	88
63PM7597 Clear Oak.....	7.35	75	9.15	85	10.07	95	10.99	105
63PM9748 Clear Poplar.....		60	5.40				7.15	88
63PM9617 Clear Chestnut.....		75	6.10				7.80	105

Back Band



This Molding used with our 63PM9932 Casing makes an attractive design of door and window trim. (See Page 40.)

Prices quoted per 100 lineal feet include only the back band. Casing must be ordered separately.

63PM9934—Clear Fir. Size, $1\frac{1}{8} \times 1\frac{1}{8}$ inches. Weight, 100 lineal feet, 23 pounds.....**\$1.45**

63PM7553—Clear Red Oak. Size, $1\frac{1}{8} \times 1\frac{1}{8}$ inches. Weight, 100 lineal feet, 30 pounds.....**\$4.30**

63PM9749—Clear Poplar. Size, $\frac{3}{4}$ in. x $1\frac{1}{8}$ in. Weight, 100 lineal feet, 23 pounds.....**\$1.70**

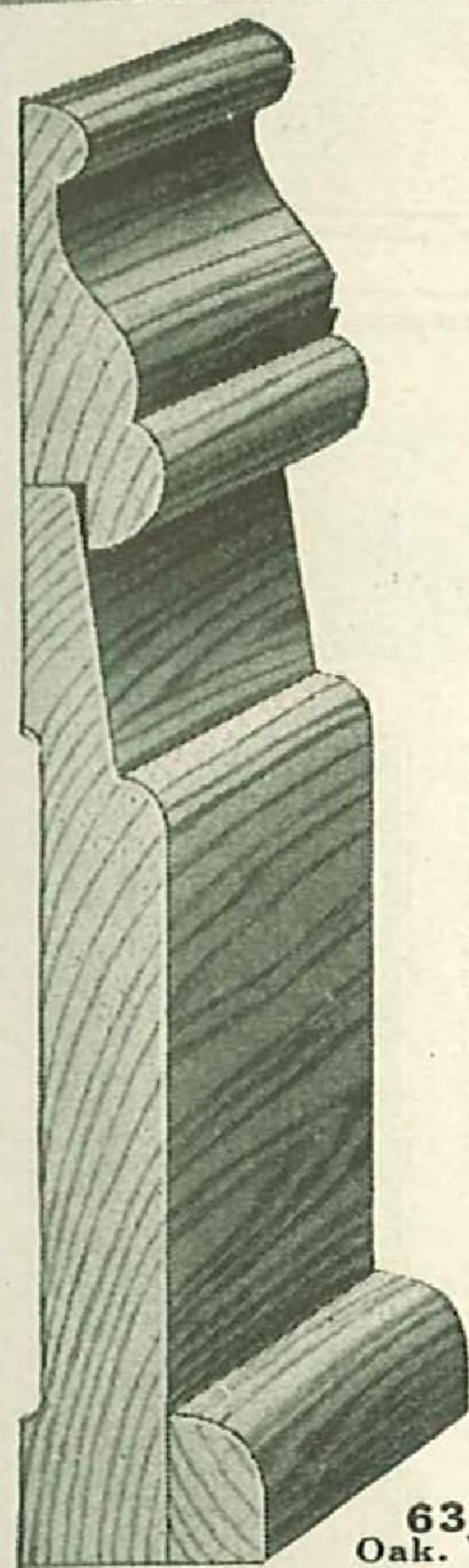
63PM9618—Clear Chestnut. Size, $\frac{3}{4}$ in. x $1\frac{1}{8}$ in. Weight, 100 lineal feet, 30 pounds.....**\$1.85**

of CLEAR FIR or CLEAR OAK

(Honor Bill)
MILLWORK

Bright, Clean Moldings

Made of selected clear fir or clear oak. Molded smooth, free from blemishes. The best moldings money can buy. Fir moldings come in random lengths from 6 to 16 feet, Oak from 8 to 12 feet, the majority of pieces being over 10 feet long. We charge 10 per cent extra for specified lengths. Write for special quotations on Oak moldings over 12 feet long.



Base Moldings

These Base-boards are Made of the Highest Quality Material and Are Designed for the Best Combination of Beauty and Utility. The Workmanship is Perfect. They Will Add Considerably to the Trim of Any Room.

Three Member Base

Size, $\frac{3}{4} \times 7\frac{1}{2}$ inches overall. Each member priced separately below. Prices and weights shown are per 100 lineal feet.

Base Mold

$\frac{3}{4} \times 2\frac{1}{4}$ Inches.

63PM9988—

Clear Fir. Wt.,

30 lbs.... \$1.58

63PM7550—Clear

Oak. Wt., 54 lbs.... \$5.05

Base Mold

Size, $\frac{3}{4} \times 1\frac{1}{2}$ Inches.

63PM9753—Clear Poplar. Not illustrated.

Weight, 100 lineal feet, 35 pounds..... \$2.20

63PM9622—Clear Chestnut. Not illustrated.

Weight, 100 lineal feet, 25 pounds.... \$2.40

Base— $\frac{3}{4} \times 5\frac{1}{2}$ Inches

63PM9984—Clear Fir. Wt., 90 lbs.. \$ 4.50

63PM7584—Clear Oak. Wt., 108 lbs. 11.35

63PM9746—Clear Poplar. Not illustrated.

Square edge. Surfaced 4 sides. Weight, 100 lineal

feet, 90 pounds..... \$6.60

63PM9615—Clear Chestnut. Not illustrated.

Square edge. Surfaced 4 sides. Weight, 100

lineal feet, 108 pounds..... \$7.80

Carpet Strip— $\frac{1}{2} \times \frac{3}{4}$ Inches

63PM9935—Clear Fir. Weight, 14 lbs. 55c

63PM7532—Clear Oak. Wt., 17 lbs. \$1.75

63PM9756—Clear Poplar. Not illus-


trated. Wt., 100 lineal ft, 14 lbs.... \$1.10

63PM9625—Clear

Chestnut. Not illustrated.

Weight, 100 lineal feet,

17 pounds.. \$1.20



O. G. Base

Size, $\frac{3}{4} \times 7\frac{1}{4}$ In.
Price is for 100
lineal feet, in ran-
dom lengths.

63PM9938

Clear Fir. Weight,
100 lineal feet, 120
lbs.... \$6.00

Cap Trim

Requires three members. A popular pattern. Prices are for 100 lineal feet in random lengths.

1-Cap Molding

Size, $1\frac{1}{8} \times 2$ Inches

63PM9927—Clear Fir.

Weight, 100 lineal feet, 36 pounds..... \$2.35

63PM7692—Clear Oak.

Weight, 100 lineal feet, 45 pounds..... 6.95

2-Head Casing

Size, $\frac{3}{4} \times 4\frac{5}{8}$ Inches

63PM9926—Clear Fir.

Weight, 100 lineal feet, 78 pounds..... \$3.75

63PM7637—Clear Oak.

Weight, 100 lineal feet, 98 pounds..... 9.65

3-Fillet

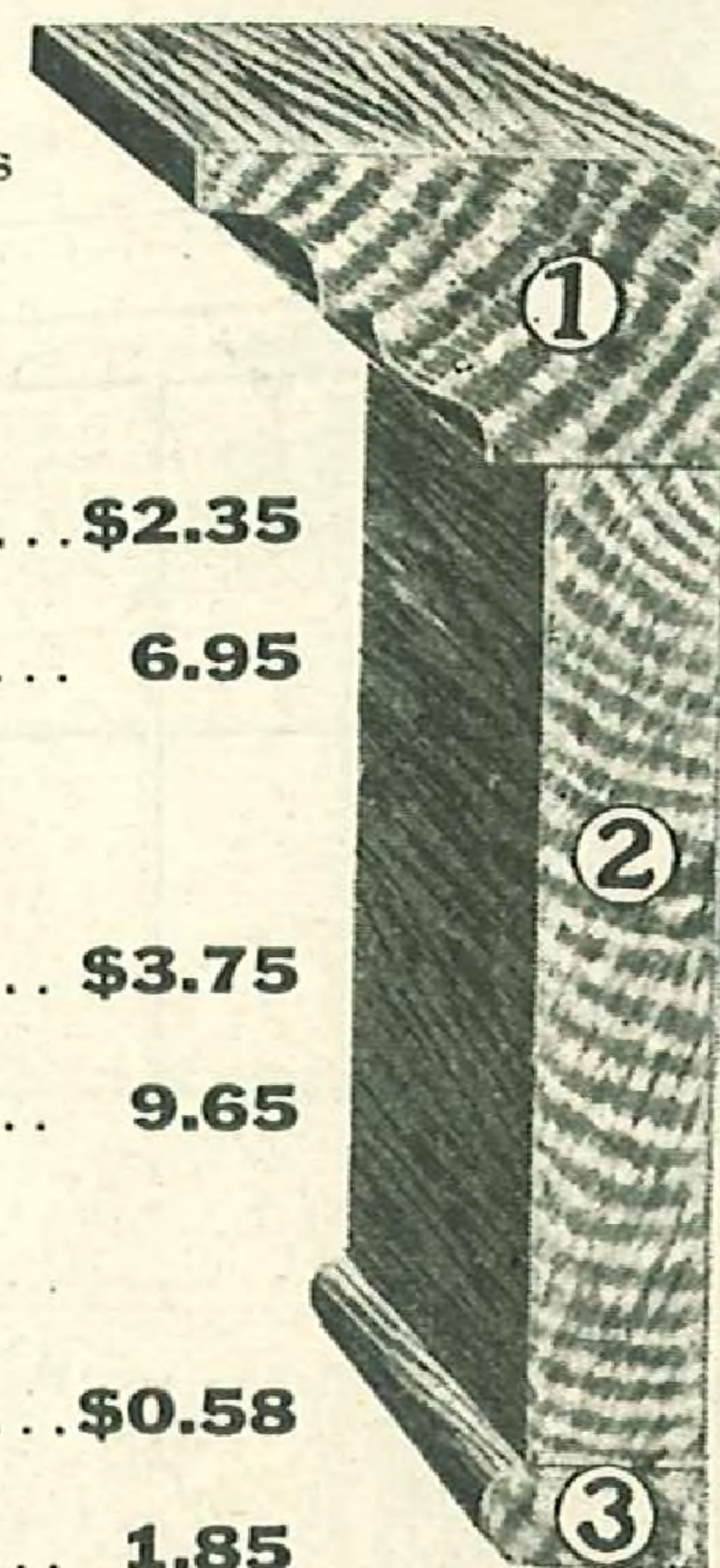
Size, $\frac{7}{16} \times 1$ Inch

63PM9925—Clear Fir.


Weight, 100 lineal feet, 14 pounds..... \$0.58

63PM7648—Clear Oak.

Weight, 100 lineal feet, 17 pounds..... 1.85



Window Stool



Window Stool. Size, $1\frac{1}{2} \times 3\frac{3}{8}$ inches. Prices are for 100 lineal feet in random lengths.

63PM9931—Clear Fir. Weight, 100 lineal feet, 80 lbs.. \$ 4.20

63PM7715—Clear Oak. Weight, 100 lineal feet, 100 lbs.... 12.65

63PM9750—Clear Poplar. Weight, 100 lineal ft., 80 lbs. 6.25

63PM9619—Clear Chestnut. Weight, 100 lineal ft., 100 lbs. 7.25

Window Apron



Window Apron. Used under window stool to make a neat finish. Size, $\frac{3}{4} \times 3\frac{3}{8}$ inches. Prices are for 100 lineal feet, in random lengths.

63PM9930—Clear Fir.

Weight, 100 lineal feet, 60 pounds..... \$3.00

63PM7722—Clear Oak.

Weight, 100 lineal feet, 75 pounds..... 7.35


63PM9751—Clear Poplar.

Weight, 100 lineal feet, 60 pounds..... 4.40

63PM9620—Clear Chestnut.

Weight, 100 lineal feet, 75 pounds..... 5.20

Plate Rail



1-inch lumber dressed to $1\frac{1}{8}$ inch.

63PM9924—Clear Fir. Weight, 100 lineal
feet, 128 pounds. Per foot..... 10c

63PM7854—Clear Oak. Weight, 100 lineal
feet, 160 pounds. Per foot..... 16c

Plate rail for
dining room,
dens and libraries
for pictures, vases,
etc. Easy to put
up. Height, $3\frac{3}{4}$
inches, and projects
 $3\frac{3}{8}$ inches from
wall. Made of

Crafts- man Picture Mold

Size, $\frac{3}{4} \times 1\frac{3}{4}$ in.
Prices are for 100
lineal feet.

63PM9923—Clear Fir.
Weight, 100 lineal feet, 30
pounds..... \$1.10

63PM7628—Clear
Oak. Weight, 100 lineal
feet, 37 pounds.... \$3.70

Crafts- man Casing and Cap

Size, $\frac{3}{4} \times 3\frac{3}{4}$ in.
Prices are per 100
lineal feet including
two members.

Can be used for
Door or Window
Trim.

63PM9922
Clear Fir. Weight,
100 lineal feet, 64
pounds.... \$2.85

63PM7666
Clear Oak. Weight,
100 lineal feet, 80
pounds.... \$8.45

Hardwood Thresholds



Size, $\frac{5}{8} \times 3\frac{3}{4}$ Inches

63PM7890—Clear Birch Thresholds.

2 feet 9 inches long. Each..... 16c

3 feet 1 inch long. Each..... 17c

63PM7891—Clear Oak Thresholds.

2 feet 9 inches long. Each..... 18c

3 feet 1 inch long. Each..... 19c

Weight, each, 2 pounds.

Base Blocks

This design can be
trimmed down to
smaller sizes if de-
sired. Be sure to
state size when or-
dering. Weight,
each, 1 pound.

63PM9918—Clear
Fir. Size, $4\frac{1}{2} \times 10 \times 1\frac{1}{8}$
inches.

Each..... 7c

Size, $5 \times 10 \times 1\frac{1}{8}$

in. Each..... 7c

63PM7755—Clear


Oak. Size, $4\frac{1}{2} \times 10 \times$

$1\frac{1}{8}$ in.

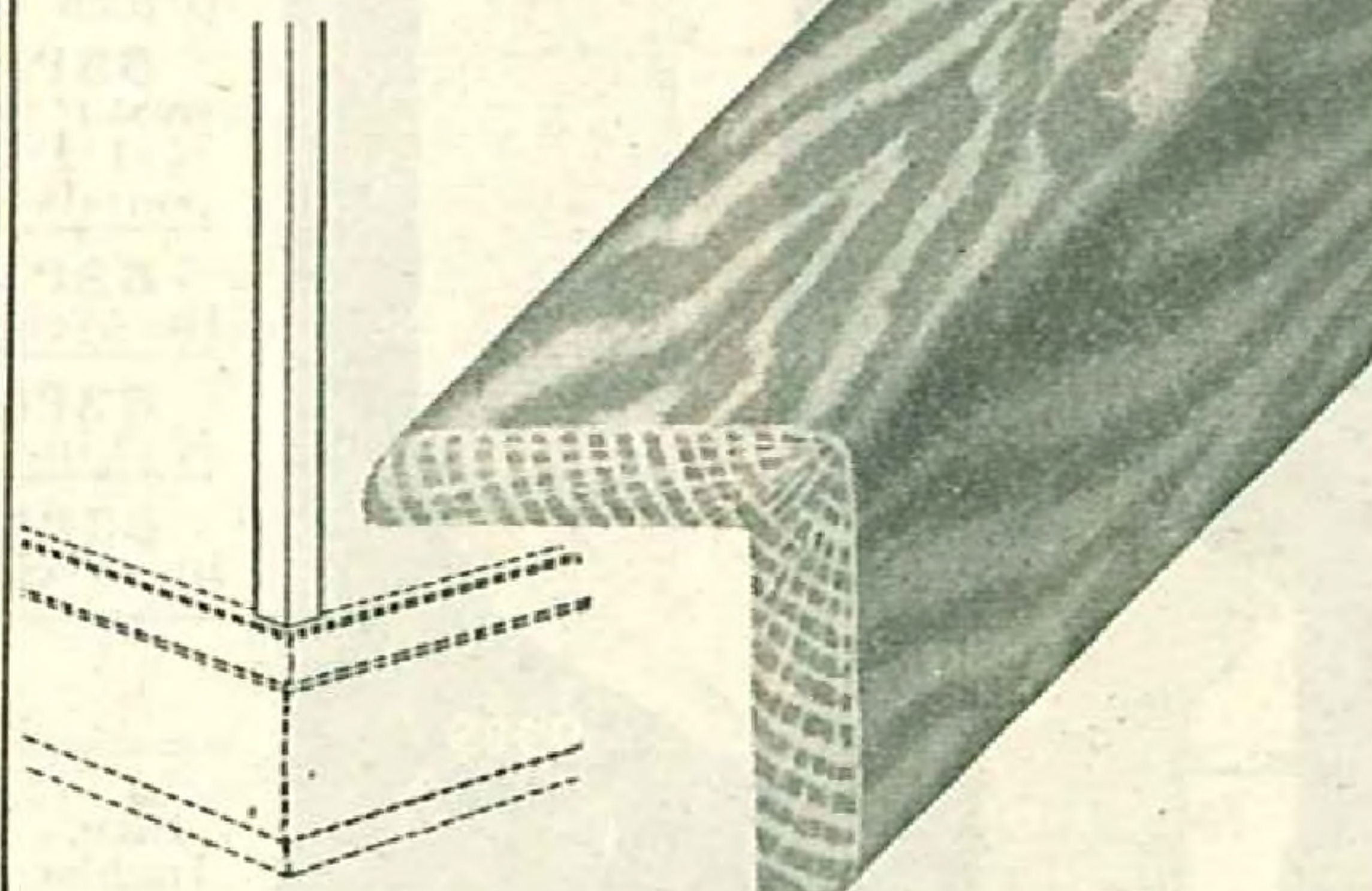
Each..... 15c

Size, $5 \times 10 \times$

$1\frac{1}{8}$ in. Each.. 15c



Corner Bead




Protect the corners. Attractive and service-
able. Made of one piece. Made in one size
only, $1\frac{1}{8} \times 1\frac{1}{8}$ inches. Prices are for each lineal
foot in random lengths.

63PM9920—Clear Fir. Weight, 100
lineal feet, 40 pounds..... 4c

63PM7703—Clear Oak. Weight, 100
lineal feet, 50 pounds..... 6c

Shipped From Our Own Factory in NEWARK, N. J., Not Prepaid



Door and Window Trim Sets

All interior moldings needed to trim a door or window on one side. No waste, cut to convenient lengths, liberal allowance for trimming. Trimming and fitting must be done on the job. State size of door or window to be trimmed. If size wanted is not listed, allow the price of the next larger size. Made of **Clear Fir**. Will take paint and enamel readily, shipped in the white, not painted or varnished. Shipped carefully bundled, one set to a bundle.

If ordered wrapped in paper with all ends and corners protected, add 8 cents per side of trim extra.

The window and door sets are made of colonial style moldings, illustrated below.

Sets consist of sufficient of each kind of molding necessary to trim a window or door on one side.

Casing is $\frac{3}{4}$ inch thick by $3\frac{5}{8}$ inches wide.

Backband is $1\frac{3}{8}$ inches thick by $1\frac{3}{8}$ inches wide.

Window stool is $1\frac{1}{8}$ inches thick by $3\frac{5}{8}$ inches wide.

Window apron is $\frac{3}{4}$ inch thick by $3\frac{5}{8}$ inches wide.

Stops will be included for 25c per set extra.

Shipped From Our Own Factory in **NEWARK, N. J.** Not Prepaid.





Colonial Trim for Doors

Any Size Door Up to and Including				Each Set, Consisting of Casing and Backband	Shipping Weight, Pounds
Width		Height			
Ft.	In.	Ft.	In.	63PM9916 Clear Fir	
2	8	6	8	\$1.15	16
3	0	7	0	1.18	20
5	0	7	0	1.30	22
6	0	8	0	1.47	24
8	0	8	0	1.58	26

Colonial Trim for Windows

Any Size Window Up to and Including				Each Set, Consisting of Casing, Backband Stool and Apron	Shpg. Wt., Lbs.
Width		Height			
Ft.	In.	Ft.	In.	63PM9915 Clear Fir	
2	0	3	10	\$0.97	16
2	0	5	6	1.19	18
2	4	4	6	1.12	17
2	8	5	2	1.23	18
2	10	3	10	1.12	17
2	10	5	6	1.32	19
3	8	5	10	1.50	26

Clear Fir Colonial Design Moldings



Shipped in the white, without paint or varnish. Sold in random lengths, 8, 10 or 12 feet—most pieces being over 10 feet in length. Prices quoted are per 100 lineal feet in random length. For special lengths, add 10 per cent to price quoted for random lengths. Colonial four-member cove, includes numbers 63PM9914 ceiling or panel mold; 63PM9913, cove mold; 63PM9912, sub-mold; 63PM9911, picture mold. Order separately, see prices below.

63PM9914—Ceiling mold or panel mold when used for paneling walls. Size, $\frac{3}{8} \times 1\frac{1}{4}$ inches. Weight, per 100 lineal feet, 12 pounds.....**61c**

63PM9913—Cove mold, size $1\frac{1}{8} \times 5\frac{1}{4}$ in. Weight, per 100 lineal feet, 135 lbs. **\$7.50**

63PM9912—Sub-mold, for cove, size, $\frac{3}{4} \times 1$ in. Weight, per 100 lineal ft., 20 lbs. **61c**

63PM9911—Picture mold, size, $\frac{3}{4} \times 1\frac{3}{4}$ in. Weight, per 100 lineal ft., 30 lbs. **\$1.16**

Door and Window Stops

Size, Inches		63PM9863	Wt., per 100 Lineal Ft., Lbs.
$\frac{3}{8} \times 1\frac{1}{8}$	For Windows.	55c	9
$\frac{3}{8} \times 1\frac{3}{8}$	For Doors..	61c	11

63PM9910—Two-Member Chair Rail. Size, including both members, $\frac{3}{4} \times 3\frac{1}{2}$ inches. Weight, per 100 lineal feet, 60 lbs., both members.....**\$3.15**

63PM9909—Mullion Casing, size, $\frac{3}{4} \times 5\frac{1}{4}$ inches. Weight, per 100 lineal feet, 88 pounds.....**\$4.50**

63PM9931—Window Stool, size, $1\frac{1}{8} \times 3\frac{5}{8}$ in. Weight, per 100 lineal feet, 80 pounds.....**\$4.20**

63PM9908—Window Apron, size, $\frac{3}{4} \times 3\frac{5}{8}$ inches. Weight, per 100 lineal feet, 64 pounds.....**\$3.00**

63PM9907—Backband, size, $1\frac{3}{8} \times 1\frac{3}{8}$ in. Weight, per 100 lineal feet, 26 lbs. **\$2.35**

63PM9906—Casing, size, $\frac{3}{4} \times 3\frac{5}{8}$ inches. Weight, per 100 lineal feet, 64 lbs. **\$3.00**

Three-Member Base

63PM9912—Base Mold, size, $\frac{3}{4} \times 1$ inch. Weight, per 100 lineal feet, 18 lbs.**61c**

63PM9937—Base, size, $\frac{3}{4} \times 7\frac{1}{4}$ inches. Wt., per 100 lineal feet, 120 lbs.**\$6.00**

63PM9935—Carpet Strip, size, $\frac{1}{4} \times \frac{3}{4}$ in. Weight, per 100 lineal feet, 14 pounds....**55c**

Shipped From Our Own Factory in **NEWARK, N. J.**, Not Prepaid

Window and Door Trim

In Sets Ready to Nail in Place

Made of
Standard Size
Clear Fir or Clear
Oak Molding

Sets consist of sufficient of each kind of molding necessary to trim a door or window. Inside doors require two sets of trim and one set of stops. Outside doors require one set of trim and, if frame is rabbeted, no stops. Windows require one set of trim and one set of stops.

SPECIFICATIONS:

1—Cap molding is 1½ inches thick by 2 inches wide. The ends are re-turned by machine at the factory. See illustration at bottom of page.

2—Head casing is ¾ inch thick by 4½ inches wide.

3—Fillet is ¾ inch thick by 1 inch wide.

Side casing is ¾ inch thick by 4½ inches wide.

Window stool is 1½ inches thick by 3½ inches wide.

Window apron is ¾ inch thick by 3½ inches wide.

Base blocks are 4½ inches by 10 inches by 1½ inches thick.

In ordering simply give the size of the door or window you want to trim and allow the price. In case the size you want is not shown, allow the price of the next larger size.

Molded Cap Trim for Doors

Any Size Up to and Including				Each set, consisting of cap molding, head casing, fillet, side casing and base blocks.			
Width		Height		63PM9904 Clear Fir	Shpg. Wt., Lbs.	63PM7591 Clear Oak	Shpg. Wt., Lbs.
Ft.	In.	Ft.	In.				
2	8	6	8	\$1.40	18	\$2.50	22
3	0	7	0	1.50	21	2.65	25
5	0	7	0	1.80	23	3.10	27
6	0	8	0	2.05	26	3.45	30
8	0	8	0	2.25	28	3.80	33

Mitered Stops for Door and Window Sets will be included with any Clear Fir Sets for 25 cents extra, or with any Clear Oak Sets for 40 cents extra, per opening.

Each Set Carefully Packed

The illustration above shows the window and door head trim just as it is sent out with these sets. Ends are molded. All parts smoothed and sandpapered. The three moldings of which the head trim is composed are nailed together, making one solid piece ready to nail in place.

Cost of expert labor cut in half. Cut to exact length, ends re-turned, all parts smoothed and sandpapered. This is all done in our factory, in a manner not possible with the human hand. Entire set is packed carefully in corrugated paper, as illustrated below, sealed against dust or discoloration due to the weather.


Molded Cap Trim for Windows

Any Size Up to and Including				Each set, consisting of cap molding, head casing, fillet, side casing, stool and apron.			
Width		Height		63PM9903 Clear Fir	Shpg. Wt., Lbs.	63PM7578 Clear Oak	Shpg. Wt., Lbs.
Ft.	In.	Ft.	In.				
2	4	4	6	\$1.35	19	\$2.35	23
2	4	5	2	1.45	20	2.55	24
2	10	5	6	1.55	21	2.95	26
3	4	5	10	1.85	25	3.40	28
3	8	6	2	2.05	29	3.50	34

The Modern Machine Method



Illustration above shows cap molding with end molded on the solid wood. Being machine made, the cut is clear and true. Be up to date. Save money, time and labor; buy your trim already made, ready to nail in place.



Re-turning Ends of Cap by Machine—The Modern Way.


Ready-Cut Trim Saves You Time and Money

Figure it out for yourself. Our Ready-Cut Trim saves the time and cost of sorting out, first the side casing, then head casing, then the stops and stool, etc. Also saves the cost of mitering the head casing and cap, the cost of sawing each and every piece and then sandpapering every piece by hand.

One contractor says he saves \$2.00 per opening by buying our Ready-Cut Trim.

Buy your trim ready-cut to exact measure, all ready to nail into place. Any carpenter or handy man can put it in place in a few moments.

Shipped From Our Own Factory in NEWARK, N. J., Not Prepaid.



Costs Time and Money to do it this way.

The Wasteful Hand Method



The illustration above shows the usual method of mitering the end of cap molding. This does not make a good job, as it leaves a joint at the corner which is liable to open, revealing an unsightly crack.

Back Band Door and Window Trim

**[Honor Bill]
MILLWORK**

Back Band Trim Sets

With Round Edge Casing

Made of Clear Fir, Clear Oak, Clear Chestnut or Clear Poplar, carefully sanded. Standard size moldings, in no waste sets. All inside trim needed to trim door or window. These moldings are cut to convenient lengths with a liberal allowance for trimming. Trimming and fitting must be done on the job. Entire set is carefully packed one set to a carton. Will arrive bright and clean. (See illustrations below.)

Sets consist of sufficient of each kind of molding necessary to trim a door or window. Inside doors require two sets of trim and one set of stops. Outside doors require one set of trim and, if frame is rabbeted, no stops. Windows require one set of trim and one set of stops.

NOTICE—Circle, segment or gothic head door trim sets to trim any size door shown on page 10 can be furnished for \$3.50 more than the prices quoted for regular back band door trim sets priced on this page. When ordering, give regular catalog number followed by the word "Special," and size of door trim wanted, and be sure and specify whether trim is for circle, segment or gothic head design door.

**IF FOR GOTHIC OR SEGMENT HEAD
SEND PATTERN**

Back Band—Round Edge Casing



Window Stool



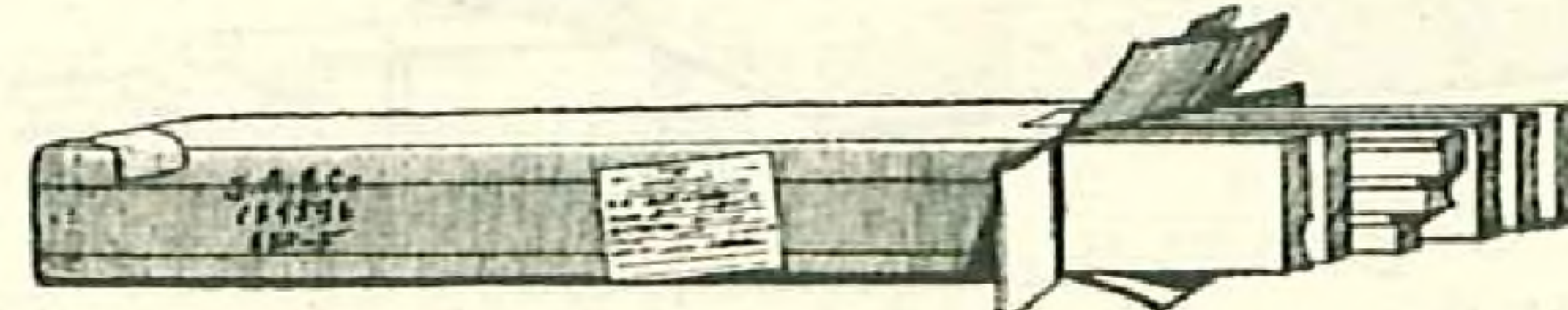
Window Apron



Door Trim Sets are priced with and without stops, because stops are required for inside doors, but are not required for outside doors.

Price quoted for window trim sets include one set of stops.

Carefully Packed



Each piece of these trim sets retains its sandpapered perfection because of the corrugated paper carton in which it is packed. The carton is sealed against dust and prevents discoloration. It also protects the ends and corners against dents or scratches.

Back Band Trim for Doors

Clear Fir—Clear Oak

Includes Trim for 1 Side Only

Specifications:

Side Casing..... $\frac{3}{4}$ x3 $\frac{3}{8}$ in. Back Band..... 1 $\frac{1}{8}$ x1 $\frac{1}{2}$ in.
Head Casing..... $\frac{3}{4}$ x3 $\frac{3}{8}$ in. Stops..... $\frac{3}{8}$ x1 $\frac{1}{2}$ in.

Any Size Door Up to and Including		63PM9902	63PM9682	63PM5585	63PM5586	Shpg. Wt., Lbs.
Width	Height	Clear Fir, not Including Stops	Clear Fir, Including Stops	Clear Oak, not Including Stops	Clear Oak, Including Stops	
Ft.	In.	Ft.	In.	Ft.	In.	
2	8	6	8	\$1.20	\$1.45	16
3	0	7	0	1.25	1.50	20
5	0	7	0	1.35	1.55	22
				2.75	3.15	
				3.25	3.65	

Clear Chestnut—Clear Poplar

Includes Trim for 1 Side Only

Specifications:

Side Casing..... $\frac{3}{4}$ x4 $\frac{1}{4}$ in. Back Band..... $\frac{3}{4}$ x1 $\frac{1}{2}$ in.
Head Casing..... $\frac{3}{4}$ x4 $\frac{1}{4}$ in. Stops..... $\frac{3}{8}$ x1 $\frac{1}{2}$ in.

Any Size Door Up to and Including		63PM9683	63PM9685	63PM9684	63PM9686	Shpg. Wt., Lbs.
Width	Height	Clear Chestnut, not Including Stops	Clear Chestnut, Including Stops	Clear Poplar, not Including Stops	Clear Poplar, Including Stops	
Ft.	In.	Ft.	In.	Ft.	In.	
2	8	6	8	\$1.80	\$2.15	16
3	0	7	0	1.90	2.25	20
5	0	7	0	2.15	2.50	22
				2.00	2.25	


Clear Chestnut—Clear Poplar

Includes Trim for 2 Sides—1 Jamb and 1 Set of Stops

Specifications:

Side Casing..... $\frac{3}{4}$ x4 $\frac{1}{4}$ in. Jambs..... $\frac{3}{4}$ x5 $\frac{5}{8}$ in.
Head Casing..... $\frac{3}{4}$ x4 $\frac{1}{4}$ in. Back Band..... $\frac{3}{4}$ x1 $\frac{1}{2}$ in.
Stops..... $\frac{3}{8}$ x1 $\frac{1}{2}$ in.

Any Size Door Up to				63PM9687 Clear Chestnut	63PM9688 Clear Poplar	Shpg. Wt., Lbs.
Width		Height				
Ft.	In.	Ft.	In.			
2	8	6	8	\$5.35	\$5.10	48
3	0	7	0	5.70	5.35	60
5	0	7	0	6.25	5.94	75



Back Band Trim for Windows

Clear Fir—Clear Oak

Including Stops

Specifications:

Side Casings... $\frac{3}{4}$ x3 $\frac{3}{8}$ in. Stool..... 1 $\frac{1}{8}$ x3 $\frac{3}{8}$ in.
Head Casings... $\frac{3}{4}$ x3 $\frac{3}{8}$ in. Apron..... $\frac{3}{4}$ x3 $\frac{3}{8}$ in.
Back Band.... 1 $\frac{1}{8}$ x1 $\frac{1}{2}$ in. Stops..... $\frac{3}{8}$ x1 $\frac{1}{2}$ in.

Any Size Window up to and Including				63PM9901 Clear Fir	63PM5584 Clear Oak	Shpg. Wt., Lbs.
Width		Height				
Ft.	In.	Ft.	In.			
2	4	4	6	\$ 1.35	\$2.35	17
2	4	5	2	1.45	2.55	18
2	10	5	6	1.55	2.95	19
3	4	5	10	1.65	3.40	21
3	8	6	2	1.75	3.75	27

Clear Chestnut—Clear Poplar

Including Stops

Specifications:

Side Casing... $\frac{3}{4}$ x4 $\frac{1}{4}$ in. Stool..... 1 $\frac{1}{8}$ x3 $\frac{3}{8}$ in.
Head Casing... $\frac{3}{4}$ x4 $\frac{1}{4}$ in. Apron..... $\frac{3}{4}$ x3 $\frac{3}{8}$ in.
Back Band.... $\frac{3}{4}$ x1 $\frac{1}{2}$ in. Stops..... $\frac{3}{8}$ x1 $\frac{1}{2}$ in.

Any Size Window Up to and Including				63PM9689 Clear Chestnut	63PM9690 Clear Poplar	Shpg. Wt., Lbs.
Width		Height				
Ft.	In.	Ft.	In.			
2	4	4	6	\$2.05	\$1.90	17
2	4	5	2	2.15	1.95	18
2	6	4	10	2.20	2.05	18
2	10	5	6	2.30	2.15	19
3	4	5	10	2.40	2.25	21
3	8	6	2	2.60	2.45	27

Shipped From Our Own Factory in Newark, N. J., Not Prepaid

Door and Window Trim Sets [Honor Bill MILLWORK]

Round Edge Interior Trim Sets

Made of Clear Fir molding. Cut to convenient lengths, fitting to be done on the job.

In ordering, give the size of the door or the window to be trimmed, and we will send all the moldings needed.

If you do not find the size you want listed, allow the price of the next larger size.

These trim sets are big bargains at the prices shown.

Sets consist of sufficient of each kind of molding necessary to trim a window or a door one side. Inside doors require two sets of trim and one set of stops. Outside doors require one set of trim and if frame is rabbeted, no stops. Windows require one set of trim and one set of stops. Stops are not included in the price of door or window trim sets. **Stops will be included for 25c per set extra.** Shipped carefully bundled. If you wish we will wrap all trim in paper for 8 cents per set extra.

Specifications:

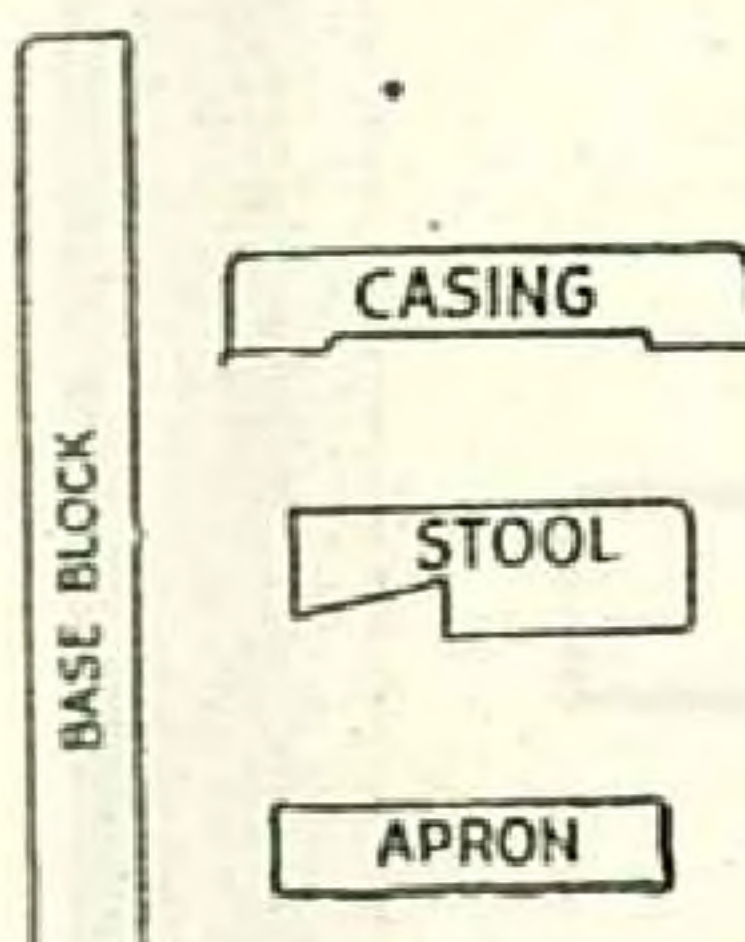
Round edge head and side casing is $\frac{3}{4}$ inch thick by $3\frac{3}{4}$ inches wide.

Window stool is $1\frac{1}{8}$ inches thick by $3\frac{3}{4}$ inches wide.

Window apron is $\frac{3}{4}$ inch thick by $3\frac{3}{4}$ inches wide.

Base blocks are $1\frac{1}{4} \times 3\frac{3}{4} \times 10$ inches.

74c
Per Set
and Up





Round Edge Trim Sets for Doors

Any Size Up to and Including				Each Set Includes Head Casing, Side Casing and Base Blocks.		Shpg. Wt., Lbs.
Width		Height		63PM9680 Clear Fir		
Ft.	In.	Ft.	In.			
2	8	6	8	74c		15
3	0	7	0	76c		19
5	0	7	0	82c		21
6	0	8	0	85c		22
8	0	8	0	99c		25

Round Edge Trim Sets for Windows

Any Size Up to and Including				Each Set Includes Head Casing, Side Casing, Stool and Apron		Shpg. Wt., Lbs.
Width		Height		63PM9681 Clear Fir		
Ft.	In.	Ft.	In.			
2	0	3	10	63c		14
2	0	5	6	73c		16
2	4	4	6	72c		16
2	8	5	2	81c		18
2	10	3	10	74c		16
2	10	5	6	84c		18
3	8	5	10	99c		22



75c

Standard Interior Trim Sets With Round Edge Casing

Made of Clear Fir, standard size moldings in no waste sets. All inside trim needed to trim door or window. These moldings are cut to convenient lengths with a liberal allowance for trimming. (Not Ready-Cut. For Ready-Cut Trim Sets see page 39.) Trimming and fitting must be done on the job. Sent out carefully bundled. If you wish we will wrap all trim in paper for 8 cents per side of trim extra. If the size you want is not shown, allow the price of the next larger size.

Stops Will Be Included for 25 Cents per Set Extra.

Specifications:

Cap molding is $1\frac{1}{8}$ inches thick by 2 inches wide.

Head casing is $\frac{3}{4}$ inch thick by $4\frac{3}{4}$ inches wide.

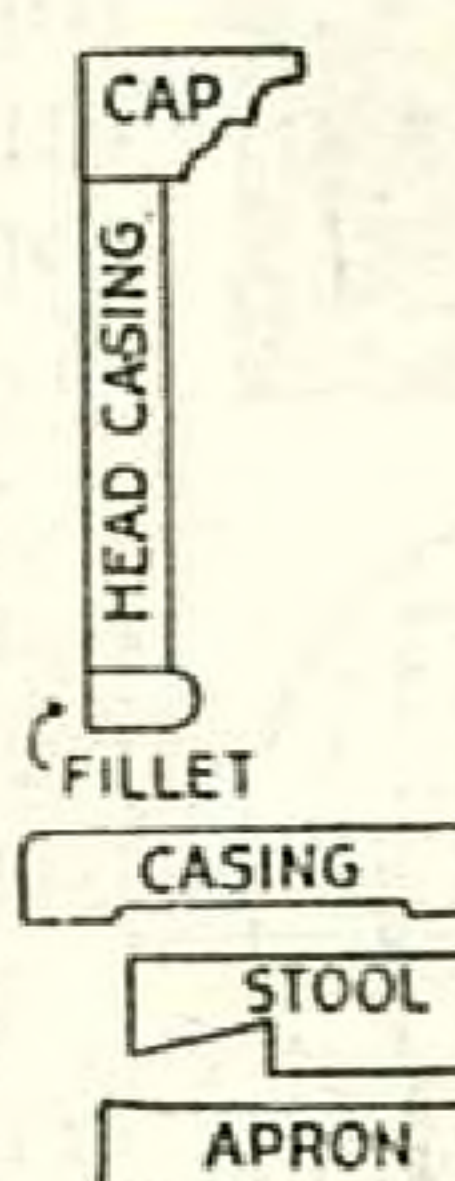
Fillet is $\frac{1}{4}$ inch thick by 1 inch wide.

Round edge side casing is $\frac{3}{4}$ inch thick by $3\frac{3}{4}$ inches wide.

Window stool is $1\frac{1}{8}$ inches thick by $3\frac{3}{4}$ inches wide.

Window apron is $\frac{3}{4}$ inch thick by $3\frac{3}{4}$ inches wide.

Base blocks are $1\frac{1}{4} \times 3\frac{3}{4} \times 10$ inches.



Standard Trim Sets for Doors

Any Size Door Up to and Including				Each Set, Consisting of Cap Molding, Head Cas- ing, Fillet, Side Casing, Stool and Apron	
Width		Height		63PM9990 Clear Fir	Shgp. Wt., Lbs.
Feet	Inches	Feet	Inches		
2	8	6	8	\$0.92	18
3	0	7	0	1.01	21
5	0	7	0	1.16	23
6	0	8	0	1.31	26
8	0	8	0	1.46	28

Standard Trim Sets for Windows

Any Size Door Up to and Including				Each Set, Consisting of Cap Molding, Head Cas- ing, Fillet, Side Casing, Stool and Apron	
Width		Height		63PM9991 Clear Fir	Shpg. Wt., Lbs.
Feet	Inches	Feet	Inches		
2	0	3	10	\$0.75	17
2	0	5	6	.88	20
2	4	4	6	.82	19
2	8	5	2	1.00	21
2	10	3	10	.96	19
2	10	5	6	1.02	21
3	8	5	10	1.14	27

Shipped From Our Own Factory in NEWARK, N. J., Not Prepaid

**[Honor Bill
MILLWORK]**

Inside Door Jambs

Made of Clear Fir or Clear Oak. Carpenters and contractors cannot afford to make door jambs when high grade jambs such as these can be had at such low prices. The side jambs are **dadoed** for head jamb, which fits into this dado perfectly. All jambs are surfaced and **sanded**, ready for finishing.

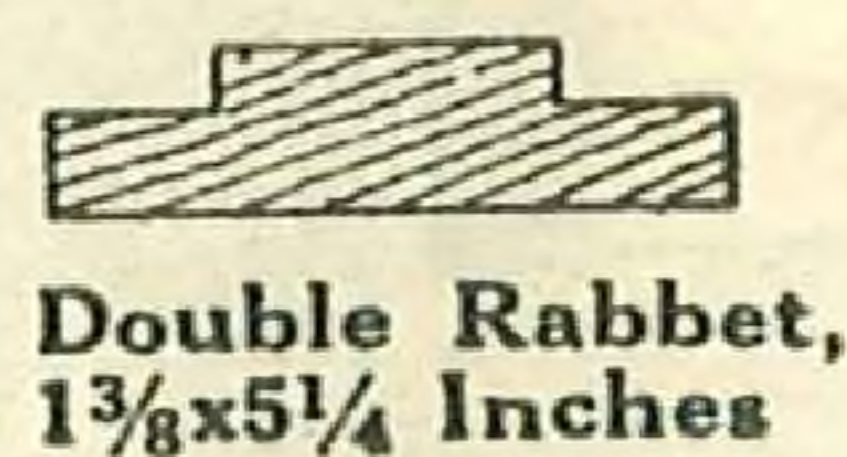
IMPORTANT—The jamb is $\frac{3}{4} \times 5\frac{1}{4}$ inches. If wanted wider than $5\frac{1}{4}$ inches add for each additional inch in width or fraction thereof, 40 cents for **clear fir** and 70 cents per inch for **clear oak**.

Shipped From Our Own Factory in **NEWARK, N. J.**, Not Prepaid.

SIZES		63PM9943 Clear Fir	63PM7952 Clear Oak	63PM9790 Clear Chestnut	63PM9791 Clear Poplar
Width	Height				
2 ft. 8 in.	6 ft. 8 in.	\$0.89	\$1.75	\$1.65	\$1.50
	or smaller				
3 ft.	7 ft.	0.98	1.95	1.85	1.70
	or smaller				
5 ft.	7 ft.	1.12	2.15	2.05	1.85
	or smaller				
10 ft.	8 ft.	1.45	2.60	2.45	2.20
	or smaller				

For Outside Door Frames See Page 32


Inside Rabbeted Door Jambs for $1\frac{3}{8}$ or $1\frac{3}{4}$ -Inch Doors



Double Rabbet,
 $1\frac{3}{8} \times 5\frac{1}{4}$ Inches

Made of Clear Fir or Clear Oak. Packed to secure lowest transportation charges. Easily put together. Securely bundled.

63PM9760—Clear Fir. Per lineal foot. . 12c
63PM8167—Clear Oak. Per lineal foot. . 24c



Single Rabbet,
 $1\frac{3}{8} \times 5\frac{1}{4}$ Inches

State if jamb is wanted with single or double rabbet; also give thickness of door. If wanted in special lengths add 15 per cent to prices quoted.

**Finest
Grade**

89c

AND UP
NOT PREPAID


$\frac{3}{4} \times 5\frac{1}{4}$

STOP

Detail of inside door jamb; stop not included in prices of jambs. If stops are wanted add 25c for Fir and 40c for Oak per set and specify "With Stops."

**Sanded as
Smooth as
Glass**

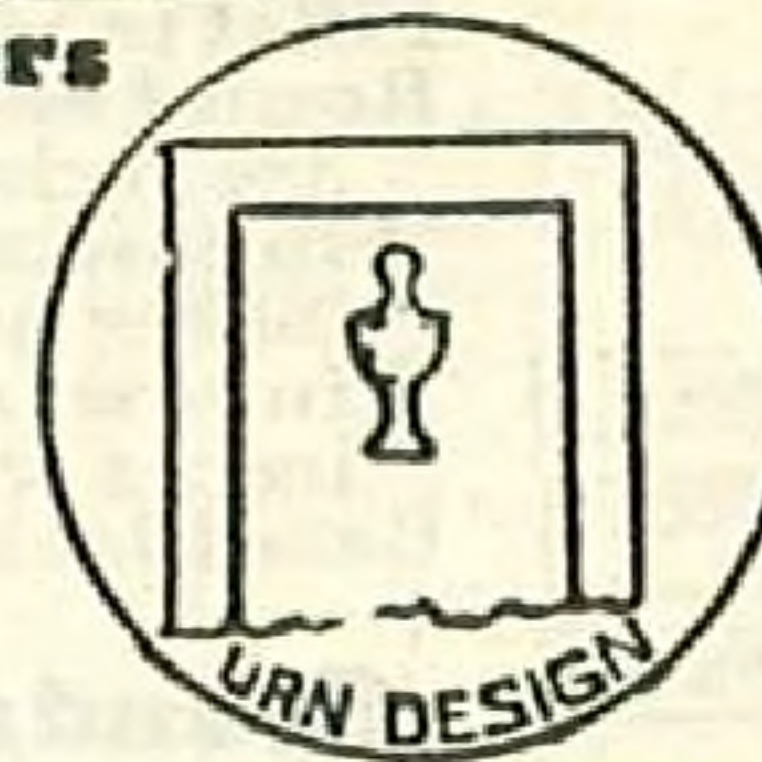
For each lineal foot of material jambs will weigh about as follows: Clear Oak, $1\frac{1}{2}$ pounds; Clear Fir, 1 lb.



Colonial Shutters



CLOVER DESIGN



URN DESIGN

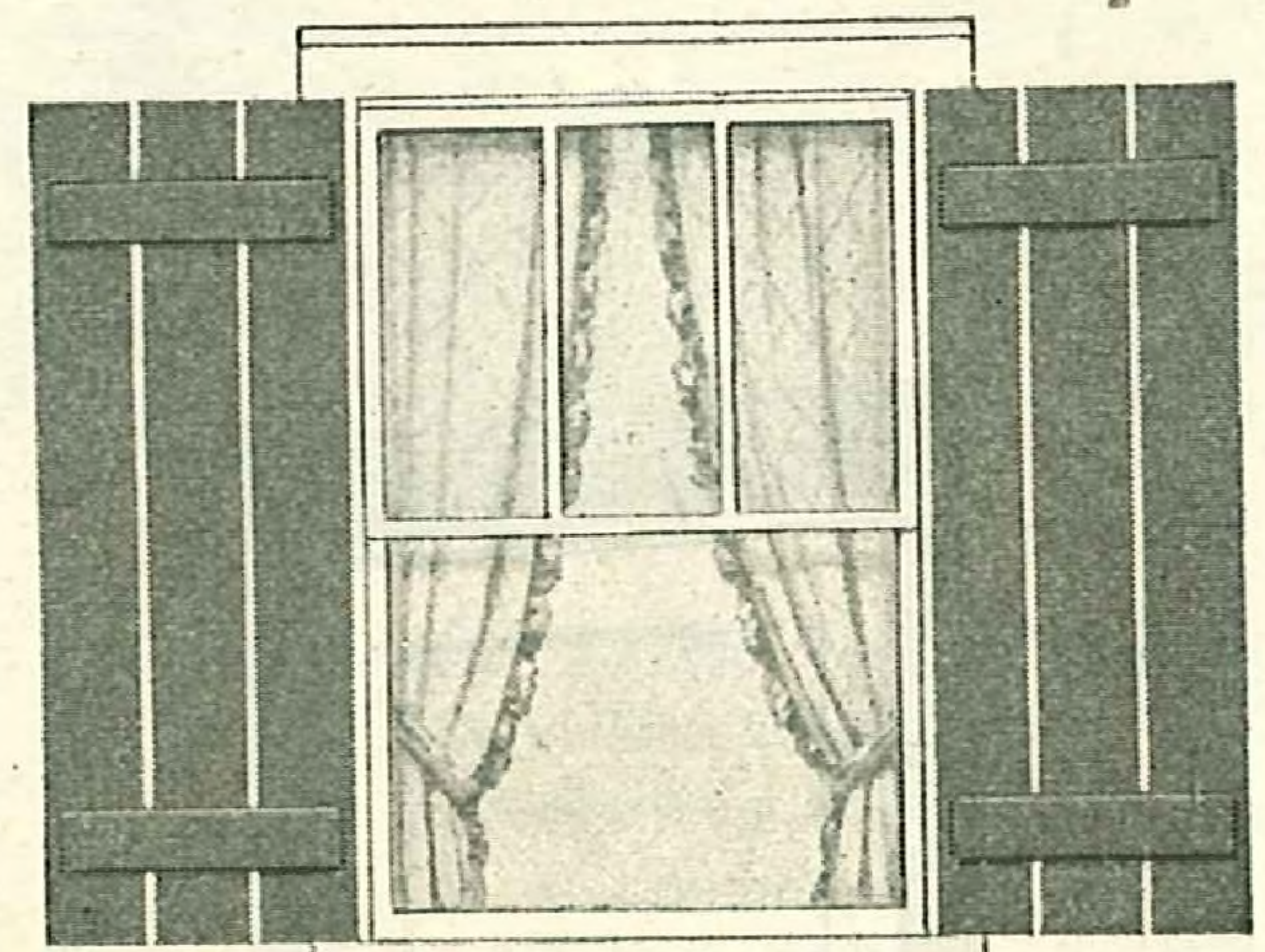
Colonial and Batten Shutters

Window Shutters for two, four, eight and twelve-light windows, are furnished in two styles, Colonial and Batten. Both styles are made of **clear Fir**, $1\frac{1}{8}$ inches thick. Come in pairs accurately cut to fit standard sizes of windows.

Colonial Shutters, illustrated at left, are made in two-panel design, and are furnished with either crescent, clover, or urn figure in top panel. Unless otherwise requested shutters will be furnished with crescent figure in top panel. Batten Shutters are illustrated at right. **Be sure to state which is wanted.**

Shutters are the same width as window of corresponding glass size, and are one and five-eighths inches longer. This additional inch is for subsill frame and can be cut off if necessary.

These Shutters are made to order, which requires about 15 days.



Batten Shutters

63PM9939—Colonial Shutters.
For two-light windows.

Size of Opening		Per Pair	Shpg. Wt., Lbs., per Pair
Width	Height		
Ft.	In.		
2	0	\$4.10	13
2	0	4.85	15
2	4	4.95	14
2	4	5.20	16
2	4	5.56	18
2	6	5.15	18
2	6	5.40	19
2	8	5.55	19
2	8	6.15	21
2	8	6.70	21
2	10	5.85	20
2	10	6.40	22
2	10	6.75	23

63PM9940—Colonial Shutters.
For four-light windows.

Size of Opening		Per Pair	Shpg. Wt., Lbs., per Pair
Width	Height		
Ft.	In.		
2	1	\$4.10	14
2	1	4.85	16
2	5	4.90	14
2	5	5.20	16
2	5	5.55	20
2	9	5.55	19
2	9	6.15	22
2	9	6.70	23

63PM9360—Batten Shutters.
For two-light windows.

Size of Opening		Per Pair	Shpg. Wt., Lbs., per Pair
Width	Height		
Ft.	In.		
2	0	\$2.20	13
2	0	2.78	15
2	4	3.07	14
2	4	3.41	16
2	4	3.91	18
2	6	4.04	18
2	6	4.48	19
2	8	4.04	19
2	8	4.81	21
2	8	4.89	21
2	10	4.48	20
2	10	4.91	22
2	10	4.94	23

63PM9361—Batten Shutters.
For four-light windows.

Size of Opening		Per Pair	Shpg. Wt., Lbs., per Pair
Width	Height		
Ft.	In.		
2	1	\$2.33	14
2	1	2.87	16
2	5	3.14	14
2	5	3.50	16
2	5	4.24	20
2	9	4.13	19
2	9	4.92	22
2	9	4.99	23

63PM9941—Colonial Shutters.
For eight-light windows.

Size of Opening		Per Pair	Shpg. Wt., Lbs., per Pair
Width	Height		
Ft.	In.		
1	11	\$4.80	15
2	1	4.85	16
2	1	5.35	18
2	5	5.55	22

63PM9942—Colonial Shutters.
For twelve-light windows.

Size of Opening		Per Pair	Shpg. Wt., Lbs., per Pair
Width	Height		
Ft.	In.		
2	$4\frac{1}{2}$	\$4.95	14
2	$4\frac{1}{2}$	5.55	16
2	$7\frac{1}{2}$	5.60	18
2	$10\frac{1}{2}$	5.85	20

63PM9362—Batten Shutters.
For eight-light windows.

Size of Opening		Per Pair	Shpg. Wt., Lbs., per Pair
Width	Height		
Ft.	In.		
1	11	\$2.77	15
2	1	2.87	16
2	1	4.00	18
2	5	4.23	22


63PM9363—Batten Shutters.
For twelve-light windows.

Size of Opening		Per Pair	Shpg. Wt., Lbs., per Pair
Width	Height		
Ft.	In.		
2	$4\frac{1}{2}$	\$3.14	14
2	$4\frac{1}{2}$	3.50	16
2	$7\frac{1}{2}$	3.60	18
2	$10\frac{1}{2}$	4.84	20

Shipped From Our Own Factory in **NEWARK, N. J.**, Not Prepaid.

Complete Stairways

(Honor Bill)
MILLWORK




\$41⁶⁵ and Up

Not Prepaid

FOR THIS COMPLETE STAIRWAY
63PM57—Clear Fir 63PM47—Clear Oak

Height, Floor to Floor	63PM57 Clear Fir, Complete	63PM47 Clear Oak, Complete
9 feet 0 inches	\$41.65	\$68.00
9 feet 6 inches	43.30	71.10
10 feet 0 inches	44.95	74.20
10 feet 6 inches	46.60	77.20



\$53³⁰ and Up

Not Prepaid

FOR THIS COMPLETE STAIRWAY
63PM58—Clear Fir 63PM43—Clear Oak

Height, Floor to Floor	63PM58 Clear Fir, Complete	63PM43 Clear Oak, Complete
9 feet 0 inches	\$53.30	\$83.60
9 feet 6 inches	55.90	88.10
10 feet 0 inches	58.40	93.10
10 feet 6 inches	60.85	97.60

Material

Made of absolutely clear stock. Carefully smoothed and sanded.

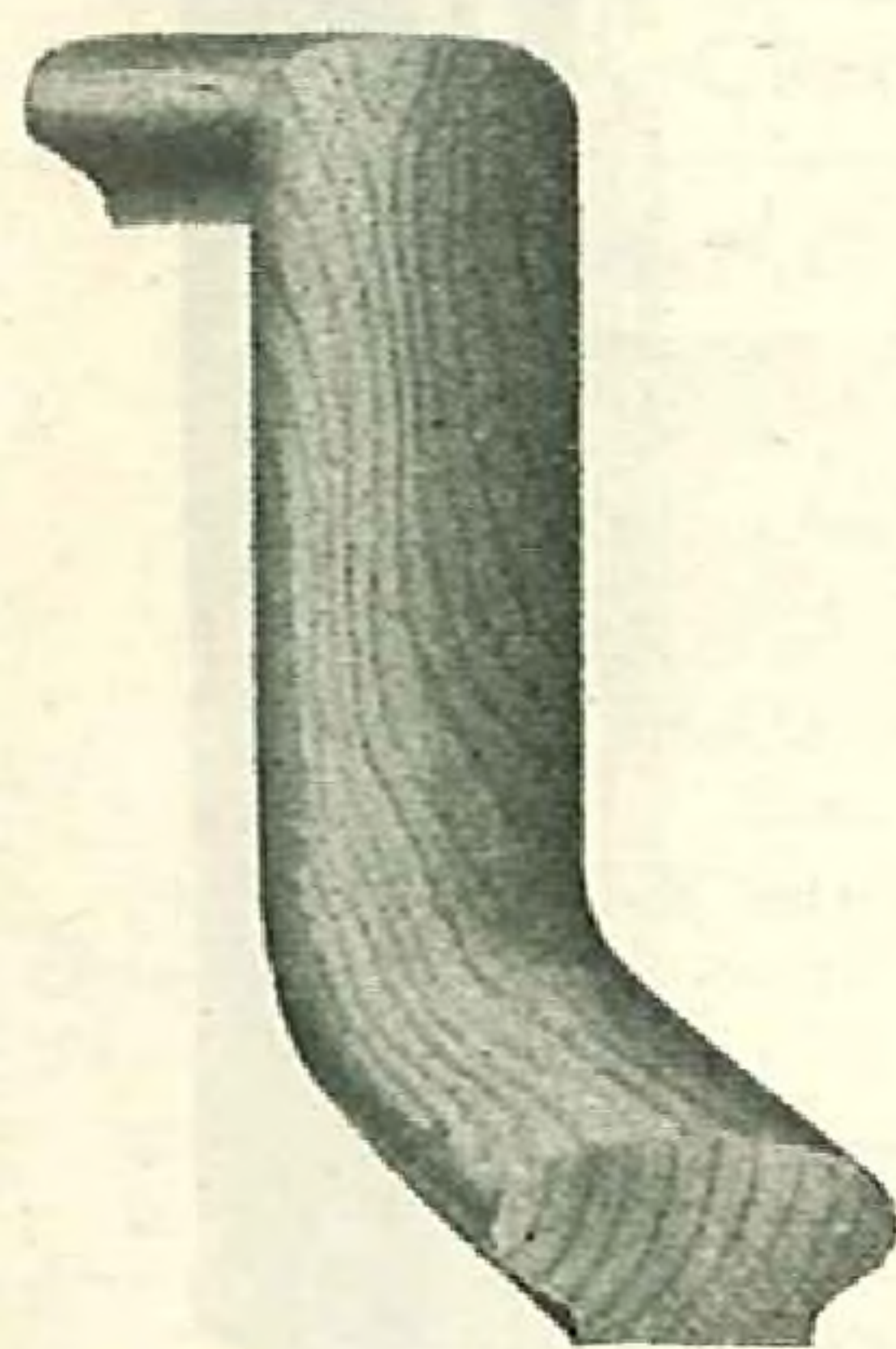
The prices quoted on this page include all the Newels, Rails, Steps, Risers, String Boards, Balusters and Moldings to build these stairs of the best grade of oak, birch or fir, as listed. Give catalog number of design wanted and state size. 3-foot 5-inch treads and risers used in all designs shown. This makes width of stairway 3 feet 6 inches.

Colonial Stairways


Important

Right or Left Hand Turn. Be sure to say whether you want your stairs to turn to the right or left going up. Illustrations above show right hand turn.

Gooseneck Rail



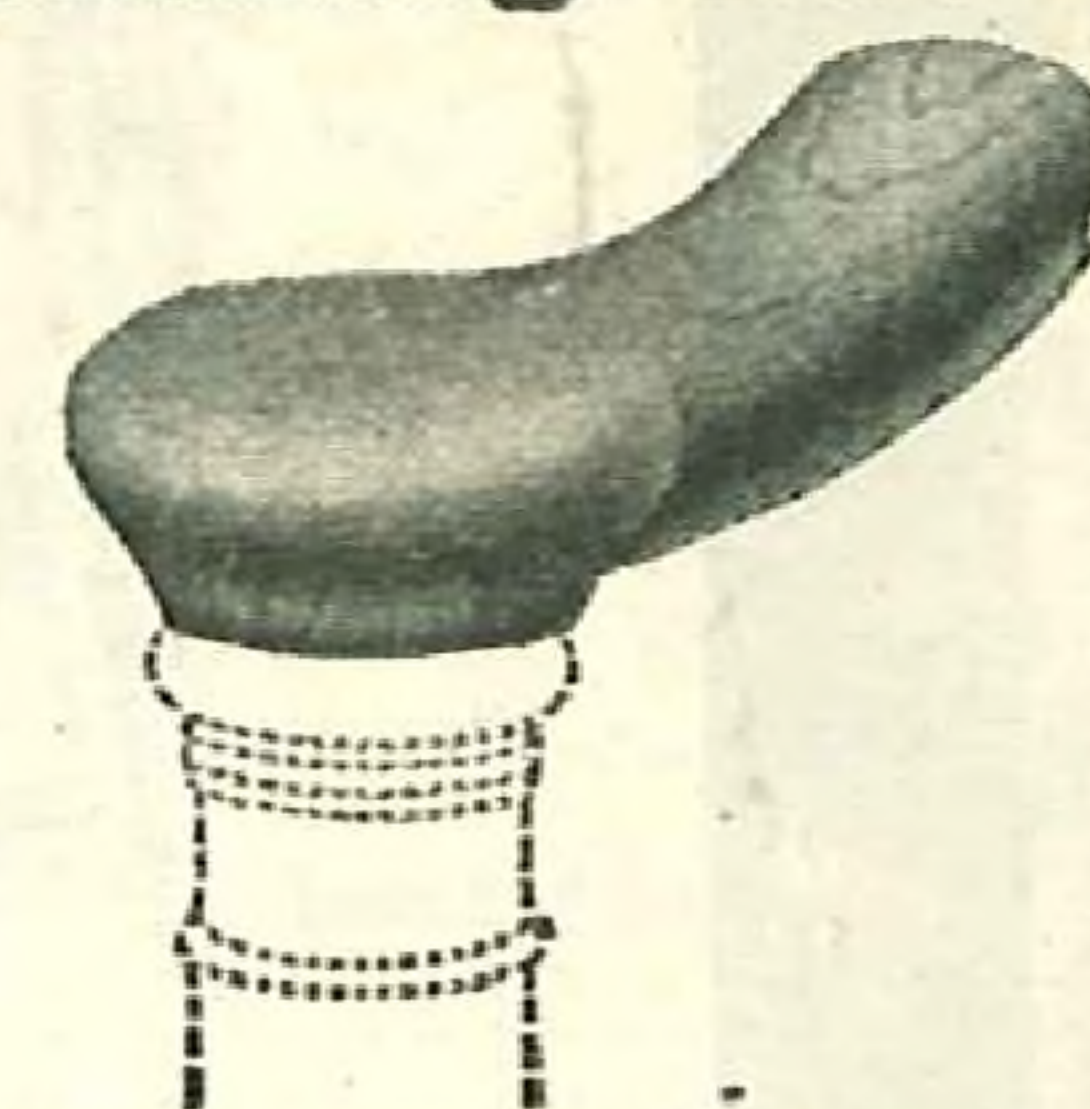
Made to your order, not carried in stock—allow about 15 days. Used to connect rise in rail with level rail. Size, 1½x3½ inches. Matches our regular stock Colonial Stair Rail, 63PM8375, illustrated and priced on page 45. When ordering be sure to state rise and run of stairs.
63PM9715—Clear Birch Gooseneck. Write for price.



Important


Rough lumber, flooring or material for second story not included in price. These prices are for milled material only and do not include cutting to size or housing string.

Colonial Newel Cap, Including Easement



Made to your order, not carried in stock—allow about 15 days. Made to fit our Colonial Newel, 63PM8330, illustrated on page 44. Size, 1½x3½ in. Cap, 6 inches in diameter. Made to match our regular stock Colonial Stair Rail, 63PM8375, illustrated and priced on page 45. When ordering, be sure to state rise and run of stairs.
63PM9716—Clear Birch Colonial Newel Cap and Easement. Write for Price.

Easement Turnout Rail—Right or Left



Made to your order, not carried in stock—allow about 15 days. Used to continue rise of rail from stair landing. Size, 1½x3½ in. Matches our regular stock Colonial Stair Rail, 63PM8375, illustrated and priced on page 45.
Be sure to state radius wanted; also rise and run of stairs.
63PM9713—Clear Birch Easement Turnout, right hand. Write for price.
63PM9714—Clear Birch Easement Turnout, left hand. Write for price.

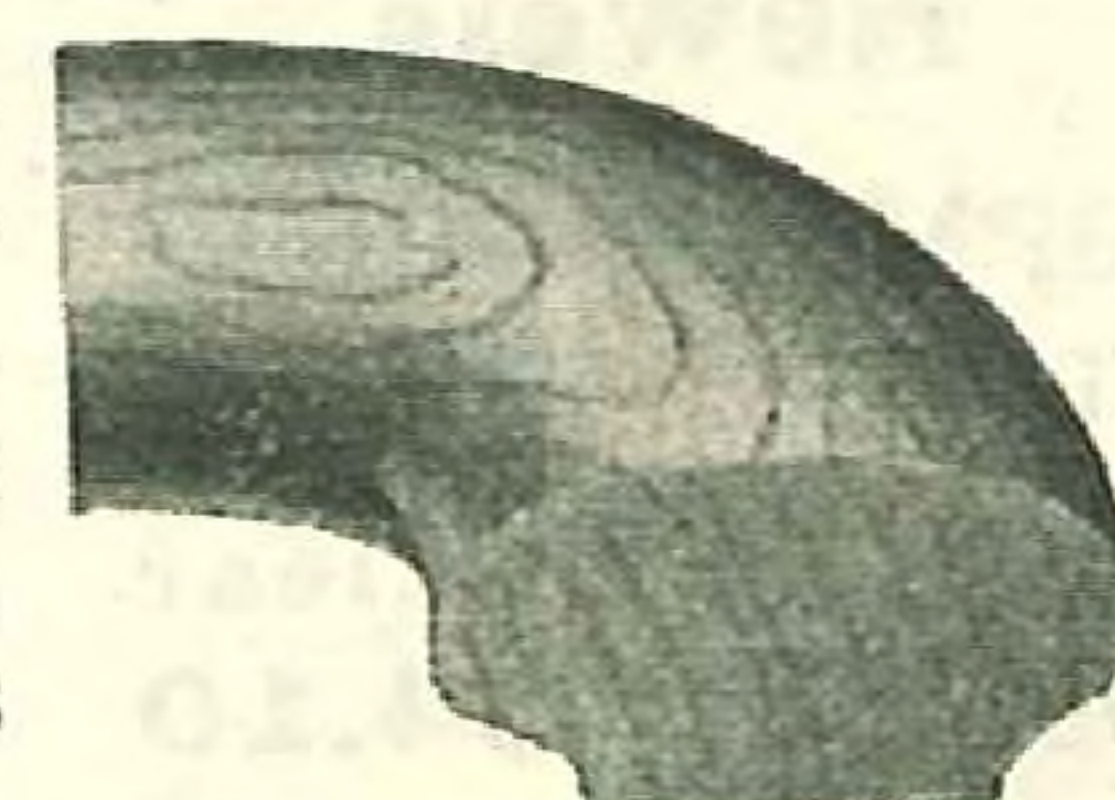
Clear Birch Colonial Stairs

Materials furnished for Colonial Stairway, illustrated above, include starting newel, landing newel, steps, risers, nosing, moldings, string boards, rails, starting newel cap and easement, gooseneck, stair bolts and balusters. Made of clear Birch, carefully smoothed and sanded. Furnished in the white, not painted or varnished.

Made to your order, not carried in stock. Allow about 15 days.

Catalog No.	Height, Floor to Floor	Price
63PM49	9 feet 0 inches	\$108.00
63PM49	9 feet 6 inches	113.20
63PM49	10 feet 0 inches	117.60
63PM49	10 feet 6 inches	122.65

Level Quarter Turnrail



Made to your order, not carried in stock—allow about 15 days. Used around well hole on second floor. Size, 1½x3½ inches. Matches our regular stock Colonial Stair Rail, 63PM8375, illustrated and priced on page 45. Be sure to state radius wanted.

63PM9712—Clear Birch Level Quarter Turn. Write for Price.

Shipped From Our Own Factory in NEWARK, N. J., Not Prepaid.

**[Honor Bill
MILLWORK]**

Built-Up Stair Newels

**[Honor Bill
MILLWORK]**

**WELL PLEASED—
SAVED \$150.00**

I received all of my order in very fine condition and I am pleased with everything. Every one says it's the nicest lumber they ever saw around here and I am saving just one hundred and fifty dollars.

HENRY G. NYCE
Address furnished on request.

ALL our stair newels are made from thoroughly kiln dried selected stock, 1 inch thick, carefully built, smoothly finished and guaranteed. They are built to standard specifications and would cost you considerably more if purchased through any other source than our big mills. The 18-inch base on the starting newels will receive either one or two risers.

Packed in dustproof fiber boxes for shipment. Starting Newels weigh about 35 pounds and Angle Newels 38 pounds each.


**"SAVED \$100 on a
\$540 ORDER"**

The material I got from you was A1 and I saved \$100.00 on a \$540.00 order. I would be glad to show this material to anybody and give the full details about your prompt service and good prices.

A. P. Mc GOWAN
Address furnished on request.

*We Can Also Save You Big Money on a Flight of Stairs.
(See pages 43 and 45.)*

*Shipped From Our Own Factory
in NEWARK, N. J., Not Prepaid*



**Starting
Newels**


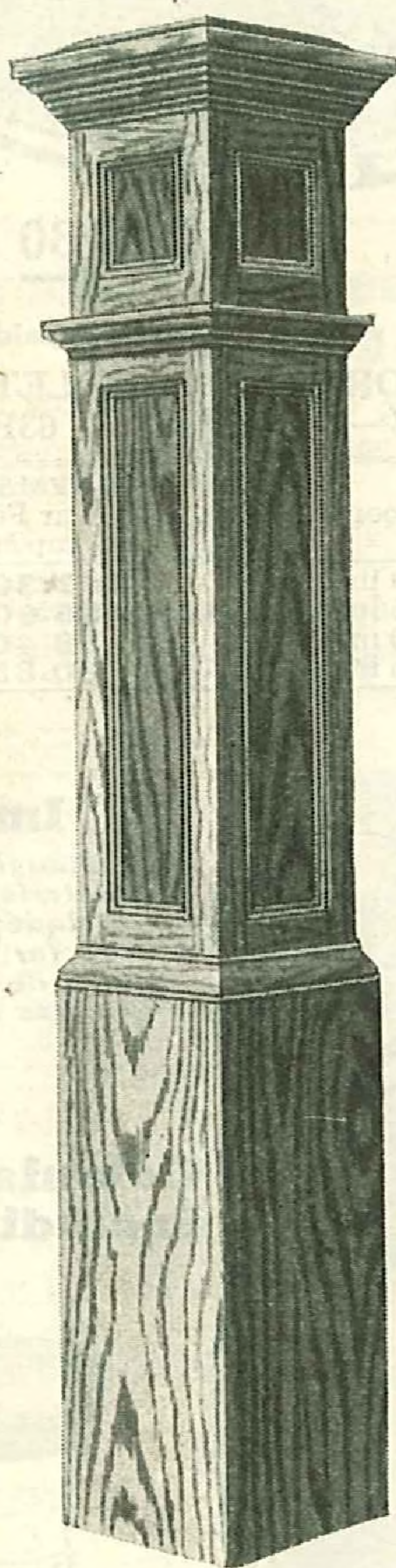
63PM8318—Clear
Fir.....\$5.20
63PM8308—Clear
Oak.....\$6.50

This paneled newel has shaft 6 inches square. Base, 8 inches square, 18 inches high. Height of post, 4 feet. Pan-eled on four sides below and on three sides above.

**Angle
Newels**

63PM8334—Clear
Fir.....\$3.45
63PM8399—Clear
Oak.....\$4.10

Shaft is 5 inches square. Length of newel is 5 feet 6 inches.



Colonial Newels

Starting Newel


Base of colonial design starting newel, 4½ inches square, diminishing slightly in width from bottom to top. Height of post, 3 feet 2 inches. The cap for this newel is illustrated separately on page 46.

63PM8330—Clear Birch.
Write for price.

Angle Newel

Colonial design angle newel is the same design as starting newel, illustrated above, except that the base is 3½ inches wide and post is 5 feet 6½ inches high.


63PM8331
Clear Birch.
Write for price.



**Starting
Newels**

63PM8315—Clear
Fir.....\$5.20
63PM8304—Clear
Oak.....\$6.05
63PM8301—Clear
Birch.....\$6.00

Size of shaft, 6 inches square. Base, 8 inches square and 18 in. high. Height of post, 4 feet.



**Angle
Newels**

63PM8329—Clear
Fir.....\$4.65
63PM8320—Clear
Oak.....\$5.40
63PM8307—Clear
Birch.....\$5.35

The shaft is 5 in. square. Length, 5 feet 6 inches (not measuring the ornament at bottom).

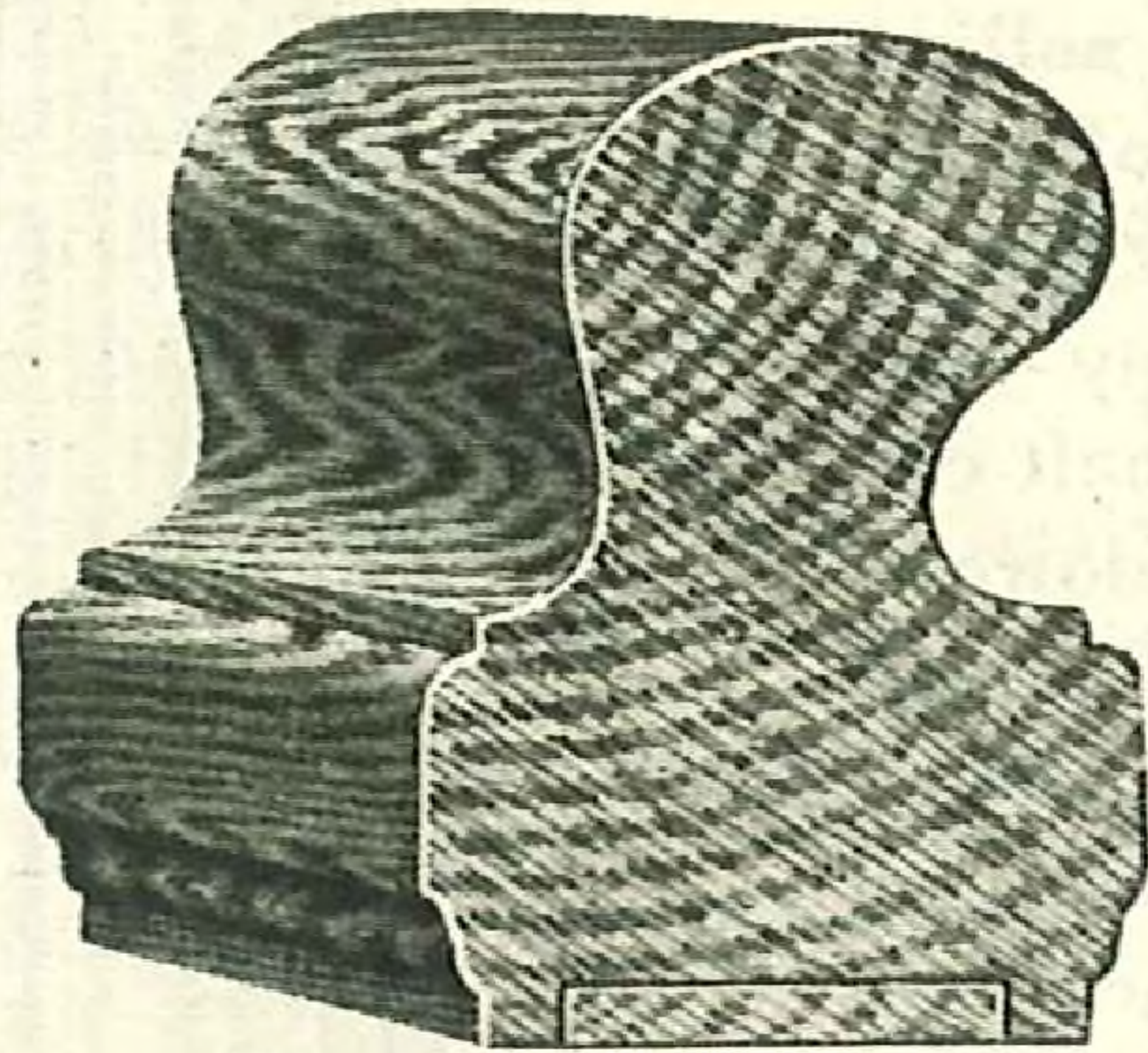
Shipped From Our Own Factory in NEWARK, N. J., Not Prepaid

High Grade Stair Material

[Honor Bill
MILLWORK]

Made of CLEAR FIR, CLEAR OAK or CLEAR BIRCH Carefully Sanded

Stair Rail




Size, 2 1/2 x 3 1/2 Inches

The best designed Stair Rail for all purposes. One side of rail is designed to fit the ends of the fingers. Rail is plowed for 1 1/4 and 1 1/8-inch balusters. Loose fillet strip must be ordered separately. State whether wanted for 1 3/4 or 1 1/8-inch balusters.

Stair Rail Without Fillet

- 63PM8335—Clear Fir. Per foot... **22c**
63PM8350—Clear Oak. Per foot... **30c**
63PM8342—Fillet to Match. Per foot **3c**

Colonial Stair Rail

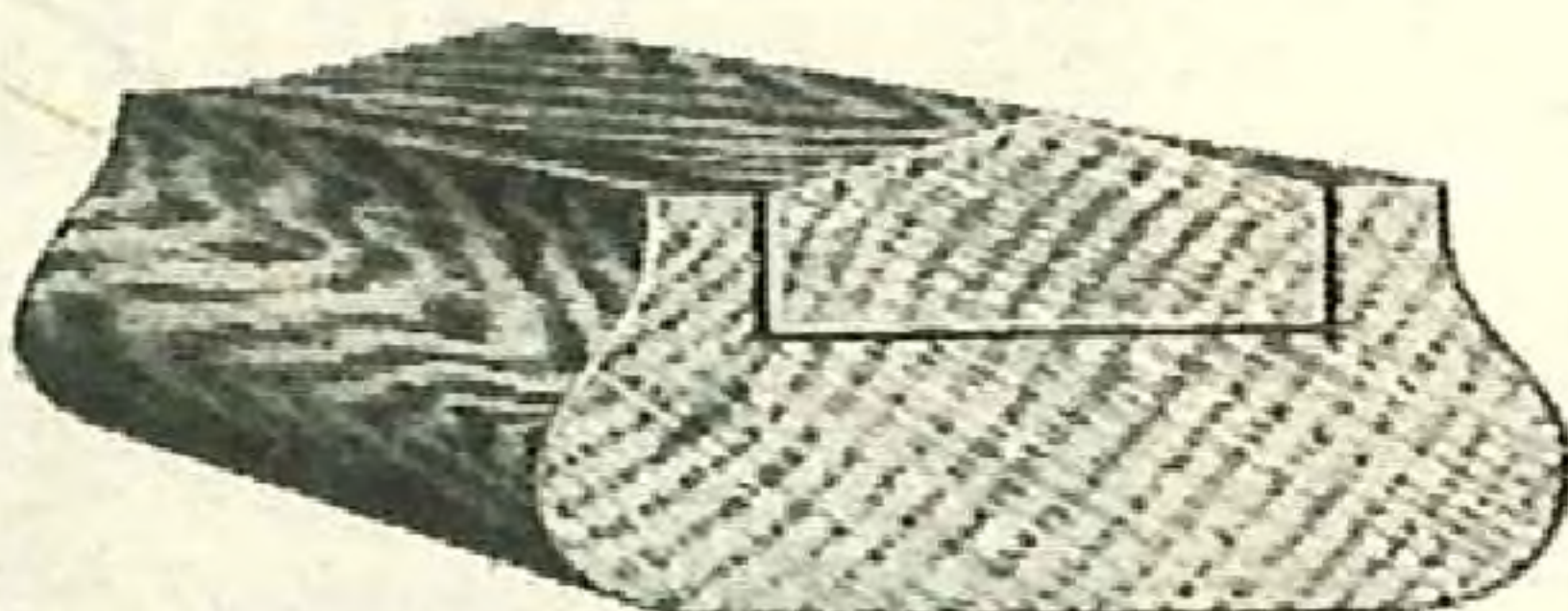


Size, 1 3/4 x 3 3/8 Inches

Colonial design of Stair Rail is now becoming very popular.

- 63PM8336—Clear Fir. Per foot... **15c**
63PM8358—Clear Oak. Per foot... **30c**
63PM8375—Clear Birch. Per foot... **30c**

Shoe Rail



With Fillet. Size, 3/4 x 2 3/4 inches. Rabbeted for 1 3/4-inch or 1 1/8-inch Balusters.

- 63PM8346—Clear Fir. Per foot... **8c**
63PM8352—Clear Oak. Per foot... **10c**

Round Hand Rail



Size, 1 3/4 Inches

The Hand Rail shown in illustration is used on closed stairway construction, being secured to the wall with our wall rosettes and hand rail brackets.

- 63PM8345—Clear Fir. Per 100 lineal ft. **\$ 8.00**
63PM8354—Clear Oak. Per 100 lineal ft. **12.00**

Wall Rosettes



This Rosette or Plate is used at the end of the rail where it leads against a wall and the center portion is large enough to receive our big rail 3 1/2 inches wide or to receive our hand rail brackets shown below.

- 63PM8348—Clear Fir. Each... **25c**
63PM8361—Clear Oak. Each... **30c**
63PM8384—Clear Birch. Each... **30c**

Hand Rail Brackets

These Hand Rail Brackets are used to support our round hand rails. The brackets have an adjustable clip which can be set to receive a railing at any angle. With their use the center of the rail will be about 2 1/2 inches from the wall. Furnished in antique copper finish. Weight, each, about 1 pound.

- 63PM8369
Each... **\$0.23**
Per dozen... **2.75**

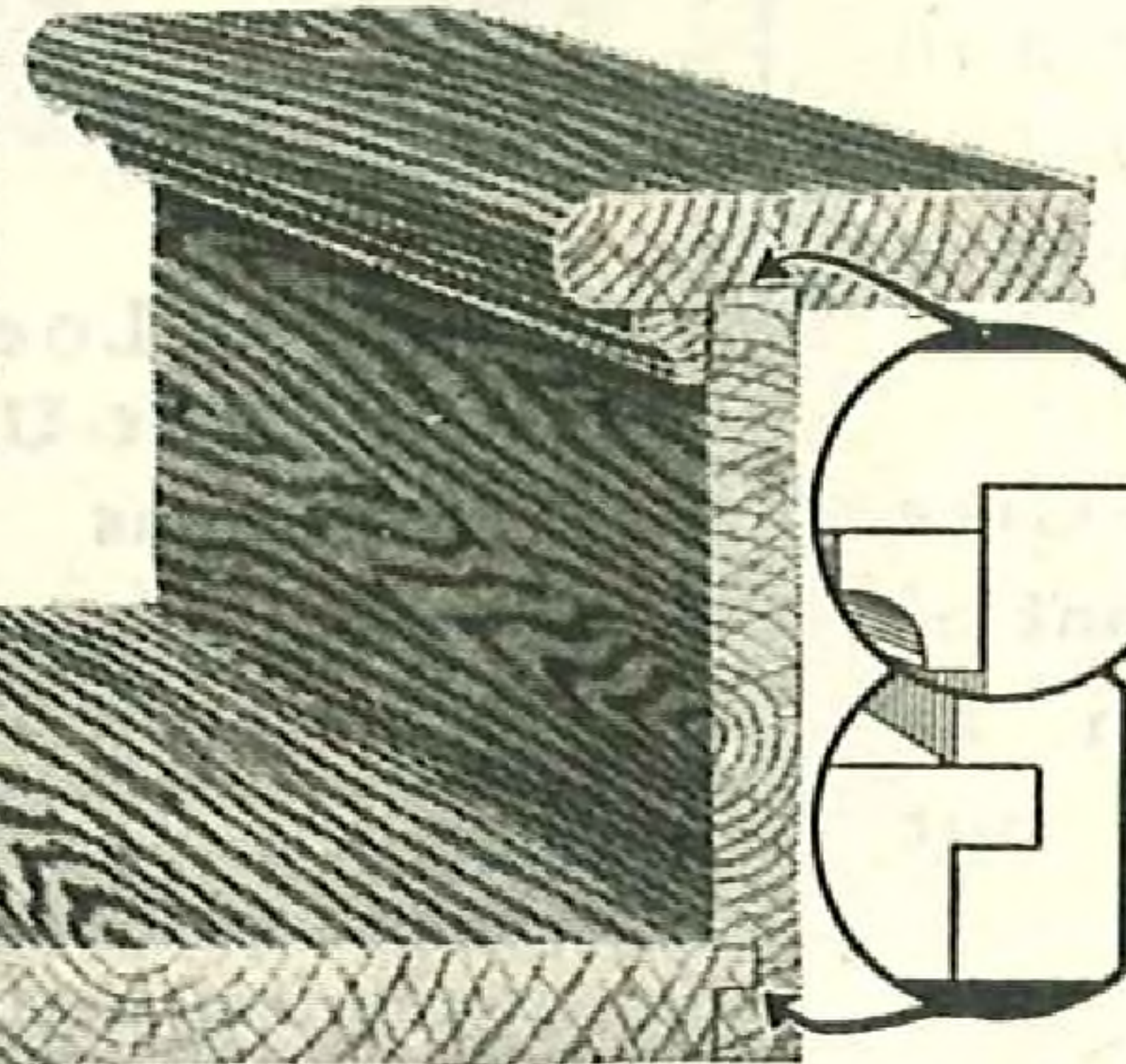
Shipped From Our Own Factory in NEWARK, N. J., Not Prepaid.
Stair rail and string board shipped in random lengths from 8 to 12 feet. Write for special quotations on oak over 12 feet long.

Treads and Risers

Tongued and grooved treads and risers make a rigid construction and do not permit the treads to pull away from the risers or show open joints. Will not creak.
Sizes quoted provide for a 9 1/4-in. run and a 7 1/4-in. rise, but we can supply treads and risers for any rise and run. Be sure to mention rise and run when ordering.
Stair Treads weigh about 3 1/2 pounds each lineal foot. Risers, about 1 1/2 pounds.

Treads and risers are furnished 3 ft. 5 in. long. This makes stairway 3 ft. 6 in. wide.

NOTICE—Our Tread and Risers Are Tongued and Grooved. This makes rigid construction. No Creaking. No open joints.



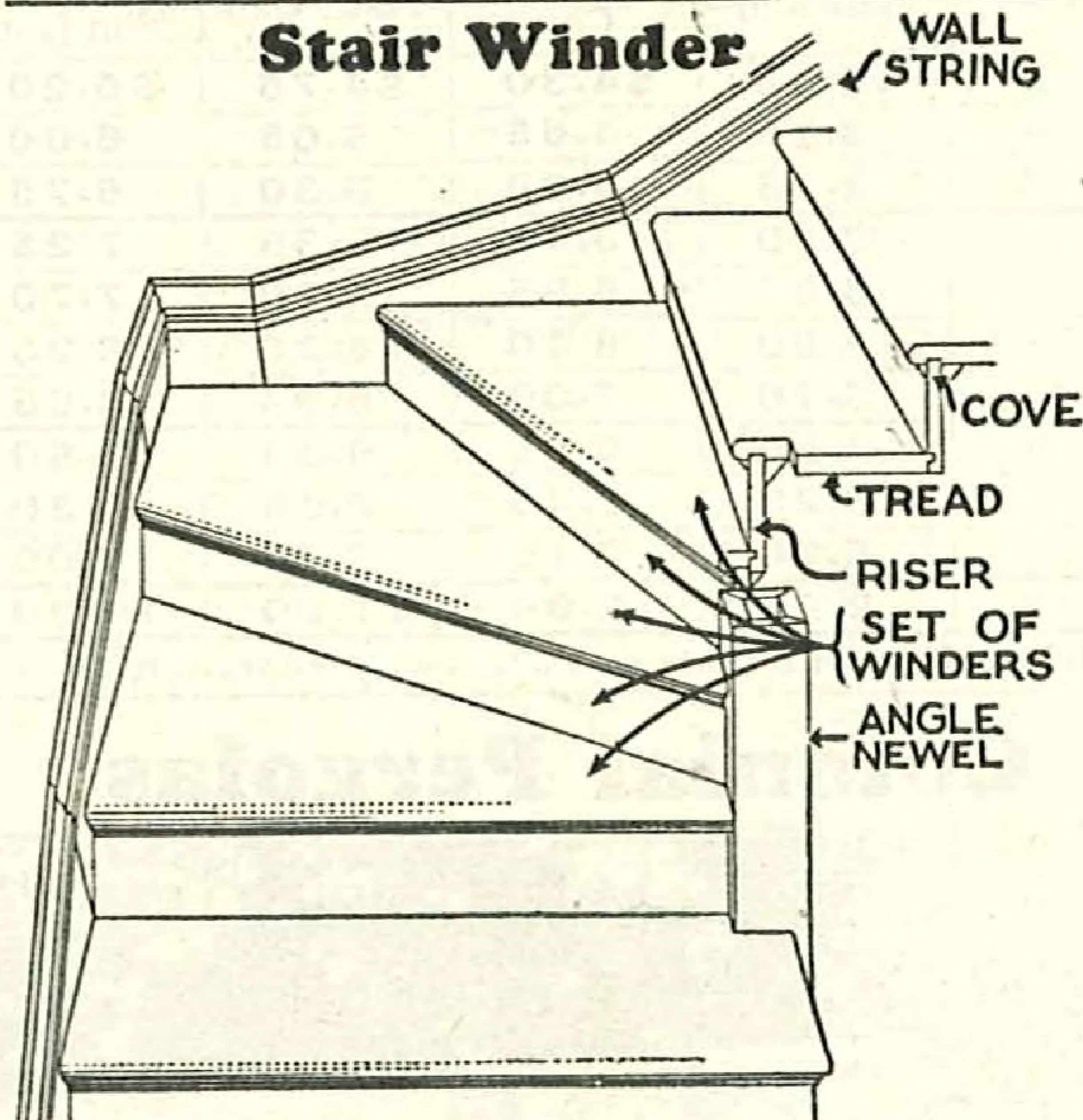
Stair Treads

- Each
63PM8266—Clear Fir. 1 1/2 x 11 inches... **\$0.68**
63PM8281—Clear Oak. 1 1/2 x 11 inches... **1.40**
63PM8283—Clear Birch. 1 1/2 x 11 inches... **1.45**

Stair Risers

- 63PM8267—Clear Fir. 3/4 x 7 1/2 inches... **.30**
63PM8285—Clear Oak. 3/4 x 7 1/2 inches... **.68**
63PM8287—Clear Birch. 3/4 x 7 1/2 inches... **.64**

Stair Winder



In ordering winders be sure to state whether you want them to turn to the right or to the left as you go upstairs. For instance, winders shown in sketch above are right hand winders. If you want them to turn in the opposite direction, order left hand winders. Winders weigh about 90 pounds per set.


Stair Winders

- 63PM8275—Clear Fir, set of 3 with 2 risers. **\$ 7.10**
63PM8276—Clear Oak, set of 3 with 2 risers. **10.00**
63PM8278—Clear Birch, set of 3 with 2 risers **9.90**

Stair Cove

- 63PM9929—3/4 x 7/8 inch, Clear Fir. Per 100 feet... **.55**
63PM7819—3/4 x 7/8 inch, Clear Oak. Per 100 feet... **1.98**
63PM7820—3/4 x 7/8 inch, Clear Birch. Per 100 feet. **1.95**

Half Circle End Treads and Risers



Very carefully manufactured and give an attractive finish and appearance to any flight of stairs. When ordering be sure to state whether the circle end is at the right hand or left hand side going up the stairs. The picture shows a left hand end. If you want the circle on the other end, be sure your order reads right hand. Weight, each, about 55 pounds.

- For Stairs 3 Ft. 5 Inches or Less
63PM7844—Clear Fir. Each... **\$6.80**
63PM7821—Clear Oak. Each... **7.60**
63PM7826—Clear Birch. Each... **7.50**

Landing Tread




Size, 1 1/4 x 3 1/4 Inches

Used on the top landing of stairs and platforms. Weight, each, about 5 pounds.

- 3 Ft. 5 In.
63PM8254—Clear Fir... **30c**
63PM8257—Clear Oak... **44c**
63PM8259—Clear Birch... **43c**

Return Nosing

Size, 1 1/4 x 1 1/4 Inches
Weight, per lineal foot, about 4 ounces.



- Per Lineal Ft.
63PM8296—Clear Fir... **3c**
63PM8293—Clear Oak... **6c**
63PM8295—Clear Birch... **6c**

String Boards

We carry in stock 4 designs of string boards. Each design matches perfectly our 4 designs of base illustrated on pages 36 and 37.

One-Member Stringer 3/4 x 11 in. matches O. G. design base 63PM9938 page 37.

63PM9633—Fir Stringer 3/4 x 11 in. Per foot... **15c**

63PM9634—Oak Stringer 3/4 x 11 in. Per foot... **26c**

63PM9635—Birch Stringer 3/4 x 11 in. Per foot... **25c**

Two-Member Stringer 3/4 x 14 1/2 in. over all. Consists of the following members.

Stringer Mold Member

- 63PM8528—Fir. 3/4 x 3 3/4 in. Per foot... **3c**
63PM8527—Oak. 3/4 x 3 3/4 in. Per foot... **7 1/2c**
63PM8453—Birch. 3/4 x 3 3/4 in. Per foot... **7c**

Stringer Board

- 63PM8459—Fir. 3/4 x 11 in. Per foot... **15c**
63PM8458—Oak. 3/4 x 11 in. Per foot... **26c**
63PM8454—Birch. 3/4 x 11 in. Per foot... **25c**

Can also be furnished in designs to match single member and two-member bases shown on page 36; same prices as quoted above.

Stair Balusters

We carry in stock these two designs of Stair Balusters in oak, birch and fir.

Balusters weigh about 1 1/4 pounds each.

63PM8402—Clear Fir. 1 3/4 x 1 3/4 x 32 inches. Each... **31c**

63PM8364—Clear Oak. 1 3/4 x 1 3/4 x 32 inches. Each... **39c**

63PM8368—Clear Birch. 1 3/4 x 1 3/4 x 32 inches. Each... **45c**

63PM8403—Clear Fir. 1 3/4 x 1 3/4 x 32 inches. Each... **31c**

63PM8366—Clear Oak. 1 3/4 x 1 3/4 x 32 inches. Each... **39c**

63PM8383—Clear Birch. 1 3/4 x 1 3/4 x 32 inches. Each... **39c**

63PM8402 Clear Fir. 63PM8403 Clear Fir.

63PM8364 Clear Oak. 63PM8366 Clear Oak.

63PM8368 Clear Birch. 63PM8383 Clear Birch.

63PM8402 Clear Fir. 63PM8403 Clear Fir.

63PM8364 Clear Oak. 63PM8366 Clear Oak.

63PM8368 Clear Birch. 63PM8383 Clear Birch.

63PM8402 Clear Fir. 63PM8403 Clear Fir.

63PM8364 Clear Oak. 63PM8366 Clear Oak.

63PM8368 Clear Birch. 63PM8383 Clear Birch.

63PM8402 Clear Fir. 63PM8403 Clear Fir.

63PM8364 Clear Oak. 63PM8366 Clear Oak.

63PM8368 Clear Birch. 63PM8383 Clear Birch.


Square Baluster Stock

We furnish this square Baluster Stock in plain red oak and fir, clear stock, in random lengths. Size, 1 1/2 x 1 1/2 inches. Weight, per 100 feet, about 22 pounds.

- 63PM8389—Clear Fir. Per foot... **2c**
63PM8371—Clear Oak. Per foot... **5c**



Colonial ^(Honor Built) MILLWORK Columns



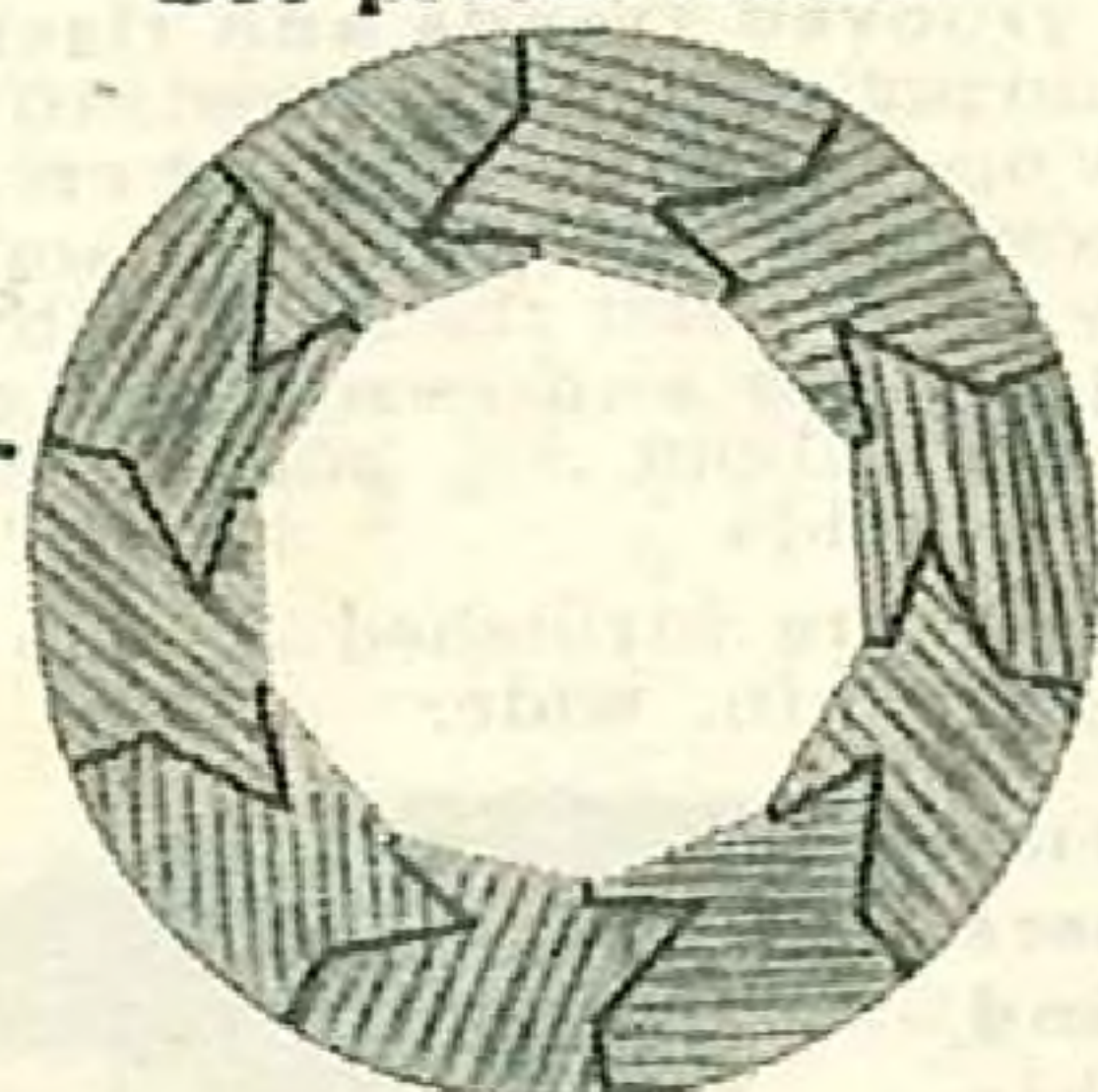
63PM8070
With Plain Cap

We illustrate two designs of our Colonial Lock Joint Built-Up Columns which can be furnished with either plain or Composition Cap. Constructed to withstand the worst weather conditions. Made from selected straight grained Washington Fir lumber, practically clear and smooth, thoroughly kiln dried. Will not check or warp.

IMPORTANT—Give columns a good coat of priming as soon as received to keep out moisture.



Composition Cap For
63PM8073
63PM8079
See prices below




Colonial Lock Joint Built-Up Columns

The illustration above shows an end view of our lock joint columns, showing how the staves of these columns interlock, allowing for contraction and expansion.

Columns will add greatly to the selling or rental value of your home, to say nothing of the added beauty and comfort. Plain shaft columns may be cut down to fractional parts of a foot. These columns are strictly high grade and when you receive them they are oiled, not painted. Fine workmanship and lumber used throughout their manufacture.

For dividing or splitting these columns, add 35 cents.



63PM8076
With Plain Cap

BUILT-UP COLUMNS

Made of clear Fir stock, oiled

Diameter of Shaft at Base, Inches	Height Over All, Feet	Plain Shaft		Fluted Shaft		Shipping Weight, Pounds
		63PM8070 With Plain Cap	63PM8073 With Composition Cap	63PM8076 With Plain Cap	63PM8079 With Composition Cap	
6	6	\$2.86	\$4.30	\$4.75	\$6.20	27
6	8	3.18	4.65	5.05	6.50	33
6	9	3.45	4.90	5.30	6.75	36
8	6	3.50	5.40	5.35	7.25	40
8	8	3.95	5.85	5.80	7.70	46
8	9	4.50	6.40	6.35	8.25	50
8	10	5.10	7.00	6.95	8.85	53
10	6	4.50	6.75	6.35	8.60	53
10	8	5.20	7.45	7.05	9.30	62
10	9	5.90	8.15	7.75	10.00	66
12	10	9.95	12.95	11.80	14.80	75


Shipped From Our Own Factory in NEWARK, N. J.

Colonial Pergolas

Our pergolas are built on true classic lines. The material used is the best made for this purpose.

NOTICE—Pergolas are not carried in stock. Please allow 15 days to make shipments.

We will quote prices for any special size pergola on request.



The cost of erecting a pergola is slight. We send all the material necessary cut to exact size. We supply a rough cedar post for each column, so that the post can extend down into the ground and give a good substantial foundation. This post can be set in concrete if desired, which will give even a more solid foundation. Furnished in any size desired. We quote three stock sizes to give an idea of price, but will be glad to quote on special sizes on request.

Pergola, size, 8 feet wide by 8 feet long, including 4 columns, 4 beams, 6 cross beams and 3 lattice strips.

63PM8987.....\$48.50
Shipping weight, 650 pounds.

Pergola, size, 8 feet wide by 14 feet long, including 6 columns, 4 beams, 10 cross beams and 6 lattice strips.

63PM8988.....\$75.50
Shipping weight, 925 pounds.


Pergola, size, 10 feet wide by 20 feet long, including 8 columns (like illustration), 4 beams, 13 cross beams and 8 lattice strips.

63PM8989.....\$108.00
Shipping weight, 1,200 pounds.

Shipped From Our Own Factory in NEWARK, N. J. Not Prepaid.

Porch Columns and Newels

**Honor Bilt
MILLWORK**



Solid Turned Columns

Made of Clear Fir

\$1.25

AND UP
NOT PREPAID


In ordering be sure to give size and length wanted. Sizes shown are before planing. After planing and finishing columns will measure about $\frac{5}{8}$ inch less than sizes given.

For dividing or splitting this column, add 10 cents to catalog price.

63PM8175

Size, In.	Lgth., Ft.	Each	Wt., Lbs.
4x4	8	\$1.25	20
5x5	8	1.94	27
5x5	9	2.25	37
6x6	8	2.85	48

Colonial Built-Up Newel



63PM8150

Matches Our Colonial Columns on Page 46

Made of Clear Fir

Diameter of shaft at base, 7 inches. Length, 4 ft. Wt., 23 lbs. Not Prepaid.

63PM8150—Each.....\$3.10

Solid Newels

Made of Clear Fir

70c

AND UP
NOT PREPAID

Sizes shown are before planing. After planing and finishing newels will measure about $\frac{5}{8}$ inch less than sizes given. The height given is exact.

Size Shaft, Inches	Length, Feet	63PM8182 Each	Weight, Pounds
4x4	4	\$0.70	11
5x5	4	1.05	15
6x6	4	1.40	24

63PM8182

Turned Porch Balusters

Made of Clear Fir

Special Low Price of

11c AND UP

NOT PREPAID

Give catalog number and size. Weight, each, 1 pound.

Catalog No.	Size, In.	Each
63PM8212	1 $\frac{3}{4}$ x20	11c
63PM8212	1 $\frac{3}{4}$ x24	12c

Large Size Colonial Balusters

63PM8161



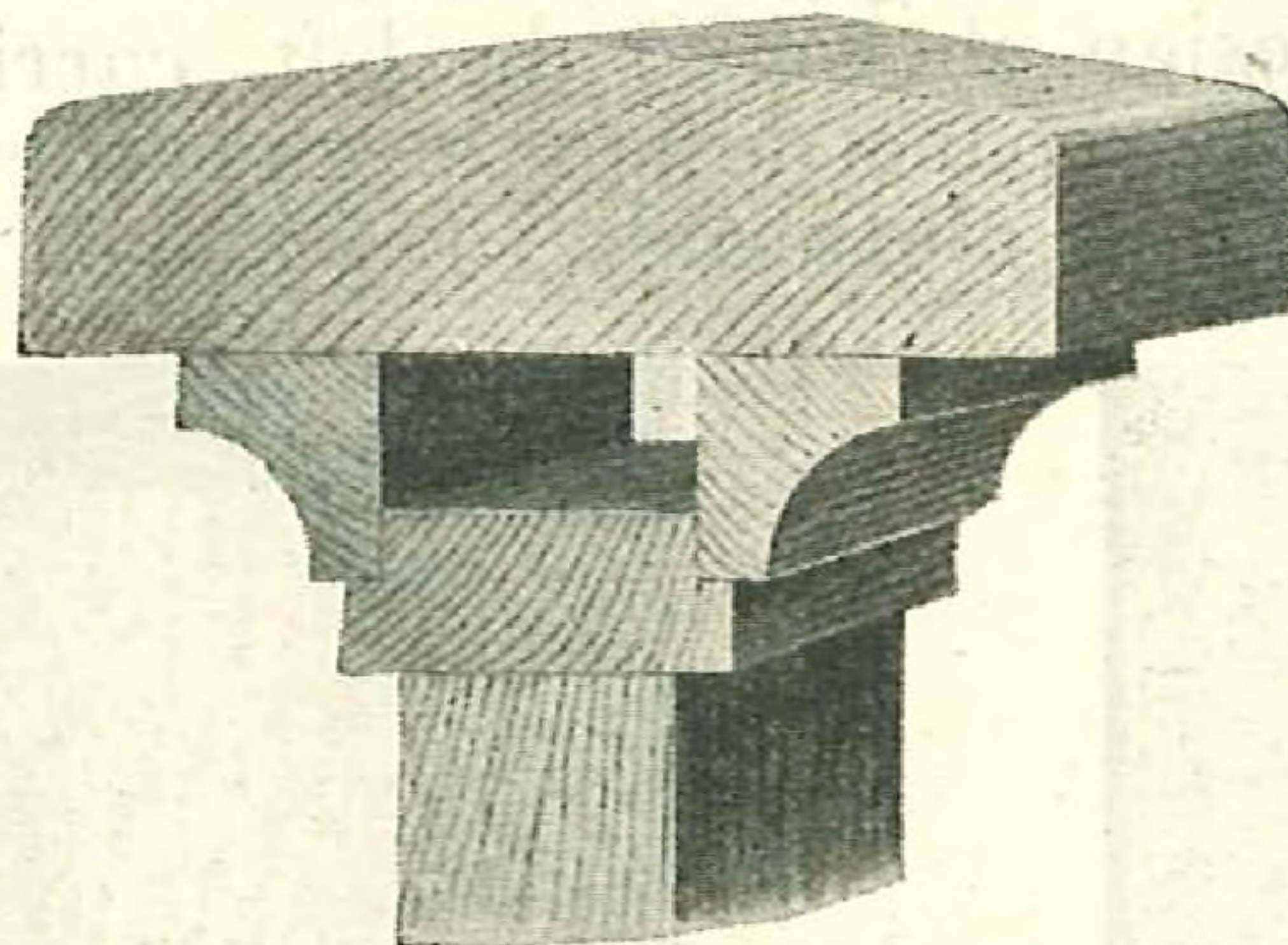
63PM8161

Size, Inches	Each	Per Crate of 50
2 $\frac{1}{4}$ x20	16c	\$7.60
2 $\frac{1}{4}$ x24	16c	7.60



63PM8212

Four-Member Colonial Porch Rail



Made of clear fir. Size, over all, 5 $\frac{3}{4}$ x3 $\frac{1}{2}$ inches. Shipped knocked down, bundled. For $\frac{7}{8}$, 1 $\frac{1}{8}$ or 2 $\frac{1}{4}$ -inch baluster. Please state size baluster. Weight, per foot, 1 $\frac{1}{4}$ pounds.

63PM8184—Per lineal foot. Not Prepaid.....20c

Square Porch Columns


Made of Clear Fir

Corners made of heavy 2-in. stock and panels are securely locked by our patent lock joint. Columns diminish in width from bottom to top, giving the proper architectural effect. Prices include cap and base. In ordering give size and length wanted. For dividing or splitting, add 20 cents.


NOT PREPAID
63PM8075

Size, In.	Height, Feet	Wt., Lbs.	Each
6x6	6	33	\$2.20
8x8	6	45	3.25
8x8	8	51	3.95
8x8	9	55	4.37
10x10	8	67	4.90
10x10	9	71	5.20
12x12	8	85	5.78
12x12	9	95	6.67

Square Porch Newel



63PM8074




63PM8075

Made of clear fir. Of same rigid construction as our square column. Newel post, 7 $\frac{1}{2}$ x7 $\frac{1}{2}$ inches, 3 feet 8 inches high. The newels diminish in width from the bottom to the top, giving the proper architectural effect. Price includes molded cap and base. Weight, 25 pounds.

63PM8074—Each. Not Prepaid....\$2.40


Square Balusters



Made of clear fir. Size, 1 $\frac{3}{4}$ x1 $\frac{3}{4}$ x-32 inches. Weight, each, 2 $\frac{1}{2}$ pounds. Not Prepaid.

63PM8110—Each.....9c

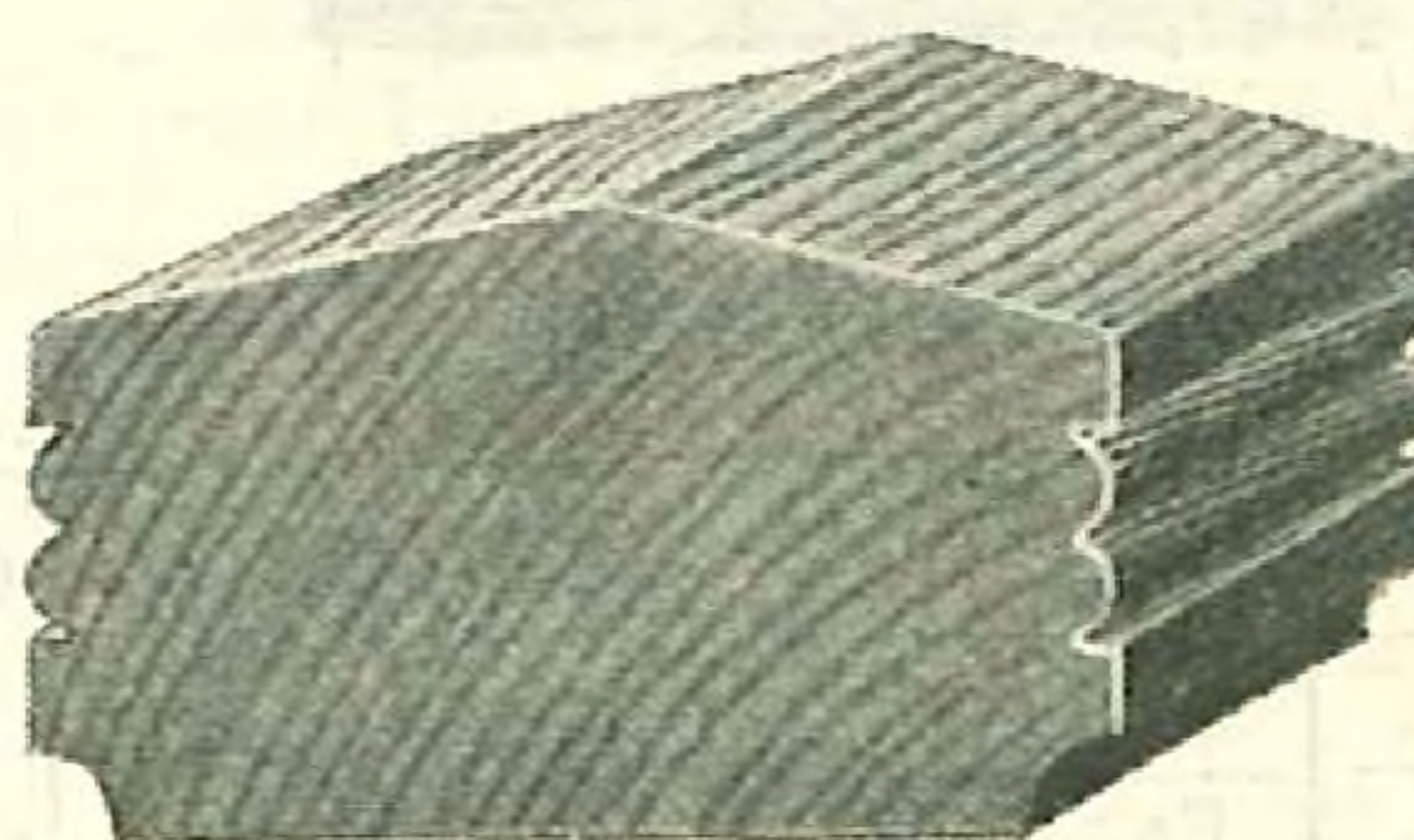
Baluster Stock or Frieze Rail



Made of clear fir. Prices are for 100 lineal feet. Size, 1 $\frac{3}{8}$ x1 $\frac{3}{8}$ inches. Wt., per 100 ft., 40 lbs. Not Prepaid.

63PM8206—Per 100 feet \$2.50

Top Porch Rail




Made of clear fir. Size, 1 $\frac{3}{4}$ x3 $\frac{5}{8}$ inches. Weight, per foot, 1 pound.

63PM8191

Per foot. Not Prepaid.....6c

Bottom Porch Rail



Made of clear fir. Size, 1 $\frac{3}{4}$ x3 $\frac{5}{8}$ inches. Weight, per foot, 1 pound.

63PM8193

Per foot. Not Prepaid.....6c


Shipped From Our Own Factory in NEWARK, N. J., Not Prepaid

**[Honor Bilt
MILLWORK]**


China Closet Sash

**[Honor Bilt
MILLWORK]**


Made of **clear fir or clear oak**, $1\frac{1}{8}$ inches thick, in sizes listed below. Glazed with leaded colored art glass, leaded glass, plain double or single strength glass.




**Glazed Double
Strength Glass**
63PM9995—Clear Fir.
63PM6986—Clear Oak.



**Glazed Single
Strength Glass**
63PM9996—Clear Fir.
63PM6989—Clear Oak.



**Glazed Leaded
Glass**
63PM9997—Clear Fir.
63PM6987—Clear Oak.



**Glazed Leaded
Glass With Figure in
Colored Art Glass**
63PM9998—Clear Fir.
63PM6988—Clear Oak.

SIZE				Glazed 1 Light Double Strength Glass				Glazed 6 Lights Single Strength Glass			
Width		Height		63PM9995 Clear Fir	Weight, Pounds	63PM6986 Clear Oak	Shipping Weight, Pounds	63PM9996 Clear Fir	Weight, Pounds	63PM6989 Clear Oak	Shipping Weight, Pounds
Ft.	In.	Ft.	In.								
1	6	4	0	\$2.05	25	\$2.40	26	\$3.00	26	\$3.35	27
1	8	4	0	2.20	28	2.55	29	3.15	29	3.50	30


SIZE				Glazed With Leaded Glass				Glazed Leaded Glass With Figure in Colored Art Glass			
Width		Height		63PM9997 Clear Fir	Weight, Pounds	63PM6987 Clear Oak	Shipping Weight, Pounds	63PM9998 Clear Fir	Weight, Pounds	63PM6988 Clear Oak	Shipping Weight, Pounds
Ft.	In.	Ft.	In.								
1	6	4	0	\$4.05	35	\$4.40	36	\$6.05	35	\$6.95	36
1	8	4	0	4.45	39	4.75	40	6.60	39	7.70	40

Cupboard Doors


Strictly "A" Grade

NO. 1 QUALITY

Cross panel design shown to the left, carried in **clear fir** only. Vertical panel design shown to the right, carried in **clear fir or clear oak**. $1\frac{1}{8}$ inches thick.



63PM9887
4 Feet High



**CLEAR FIR
ONLY**

63PM9887
2 Ft. 6 In. High



63PM9886
63PM6943
2 Ft. 6 In. High

**CLEAR FIR
CLEAR OAK**



63PM9886
63PM6943
4 Ft. High


SIZES				63PM9887 Cross Panels, Clear Fir, Each Door	63PM9886 1 Panel, Clear Fir, Each Door	63PM6943 1 Panel, Clear Oak, Each Door	Shipping Weight, Pounds
Width		Height					
Ft.	In.	Ft.	In.				
1	6	2	6	\$0.98	\$1.00	\$2.35	7
1	8	2	6	1.04	1.06	2.47	8
1	6	4	0	1.35	1.30	3.15	12
1	8	4	0	1.40	1.50	3.56	14

Shipped From Our Own Factory in NEWARK, N. J., Not Prepaid

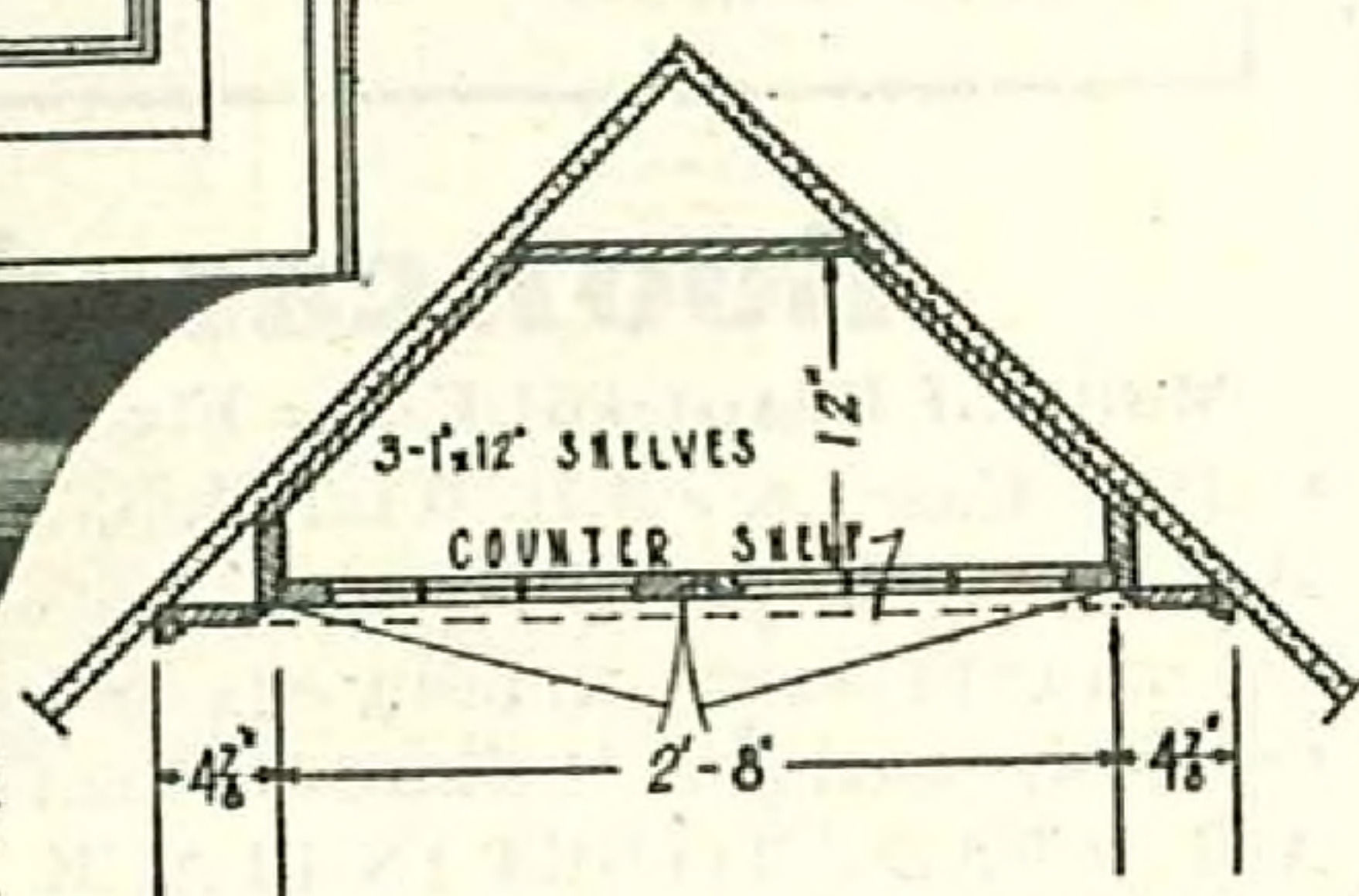
Corner China Closet

(Honor Built MILLWORK)

China Closet and Sideboard



Quaint, charming, and quite practical is this corner china closet. A reproduction of an old Colonial Model. Glass doors above for displaying china and glassware, with shelves and double doors below.



Cross Section Showing How Corner China Closet Is Built Into Corner of Room.

Easily Installed


Sets right against plastered wall. Adds beauty and charm to your dining room or living room. Corner China Closet has triangular back as shown in the cross section view.

SPECIFICATIONS

Made of clear Fir or clear Oak with Fir panel back. Upper section has 3 adjustable shelves, lower section, 1 shelf. Upper doors are 2 foot 8 inches wide by 4 feet 3 3/4 inches high, 1 1/4 inches thick. Glazed with clear glass, divided with lead bars. Trim as illustrated is our Colonial Back Band Trim shown on page 38. Can also be furnished with any other design of trim as shown on pages 36 to 41 at the same price. Hardware or dishes are not included. Cabinet is 3 feet 5 1/2 inches wide, over all, 7 feet 1 1/2 inches high, 1 foot 3 inches deep. Packed to secure the lowest transportation charges. Easily put together. Furnished in the white, not painted or varnished. Shipping weight, 178 pounds. Not prepaid.

63PM9295—Clear Fir \$32.40
63PM9291—Clear Oak 43.00


Hanging China Case



What a delightful addition to a dining room wall. A hanging cabinet with glass doors of small square panes reminiscent of old New England households. Decorative, yet highly practical china closet for installation against wall. Leaves room underneath for side table, tea cart or chair. Cabinet designed to fit any style of home architecture. Easily installed with hangers. No hangers or hardware included.

Specifications: Made of clear Fir 3 ft. 1 in. wide over all, 3 ft. 5 inches high, 8 1/2 in. deep; inside depth, 7 in. Two adjustable shelves. Carefully crated. Shipped all set up ready to hang except door. Door to be hung on job. Shipping weight, 100 pounds, not prepaid.

63PM9668—Hanging China Case \$17.50



What a decided convenience for dining room, kitchen or large pantry. A built-in sideboard in natural wood that may be finished to harmonize with the balance of the woodwork or even painted to add a bright touch of color to the room. Glass doors at the top for china and glassware with ample drawer and cupboard space below for linens and silver, make this a most practical unit.

SPECIFICATIONS

Made in Two Sections, Ready to Set Up


Furnished in beautiful clear Fir.
Height of opening in wall, 7 feet.
Width of opening in wall, 4 feet 6 inches.
Depth of opening in wall, 1 foot 3 inches.
Height from floor to counter, 2 feet 8 inches.
Size of china closet doors, 1 foot by 2 feet 9 1/2 inches.
Backed with tongued and grooved beaded ceiling.

Shelves are adjustable.
Thickness of counter or shelf, 1 1/4 inch.
Shipped set up all ready to set in place. China closet furnished complete with glass doors and casing, as shown in illustration, excepting hardware, at the price named. Any other style trim shown on pages 36 to 41 will be supplied if desired, at the same price. Shipping weight, 330 pounds. Not prepaid.

63PM9889—Clear Fir \$49.30

We do not furnish drawer pulls or hinges with these sideboards as the hardware should match the other hardware in your house. See pages 75 to 78 for hardware.

Buffet



The buffet still continues to be a popular dining room built-in feature. The mirrored top makes an attractive appeal, reflecting in its shining surface the articles placed before it. Glass doored cupboards below and plenty of drawer space make this buffet especially convenient.

The buffet shown on this page is the very latest design, identical to buffets now being used in the most modern apartments and residences in large cities. One of the special features is that they are made to set against the wall. Can be used either in a new or old building. Made of the very best grades of either beautiful clear Fir or clear Oak. Workmanship is strictly the best cabinet work.

SPECIFICATIONS OF BUFFET

5 Feet 9 Inches Wide

Shipped set up all ready to set in place. Complete buffet includes clear plain plate mirrors above counter, glazed sash doors and adjustable shelves in compartment back of each sash door. The sash doors are divided with wood muntins, and glazed with six lights of clear glass.

Furnished in beautiful clear Fir or clear Oak. Width, over all, 5 feet 9 inches; height to top of counter shelf, 3 feet 5 inches; depth from front to back, 1 foot 6 inches; Mirrors are 12 inches high; end mirrors are 15 inches wide; center mirror is 27 inches wide. Height, over all, 4 feet 9 1/2 inches. Shipped to you set up all ready to set in place. Hardware not included in price. Shpg. wt., 375 lbs. Not prepaid.

63PM9900—Clear Fir (not stained or varnished) \$55.75
63PM8656—Clear Oak (not stained or varnished) 61.50

Shipped From Our Own Factory in NEWARK, N. J., Not Prepaid


Bookcased Openings and Colonnades

One of these Bookcased Openings or Colonnades will greatly beautify any arched opening.

Where Yellow Pine Bookcases or Colonnades are wanted we can furnish them at the same price as Fir on request.

(Honor Bill MILLWORK)

Head Trim, Casing, Base Blocks, Jambs, etc., are not part of the Colonnade nor of the Bookcased Opening shown here, and therefore, are not included in price. For Trim see pages 33 to 41.



Bookcased Opening


Made of Beautiful Clear Fir or Clear Oak. Each of the bookcases shown is made 4 feet 1 inch high; width, 1 foot 4 inches; depth from front to back, 1 foot 2 inches. The cap and base extend beyond these measurements 1 inch. The side and back of the bookcases are paneled. The side that fits against the jamb is plain. The door is glazed with high grade leaded glass. Each case is fitted with three adjustable shelves. The material and workmanship are the best. No hardware included. Shipped SET UP (put together) ALREADY TO SET IN PLACE.

NOTE—The bookcases can be had to fit on either side of consoles, fireplaces or other places at a slight additional cost. Write for quotations, describing where bookcases are to be used. **IMPORTANT**—Always state whether the paneled side of the bookcase is to be on the right or left hand as you face the front or glazed side.

Shipping weight, 200 pounds per pair, not prepaid.

63PM9897—Bookcases, as described above, clear fir, made to fit against 5 1/4-inch jambs. Per pair.....\$26.95

63PM6793—Bookcases, as described above, clear oak, made to fit against 5 1/4-inch jambs. Per pair.....\$42.50



Bookcased Colonnade

Made of Beautiful Clear Fir or Clear Oak. Can be used in room of any width. Cases are 4 ft. 9 in. high, 2 ft. 4 in. wide and 12 in. deep. Has three shelves. Door in each case glazed with six lights of clear glass. Ends of cases are made to set over a jamb 5 1/4 in. wide. The backs and exposed ends have one three-ply wood panel. Hardware not included. Shipped SET UP (put together), ALL READY TO SET IN PLACE.


Columns are 8 in. square at bottom and taper to 7 in. at top.

Furnished in the white (not oiled or varnished). Carried in stock to fit openings 6 ft. 8 in.; 7 ft.; 7 ft. 6 in. and 8 ft. high. If intermediate or larger sizes are wanted, write for prices.

63PM9899—Clear Fir. Per pair.....\$35.25

63PM8475—Clear Oak. Per pair.....43.20

Shipping weight, 250 pounds, not prepaid. When ordering give width from jamb to jamb, and height from floor to head jamb. Specify width first.



Colonnades


Made of Beautiful Clear Fir or Clear Oak. Height of pedestal and panel work, 24 inches. Top over pedestal and panel work, 10 inches wide, and made to fit on each side of jambs 5 1/4 inches wide. The column base resting on the pedestal is 7 1/4 inches square. Size of column at base, 6 inches. Size of column at top, 5 inches. Use but one column and pedestal for openings less than 7 feet wide, and allow but half the price of a pair. Shipped SET UP (put together) ALREADY TO SET IN PLACE. Carried in stock to fit openings of the following heights: 6 feet 8 inches; 7 feet; 7 feet 6 inches; 8 feet. If openings are intermediate or larger than any height specified, write for price and allow a few days' additional time to ship.

When ordering give exact width of opening from jamb to jamb and exact height from floor to head jamb. Specify width first. Shipping weight, 200 pounds.

Catalog No.	Kind of Wood	Design of Column	Design of Cap for Column	Price, per Pair
63PM9896	Clear Fir	Round	Plain turned wood	\$24.60
63PM8462	Clear Oak	Round	Plain turned wood	30.45
63PM9894	Clear Fir	Square	Plain wood	23.35
63PM8467	Clear Oak	Square	Plain wood	29.30

Prices are for the colonnade in the white (not varnished). If wanted to fit jambs wider than 5 1/4 inches, add \$2.00 to above prices. When jambs are 9 inches wide we suggest setting the end of pedestal up against jambs.

Shipped From Our Own Factory in Newark, N. J. Not Prepaid



Bookcase Colonnade

The cases are made 3 feet 2 inches wide, 3 feet 6 inches high from the floor to the top shelf. Each bookcase is 12 inches deep and has two shelves. The ends of the cases are made to set over jambs 5 1/4 inches wide. The backs of the cases have two wood panels same height as the cases in front. Columns are 10 inches square at the bottom and taper to 8 inches square at the top. Paneled on four sides and have molded caps and bases. We will furnish the colonnades in any height required. Furnished in the white (not oiled or varnished). Carried in stock to fit openings 6 feet 8 inches; 7 feet; 7 feet 6 inches, or 8 feet high. For intermediate or larger sizes write for prices. Suitable for opening over 9 feet wide. Shipped SET UP (put together), ALL READY TO SET IN PLACE. Shipping weight, 300 pounds.

63PM9898—Clear Fir. Per pair.....\$53.50


63PM8473—Clear Oak. Per pair.....65.00

Hardware not included in price. When ordering give width from jamb to jamb and height from floor to head jamb. Specify width first.

Built-In Bookcase

**(Honor Bill
MILLWORK)**

Built-in bookcases are decidedly the vogue. The one below is especially interesting and appealing with its leaded glass doors through which one's books peer out in a most friendly manner.



Specifications: Made of Clear Fir or Clear Oak. Has three adjustable shelves. Pair of doors are 2 ft. 8 in. wide by 3 ft. 11 in. high, 1 1/8-in. thick. Glazed with Clear Glass, divided with leaded bars. Cabinet is 3 ft. wide and 4 ft. 7 1/4 in. high over all, 12 in. deep; inside depth, 9 1/2 in. 3/8-in. veneer panel back. Hardware is not included.


Construction: This bookcase is really distinctive in design. The top of the case is nosed on the front and two side edges. The front edges of the three adjustable shelves on the inside are also nosed. The ends are paneled, and the entire cabinet comes to you carefully packed in sealed cartons. Packed to secure lowest transportation charges. Easily put together. Furnished in the white, not painted or varnished. Shipping weight, 103 pounds.

63PM9655—Clear Fir.....\$20.60
63PM9506—Clear Oak.....24.00

Shipped From Our Own Factory in NEW JERSEY, Not Prepaid

Built-In Bookcase Open Shelf Design

Almost every house has wall space where open bookshelves may be placed to make your room more companionable and cheery. They have a decidedly decorative value as well. Well filled bookcases add a note of friendly distinction to a home.



Very attractive built-in bookcase. Appropriate for almost any type of home. The open shelves above and closed cupboard base below afford a convenient arrangement. Popular as built-in bookcase for both sides of the fireplace.

Specifications: Requires a recess opening in wall 2 ft. 6 in. wide, 7 ft. 6 in. high, 8 in. deep, but any proportion of change in size can be made. Cupboard space below is 12 in. deep, extending 4 in. out in the room; height to top of cupboard counter, 2 ft. 6 in.

Made of Clear Fir or Clear Oak. Four adjustable shelves include shelf supports. Lower section includes one pair of panel doors 2 ft. 1 in. wide over all, 2 ft. high, 1 1/8 in. thick. One shelf included in lower section. **Hardware not included.** Securely packed in cardboard carton. Will reach you bright and clean. Packed to secure lowest transportation charges. Easily put together. Furnished in white, not painted or varnished. Shipping weight, 70 pounds.

63PM9370—Clear Fir.....\$11.45
63PM9289—Clear Oak.....14.95

Telephone Cabinets

Modern conveniences in a typically modern setting. A built-in telephone stand that's going to save time and annoyance by keeping the instrument and hanging cords off the floor and out of the way.

Telephone Cabinets are an important piece of built-in furniture. The telephone and its accessories require a convenient cabinet all its own. Here is a very pleasing design with the wires, bell box, etc., hidden, but easily accessible. Recess opening in wall, 1 ft. 2 3/4 in. wide, 2 ft. 8 in. high; depth, main shelf, 8 in. Bin has 3 3/4-in. inside depth. Back band trim. Door is of 3-ply wood panel. Set up ready to set in place with all hardware applied. Carefully packed in cardboard cartons. Shipping weight, 26 pounds.


63PM9651—Clear Fir, Each.....\$5.50
63PM9502—Clear Oak, Each.....\$7.50

Hanging Book Shelves

Hanging shelves make an attractive accessory for any room. Can be installed in any one of a dozen suitable places in the home. Quite suitable for books, china, bric-a-brac and art objects. They harmonize beautifully with any furnishings.

Specifications: Made of Clear Fir, 2 ft. 1 in. wide, 2 ft. 10 in. high, 5 1/2 in. deep. Includes three shelves. Securely packed in cardboard carton. Will reach you bright and clean. Packed to secure lowest transportation charges. Easily put together. Furnished in the white, not painted or varnished. Shipping weight, 9 pounds.

63PM9670—Clear Fir, Each.....\$1.80



Shipped From Our Own Factory in NEWARK, N. J., Not Prepaid

**[Honor Bilt
MILLWORK]**

Modern Kitchen Cabinets

Modernize Your Home at Low Cost

KITCHEN CABINETS that speak volumes for efficiency, convenience and comfort. The room where most women spend practically two-thirds of every day should be strictly modern in every respect, and at the same time, alluring, pleasant and bright. Very desirable central working units, such as any of the arrangements shown at the bottom of both this and the opposite page, can be made from these cabinets. Big generous size cabinets both above and below the working plane or table, give ample room for everything you require. Open a door, or pull out a drawer. What you need at your finger tips.


The pride and joy of every woman is a cheerful, neat, conveniently planned kitchen. What could be more attractive to the feminine taste and prove more efficient than the arrangements we have pictured at the bottom of this and the opposite page, and these are only a very few of the many combinations that can be made from these units. An abundance of shelves that will hold quantities of canned goods, linens or kitchen utensils.

There are dozens of uses for cabinets, which are pictured in this group. They will serve you efficiently and faithfully for a long, long time.

For specifications see opposite page.

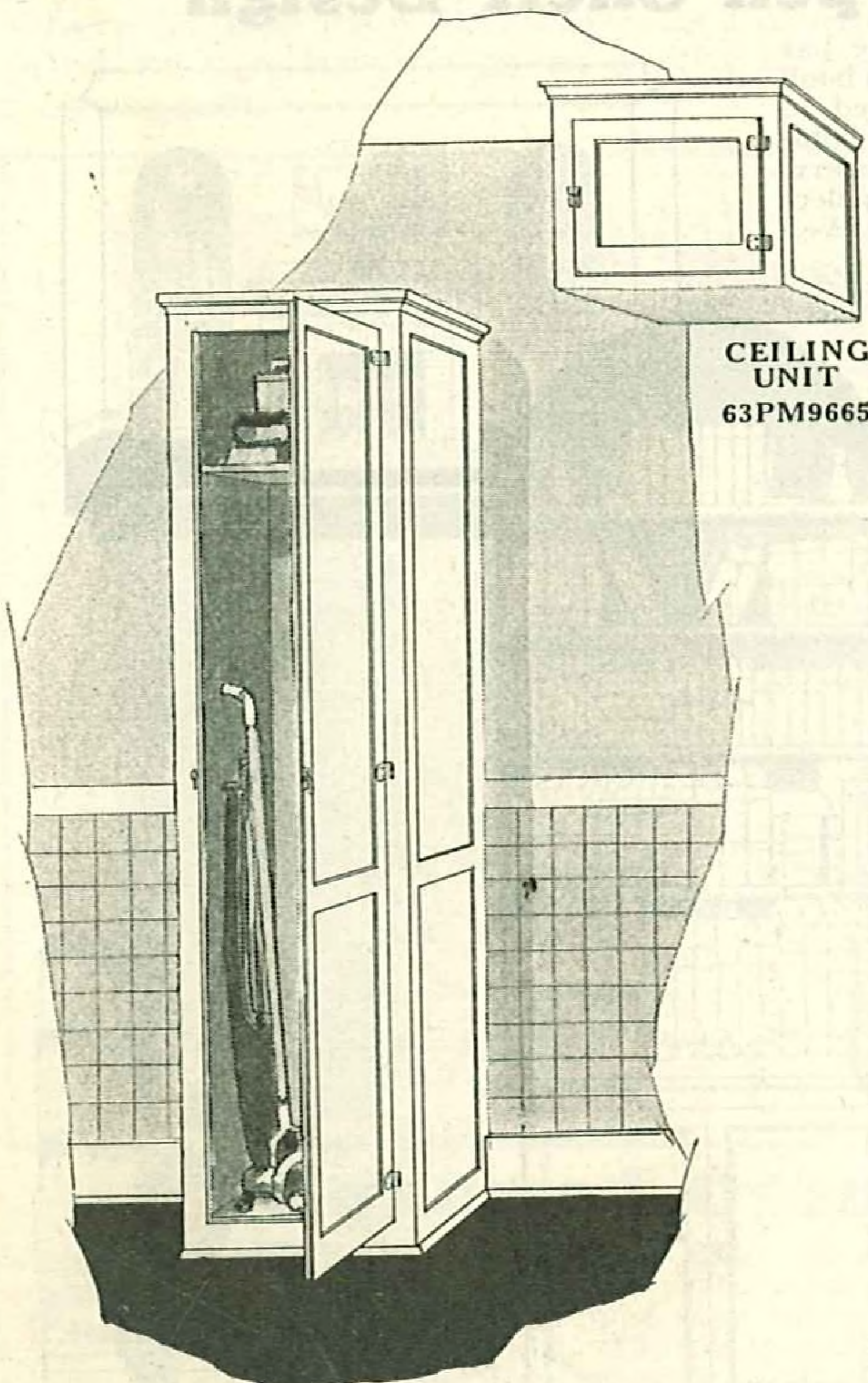
Shipped From Our Own Factory in NEWARK, N. J. Not Prepaid.

Utensils and dishes in cabinets not included.



HARDWARE

Equipped with heavy nickel plated brass hinges, easily operating nickel plated catches of special design and nickel plated drawer pulls, as illustrated above.




63PM9663—Broom Closet. Made of Clear Fir. Width, 1 ft. 8 in.; height, 7 ft.; depth, 1 ft. 3 in. Includes cap mold, wood panel back, shelf and all hardware. Shipping weight, 68 pounds, Not Prepaid.

Each.....\$12.45


63PM9665—Ceiling Unit to be used with Storage Unit 63PM9664 or Broom Unit 63PM9663 when they are used with combinations comprising ceiling wall units, in order to line up with the top sections. Made of Clear Fir. Width, 1 ft. 8 in.; height, 1 ft. 6 in.; depth, 1 ft. 3 in. Includes cap mold, wood panel back and all hardware. Shipping weight, 25 pounds. Not Prepaid.

Each.....\$6.50



63PM9662—Ceiling Wall Unit or Upper Section. Made of Clear Fir. Width, 3 ft.; height, 4 ft. 6 in.; depth, 12½ in. Includes cap mold, wood panel back, three adjustable shelves and all hardware. Shipping weight, 90 pounds. Each.....\$12.45

63PM9659—Counter Unit or Base Section. Made of Clear Fir. Width, 3 ft.; height, 2 ft. 10 in. to top of counter shelf; depth, 1 ft. 6 in. Includes wood panel back, 1½ in. thick, counter shelf and all hardware. Shipping weight, 71 pounds. Each.....\$11.90





63PM9661—Ceiling Wall Unit or Upper Section. Made of Clear Fir. Width, 1 ft. 8 in.; height, 4 ft. 6 in.; depth, 12½ in. Includes cap mold, wood panel back, three adjustable shelves and all hardware. Shipping weight, 50 pounds, Not Prepaid.


Each.....\$9.25

63PM9660—Counter Unit or Base Section. Made of Clear Fir. Width, 1 ft. 8 in.; height, 2 ft. 10 in. to top of counter shelf; depth, 1 ft. 6 in. Includes one drawer, drawer slide, one cutting board, one lower shelf, wood panel back and all hardware. Shipping weight, 57 pounds, Not Prepaid.

Each.....\$12.75



Many popular combinations can be made to fit any size kitchen. A few suggestions are illustrated at the left.



of the Finest Construction

With These Attractive Built-In Features

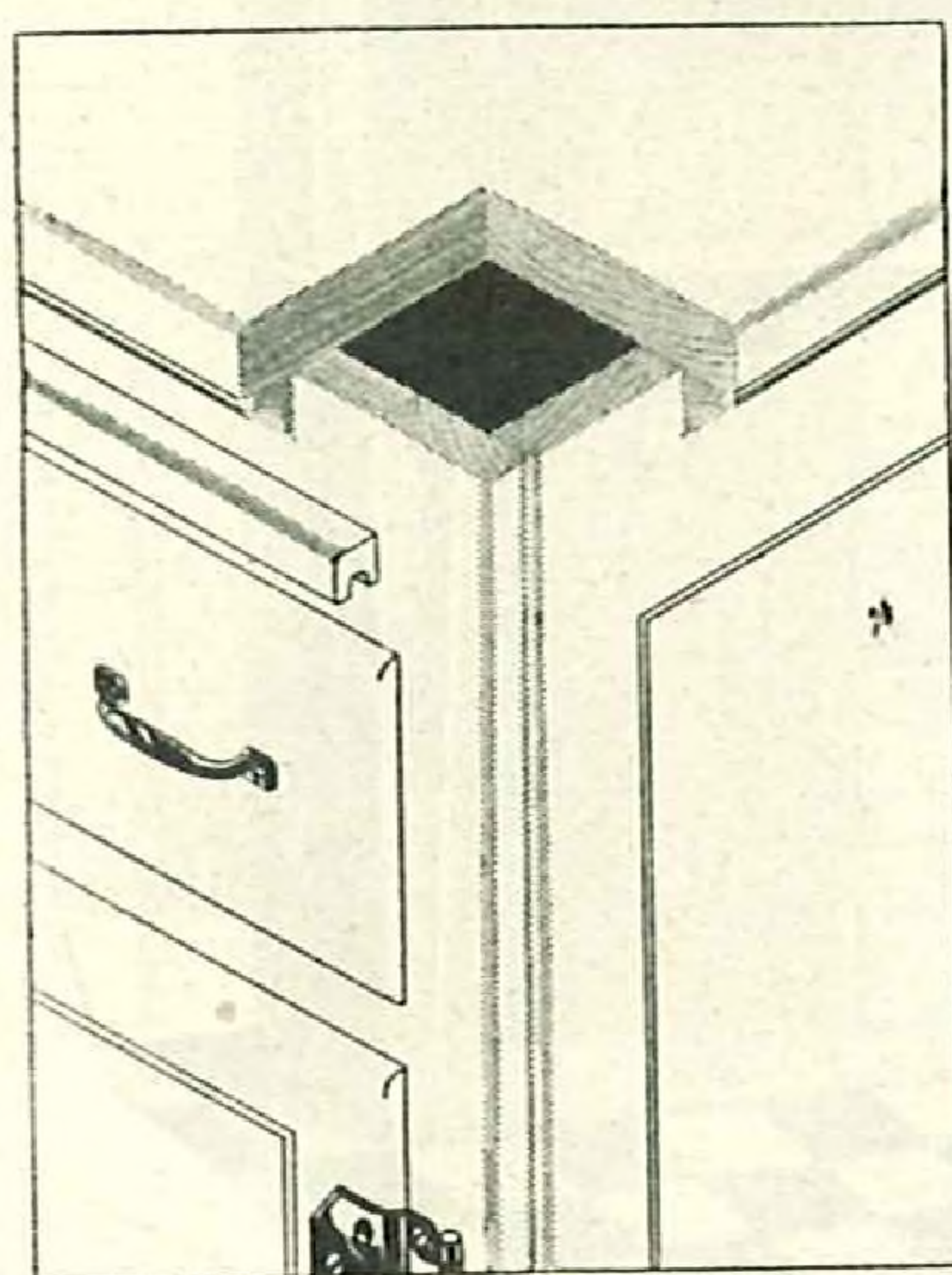
THE maximum of beauty, comfort and convenience built into both new and old homes is the modern tendency. Fine cabinet work and built-in conveniences do much to make a house—a home. We show throughout this book many built-in features for your kitchen, dining room, living room, bed room and bathroom.

All our cabinets are manufactured in our own factory by expert cabinet makers. We have been especially careful in selecting the design and materials. Distinctive features, such as *lipped drawers, lipped doors, rounded corners and edges* make cleaning easy.

Our unit system of kitchen cabinets provides many combinations. A few are pictured here. A number of units can be ordered and we will supply a single counter shelf to connect them. *Be sure to state if single counter shelf is wanted.*

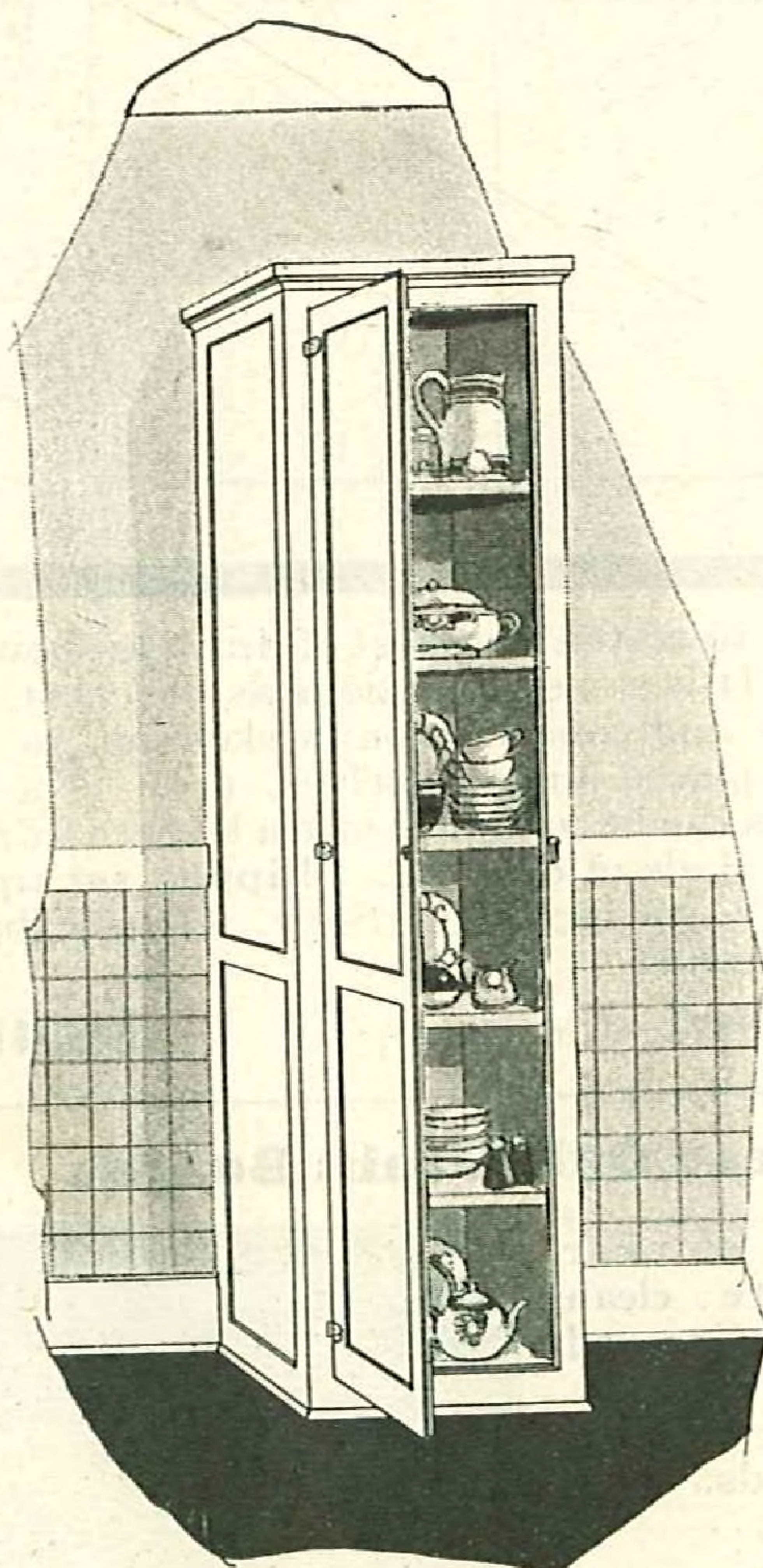
SPECIFICATIONS

These cabinets are made of Clear Fir. Carefully machined and sandpapered. *Complete unit includes fronts, doors and counter shelves 1 1/8 inches thick, drawers and slides, bread board, ends, tops, bottoms, backs, shelves moldings where shown, and all hardware. Unfinished no paint or varnish. Shipped ready to put together. Fronts and ends are glued up. Doors and drawers lipped ready to install. Everything cut to exact size. Securely packed to secure the lowest transportation charges in cardboard cartons sealed against dust. Easily put together. Shipped by freight or express only from our own factory in NEWARK, N. J., NOT PREPAID. Utensils and dishes in cabinets not included.*




SPECIFICATIONS

The cabinets shown here are carefully constructed by expert cabinet makers in our own factory. The distinctive features of these cabinets that make them better than the average kitchen cabinet are the rounding of all corners and all edges. In the enlarged section above, a part of the counter top has been cut away in order to show these rounded corners, which adds to the beauty of their appearance, besides making them easy to clean. Doors and drawers are lipped. Ends of cabinets are paneled.






63PM9664—Storage Unit. Made of Clear Fir. Width, 1 ft. 8 in.; height, 7 ft.; depth, 1 ft. 3 in. Includes cap mold, wood panel back, five adjustable shelves and all hardware. Shipping weight, 82 pounds, not prepaid. Each.....\$13.95



63PM9666—Hanging Wall Unit or Upper Section. Made of Clear Fir. Width, 3 ft.; height, 3 ft. over all, depth 12 1/2 in. Includes cap mold, panel back, two adjustable shelves and all hardware. Shipping weight, 57 pounds, not prepaid. Each.....\$10.85


63PM9658—Counter Unit or Base Section. Made of Clear Fir. Width, 3 ft.; height, 2 ft. 10 in. to top of counter shelf; depth, 1 ft. 6 in. Includes two drawers, drawer slides, two cutting boards, one lower shelf, wood panel back and all hardware. Shipping weight, 87 pounds, not prepaid. Each.....\$14.65

Many popular combinations can be made to fit any size kitchen. A few suggestions are illustrated at the right.



63PM9669—Hanging Wall Unit or Upper Section. Made of Clear Fir. Width, 1 ft. 8 in.; height, over all, 3 ft.; depth, 12 1/2 in. Includes cap mold, panel back, two adjustable shelves and all hardware. Shipping weight, 35 pounds, not prepaid. Each.....\$7.90

63PM9667—Counter Unit or Base Section. Made of Clear Fir. Width, 1 ft. 8 in.; height, 2 ft. 10 in. to top of counter shelf; depth, 1 ft. 6 in. Includes four lipped drawers, drawer slides, work board and all hardware. Shipping weight, 54 pounds, not prepaid. Each.....\$12.50



Kitchen Cabinets

**[Honor Bilt
MILLWORK]**

KITCHEN CABINET No. 63PM9804 illustrated at left is made of Clear Cypress.

These cabinets or dressers are strictly high grade cabinet work. Made to set anywhere in the room where sufficient wall space is allowed. No hardware included.

Kitchen Cabinet No. 63PM9803 is made of Clear Cypress. Same specifications as Kitchen Cabinet No. 63PM9804 except has no back and finished on one end only. Made to set in a corner. Reversible. Can be used in right or left hand corner.

Shipped packed to secure the lowest transportation charges in cardboard carton. **EASILY PUT TOGETHER.**

Complete cabinet measures 4 feet wide by 8 feet high over all.

Bottom section measures 18 3/4 inches from front to back, 2 feet 10 in. from floor to top of counter shelf. Contains 2 lipped drawers and 2 doors 1 1/4 inches thick. Has one removable shelf in back of panel doors.


Top section is 12 in. deep. Has 2 glazed doors 1 1/8 in. thick. Glazed with clear glass. Contains 3 shelves with adjustable metal supports. For hardware, see pages 76 and 79.

Kitchen Cabinet 63PM9782, illustrated at right, is made of beautiful Clear Fir. Furnished with two ends and back. Made 3 ft. 6 in. wide and 7 ft. 6 in. high.

Bottom section with the four drawers and flour bin extends back 17 in. The top part extends back 12 in. The counter shelf or working table is 18 3/4 inches from front to back. Hardware not included in price. See pages 77 and 78 for hardware.


Top section has two doors 3/8 in. thick, with clear glass, and contains three shelves, with adjustable metal supports.

EASILY PUT TOGETHER.



63PM9782—Kitchen Cabinet. Clear Fir. \$23.75


Shipping weight, 200 pounds. **Not prepaid.** This cabinet can be had with panel doors in upper section instead of glazed doors, and with door in lower section instead of flour bin, for the same price. If you want these changes made, be sure to mention them in ordering.



63PM9804—Kitchen Cabinet. Clear Cypress, with 2 ends and back as shown above. Shipping weight, 200 lbs. Not prepaid. \$23.95

63PM9803—Kitchen Cabinet, with only one end and no back. Shipping weight, 175 pounds. Not prepaid. Clear Cypress. \$18.75

Chest of Drawers



Chest of Drawers for under pantry shelves, in closets, under drain boards, as shown in the illustration at the right, and in many other places.

Specifications: Made of **clear fir**. Construction is skeleton. Face sandpapered. Drawers carefully fitted, easy running and lipped. If wanted with sides, top, bottom or back, nail finishing lumber in place, as skeleton is very rigidly constructed. Height, 2 feet 5 inches from floor; width, 3 feet 4 inches; depth, 2 feet. Each drawer is 6 inches deep on the face. **Shipped set up**, without paint or varnish, carefully crated and guaranteed to arrive in good condition. Hardware not included. Shpg. wt., 65 lbs. **Not prepaid.**

63PM9873—Chest of Drawers, Clear Fir. \$9.55


Clear Fir Flour Bin

This **Flour Bin** is made of **clear fir**, is 1 foot 6 inches wide by 2 feet 6 inches high. Extends back 9 inches at the bottom and 17 inches at the top. Weight, 20 pounds. **Not prepaid.**

63PM9841—Clear Fir. \$3.15

Flour Bins are Packed to Secure Lowest Transportation Rates. Easily Put Together.

Hardware Not Included.



Modern Convenience

The illustration above shows how some of the modern kitchen conveniences shown below may be "built-in." Note how the chest of drawers 63PM9873 goes under the drain board at the left. The storage bin 63PM9871 fits under the right hand drain board.

Single Drawers



FRONT VIEW




SIDE VIEW

Made of clear fir. All set up ready for use. The face is lipped, which means it projects slightly beyond the opening in which the drawer fits. Shipping weight, each, 14 pounds. **Not prepaid. Shipped set up already for use. Pulls Not Included.**

63PM9872—Clear Fir.

Width, Inches	Height, Inches	Depth, Inches	63PM9872 Each
14	6	18	65c
16	6	18	70c
18	6	18	76c

Storage Bin



Made to match the chest of drawers shown at left. It is same dimensions as the chest of drawers and construction is skeleton, so it can be placed under shelves, etc. These Cabinets can be combined into a kitchen work bench. Made of **clear fir**. **Shipped set up.** No hardware included. Shpg. wt., 40 lbs. **Not prepaid.**

63PM9871—Clear Fir. \$6.45


Clear Oak Drain Boards

Made of **clear oak**; nice clean stock. Grooved and beveled. Shipping weight, 14 pounds. **Not prepaid.**

63PM7792—Size, 1 1/2 x 22 x 24 in. \$1.52

63PM7772—Size, 1 1/2 x 22 x 24 in.

The extra thickness makes this board much less likely to warp out of shape. **\$1.95**



All items on this page shipped from our own factory in NEWARK, N. J., not prepaid.

SEARS, ROEBUCK AND CO.

**[Honor Bill
MILLWORK]**

Built-In Ironing Board Outfits

**[Honor Bill
MILLWORK]**

Always Ready for Use— Never in the Way

A labor saving built-in feature for your kitchen. Complete full size ironing board, including sleeve board. Easy to install, always handy and yet never in the way. Usually installed with electric light socket in the compartment, so electric iron can be conveniently attached.

A Combined Ironing Board and Service Table

Note the small illustration below to the right which shows how the serving table is attached. Ironing board is furnished either with or without the table. Door lock and hinges not included. Refer to description of board below.

*Shipped to you ALL SET
UP READY TO INSTALL
except for fitting of doors,
trim and hardware*


Made of Clear Fir

Made of clear fir. Opening in wall, 14 inches wide, 80 inches high, 4½ inches deep. Will fit between studding placed 16 inches on center. Ironing board is 11½ inches wide by 49 inches long, 32 inches from floor. Sleeve board, 5 inches wide, 23 inches long. Serving table, open 22½ inches wide by 40 inches long; ¾x3½-inch casing furnished for trimming. No hardware.

**63PM9801—Including Trim
and Doors but without Serving
Table. Shipping weight, 80 pounds.....\$6.60**

**63PM9802—Including Trim
Doors and Folding Serving Table.
Shipping weight, 95 pounds.....\$8.50**

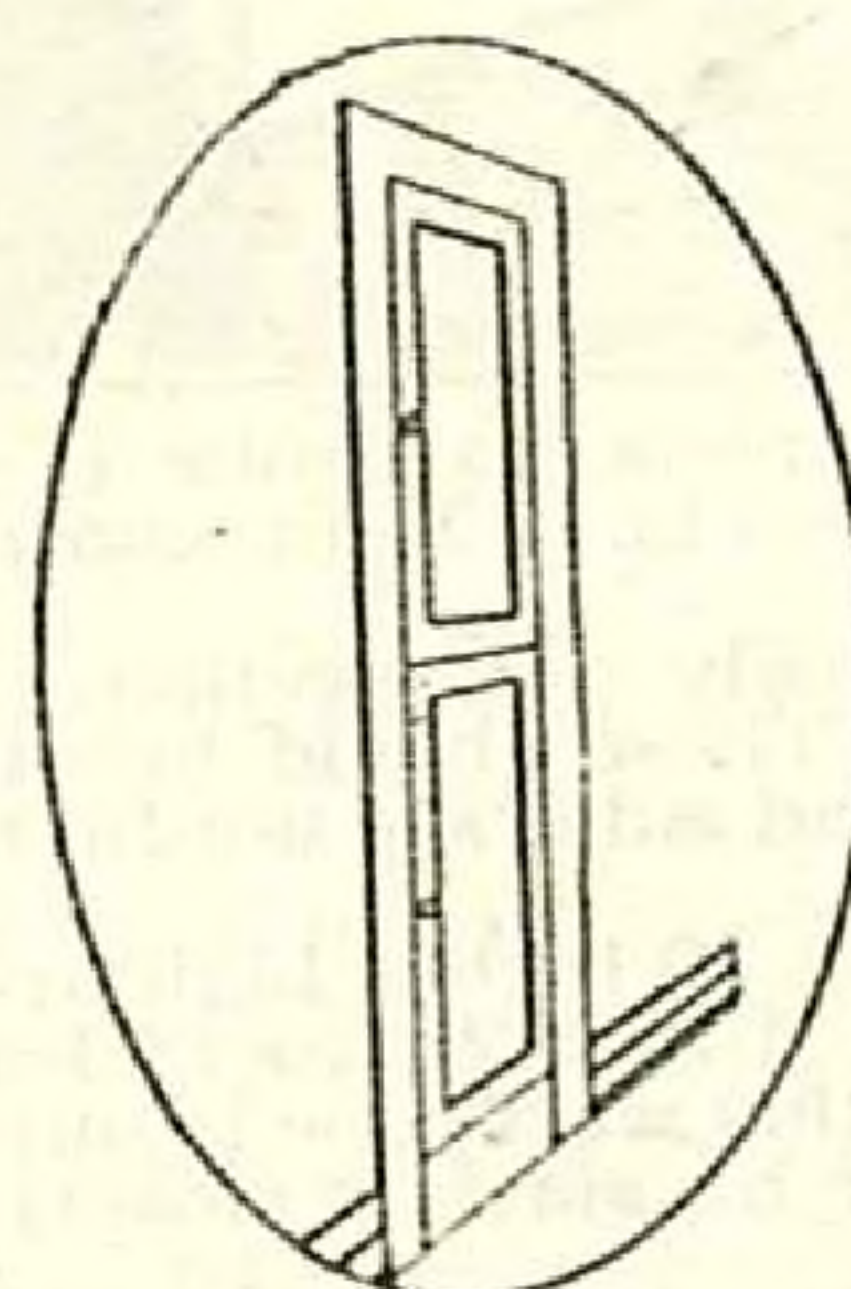
**Shipped From Our Own Factory
in NEWARK, N. J., Not Prepaid.**



As Low as
\$6.60
Not Prepaid

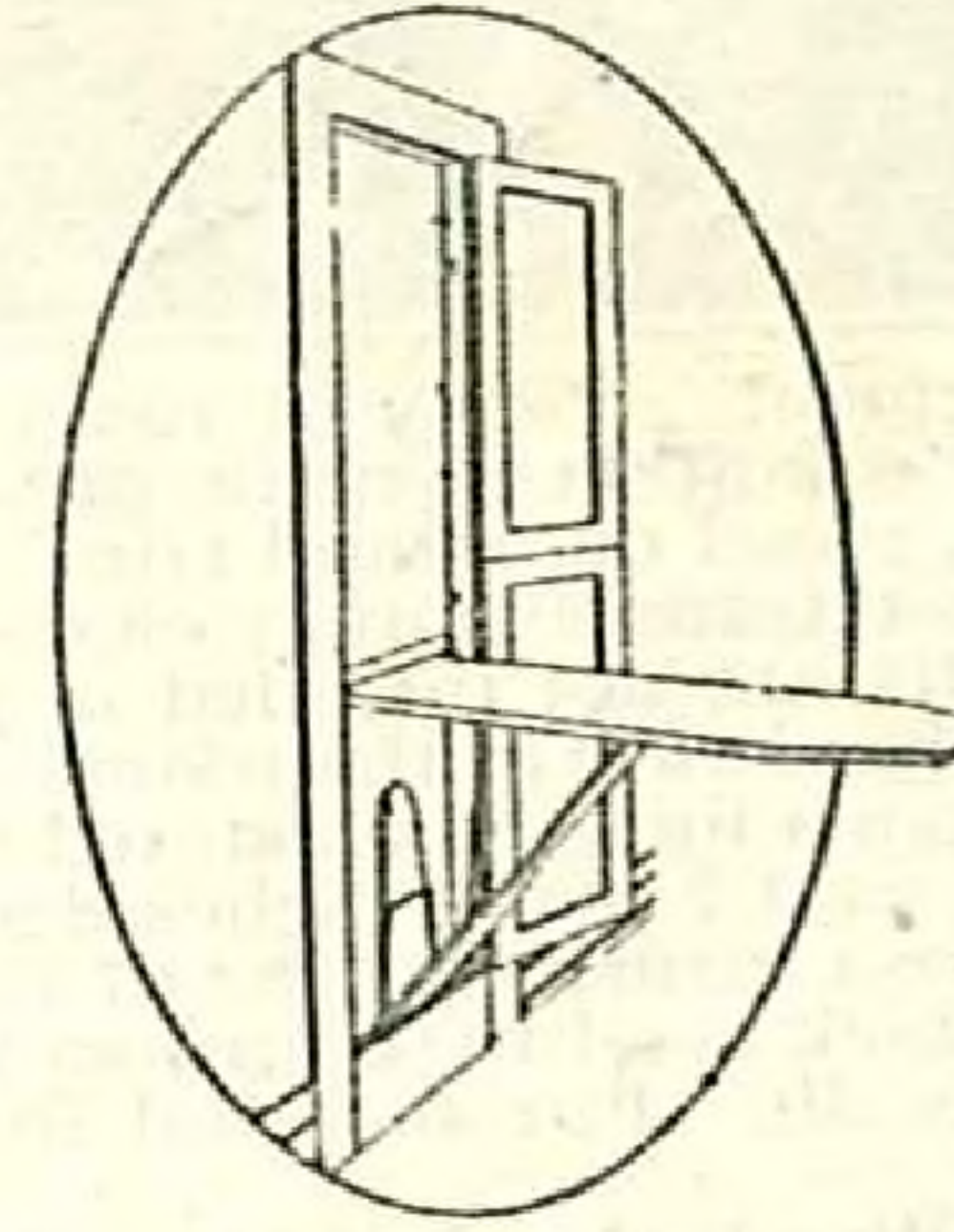
Convenient and Practical

Above illustration shows ironing board as it appears in a typical kitchen. Includes doors, round edge trim and all hardware except door hinges and latch. Door hinges and latch should be ordered separately to match other hardware in your home. Carefully packed in cardboard carton. Will reach you bright and clean.



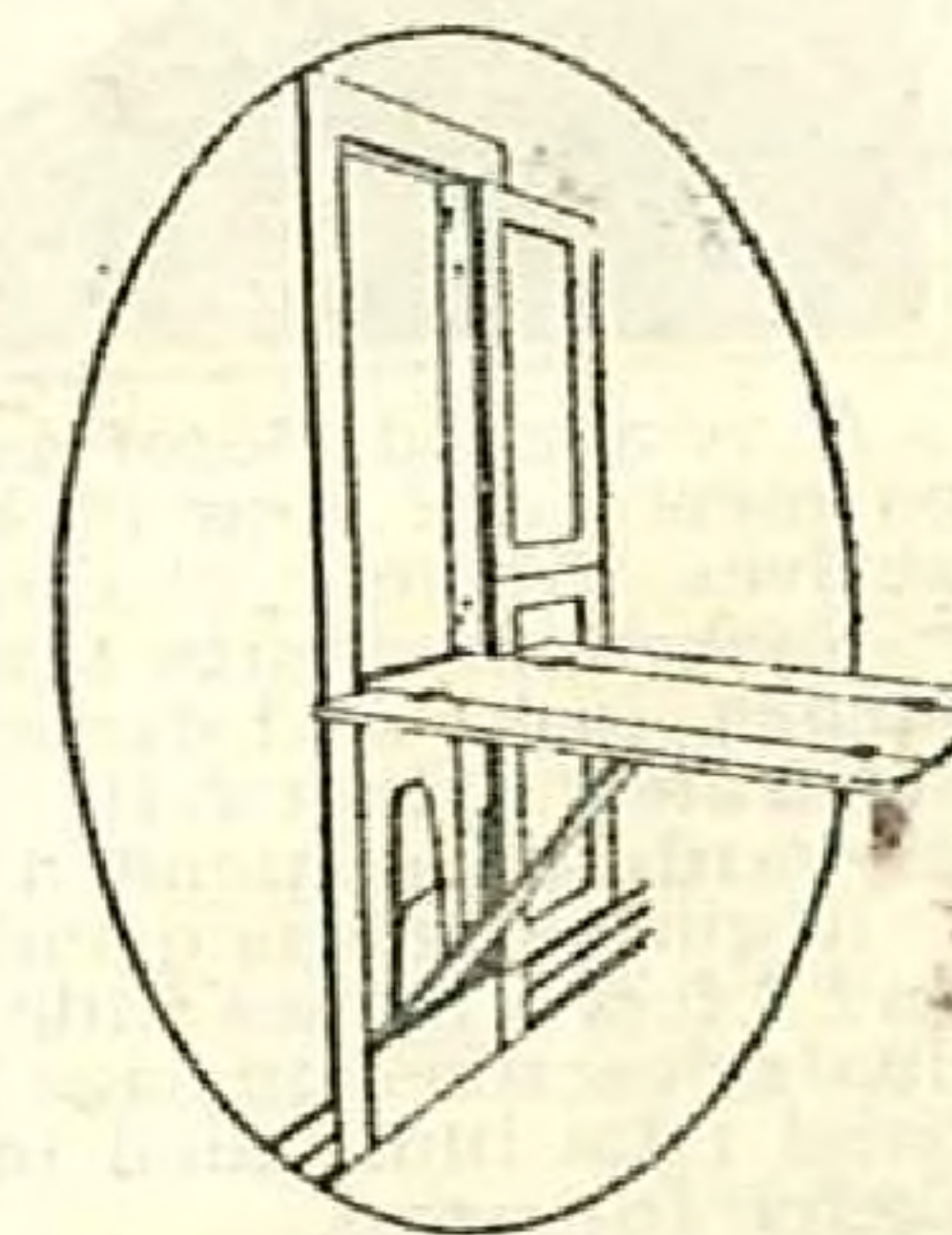
Completely Concealed

Illustration above shows how our built-in ironing board is completely concealed. Nothing is seen but a neat panel in the wall.



Strong Construction

Note strong rigid construction of our built-in ironing board. The sleeve board is hanging within easy reach, ready for use any time needed.




Serving Table Feature

Illustration above shows how serving table is used. In many cases this eliminates the necessity of having a regular table in the kitchen.

Above; ironing board and sleeve board ready for use; serving table folded up out of the way.

Built-In Medicine Cabinet



Made of clear fir. Plain plate mirror, 14 in. wide by 18 in. high. Three adjustable shelves. No hardware included. Furnished with trim as illustrated. Recess opening in wall, 1 ft. 8 in. wide by 2 ft. 4½ in. high; depth, over all, 4 in. Size of door 1 ft. 6 in. by 1 ft. 11 in. high. Shpg. wt., 35 lbs. All set up ready to install. Shipped

in the white not painted or varnished. Carton packed.
63PM9580—Clear Fir. Each.....\$6.25
Shipped From Our Own Factory in NEWARK, N. J., Not Prepaid.


Venetian Mirror Insert Cabinet

Junior Model, brought out to satisfy the growing demand for more mirror cabinets, quality and beauty at low cost.


Specifications: Steel case and door with heavy plate glass mirror. Mirrors 18x24 in. Inside dimensions, 15x21x4½ inches. Outside dimensions of flange, 17½x23½x1½ inches. Wall opening, 15½x21½x3 inches. Shipping weight, 50 lbs. Packed in individual wood boxes.

**63PM1775
Each.....\$12.50**

**Shipped From Factory
in OHIO, Not Prepaid.**



Bathroom Cabinet



A most convenient article of furniture for the bathroom. Plenty of room for towels and various toilet articles. Note lower compartment makes a most convenient receptacle for soiled towels and linen.

Specifications

Made of clear fir. Height, 4 feet. Width, 2 feet 2 inches. Depth, 1 foot. Has four drawers and two compartments. Furnished in the white; that is, without paint or varnish. Hardware not included in price. Shipped set up, all ready to set in place. Carefully crated and guaranteed to reach you in good condition. Shipping weight, 130 pounds.

**63PM9864—Bathroom Cabinet, Clear Fir.
Each.....\$19.95**
**Shipped From Our Own Factory in NEWARK,
N. J., Not Prepaid.**


Built-In Medicine Cabinet

Made of clear fir. Plain plate mirror, 14 in. wide by 18 in. high. Three adjustable wood shelves. Furnished with trim as illustrated, without hardware. Recess opening in wall, 1 foot 8 in. wide by 2 ft. 4½ in. high. Depth over all, 4 in. Size of door, 1 ft. 6 in. wide by 1 ft. 11 in. high. Glazed with plain plate mirror. Shpg. weight, 35 lbs.

**63PM9866
Clear Fir.
Each.....\$6.50**

Same design as 63PM9866 only made larger. Opening in wall, 1 ft. 10 in. wide by 2 ft. 6¼ in. high. Size of door, 1 ft. 8 in. by 2 ft. 1 in. high. Glazed with plain plate mirror.

63PM9865—Clear Fir. Each.....\$9.25
NOTE—This case shipped in the white; that is, without paint or varnish.
Shipped From Our Own Factory in NEWARK, N. J., Not Prepaid.




Venetian Mirror Insert Cabinets

Combine unusual decorative value with utility. The plate glass mirrors, covering the entire face of the cabinet, appear to be exquisite mirror decorations gracing the wall. The case and door are of steel.

Specifications: Mirrors, 18 x 26 inches. Inside dimensions, 15x21x4½ inches. Outside dimensions of flange, 17½x23½x1½ inches. Wall opening, 15½x21½x3 inches. Shipping weight, 55 lbs. Packed in individual wood boxes.

**63PM1785
Each.....\$13.25**

**Shipped From Factory
in OHIO, Not Prepaid.**



Wardrobe Double Unit Clothes Closet

**[Honor Bill
MILLWORK]**

Aromatic Red Cedar Lining for New or Old Closets



A very good closet arrangement. Plenty of room for complete wardrobe in which garments are kept in better condition than in ordinary closets. Outfit consists of shelves, drawers, clothes rod, panel doors and trim.

Packed to secure the lowest transportation charges. Easily put together. Door hinges, locks and drawer pulls are not included in price. These should be ordered separately to match the other hardware in the room. Back and sides are not furnished as wardrobe is intended to set in a finished plastered opening.

Required recess opening in wall 2 feet 6 inches deep, 6 feet 10 inches high or more and 4 feet 5 inches wide. Doors furnished are our regular 1 3/4-inch 2-panel Clear Fir doors described on page 15. Back band trim furnished with this wardrobe is our back band trim illustrated on page 40. For material for larger or smaller closets send sketch for price.

63PM9292—Clear Fir Wardrobe, including 2-panel Fir doors, each door size, 2 feet wide by 6 feet 8 inches high. Shipping weight, 125 pounds. **\$27.50**

Shipped From Our Own Factory in NEWARK, N. J., Not Prepaid

3/8x2 1/2 Inches, Aromatic Red Cedar, Tongued and Grooved and End Matched

Now every home can have its Aromatic Red Cedar Clothes Closet. Aromatic Red Cedar for clothes closets keeps moths away. Manufactured in such form that it may readily be installed in the closets of old or new homes. Clothes may be hung on regular hangers in the usual way. Any article wanted is readily accessible and can be found and removed without disturbing the remainder. Aromatic Red Cedar Closet Lining is made 3/8-inch thick by 2 1/2 inches wide, with tongued and grooved edges and ends matched. The cedar lined closet is superior to a storage chest, and makes the regular closet a big, roomy moth deterrent compartment of fine appearance and thorough utility. It affords convenient all year storage for furs and woollens, which allows ready access to every garment.






Illustration Shows Closet Lined With Aromatic Red Cedar Lining

Aromatic Red Cedar Closet Lining is shipped carefully packed 48 board feet to the bundle. Enough to cover 40 square feet of surface. Sold in full bundles only.

63PM9812 — Aromatic Red Cedar Closet Lining. Per bundle (48 board feet to the bundle). Shpg. wt., 45 pounds. **\$5.95**

Breakfast Alcoves



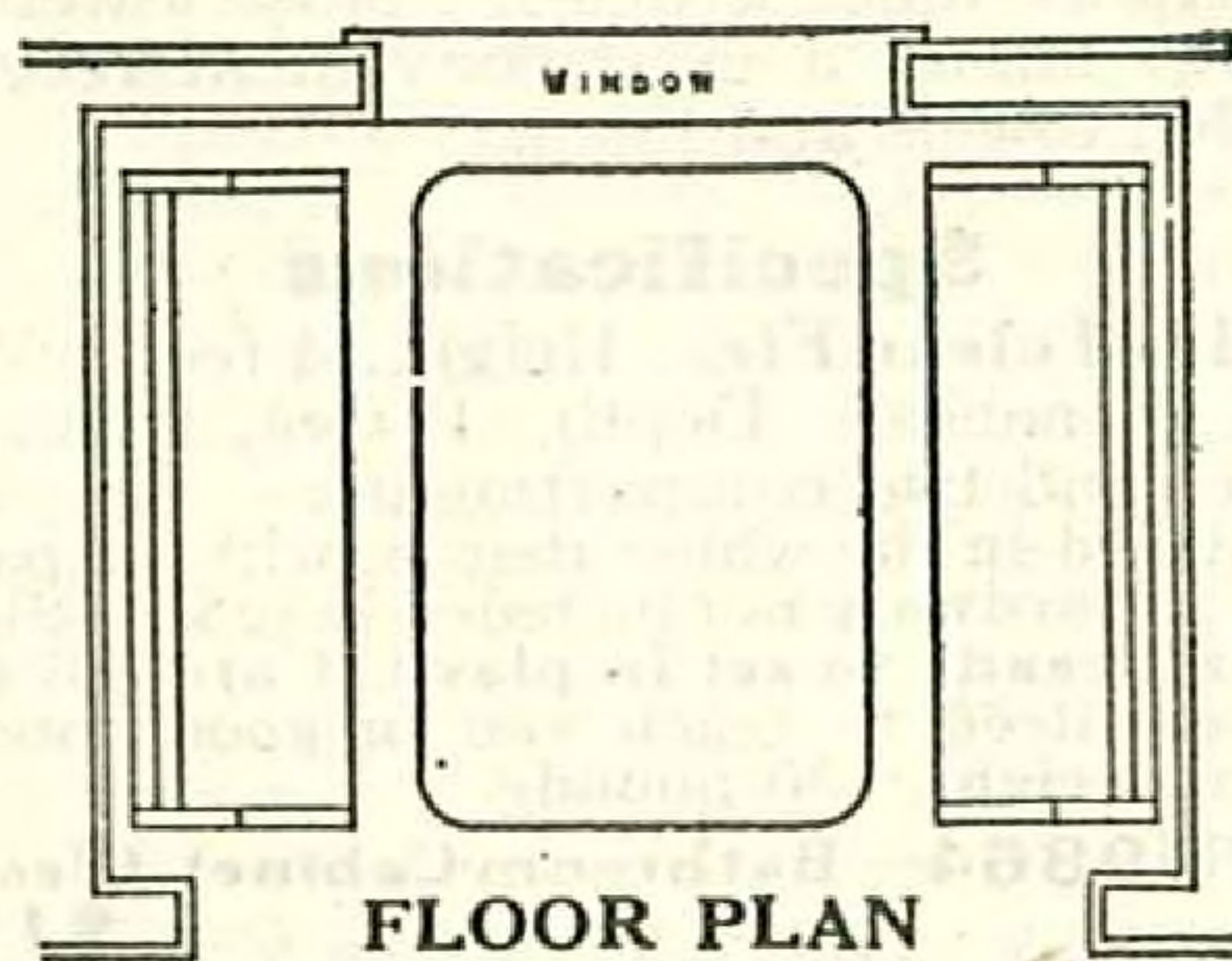
Colonial Breakfast Alcove

A new and very desirable design. Made of Clear Fir and sandpapered ready for finish. Furnished with seating capacity of four, requiring floor space 6 feet wide by 4 feet deep. Equally desirable when set up in a corner, or against a wall in your kitchen. Shipped in the white, without paint or varnish. Shipped in sections, packed to secure the lowest transportation charges. Easily Put Together. Packed in cartons sealed against dirt and dust. Will arrive bright and clean.


Specifications

Table, width, 2 feet 6 inches; length, 3 feet 8 inches; height from floor to top, 2 feet 6 inches. Width on seat, 1 foot 1 1/8 inches; length, 3 feet 8 inches; height, over all, 3 feet 5 inches. Shipping weight, 95 lbs.

63PM9612—Colonial Breakfast Alcove, Clear Fir. **\$16.45**



Shipped From Our Own Factory in NEWARK, N. J., Not Prepaid



Breakfast Alcove


A new design. Packed to secure the lowest transportation charge. The sections are assembled. Easily put together. Made of Clear Fir, sandpapered, ready to put together and finish. Requires floor space 6 feet wide by 4 feet deep. Equally desirable when set up in a corner or set up against a wall in your kitchen. Shipped in the white without paint or varnish. Wrapped in tough paper and crated.

Specifications

Table, width 2 feet 2 inches; length, 3 feet 8 inches; height from floor to top, 2 feet 6 inches. Each bench, width on seat, 1 foot 1 1/8 inches; length, 3 feet 8 inches; height, over all, 4 feet. Shipping weight, 95 pounds.

63PM9294—Breakfast Alcove, Clear Fir **\$19.20**

"CLOSHUTE" LAUNDRY CHUTE



\$7⁶⁵ Each

CLOSHUTE is a modern laundry chute constructed entirely of high grade rustproof furniture steel, and can be built in the home you are planning on building, or in your present home. All joints are overlapped and electrically welded. Neatly finished in snowwhite enamel. CLOSHUTE is rigid, trim and permanent.

Let this clothes chute save you steps and provide a better place for the clothes than the unsanitary, old fashioned clothes hamper. It saves space and also saves running up and down stairs.

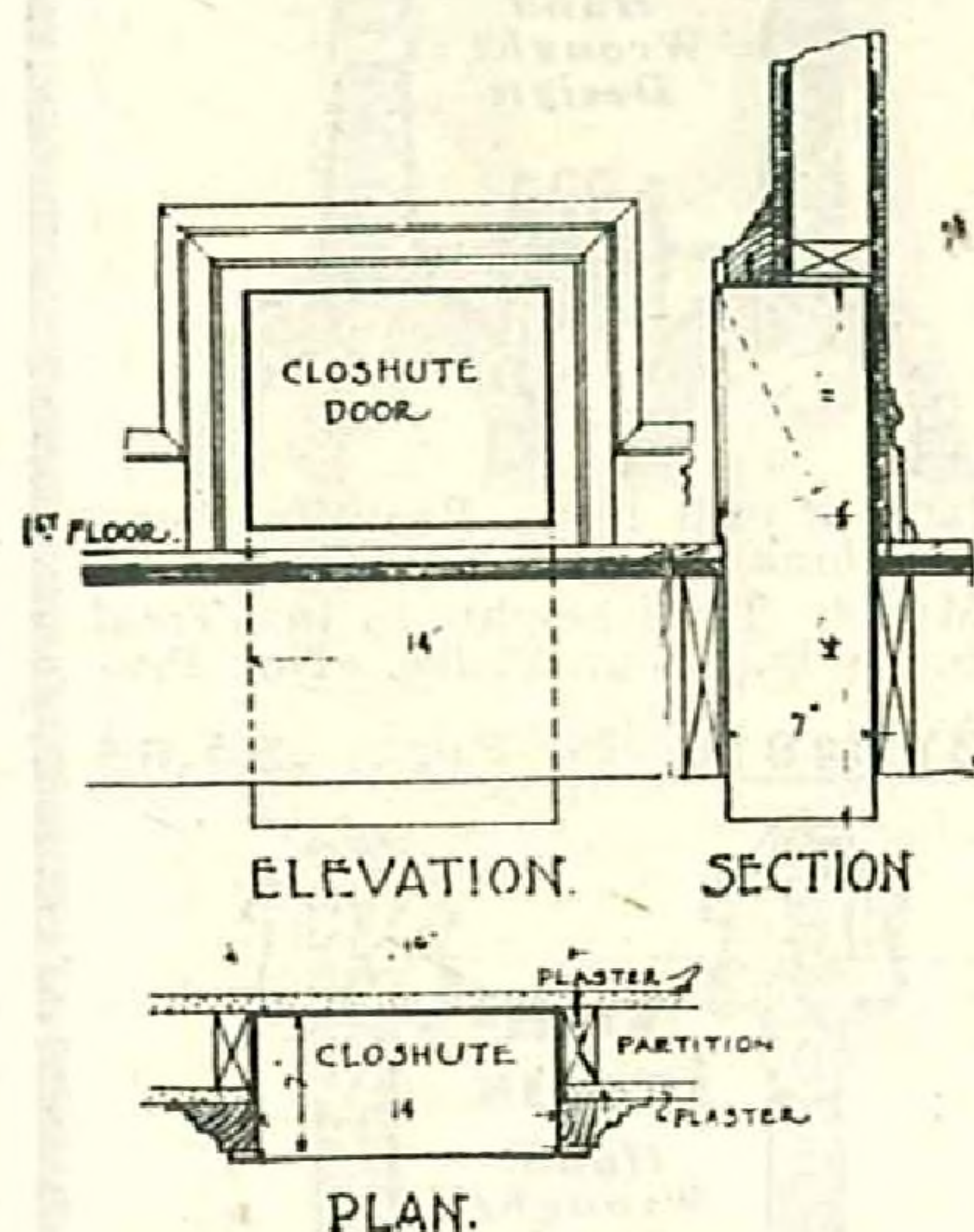
It is adaptable to any wall thickness—easily and quickly installed anywhere—bathroom, kitchen or chamber and will outlast the building itself because it cannot warp, splinter or wear.

Chute itself is 14 inches wide; 7 inches deep inside. Easily installed.

Shipped from our store. Not Prepaid.

63PM9526—Type "A" CLOSHUTE for regular 5 $\frac{3}{4}$ -inch wall, complete with wood extension frame, as illustrated. Shipping weight, 21 pounds. Each.....**\$7.65**

We can furnish CLOSHUTES with openings on second floor, with a galvanized extension to basement, requiring an 8 $\frac{1}{2}$ -inch wall. If interested write for price.



BLACK DIAMOND COAL CHUTE

Heavy All-Steel Construction. Stands Hardest Service

Locks Automatically

\$4⁵⁰



"Black Diamond" Guaranteed Coal Chute
(To Be Set in Foundation Wall,
For Delivering
Coal, Wood, Etc., Into Basement)

The BLACK DIAMOND Coal Chute is equal to the best coal chute on the market, regardless of price.

The use of this steel coal chute eliminates the battered looking window through which coal is usually shoveled into the basement. When the door is opened it protects the wall above from flying lumps of coal. Simple in operation, and cannot be opened from the outside.

Specifications

It is built of heavy copper steel. When door is closed it locks automatically. No hopper or chains. With ordinary use it will last as long as the building. This chute will pay for itself in a short time in saving of window glass and sash. Built for any wall. Measuring opening, 21 $\frac{3}{4}$ x16 inches.

Shipped from our store, Not Prepaid.

63PM9235—Shipping weight, 45 lbs. Each.....**\$4.50**

ATTRACTIVE FIREPLACE MANTELS

PROVIDE for a fireplace in your new home, or, if you are remodeling, do not overlook a brick mantel. The many hours of cheer and happiness which a fireplace will radiate on drab winter days will more than repay its modest cost.

We supply everything necessary to complete the mantel, including face brick, mantel shelf (made of clear fir, or clear oak), fire brick lining for fireplace, wrought iron trimmings where shown, tile flashing, color for mortar, tile for hearth and angle bars. The mantel shelf is shipped in the white, not enameled or varnished. Price does not include throat damper or ash dump, these must be ordered separately (See page 58). We furnish a complete set of working plans. Only perfect material supplied. The bricks are packed in barrels and carefully laid in sawdust so that they reach destination in first class condition.

We can supply the designs listed in either smooth face or rough face brick, in the following colors: **Rough Texture Brick**—Brown with black dots, deep red, cream or medium gray. **Smooth Surface Brick**—Soft gray, cream or deep red.


Please bear in mind that the colors might vary somewhat, but will closely resemble the description.

We do not furnish the common brick, mortar, cement or foundation brick.

The brick for mantels is shipped from factory in PENNSYLVANIA, not prepaid. The mantel shelf is shipped from factory in NEWARK, N. J., not prepaid.

*Be Sure to State
Color and Kind
of Brick Wanted*

**(Honor Bill
MILLWORK)**



Colonial Design Brick Mantel


Price does not include fireplace fixtures. For prices see page 58. Total height, 4 feet 3 inches; width, 6 feet 1 $\frac{1}{2}$ inches; depth to plastered wall, 3 $\frac{1}{4}$ inches. Brick opening, 50 inches wide by 35 inches high; fireplace opening, 34 inches wide by 29 inches high. Size of hearth, 24 inches by 65 inches. Not prepaid.

63PM9849—Colonial Brick Mantel as described above, with clear fir frame and shelf.....**\$47.20**

63PM9269—Colonial Brick Mantel, with clear oak frame and shelf. **50.30**
The brick for the above mantel weighs 850 pounds. The frame and shelf weigh 125 pounds.

63PM9853—Clear fir frame and shelf only, no brick.....**\$18.85**

63PM9274—Clear oak frame and shelf only, no brick.....**22.15**



Specifications

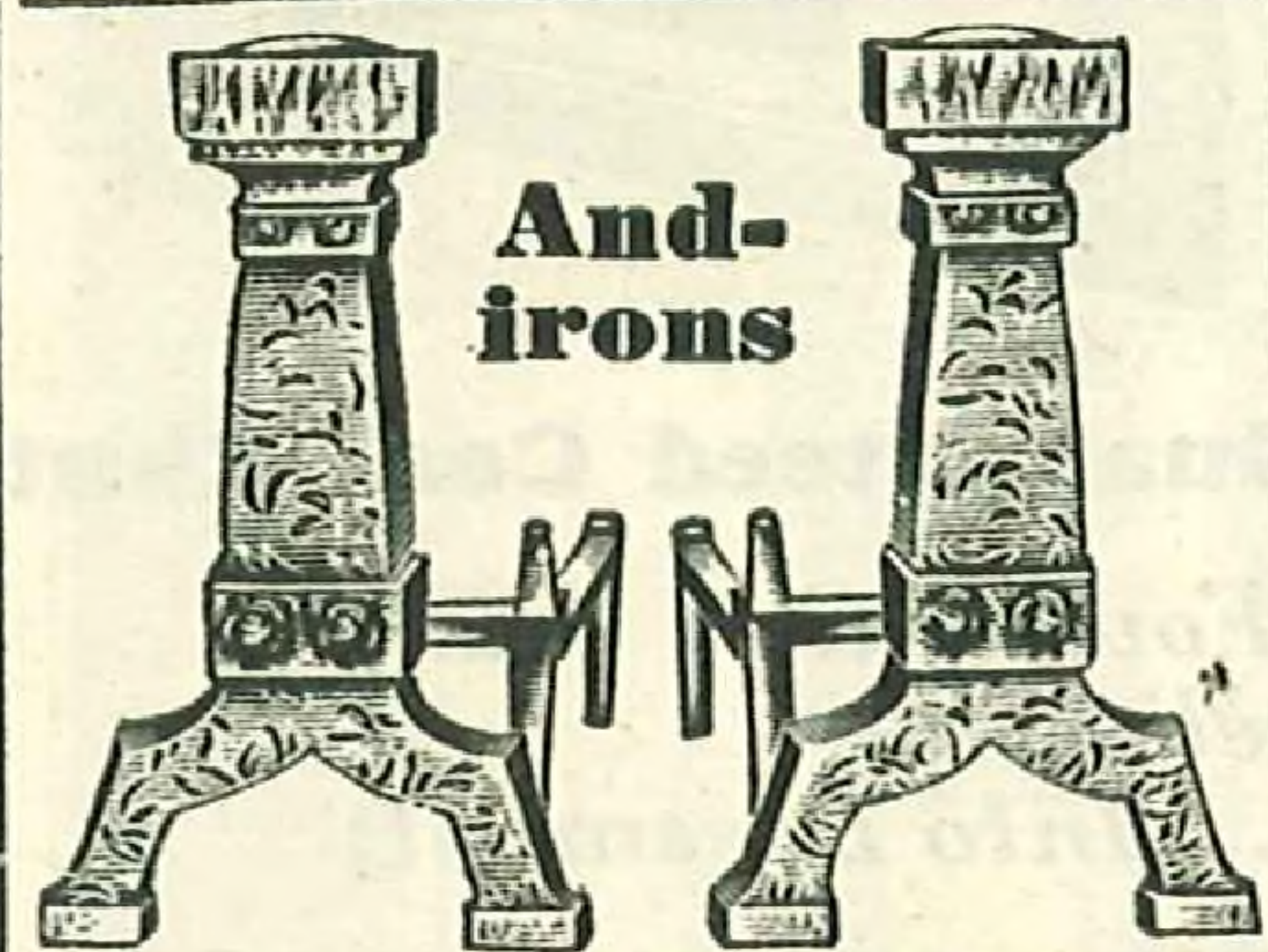
The mantel is 7 feet 3 inches wide over all and 5 feet 3 inches high. Width of body, 6 feet 6 inches. The fireplace is 36 inches wide by 30 inches high. The hearth is made of quarry tile and is 18 inches by 78 inches. Price does not include fireplace fixtures. For prices see page 58. Shipping weight, 2,175 pounds, not prepaid.

63PM9854—Mantel as described above, with clear fir shelf.....**\$69.00**
63PM3372—Mantel as described, with clear oak shelf..... **71.95**

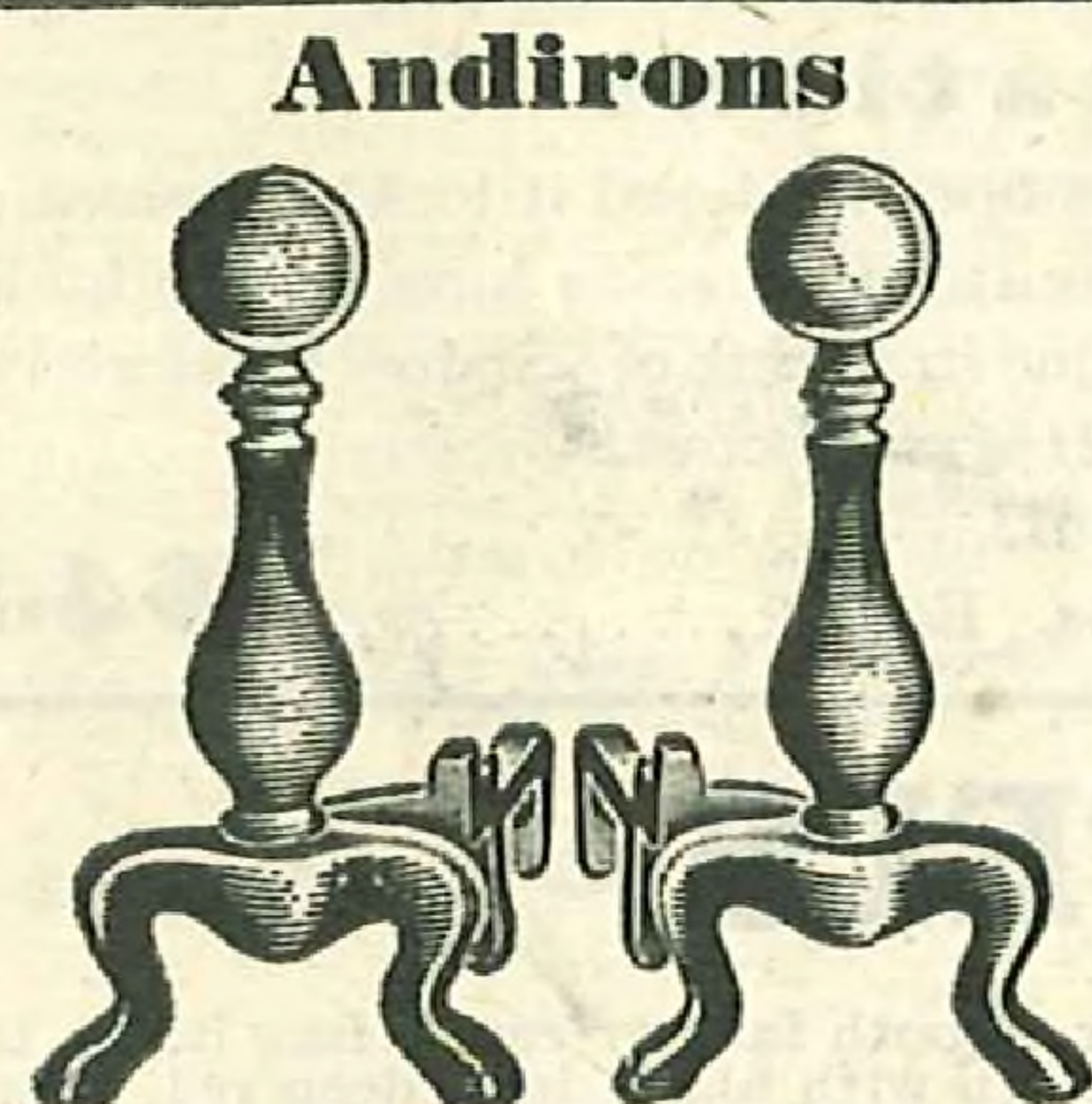
Be sure to state color and kind of brick wanted



Five-Piece Fire Set
\$5.00
Each
Square head wrought iron design Fire Set. Finished in Ebony (black), complete with stand, shovel, tongs, brush and poker. Match andirons 63YM4826 and 63YM4802. Total height, 29 inches. Wt., 23 lbs. Not Prepaid.
63YM4170 \$5.00




Andirons
Handsome, well designed cast iron andirons. Finished in burnt antique brass or ebony black. Matches fire set 63YM4170 or 63YM4812. Total height, 17 in. Wt., 35 lbs. Depth, 18 in. Not Prepaid.
63YM4826—Per pr. black...\$3.55
63YM4827—Finished in Burnt Antique Brass, per pair.....\$4.80



Andirons
Ball top, Colonial Design cast iron andirons, ebony (black) finish. Total height, 18 inches; ball, 3 inches in diameter. Total depth, front to back, 19 inches. Matches fire set 63YM4160. Weight, 33 lbs. Not Prepaid.
63YM3901—Per pair.....\$4.65



Andirons
Hand Wrought Design
Cast iron andirons in attractive design antique burnt brass or black finish. Height, 13 1/2 inches. Depth, front to back, 19 inches. Weight, 18 lbs. Not Prepaid.
63YM4802—Black, pair....\$2.70
63YM4805—Burnt Brass, pair 3.35



Spark Guard

Made of heavy, crimped copper plated wire, 1 1/4 in. mesh and lined with fine close weave wire cloth. Not Prepaid.

63YM4215—24 in. wide, 30 in. high. Shpg. wt., 10 lbs.\$2.20
63YM4216—30 in. wide, 30 in. high. Shpg. wt., 11 lbs.\$2.60
63YM4217—36 in. wide, 30 in. high. Shpg. wt., 14 lbs.\$2.95
63YM4218—36 in. wide, 36 in. high. Shpg. wt., 16 lbs.\$3.65
63YM4219—42 in. wide, 36 inches high. Shpg. wt., 23 pounds.....\$4.10

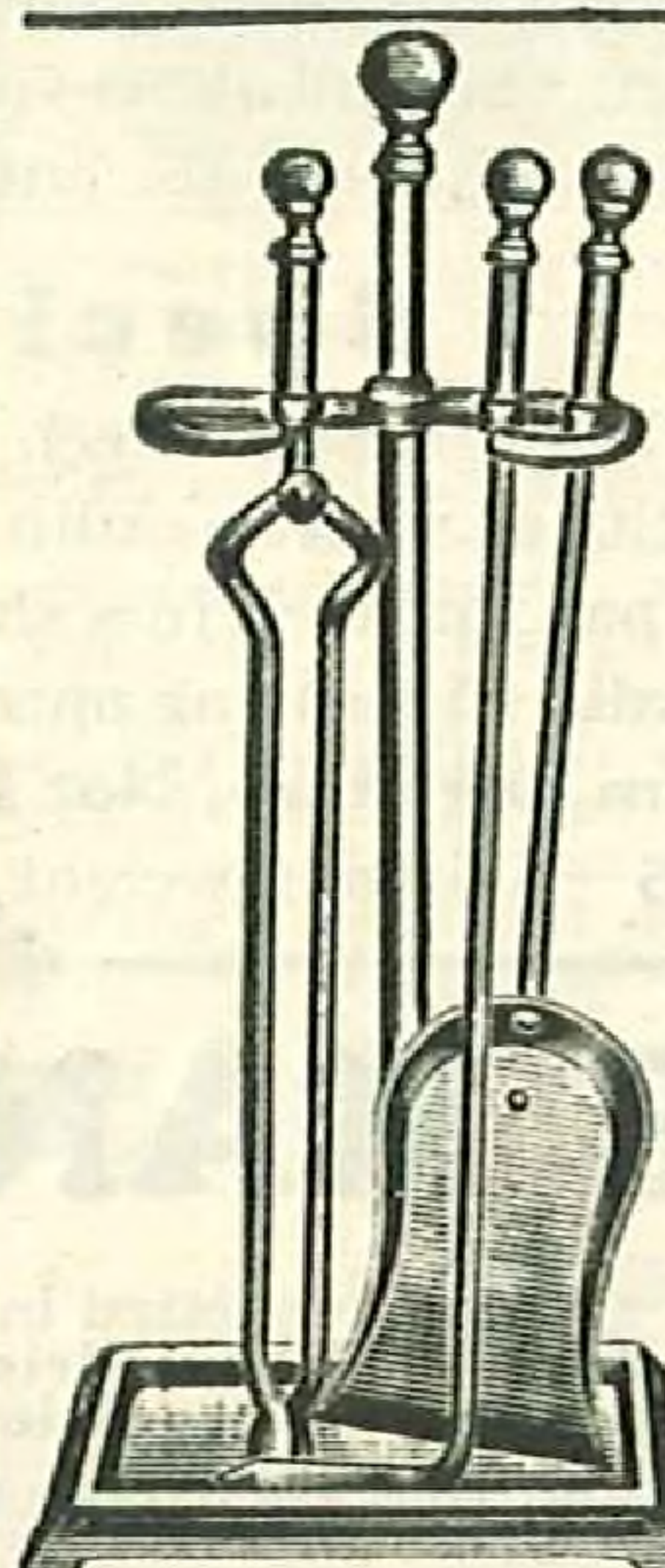

A FIREPLACE

LEND'S CHEERY COMFORT
To the Humblest Dwelling

Renew Its Charm With These BEAUTIFUL FURNISHINGS

The leisure grace of early Colonial homes is recalled in the reproduction of this charming room from an old New England house. For a comparatively small sum you can capture the charm of this room and transfer it to your very own home. Duplicate this delightful room with fireplace furnishings chosen from this page and with millwork selected from other pages in this book.

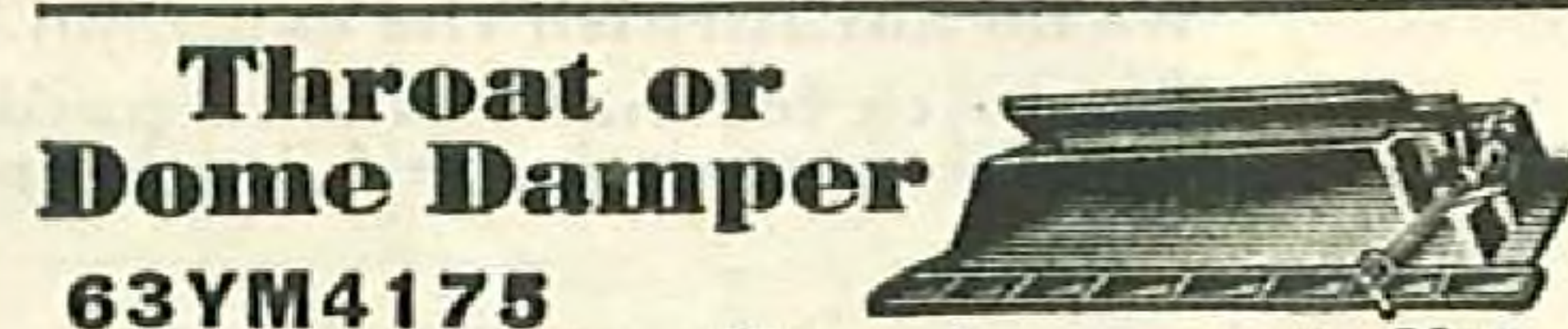
Our Fireplace furnishings are of the same high grade as those sold for use in the finest homes. Finishes are permanent and will not burn off. Prices are extremely low for these attractive high Quality Sets. If you do not find them to be exceptional values, we will return your money. Fireplace furnishings are shipped from our store, Not Prepaid.



Four-Piece Fire Set

Ball tip handle wrought iron design fire set, complete with heavy stand, shovel, tongs and poker. Suitable for colonial or mission fireplace. Finished in plain black finish or burnt antique brass handles. Will match all designs of andirons shown on this page. Total height, 25 inches. Weight, 13 lbs. Not Prepaid.


63YM4160—Black finish\$3.25
63YM4161—Black with burnt antique brass finish handles...\$3.60



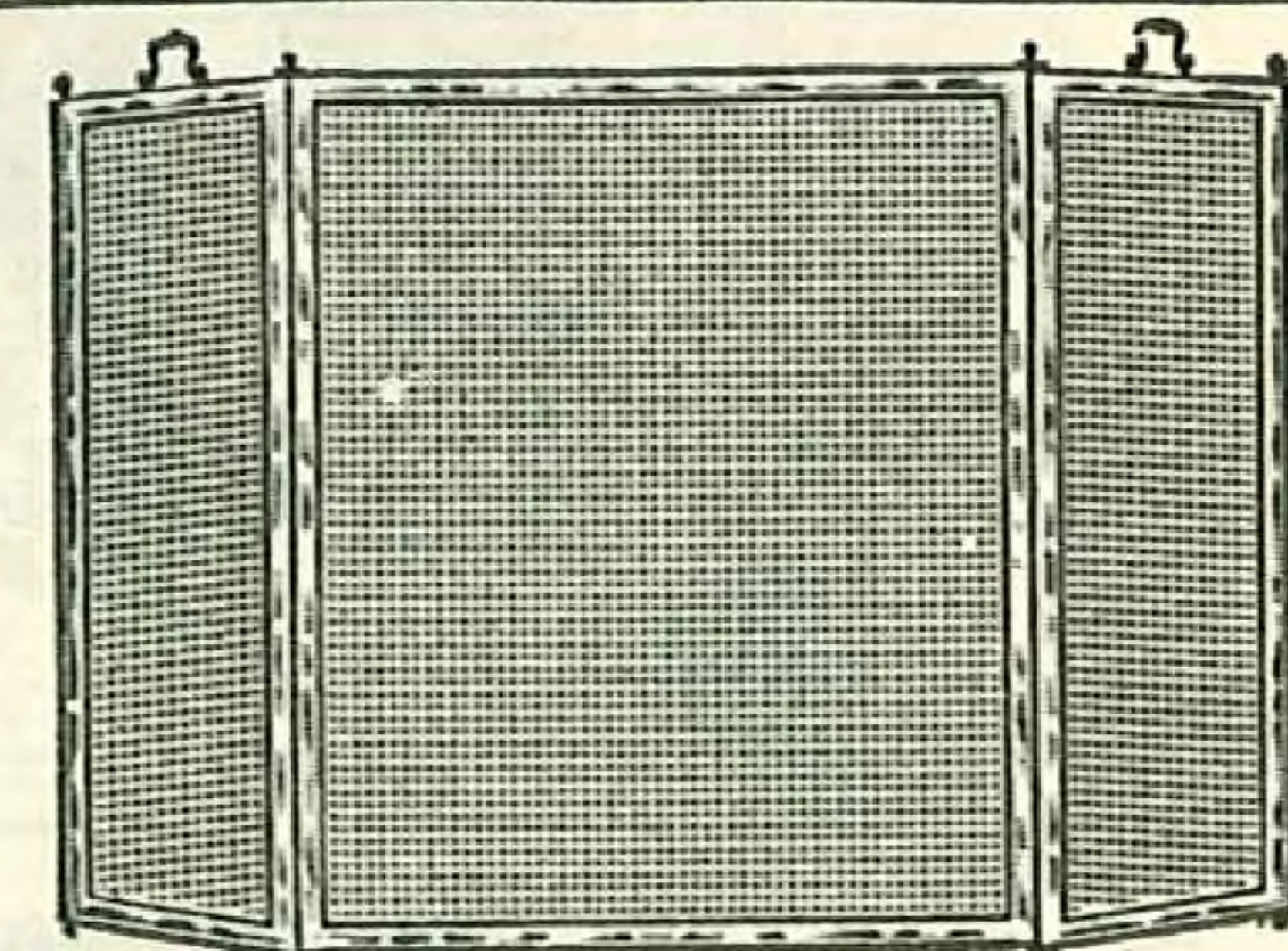
Throat or Dome Damper
63YM4175
Easily adjusted. Size, 34x13 in. Shpg. Wt. 45 lbs. Not Prepaid. \$5.10
Completely closed in summer, 40x13 in. 53 lbs. 5.90



Automatic Ash Dump
Size, 6x8 inches. Shpg. wt., 3 lbs. Not Prepaid.
63YM4176.. 60c



Ashpit Door
Including frame made with flanges to hold it securely in the brickwork of the chimney. Size, 10x12 inches. Shpg. wt., 15 lbs. Not Prepaid.
63YM4177 \$1.60



3-Fold Spark Screen

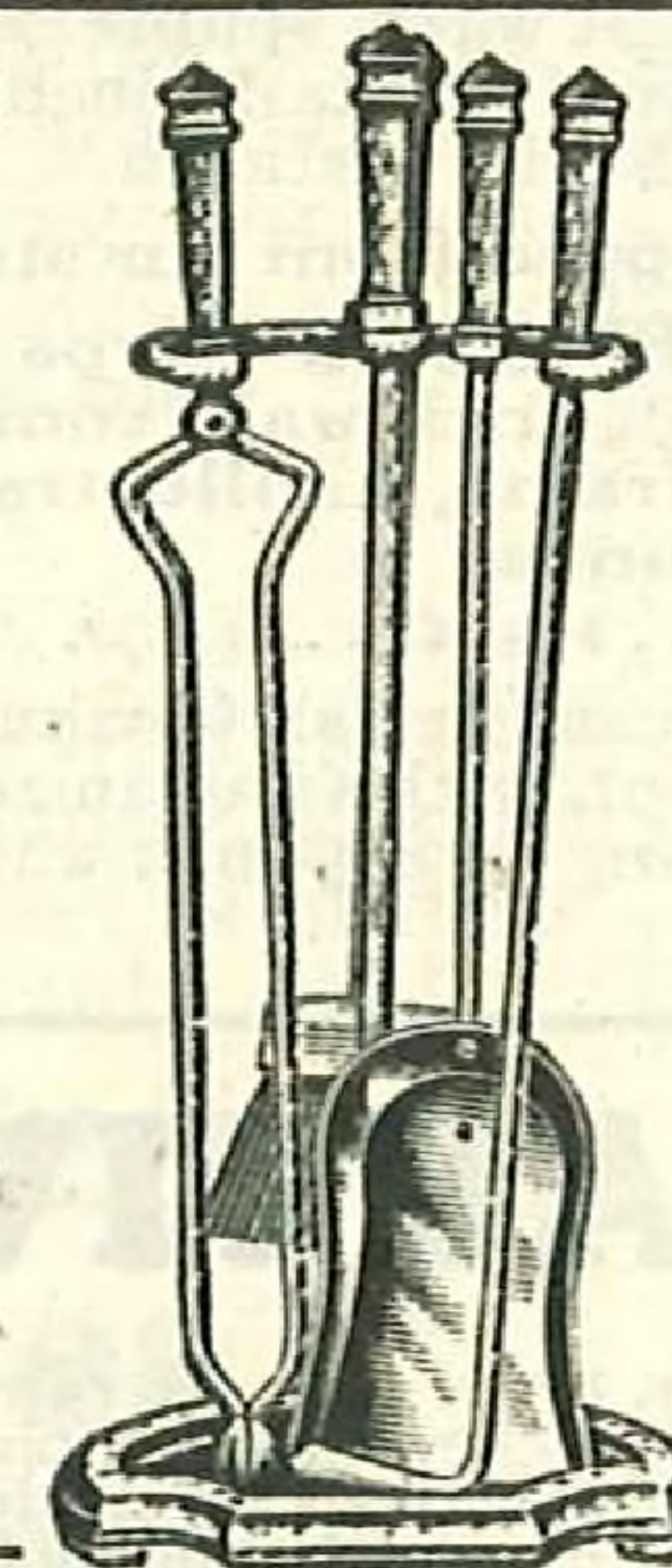
A very pleasing design. Fabric is heavy steel wire screening that stops flying sparks, finished in black japan. The framework is strong in hammered design, finished in burnt antique brass. Height of screen is 30 in. Side folds are 13 in. wide, center fold, 26 inches wide. Shpg. wt., 12 lbs. Not Prepaid.

63YM4213
Three-Fold Screen.....\$7.45

Five-Piece Fire Set

Graceful design Fire Set with hammered effect all over handles, shanks, and stand. Finished all over in Burnt Antique Brass only. Complete with stand, shovel, tongs, brush and poker. Match andirons 63YM4827 and 63YM4809 and all Burnt Brass finish Andirons. Total height, 25 inches. Wt., 20 lbs. Not Prepaid.

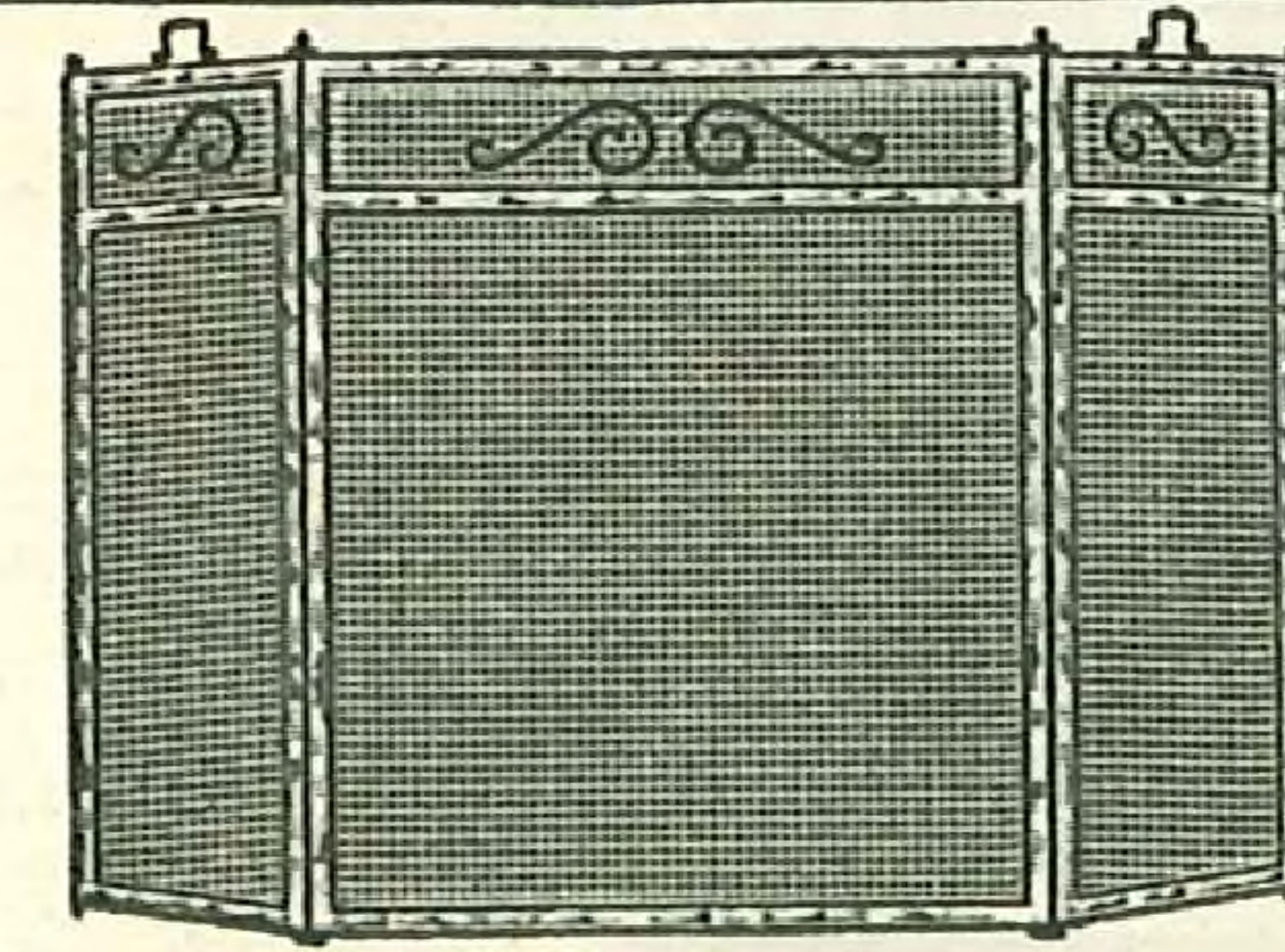
63YM4812 \$6.15



Cast Iron Grate

A charming portable fireplace coal Grate for use in open fireplace. Dumping Bottom. Burns wood or coal. Ebony (black) finish. Depth, front to back, 13 in. Not Prepaid.

	Length, In.	Wt., Lbs.	
63YM4870	18	49	\$4.95
63YM4871	20	53	5.25
63YM4872	22	55	5.50
63YM4873	24	58	6.05
63YM4874	27	65	6.40
63YM4875	30	72	6.90



3-Fold Spark Screen

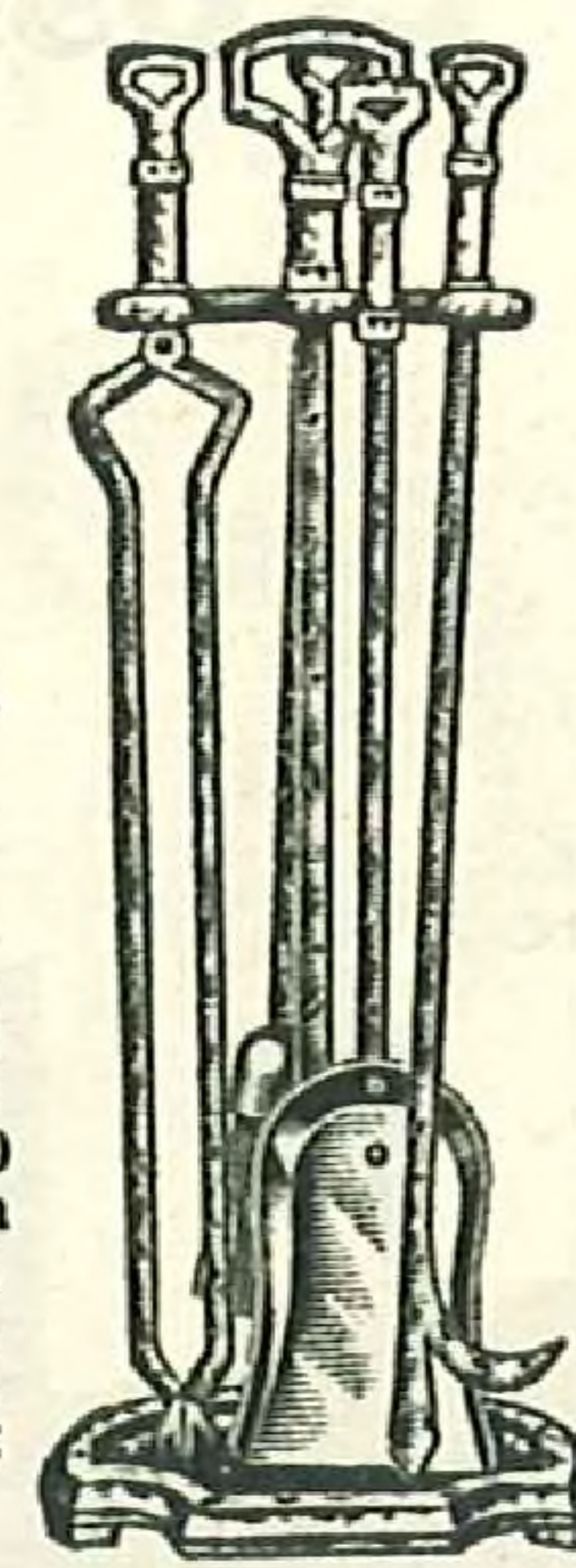
New and very attractive design with ornamented scrolls in panels at top. Fabric is heavy steel wire screening that stops flying sparks. Finished in black japan. The framework rigid. Hammered design, finished in burnt antique brass. Each screen is 30 in. high. Side folds are 13 inches wide, center fold, 26 inches wide. Shipping weight, 12 pounds. Not Prepaid.

63YM4212—Three-Fold Spark Screen.\$8.90

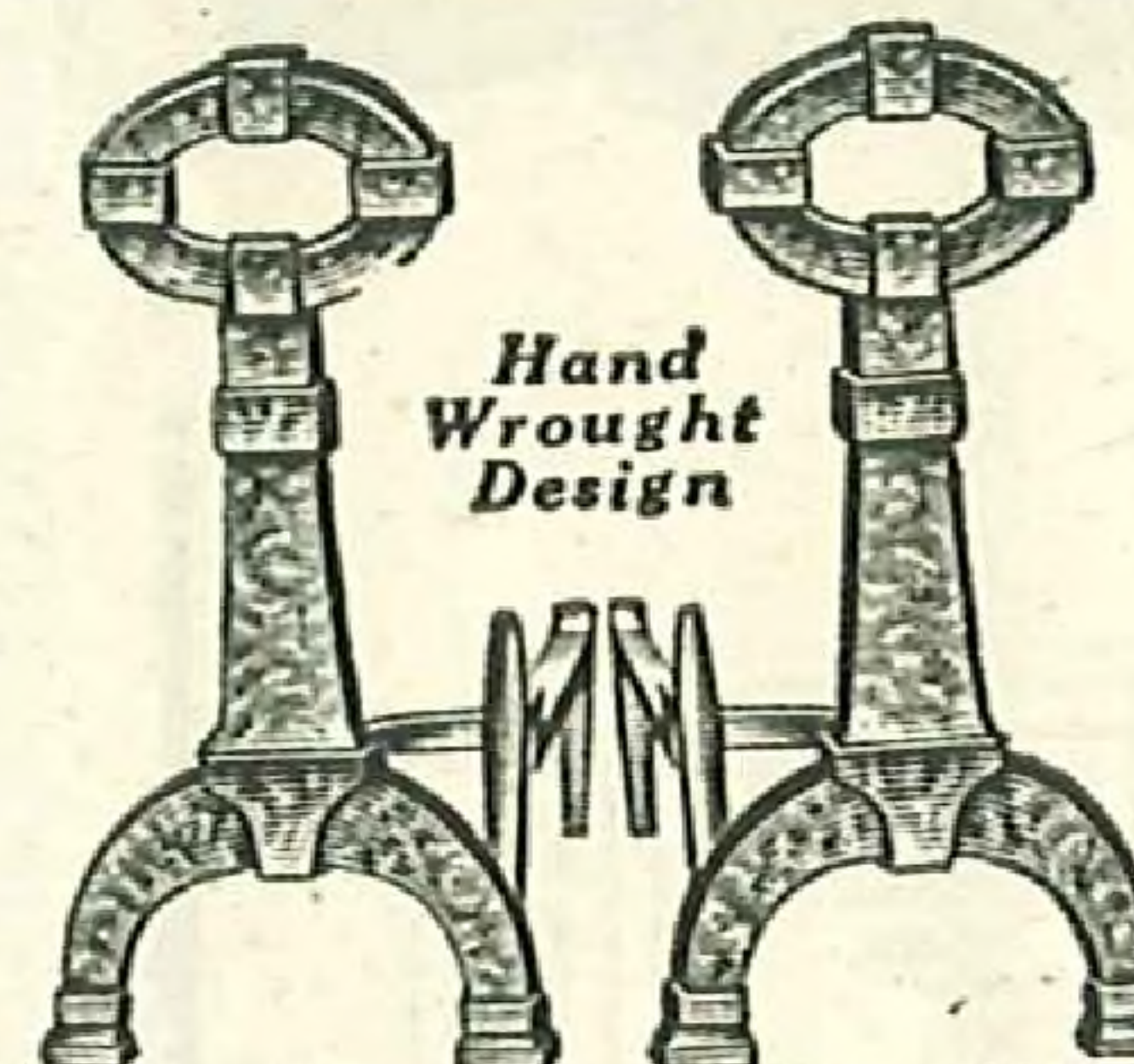
Five Piece Fire Set \$6.75 Each

Popular modern hand hammered design fire set. Finished in burnt antique brass. Complete with stand, shovel, tongs, brush and poker. Matches andirons 63YM4810 and can be used with all andirons with burnt brass finish. Total height, 30 in. Weight, 20 lbs. Not Prepaid.

63YM4808 \$6.75



Andirons

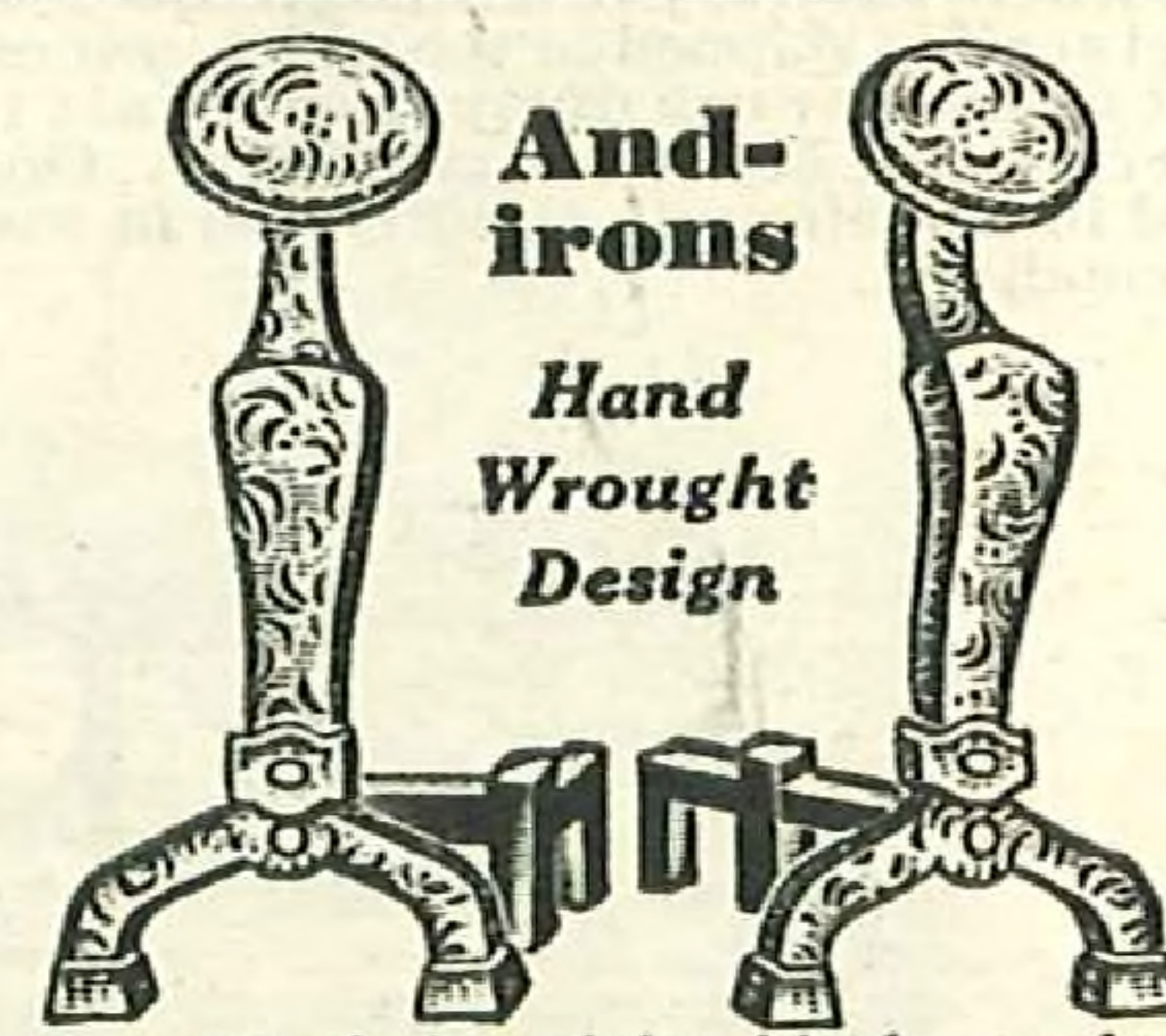


Made of cast iron. Beautiful burnt antique brass finish. Matches fire set 63YM4808. Total height, 18 in. Total depth, 18 in. Wt., 18 lbs. Not Prepaid.

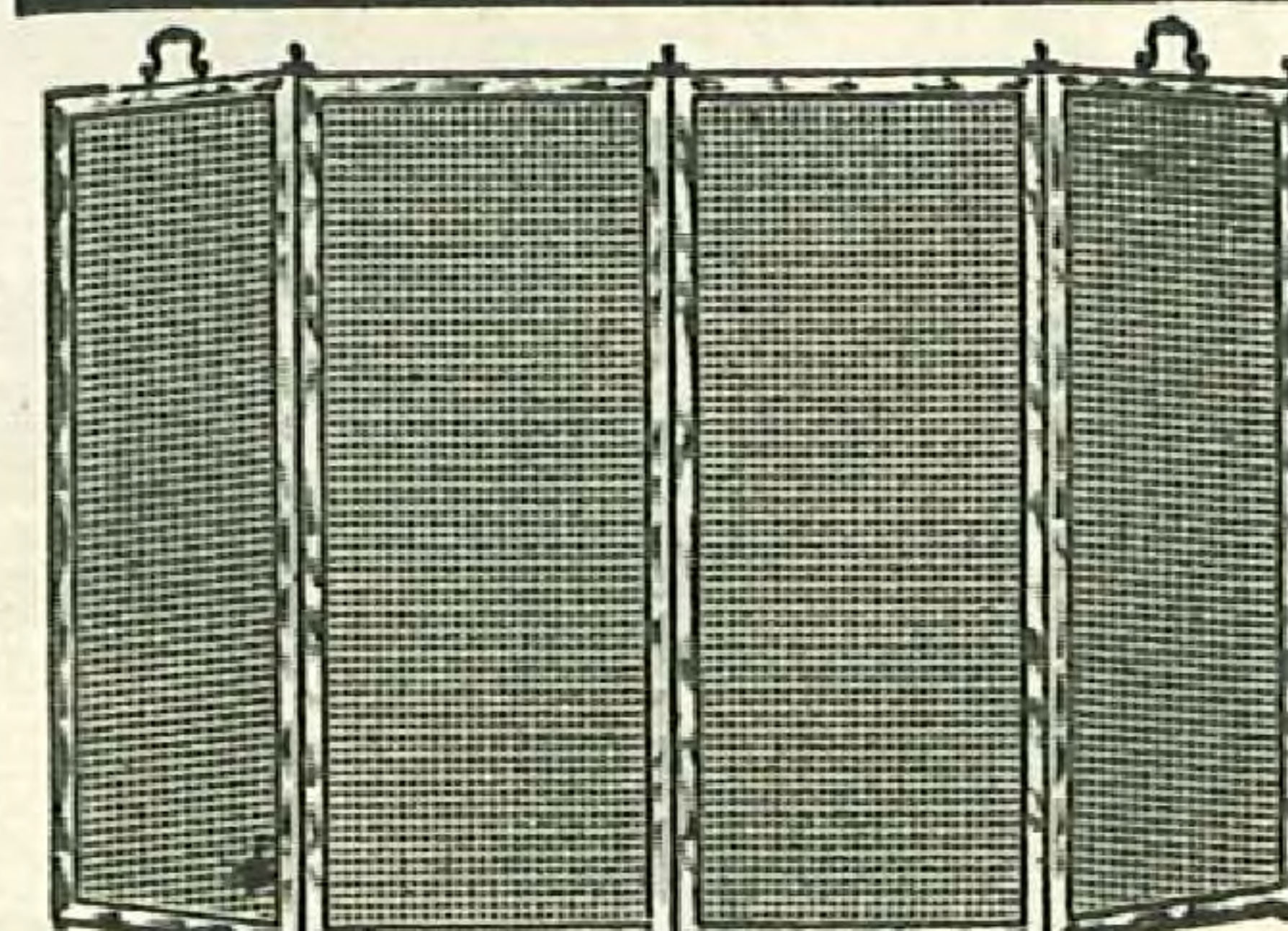
63YM4810—Per Pair.....\$4.65



Andirons
Hand Wrought Design
Artistic cast iron andirons. Ornamental design. Burnt antique brass finish. Matches fire set 63YM4812 or 63YM4808. Total height, 18 in. Depth, from front to back, 19 1/4 in. Weight, 18 lbs. Not Prepaid.
63YM4809.....\$4.25



Andirons
Hand Wrought Design
Furnished in plain black or burnt antique brass finish. Made of cast iron. Matches 63YM4808 or 63YM4812 fire sets. Height, 20 in.; depth, front and back, 19 in. Shpg. wt., 22 lbs. Not Prepaid.
63YM4830—Black, pair..\$4.00
63YM4831—Burnt Antique brass finish. Per pair.....\$5.25



4-Fold Spark Screen

These screens are attractive in addition to the protection they give. Four folds that permit adjustment to any angle. Each fold 13 in. wide, 30 in. high. Weight, 13 lbs. Not Prepaid.

63YM4214—Hammered brass finished frame. Heavy black finish flat weave wire screen\$7.40
63YM4211—Heavy round black frame, with brass handles; hinge caps and knobs. Spiral weave screen cloth finished in black\$4.75

Concrete Machinery

SOLD ON EASY PAYMENTS

Buy that concrete mixer or that block machine from this page at prices lower than wholesale. Get the benefit of our enormous manufacturing facilities and our tremendous buying power.

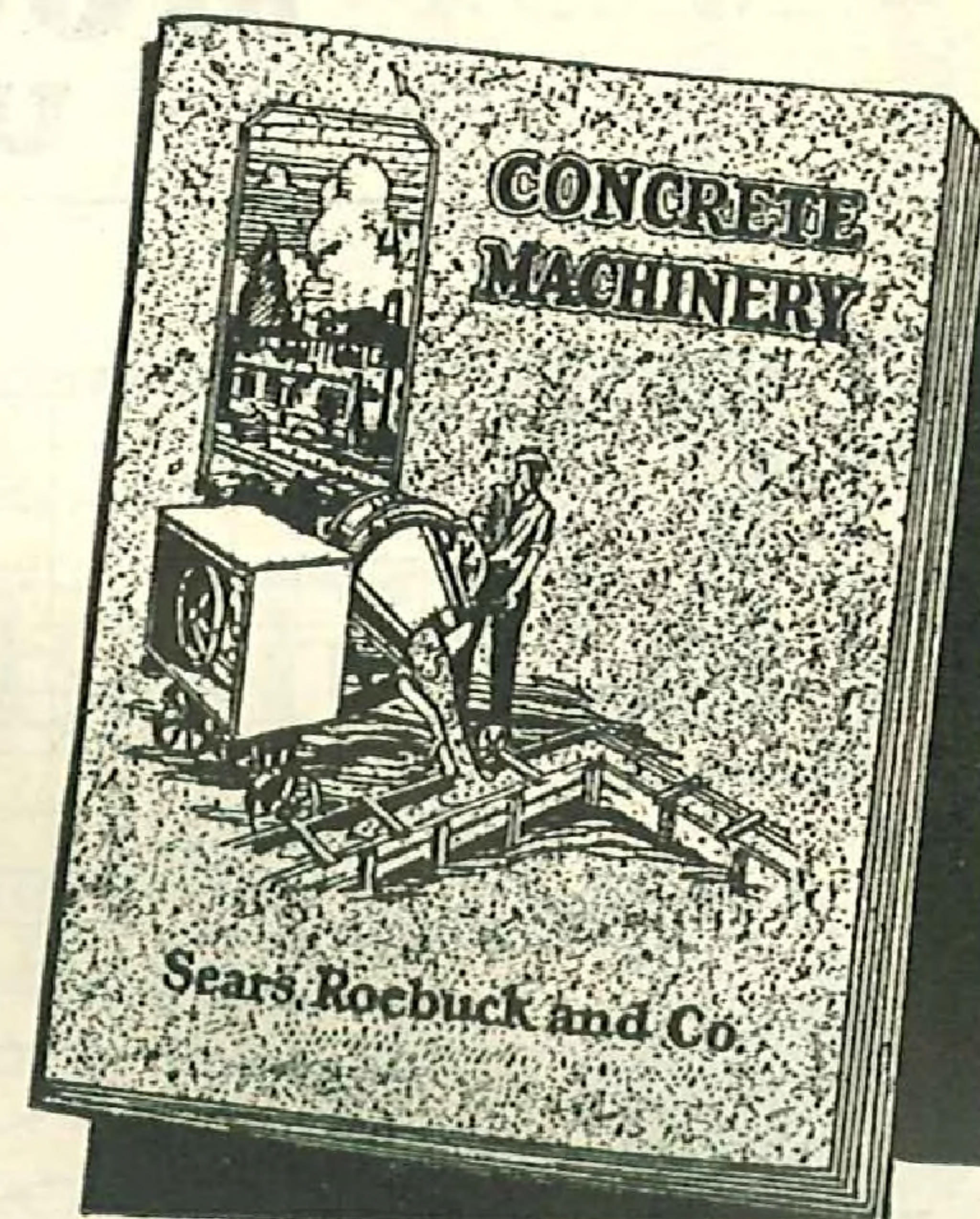
Grouped on this page are the most popular items in our large complete line of Concrete Machinery and Concrete Mixers. And the prices! From 20 to 35 per cent less than prices usually quoted elsewhere for machines of equal quality. Nowhere else can you get

guaranteed concrete machinery of such high quality at such a saving. Our customers tell us that our machines have all others beaten for volume of production, low cost of upkeep, dependability and real dollar-for-dollar value.

Concrete Machines and Molds of All Kinds

There is only enough room on this page to show our smaller mixers and concrete block machines. If you need a larger capacity machine than we show here, or one better suited to your requirements, or if you prefer to see these machines in larger illustrations with more complete descriptions, write at once for our new

Special Concrete Machinery Catalog. It contains our entire line, including concrete mixers; also a large variety of models for concrete products, including block machines, urns, brick molds, automatic block tampers and pallets.



Write for Your Copy of This Concrete Machinery Catalog PD532BM

You will find this Concrete Machinery Catalog complete, interesting, helpful, valuable. Every machine and every accessory fully described. Whether you wish a large capacity machine for contract work, or a smaller one for personal use, you'll find just the right size and type of machine to do your work fast and economically; the price will more than please you; also gives Easy Payment Prices and Terms on our Full Line of Concrete Machinery. Write today for this book. Just say, "Send me your Concrete Machinery Catalog PD532BM," and we will send you one by first mail, FREE.

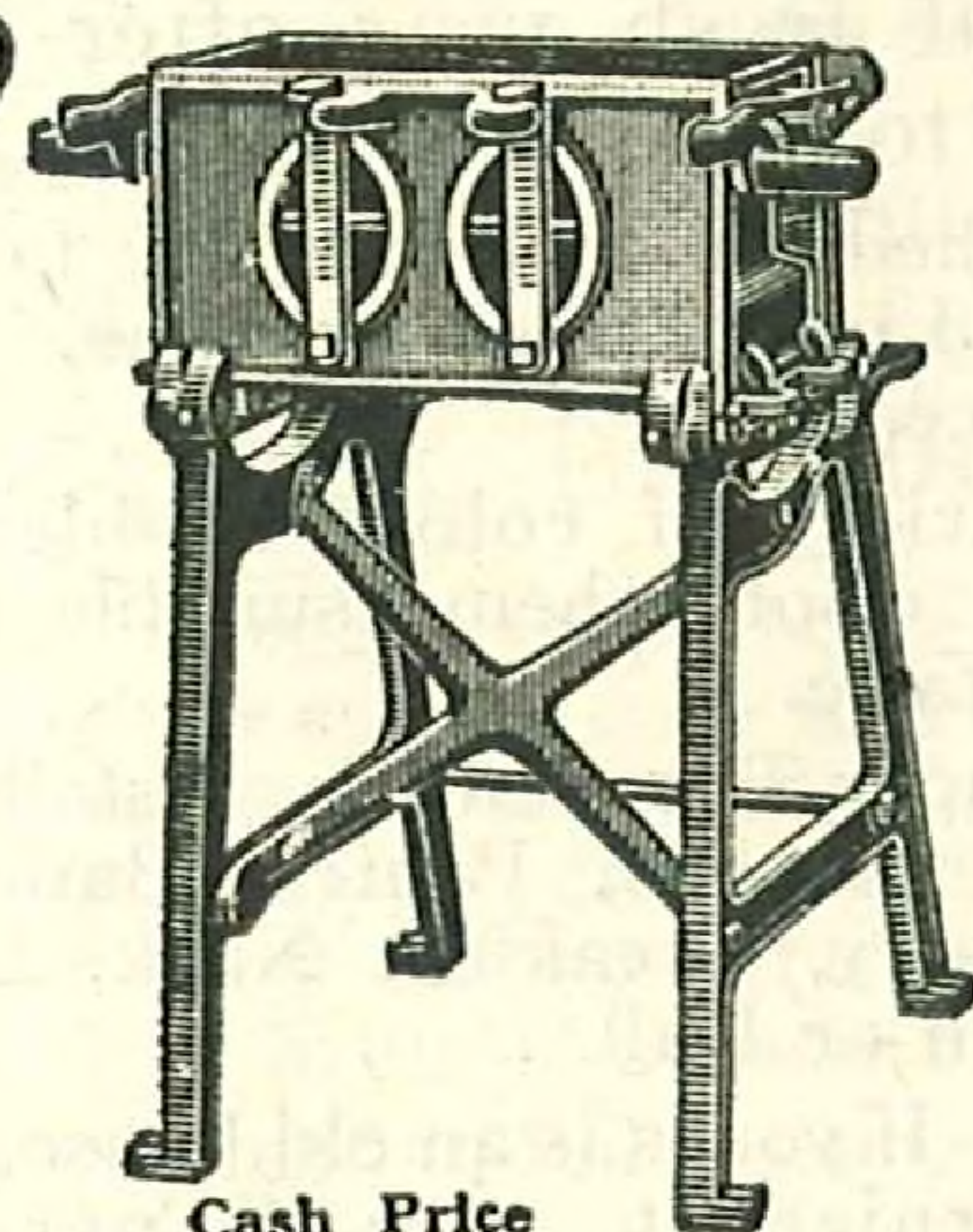
Triumph Block Machine

A good block making outfit at a moderate price for anyone wishing to make blocks for his own use. Makes blocks face down, using a wood pallet. Makes 8x8x16-inch blocks with rock face and double air space. Flask is locked with simple latches attached to endgates. Two men make from 100 to 125 blocks per day. Either mounted on substantial iron stand as shown or furnished with hinge lugs to fasten to bench. Each outfit contains:

- One Rock Face Plate for whole blocks.
- One Rock Face Plate for half and quarter blocks.
- Two Rock Endgates.
- Two Core Endgates.
- Two Dividing Plates.
- One Gable Block Dividing Plate for making gable blocks.
- Two Joist Block Attachments.
- Plugs for making solid blocks.
- One Striker.
- One Double End Tamper.
- One sample Wood Pallet.

63PM5709—Triumph Block Machine for 8x8x16-inch blocks, on iron stand. Shipping weight, 165 pounds. Not Prepaid. Cash price.....\$25.95
Easy payment price.....28.95
\$5.00 down and \$5.00 per month.

63PM5704—Triumph Block Machine for 8x8x16-inch blocks, for mounting on bench. Shipping weight, 140 pounds. Not Prepaid. Cash price, only.....\$19.95



Cash Price
\$25.95
Not Prepaid

Wizard Concrete Block Machine



Cash Price
\$68.90
Not Prepaid

A complete outfit for quantity production of high grade building blocks. Used by many leading block manufacturers. Priced low enough to make its use profitable on farms or other places where concrete products are in demand. Makes 8x8x16-inch blocks. Makes blocks face down. Each outfit contains:

- One Wizard Machine on heavy stand.
- Two Face Plates for making whole blocks.
- Two Face Plates for making half and quarter blocks.
- Two Core Endgates.
- Four Return Endgates.
- Two Dividing Plates.
- Two Core Dividing Plates.
- One Strike-Off Tool.
- One Double End Tamper.

- One Face Plate for making inside corner blocks.
- Two Joist Block Attachments.
- One Dividing Plate for making gable blocks.
- Two Wall Plugs for making solid blocks.
- Two Pallet Plugs for making solid blocks.

We furnish outfits with one plain and one rock face plate. Two men can make 250 to 300 blocks a day. IRON PALLETES are used. A smooth rounded handle on each end of pallet permits lifting of block with ease. Will not split, warp or swell. Barring accidents, will last forever. Not Prepaid.

63PM5515—8x8x16-Inch Wizard Block Making Outfit. Shipping weight, 420 pounds. Cash price.....\$68.90
Easy payment price.....75.40
\$9.00 down and \$7.00 per month.

63PM5537—Pallets for 8x8x16-Inch Blocks. Weight, each, 7 pounds. Each.....\$ 0.60
Per 100. Cash price.....58.00
Easy payment price.....63.50
\$8.00 down and \$6.00 per month.

NOW! Easy Payments on Concrete Machinery

For the past quarter of a century Sears, Roebuck and Co. have been supplying the VERY BEST CONCRETE MACHINERY at the LOWEST POSSIBLE PRICES—prices that are one-fourth to almost one-half lower than the regular prices elsewhere for equipment of equal quality. In addition to this we protect our customers by an ABSOLUTE GUARANTEE OF SATISFACTION.

Now as a further convenience and to make it still easier for you to take advantage of our low prices, we have provided EASY MONTHLY TERMS. You need not put off buying these convenient labor and time saving machines any longer. Buy now! A small initial payment is all that is required.

How to Order on Easy Payments
After selecting the mixer or machine that meets your requirements, note the Easy Payment Price of the machine you wish and send us the down payment together with your order, which should be made out on our regular Time Payment Order Blank which you will find in the back of our big General Catalog. If you do not have a blank write us and we will send you one.

If there is any information you wish concerning our equipment or our Easy Monthly Payment Plan, do not hesitate to write us. If you need cement machinery not shown here ask for our latest Cement Machinery Catalog. Your letter will have our prompt attention.

All Articles on This Page Shipped from Our Own Factory in OHIO. Not Prepaid.

Triumph Concrete Mixer



Cash Only
\$21.60
Not Prepaid


Especially suited for farm and general use. An ideal mixer for small jobs, such as concrete floors, walks, driveways, foundations, cellars, feed troughs, etc. Thoroughly mixes concrete, mortar or plaster, wet or dry. A good feed mixer. Will pay for itself in a short time. Capacity, 1½ to 2 cubic feet per batch. One batch a minute. Operated by hand or power. Strong construction. Mixing drum is heavy 16-gauge sheet steel with heavy cast iron bottom mounted on a 1½-inch angle iron frame. Guaranteed full satisfaction.

63PM5998—Triumph Concrete Mixer, on stand. Shipping weight, 215 pounds. Not Prepaid. Cash price.....\$21.60

Sold for Cash Only

Wizard Concrete Mixer With Engine

Cash Price
\$153.65
Not Prepaid



Showing Concrete Mixer with Engine Housing Removed.

This Wizard Concrete Mixer is the ideal mixer for small or medium size jobs. All contractors who handle miscellaneous concrete construction should own one of these light, inexpensive machines, in addition to their mixers generally used on large jobs.

The important feature of the Wizard Concrete Mixer is in the taper of the drum, which with the help of three simple and easily cleaned mixing blades on the inside, keeps throwing the material from the mouth and back to the center of the barrel, thereby insuring a thorough mix in the shortest possible time.

THE TILTING DRUM of the Wizard permits loading on one side and discharging on the other side of the mixer, especially convenient for pouring into form work, as the mixer, being light in weight, can be moved along the forms, loaded on one side and discharged on the other side directly into forms.

SPECIFICATIONS

Capacity—3½ cubic feet of unmixed material per batch, or 40 to 50 cubic yards per day.

Mixing Drum measures 33 inches deep by 26 inches in diameter with 17½-inch opening; constructed of steel with a one-piece cast bottom.

Tilting Gears are a 4 to 1 ratio, making it very easy to tilt the drum when loaded to capacity. Will turn the barrel so that mixer can be loaded on one side and discharged on the other.

Transmission—Chain drive No. 62, malleable iron, with sprockets and gears of semi-steel. Drive shaft, 1¼-inch steel.

Power—Equipped with our famous 1½ horse-power Economy Gasoline Engine with built-in magneto, which eliminates the use of batteries and all engine trouble caused by batteries. Our engine is one-third larger than engines generally used on this type and size of mixer.

Frame constructed of 4-inch steel channels with cast iron standards, supporting mixing drum. All bolts fitted with lock washers.

Truck Wheels are all steel, 18 inches in diameter, with cast hub; 3-inch grooved tread. Axles are 1¼-inch cold rolled steel.

Tread—44 inches, front and rear.

Dimensions—Length, over all, 6 feet 7 inches; width, over all, 4 feet 2 inches; charging height, 3 feet 6 inches; discharge height, 22 inches.

Engine Housing made of heavy steel plate and measures 3 feet 6 inches long by 22 inches wide by 30 inches high and can be removed by loosening four bolts.

63PM5975 3½ Cubic Ft. Concrete Mixer, Complete With Engine **\$153.65**


Shpg. wt., 1,150 lbs. Not Prepaid. Cash price....

Easy Payment Price.....\$169.65

\$23.00 down and \$14.00 per month.

Modernize With Tile!

Use Super-Tile—Just Nail It On



Super-Tile furnished in sheet form ready to install is made about $\frac{1}{8}$ inch thick in standard size sheets 36 in. x 48 in.; 48 in. x 48 in.; 48 in. x 60 in.; 48 in. x 72 in.; and 48 in. x 96 in. **Size of Tile Squares**— $3\frac{3}{8}$ x $3\frac{3}{8}$ inches. Furnished in the following colors: White, Cream, Light Green or Blue. No special skill and labor required to install Super-Tile. Anyone can install it. Complete instructions for installing included with tile.

63PM9355—Super-Tile. Per sq. ft. **35c**
State size and color wanted. Shipping weight, about 1 pound per square foot.

Cap and Metal Moldings

Moldings are furnished in all standard colors including Ebony Black. By using Ebony Black moldings with any standard colors a more striking and attractive effect is secured. Cap molding comes in 4-ft., 8-ft. and 12-ft. lengths only. Metal moldings come in 4-ft. and 8-ft. lengths only. Metal moldings are made of zinc and guaranteed not to rust.

63PM9356—Cap Molding. Per lineal foot. **10c**
State color wanted.

63PM9357—Metal Interior Corner Molding. Per lineal foot. . . . **10c**
State color wanted.

63PM9358—Metal Exterior Corner Molding. Per lineal foot. . . . **10c**
State color wanted.

63PM9359—Metal Center Molding. Per lineal foot. **10c**
State color wanted.

Shipping weight, per foot, $\frac{1}{8}$ pound.
Shipped From Our PHILADELPHIA Store. Not Prepaid.

A WALL TILE furnished in sheet form, ready to install on any wall. Beauty, charm, originality in your home may now be had at very little expense with Super-Tile. A strong, tough fiber board with a highly polished enameled surface that does not chip, crack, craze or discolor. Can be sawed, planed, nailed, or glued the same as lumber. Super-Tile costs less than half the price of porcelain tile, yet it has all the desirable features entertained in regular glazed tile—beauty and permanence unsurpassed. It is sanitary, moisture-proof, vermin-proof, is not affected by heat or cold or by grease or steam from cooking or washing, and is easily cleaned. An occasional bath with a damp cloth will keep it looking new and fresh year after year. It is flexible enough to make installation easy.

Super-Tile is furnished in a variety of fadeless colors: **White, Cream, Light Green or Blue.** Plain, smooth, polished surface.

This variety of colors enables one to select a color scheme suitable to his individual taste.

Super-Tile can be installed in your Kitchen, Pantry, Bathroom, Nursery, Breakfast Nook, Dining Room or Hall.

If yours is an old house, modernize it with Super-Tile. It will make the home more attractive and add greatly to its resale value.

If you are building a new Home, make sure to get Super-Tile in the kitchen, pantry, bathroom and laundry. It will not only add charm and comfort to your home, but will save the expense of redecoration for all time.

Ceramic Mosaic Floor Tile


Illustrated at the Right

It is very easy to keep clean. Will never wear out. Requires no expense in upkeep. Is vermin-proof and sanitary in every way.

Our floor tile is first quality ceramic mosaic, fully guaranteed by us. We carry a complete stock of the designs shown on this page and can make prompt shipment of your order.

Should you want any assistance in figuring the amount of tile you need, send us a pencil sketch of the floors to be tiled. We will figure the exact amount of tile you need and will give you our price on it delivered to your station. This will not obligate you in any way.

Many people prefer plain white tile for bathroom floors, vestibules, porch or pantry floors. We sell a large quantity of this plain white hexagon. Prices quoted here will save you money.




Ceramic Mosaic Floor Tile Plain White Floor Tile

63PM1000—1 inch hexagons mounted on paper. Price per square foot, **30 cents**. Shipping weight, per square foot, 3 pounds.

Plain White Floor Tile, relieved with dots of 6 black tiles.

63PM1030—1 inch hexagons mounted on paper. Price per square foot, **35 cents**. Dots can also be furnished in Chocolate, Red, Buff, Blue or Green at the same price.

Shipping weight, per square foot, 3 pounds.
Shipped From Factory in OHIO, Not Prepaid.



Section of Wainscoting showing Cap 63PM1155, with Wall Tile 63PM1150 and Base 63PM1173.

"You Can Lay It Yourself"

Our floor tile is made in 1-inch hexagons. It is furnished pasted on sheets of paper about 1 foot wide by 2 feet long. The design is carefully worked out at the factory, so that the laying is an easy matter. Many of our customers lay their own tile, but we recommend employing an experienced cement worker or tile setter.

NOTE—When ordering, always allow an extra foot or two for fitting.

GLAZED WHITE WALL TILE

Tiled walls in the bathroom or kitchen will cost a little more than plastered walls, but tile is the cheapest in the end. When once properly set it practically never needs to be repaired or refinished. Our tile is highest grade. Everyone who builds or remodels a home can now afford to put in tile floors and walls, at least in the bathroom, kitchen and vestibule. Tile is durable, attractive, easily cleaned and perfectly sanitary.

We offer a high grade glazed white wall tile with a complete set of trim (cap, base and corners) at a low price.

GLAZED WALL TILE

Furnished in Plain White Only

63PM1150—Wall tile, size 6 inches by 3 inches. Per square foot. **55c**

63PM1155—Cap, size 6 inches by 2 inches. Per lineal foot. . . **31c**

63PM1167—Interior angles for cap. Each. **23c**

63PM1166—Exterior angles for cap. Each. **23c**

63PM1173—Base, size 6 inches by 2 inches. Per lineal foot. . . **31c**

63PM1171—Interior angles for base No. 63PM1173. Each. **23c**

63PM1177—Exterior angles for base No. 63PM1173. Each. **23c**

63PM1185—Exterior corner lip, size 3 inches by $3\frac{3}{4}$ inches. Each. **16c**

63PM1187—Interior corner lip, size 3 inches by $3\frac{3}{4}$ inches. Each. **16c**

63PM1170—Base, size 6 inches by 6 inches. Per lineal foot. . . **72c**


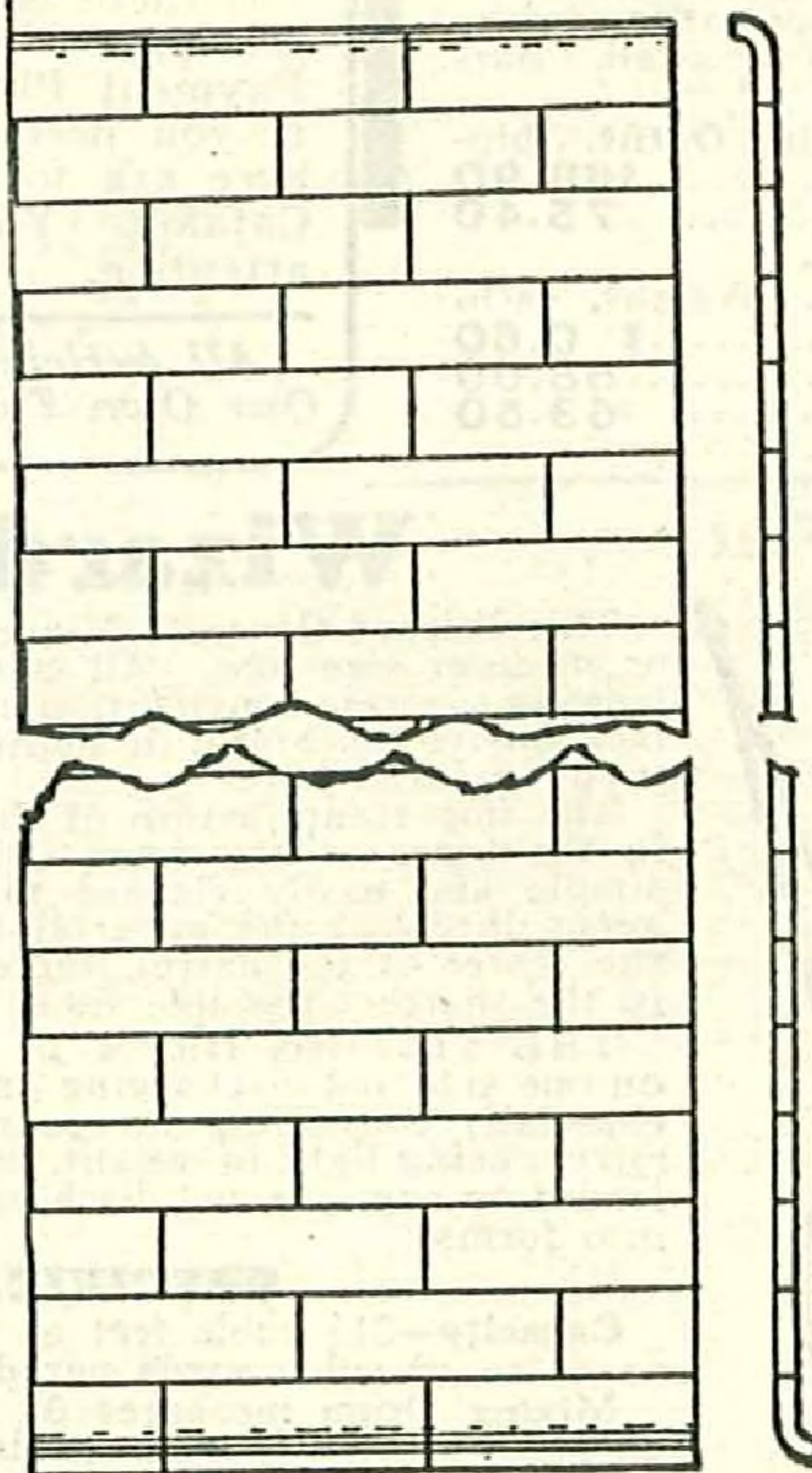
63PM1160—Interior angles, for base No. 63PM1170. Each. **54c**

63PM1161—Exterior angles, for base No. 63PM1170. Each. **54c**


63PM1162—Right stops for base No. 63PM1170. Each. . . **54c**

63PM1163—Left stops for base No. 63PM1170. Each. . . **54c**

Shipping weight, per square foot, about $4\frac{1}{4}$ pounds.
Shipped From Factory in OHIO, Not Prepaid.



63PM1187




63PM1185



63PM1173



63PM1155



63PM1170

When You BUILD!

LET US MAKE YOUR PLANS and GIVE YOU A COMPLETE ESTIMATE

Enjoy Lowest Factory Prices on Every Item That Goes Into the Home—Lumber, Millwork, Plumbing and Heating Equipments, Electric Fixtures, Hardware, Paint, Etc.

WE have built houses for hundreds of customers from special plans we have helped them develop. We have also saved them many thousands of dollars, over local prices, on houses built from these plans. In addition, we have sold more than 50,000 "Honor Bilt" Ready Cut Homes.

Many of these happy home owners were vainly waiting for a more advantageous time to build. But after receiving our low money saving figures, based on factory prices on all materials, they found they could well afford to build now. These happy folks are now enjoying the freedom and all the many other advantages of living in a home of their own.

If you intend to build soon, send us your blue print plans and let us figure your new home just as you want it.


If you have no prepared plans, but are anxious to get started, make us sketches of the floor arrangements with dimensions and give us an idea of the appearance of the elevations and roof construction, and we will have plans drawn upon receipt of a deposit of \$50.00. When your order is placed, we will give you full credit for the \$50.00, as we are glad to give you free plan service with your order.

These plans will be drawn by skilled architects; practical men who designed the homes shown on this and the next page.

This is the same service for which you have to pay a local architect \$300.00 to \$500.00.

Let Your Home Express Your Individuality

No doubt you have in mind a number of special features you would like to have in your home. Attractive corner cabinets in the dining room; a convenient cabinet in the kitchen, arranged just so; a broom closet large enough to hold the vacuum cleaner, or a breakfast nook of just the right



There's a Real Thrill in Watching the Progress of Your Future Home.

proportions to meet the needs of your family. Bedrooms with ample closets and windows arranged to give the proper wall space for your furniture, or a recreation room in the basement or in the attic for the kiddies. When writing to us be sure to mention these features, giving exact sizes so we can incorporate them in the plans we draw up for you. Better yet, make your selection from this Millwork Catalog. Show us exactly what you want.

Better Materials - Better Construction

We guarantee to furnish lumber and millwork of the very highest quality. This letter from one of our customers, typical of thousands in our files, tells the story of Sears, Roebuck and Co. quality better than we can tell it: "I am very well pleased with the material you sent me for my house. You could well guarantee a dollar a knot, as I did

not find one single knot in all my lumber. I think that for quality, service and price Sears, Roebuck and Co. have no equal," says CHARLES MERTZ. (Address furnished on request.)

The lumber furnished on these special plans comes in standard lengths, the way such lumber is regularly furnished from the lumber yard.

All lumber is well seasoned. All framing lumber—studs, joists and rafters are No. 1 lumber, not No. 2. Rafters are 2x6 inches, not 2x4 inches. Double studing is used for extra strength around all door and window openings. And when we quote on Clear lumber or hardwood flooring you get Clear and not Select. (In lumber language Clear is the first or best grade and freest from knots and bark, while Select is the second grade.) In other words you get a better quality house, better construction and stronger framing than you would ordinarily get, and pay less for it.

SEND US
YOUR SKETCH TODAY

*See Further Details
on Next Page*



The completed home—the future scene of countless golden hours—and well worth all sacrifices. Yet sacrifices are so unnecessary with our low direct-from-factory prices, which enable you to build a bigger and better home for less. Free Architectural Service.

We Build from YOUR PLANS!

Let Us Save You \$500 to \$2,000 on Your Home
No Extras—Our Low Price Includes Everything

THAT home you are going to build. Build it of best quality materials at lowest direct-from-factory prices. Save on everything that goes into its construction—lumber, millwork, plumbing and heating equipment, electric fixtures, hardware, paint, etc.

We estimate the cost accurately and give you a definite **guaranteed** figure. There are **NO EXTRAS**—no costly unexpected items to arise after construction has begun. Building your home this easy, pleasant way, is really worth more to you because of its freedom from worries, yet it actually costs you far less than building the old way.

This plan is very popular with our customers, as they are in effect the general-contractors and keep the general-contractors' profit in their own pockets. Under this plan the mason, carpenter, plumber, electrician and other mechanics are really your sub-contractors. However, we supervise the construction through our Field Service Department, who watch the progress of building every step of the way to see that the house is structurally perfect and a thoroughly first class architectural job.

Ideal Financing Plan Payments Like Rent

YOU SAVE on the finance arrangements, through which you can secure as much as 75 per cent of the total cost of your home, and you will have no refinancing or worrying over costly bonuses.

We Arrange Financing at the Lowest Rate. We enable you to pay for your home in easy monthly payments like rent.

All You Need Is a Clear Lot

There's no need to wait years until you get the funds. All you need is a good building lot and a small amount of cash. Our direct-from-factory prices enable you to have excellent architecture, beautiful rooms with oak flooring, bronze hardware, attractive fireplace, built-in bookcases, French doors, linen closets, telephone stand, wrought metal lighting fixtures and faultless plumbing. Air sealed insulation and a high grade furnace insure year around comfort and fuel economy. In short, you will have as charming a home, inside and out, as money can buy and it will be built from far better materials than are ordinarily used in building construction and, besides, it will be built according to your own individual ideas.

Take the First Step NOW!

Send Us Your Plans for FREE Estimate

and see how little materials for a high grade home will cost you through our low cost methods. Use Coupon below.

Fill in and Mail This Coupon With Your Blue Prints or Sketches

Sears, Roebuck and Co.,
Special Estimating Division,
PHILADELPHIA, PA.

I enclose my ☐ plans; ☐ sketches for your free estimate, which I am sending by Registered Mail. (Please indicate by checking square, which you are sending.)

Please draw up special plans for building, in accordance with description and details in attached letter. Check for \$50.00 is enclosed. ☐


Name.....

Postoffice.....

State..... Phone No.....

Rural Route..... Box No.....
(Please give both your Route and Box Number if on a Rural Route)

Street Address.....
(Plans Must Be Sent by Registered Mail.)



A very charming and practical home designed by our Architectural Division.

Build Your Home This Easy Way and Save \$500 to \$2,000

It's so easy to own your home under our low cost, high quality building methods and our liberal financing plan, which brings yourself and family the joy, the happiness and the accumulated wealth that only home ownership can bring. Here's the way to proceed:


1—Send us your blue prints or sketches and get our low direct-from-factory prices on your ideal home; **guaranteed** to include all materials specified to fully complete your home.

2—If you do not have working plans, authorize us to make same from your sketches, at a cost of only \$50.00, which will be refunded when you send us your order.

3—Place your order with us and receive (A) "Honor Bilt" lumber and millwork of the highest quality; (B) sufficient material to give you the very best and most rigid construction; (C) on easy payment terms; (D) under our guarantee of absolute satisfaction.

4—Move into your ideal home in a short time, and be happy while you pay for it with your rent money.

Another charming design from our Architectural Division, which lends itself to brick, shingle, clapboard or stucco construction, or any desired combination of these materials. Both of these designs are very popular with our customers.



Freight Rates on Millwork

From Our Factories in OHIO or NEW JERSEY, Whichever Is Nearer Your Station

Freight charges amount to very little compared with the substantial saving we make you on all millwork, lumber and building material of every description. We quote prices that just include the actual manufacturing

cost with only one profit added. Shipped direct to you from our factories. Thus by cutting out all the profits to wholesale and retail dealers, we make you a substantial saving.

An Easy Way to Figure What Your Freight Will Be

To figure the amount of freight on any bill of goods, you need only to know: First, THE WEIGHT. Second, THE CLASSIFICATION. Third, THE RATE. The approximate weights on millwork are given throughout the book, or on this page. These weights will vary slightly, but will give you a fair idea of what the approximate freight will be.

CLASSIFICATION

The Railroads Charge for Freight according to its classification. For example:

Unglazed doors take third class rate east. By referring to other side of this sheet you will find the third class rate to the nearest town in your state. If the table below does not contain the article you want, you can, as a rule, use the rate given on some article of similar nature.

Merchandise Classification Is Governed by Locality

It varies according to the section of the country. For example: Doors, paneled, etc., take fourth class freight rate to eastern sections of the country, but take the third class freight rate to southern sections of the country.

In the Table Below you will find two columns marked (East), (South), respectively, and in each column is shown what classification or rate of freight the merchandise takes in that section.

On the Other Side of This Sheet we show opposite each town the rate per 100 pounds for each classification. When you look up your nearest town in the list on the other side of this sheet refer to the table below and you will find what class freight the articles take; then refer again to the table on other side of this sheet and find what the rate is for that class to your town and then figure at that rate per 100 pounds, according to the weight given in the description of the goods. For example, suppose you are figuring the freight on Paneled Doors and you live in Buffalo, N. Y., or Buffalo, N. Y. (in Eastern Section) is the nearest town to you. Referring to the table below you will find that Paneled Doors take the third class rate in (East) territory. Referring back to the other side of this sheet you find that the third class freight rate to Buffalo, N. Y., is 55 cents per 100 pounds, therefore the freight on Paneled Doors to Buffalo, N. Y., will be 55 cents per 100 pounds.

We Pack and Ship our goods in a manner that secures for you the lowest freight charges.

As an Example of How to Figure Freight Charges

We submit an order received from one of our customers living in Harrisburg, Pa., a distance of about 150 miles from the factory. We plainly show the items ordered and the weight of each item, which can be easily ascertained by referring to the approximate shipping weights shown opposite our prices on all doors, windows, etc. For weights of molding and articles not shown opposite prices

we submit a table of weights on miscellaneous millwork. After ascertaining this total weight, refer to the freight table on this page and it is an easy matter to find the proper classification which determines the rate per 100 pounds; when added up it gives you the total freight charge on the entire shipment.

Quantity	ARTICLES	Size	Weight, Each	Total Weight	Takes Class	Rate per 100 Pounds	Total Freight Charges
3	Panel Doors.....	2-8x6-8x1 3/8	58 pounds	174 pounds	3d	42c	\$0.73
6	Windows, 2-light, Check Rail, Glass S. S.	24x28	22 pounds	132 pounds	1st	63c	.83
1,000 feet	Molding.....	1 1/8 inches	6 lbs. per 100 feet	60 pounds	3d	42c	.25
1	Glazed Front Door.....	2-8x6-8x1 3/8	77 pounds	77 pounds	1st	63c	.49
110	Spindles.....	1 1/8 inches	24 pounds	24 pounds	3d	42c	.10
12	Brackets.....	10x12	12 pounds	12 pounds	3d	42c	.05
							\$2.45

The freight on the same bill of goods shipped from our factory to Indianapolis, Ind., would amount to only \$2.20.

FREIGHT CLASSIFICATION

1 stands for First Class.
2 stands for Second Class.

3 stands for Third Class.
4 stands for Fourth Class.

1 1/2 stands for 1 1/2 times First Class.

ARTICLES	Classification of Merchandise		ARTICLES	Classification of Merchandise	
	(East)	(South)		(East)	(South)
Balusters.....	3	4	Lumber (Studding, Sheathing, etc.), write for special car-load rates.....	4	4
Blocks.....	4	4	Lumber, finishing, listed in this catalog.....	3	4
Brackets.....	3	3	Moldings (unfinished).....	3	3
Cabinets.....	1	1	Newels, built up or solid.....	1	3
Columns, built up or solid.....	3	4	Sash, glazed with common or plain glass.....	1	2
Door and Window Frames, knocked down.....	3	4	Sash, glazed with leaded or plate glass.....	1	3
Doors, Glazed, plain, figured or stained glass (not plate)....	1	3	Sash, not glazed.....	4	4
Doors, glazed, leaded or plate glass.....	1	1	Sash Weights in bundles.....	1	2
Doors, paneled, also Sash Doors without glass.....	3	4	Screens—Door and Window.....	1	4
Glass, window, colored, enameled or ground, leaded, curved line patterns.....	1 1/2	1 1/2	Shutters.....	3	3
Glass window, colored, enameled or ground, leaded, straight angle or line patterns.....	1	1	Spindles.....	2	3
Glass, window, plain or colored, not leaded.....	3	3	Stair Newels.....	3	3
			Stair Rails and Porch Rails.....		

WRITE FOR FREIGHT RATES ON LUMBER, LATH AND SHINGLES, SIDING, ETC. WE WILL SEND YOU A DELIVERED PRICE TO YOUR CITY

Freight Rates on Millwork

From Our Factories in OHIO or NEW JERSEY, Whichever Is Nearer Your Station

Refer to Opposite Side of This Sheet for Freight Classification to which the articles you are ordering belong. Find the approximate weight as quoted on the page where the articles are quoted. Then refer to this page and find under your state the name of the town nearest you. The freight rate to that town will be found to be almost if not exactly the same as the freight rate to your own station.

Shipping From Our Own Factories Direct to You saves you retail profits. Controlling our supply of lumber from the time it leaves the forests of the Pacific Coast, or the Southern forests, and manufacturing it in our own factories with the most improved methods, enables us to sell you millwork at the price retail dealers pay. The freight charges amount to very little as compared with the saving we make for you by handling it on the "direct from the factory to you" basis.

We Guarantee to Make You a Saving on Millwork, Lumber and Building Material after you have paid the freight charges. Upon receiving your materials, if you don't consider you have made a substantial saving you are at liberty to return them to us at our expense and we will return your money and any transportation charges you paid.

To Contractors and Builders, We Announce That We Make Shipment of Millwork and Lumber from OUR OWN FACTORIES. In our fireproof warehouses we carry in stock, ready for quick shipment, about 100,000 doors, 150,000 windows and millions of feet of moldings, together with other millwork products, **all in bright clean condition.** We crate all orders carefully, so that they reach destination in first class condition. You take no risk.

Prepared Felt Roofing and Building Papers will be shipped from CHICAGO, ILL., PHILADELPHIA, PA., ATLANTA, GA., MEMPHIS, TENN., or from some one of our factories or warehouses in your vicinity as shown in the description of the article, which will enable us to give you much quicker delivery, and the benefit of the **LOWEST FREIGHT CHARGES.**

NOTICE—Freight rates printed in heavy black face type are the rates per 100 pounds from OUR FACTORY in Newark, N. J. Those printed in light face type are the rates per 100 pounds from OUR FACTORY in Norwood, Ohio.

	1st Class Freight, per 100 Lbs.	2d Class Freight, per 100 Lbs.	3d Class Freight, per 100 Lbs.	4th Class Freight, per 100 Lbs.		1st Class Freight, per 100 Lbs.	2d Class Freight, per 100 Lbs.	3d Class Freight, per 100 Lbs.	4th Class Freight, per 100 Lbs.
ALABAMA—					MISSISSIPPI—				
Birmingham.....	\$1.63	\$1.39	\$1.14	\$0.90	Hattiesburg.....	\$1.97	\$1.67	\$1.38	\$1.08
Brewton.....	1.93	1.64	1.35	1.06	Jackson.....	1.84	1.56	1.29	1.01
Dothan.....	1.96	1.67	1.37	1.08	Natchez.....	2.00	1.70	1.40	1.10
Mobile.....	2.02	1.72	1.41	1.11	New Albany.....	1.56	1.33	1.09	.86
Montgomery.....	1.78	1.51	1.25	.98	NEW HAMPSHIRE—				
CONNECTICUT—					Berlin.....	.90	.79	.60	.43
Hartford.....	.57	.48	.41	.31	Concord.....	.79	.67	.56	.43
Waterbury.....	.57	.48	.41	.31	NEW JERSEY—				
DELAWARE—					Atlantic City.....	.60	.48	.38	.32
Dover.....	.65	.56	.44	.34	Trenton.....	.32	.27	.23	.16
Frankford.....	.70	.60	.50	.38	NEW YORK—				
DISTRICT OF COLUMBIA—					Albany.....	.60	.50	.42	.34
Washington.....	.70	.60	.50	.38	Buffalo.....	.79	.69	.55	.38
FLORIDA—					New York.....	.32	.27	.22	.16
Jacksonville.....	2.15	1.83	1.51	1.18	Syracuse.....	.67	.57	.48	.34
Miami.....	2.69	2.29	1.88	1.48	NORTH CAROLINA—				
Pensacola.....	2.02	1.72	1.41	1.11	Charlotte.....	1.44	1.23	1.08	.88
Tallahassee.....	2.06	1.75	1.44	1.13	Raleigh.....	1.33	1.14	1.00	.81
Tampa.....	2.38	2.02	1.67	1.31	Wilmington.....	1.44	1.23	1.08	.88
GEORGIA—					OHIO—				
Atlanta.....	1.64	1.39	1.15	.90	Columbus.....	.59	.50	.39	.30
Dalton.....	1.48	1.26	1.04	.81	Steubenville.....	.84	.71	.56	.42
Savannah.....	2.00	1.70	1.40	1.10	Toledo.....	.73	.62	.49	.37
Valdosta.....	2.00	1.70	1.40	1.10	PENNSYLVANIA—				
Waycross.....	2.03	1.73	1.42	1.12	Erie.....	.85	.75	.57	.40
ILLINOIS—					Harrisburg.....	.63	.54	.42	.32
Cairo.....	.89	.75	.60	.45	Philadelphia.....	.42	.34	.29	.23
Joliet.....	.81	.69	.54	.41	Pittsburgh.....	.85	.75	.57	.40
Rock Island.....	.92	.78	.62	.46	Scranton.....	.67	.57	.44	.32
Springfield.....	.84	.71	.56	.42	RHODE ISLAND—				
INDIANA—					Providence.....	.67	.60	.50	.38
Evansville.....	.75	.64	.51	.38	SOUTH CAROLINA—				
Fort Wayne.....	.66	.56	.44	.33	Charleston.....	1.95	1.66	1.37	1.07
Indianapolis.....	.57	.48	.38	.29	Columbia.....	1.79	1.52	1.25	.98
Richmond.....	.48	.41	.32	.24	Greenville.....	1.70	1.45	1.19	.94
South Bend.....	.76	.65	.51	.38	Sumter.....	1.85	1.57	1.30	1.02
KENTUCKY—					TENNESSEE—				
Frankfort.....	.89	.76	.62	.49	Jackson.....	1.32	1.12	.92	.73
Hopkinsville.....	1.12	.95	.78	.62	Knoxville.....	1.28	1.09	.90	.70
Louisville.....	.57	.48	.38	.30	Memphis.....	1.46	1.24	1.02	.80
Morehead.....	.97	.82	.68	.53	Nashville.....	1.25	1.06	.88	.69
MAINE—					VERMONT—				
Bangor.....	1.02	.90	.69	.50	Bennington.....	.67	.60	.50	.38
Millinocket.....	1.67	1.45	1.15	.85	Montpelier.....	.90	.79	.60	.43
Portland.....	.86	.73	.60	.43	VIRGINIA—				
MARYLAND—					Luray.....	1.03	.90	.70	.48
Baltimore.....	.65	.56	.44	.34	Marion.....	1.74	1.48	1.15	.79
Pocomoke.....	.70	.60	.50	.38	Richmond.....	.79	.67	.59	.47
MASSACHUSETTS—					Roanoke.....	1.14	.97	.79	.54
Boston.....	.67	.60	.50	.38	Rockymount.....	1.29	1.13	.97	.61
Pittsfield.....	.57	.48	.41	.31	WEST VIRGINIA—				
MICHIGAN—					Charleston.....	.73	.62	.49	.37
Bessemer.....	1.62	1.33	1.02	.74	Elkins.....	.99	.87	.66	.47
Detroit.....	.79	.67	.53	.40	Wheeling.....	.84	.71	.56	.42
Grand Rapids.....	.84	.72	.57	.42	WISCONSIN—				
Traverse City.....	1.03	.87	.69	.52	Ashland.....	1.62	1.33	1.02	.74
					La Crosse.....	1.51	1.23	.94	.67
					Madison.....	1.26	1.07	.83	.61
					Marinette.....	1.17	1.00	.79	.59
					Milwaukee.....	.90	.77	.61	.46

QUALITY ASPHALT ROOFING

Makes the Best and Cheapest Roof

GIVES A FIRE RESISTING ROOF THAT AFFORDS REAL PROTECTION

NO roofing materials will give you as much coverage per dollar nor as low roofing cost per year as our fire resisting asphalt roofings. They are by far the most economical roofings you can buy, whether for a brand new roof or for reroofing purposes. Easy and economical to put on.

Below are the comparative costs of different kinds of roofs for an average size house with a roof area of 16 squares (1,600 sq. ft.). Labor figured at \$1.00 per hour on all roofs. Cedar shingles laid 4 inches to the weather, or 900 shingles to the square (100 sq. feet). See for yourself how much you can save by using one of our guaranteed asphalt roofings; and also bear in mind that our prices are for a fire resisting roof that has passed the severest hot blast flame test and other tests of the Underwriters' Laboratories. They consider these roofings sufficiently fire resisting to affix their label for low insurance rate and safety.

**See How Easy
It Is
To Put On**

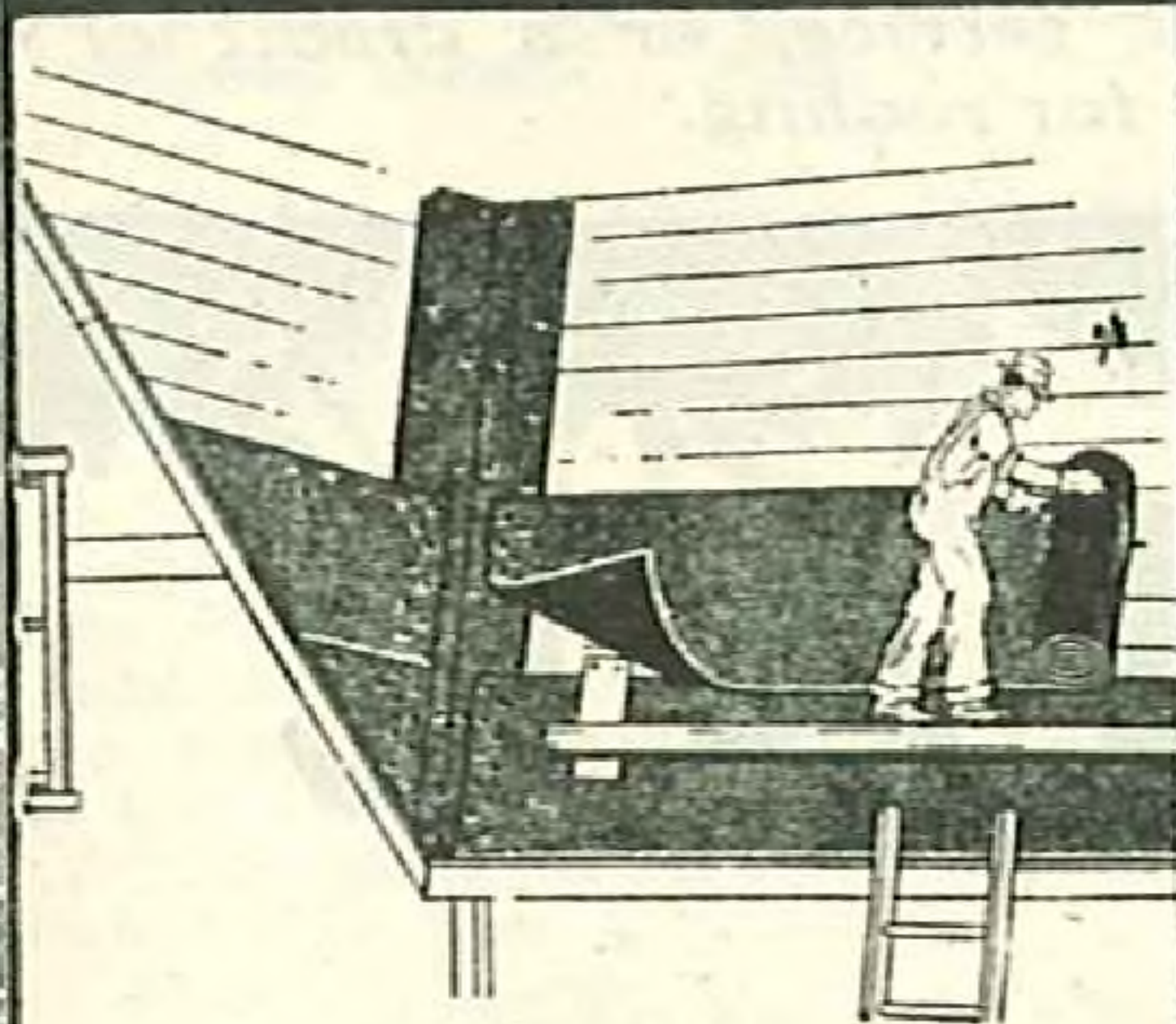


Figure 1—Showing how Valleys are put on before laying roof.

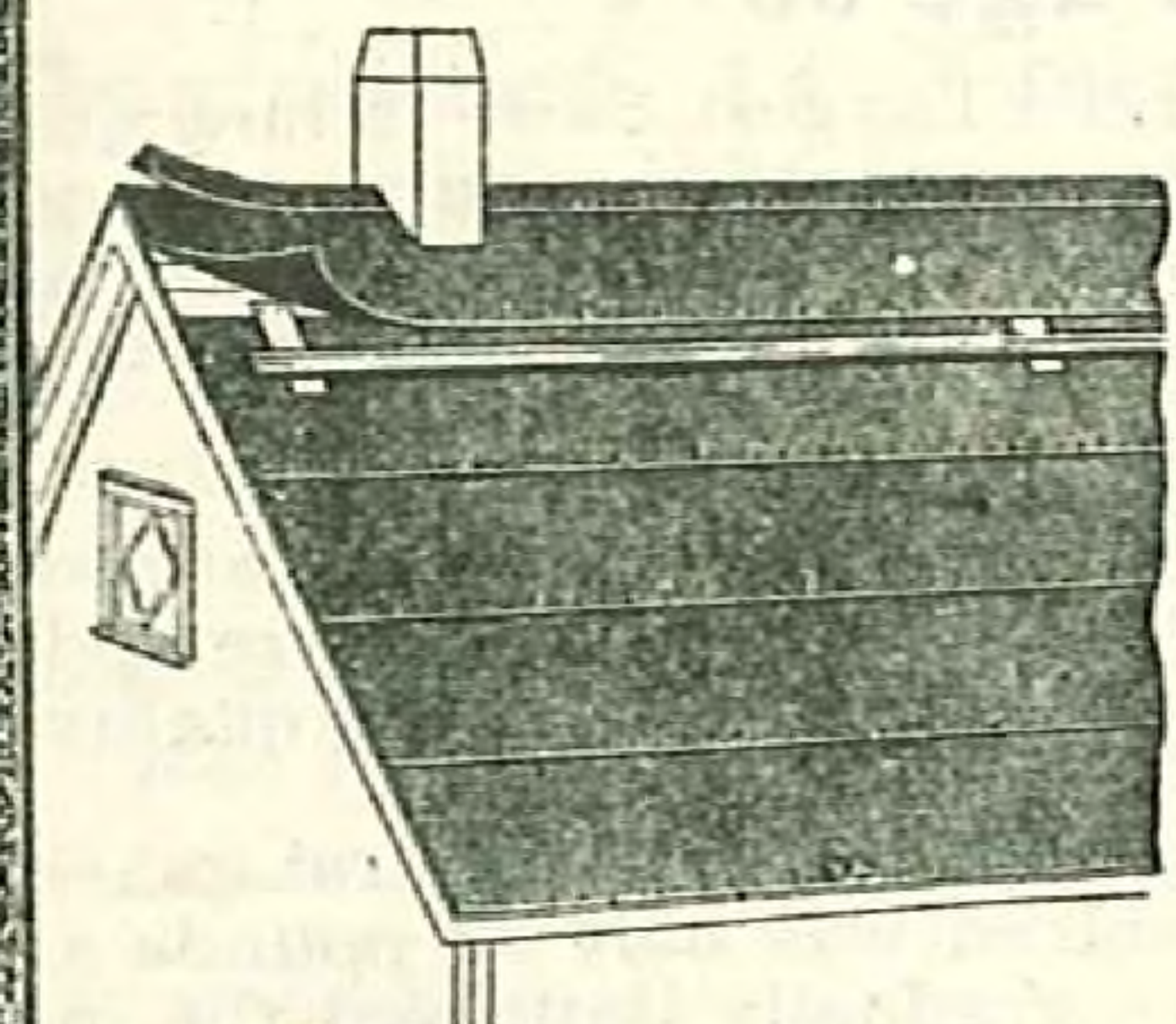


Figure 2—Roofing is laid from bottom up and capped at top.

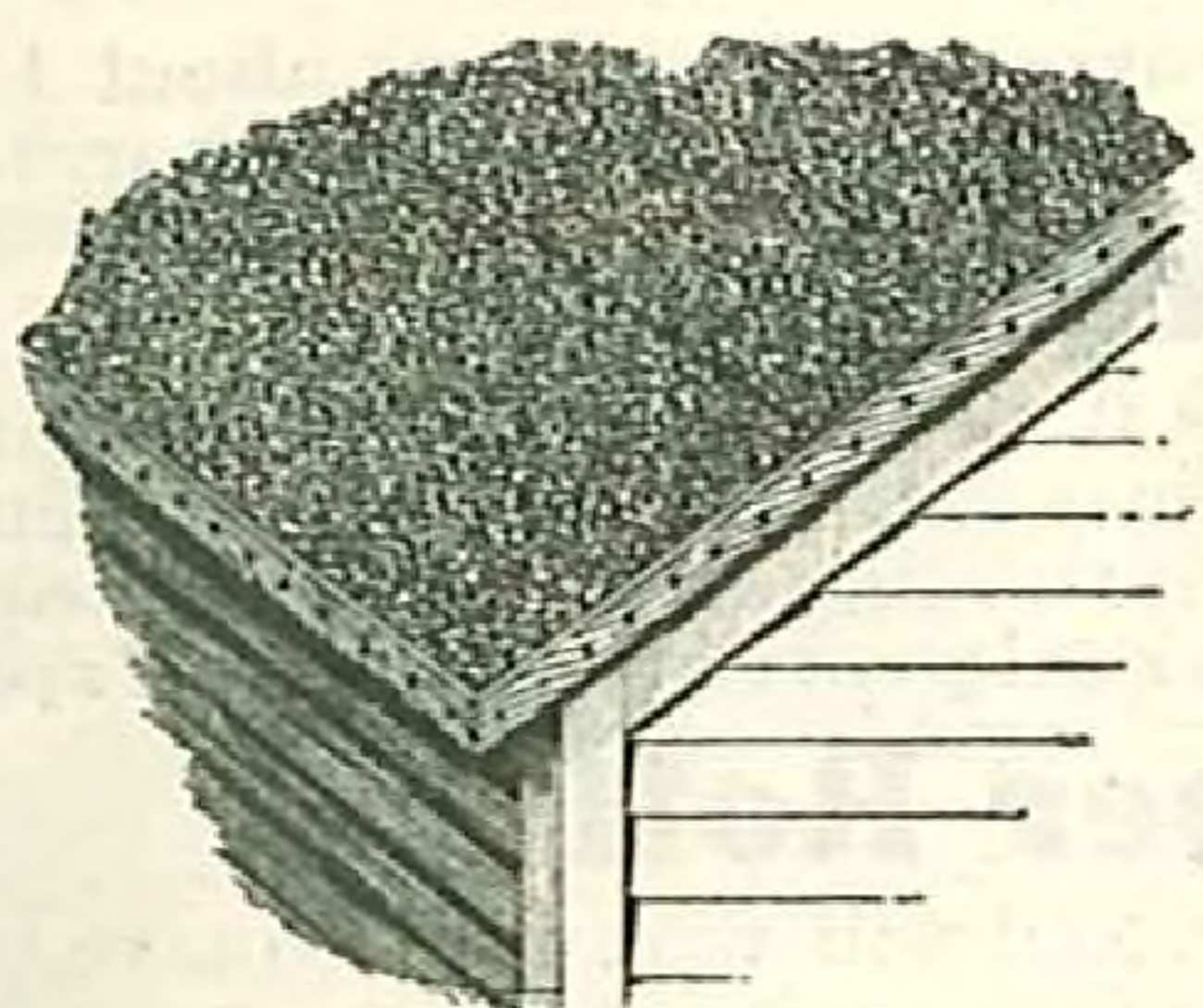


Figure 3—Method of finishing edges and corners.




Figure 4—Finishing around chimney with roofing cement.

These Figures Prove the Economy of Our Roofings

Kind of Roof	Cost of Material and Labor	Total Cost	Estimated Life of Roof	Cost per Year
Clear Cedar Shingles	Shingles \$86.40 Nails 5.47 Labor 57.60	\$149.47	12 Years Not Guaranteed	\$12.45
"Fire-Chief" Shingle Roll Roofing	Roofing 47.68 Labor 16.00	63.68	17 Years' Guarantee	3.75
"Oriental" Plain Slate Surfaced Roofing	Roofing 31.20 Labor 16.00	47.20	17 Years' Guarantee	2.78
"Best-of-All" Roofing, 65-lb.	Roofing 36.00 Labor 16.00	52.00	16 Years' Guarantee	3.25

These figures show vividly the tremendous economy of Sears Asphalt Roofings.

BUY ROOFINGS THAT OUTLAST THE GUARANTEE

Our Money-Back Guarantee Insures Satisfaction

Every one of our roofings is guaranteed unconditionally. You are assured the full life of service stated in each guarantee, whether it be 11 years or 17 years. When laid properly, our roofing far outlasts the guarantee. Many customers write us that roofing purchased from us over 20 years ago is still giving excellent service.

Lay It Fast—It Goes on Easy

Our asphalt roofings are easy to lay. Compared with shingling, laying an asphalt roof is an easy job that can be done remarkably fast. One width across the roof covers as much surface as can be covered with wood shingles in 3½ hours by an experienced shingler. It should take an inexperienced man only 16 hours to cover an average roof of 1,600 square feet with roll roofing, whereas a shingling job would take one man 58 hours just for shingling alone, while to remove the old shingles would require another 4 hours.

Our asphalt roofings can be laid right over the old roof. See illustration at right. This makes reroofing doubly easy and also gives practically double roofing protection. It also gives a warmer home in winter and a cooler one in summer, as the old shingle roof covered with our asphalt roofing acts as an insulating material.

For reroofing always use 1¾-inch roofing nails which are long enough to go clear through the old shingles, and you will be certain of a good job.

Here's the Right Way to Lay Roofing

It is best to start at the bottom, or eave, and work up to the ridge. Each width of roofing should be laid with the proper lap and nailed every foot along the upper edge to hold in place until the lap is completely nailed.

Be careful in working over the laid roofing that you do not punch any holes or drop loose nails on the finished roof.

To avoid buckling, start nailing in the center of the strip and nail towards the two ends.

Enjoy Lowest Factory-to-You Prices

We are the world's unquestioned leaders in honest, rock bottom roofing values. Twenty-five years' experience in roofing is behind our roofings. Right now there are over one million roofs covered with Sears, Roebuck and Co.'s roofing. Your roofing dollars have far greater purchasing power here than elsewhere.


EASY PAYMENT TERMS

On Asphalt Roofing and Shingles, Wallboard Building Paper, Walltile Sheet Plaster, Guttering, Metal Ceiling, Steel Roofing, Siding and Accessories

Amount of Order	Add for Easy Payments	First Payment With Order	Monthly Payments
\$25.00 to \$30.00	\$3.00	\$5.00	\$5.00
30.01 to 35.00	3.50	5.00	5.00
35.01 to 40.00	4.00	5.00	5.00
40.01 to 45.00	4.50	6.00	5.00
45.01 to 50.00	5.00	7.00	5.00
50.01 to 60.00	5.50	8.00	6.00
60.01 to 70.00	6.50	9.00	7.00
70.01 to 80.00	7.50	10.00	8.00
80.01 to 90.00	8.50	12.00	9.00
90.01 to 100.00	9.50	14.00	10.00


For amounts over \$100.00 write for Special Terms. When Ordering on Easy Payments Use Time Payment Order Blank from our big General Catalog.

Lay It Right Over the Old Roof



You don't have to remove the old roof in order to put on our asphalt roofing. Just lay it right over the old roof. The old shingles under our asphalt roofing act as an insulating material.

Highest Grade Guaranteed Roofing



We Guarantee

Oriental Slate Surfaced Asphalt Roofing for 17 years. If it does not give satisfactory service for a full 17 years, we will allow full credit for each year less than guaranteed. This applies to material only and not to application or nailing.

For example: If on July 1, 1930, you bought 20 rolls of 17-Year Guaranteed Roofing at \$1.95 per roll—total cost \$39.00—and on July 1, 1944, this roofing proves defective (giving 14 years' service), we will then allow the equal of 3 years' service, or a credit of \$6.90 on a new order for roofing.

ORIENTAL SLATE SURFACED ASPHALT ROOFING

For Easy Payment Terms, See Page 65

If you want to save money re-roof now! Don't wait longer! The World's Largest Store is now quoting low prices on Oriental Slate Surfaced Asphalt Roofing. You get high quality, guaranteed service at the greatest possible saving. Many brands of roofing that do not give nearly as satisfactory service as Oriental are still selling for \$3.00 to \$3.50 per roll. Estimate the amount of roofing you will need at once and send us your order today.

Guaranteed for 17 Years

Our Guarantee for Roofing is the outgrowth of over 25 years' experience in the manufacture and sale of ready roofing by the World's Largest Store. It is with the knowledge of high and long lasting quality that we can guarantee our roofing for a longer period, because our roofing lasts longer than we claim.

Sears, Roebuck and Co. were first to guarantee ready roofing for a term of years. Our first guarantee was for 12 years. The weight of our Oriental Roofing when first guaranteed was only 80 pounds a roll. Yet customers have written that this roofing lasts much longer. We have gradually improved the quality and increased the weight of our roofing until it now weighs 85 to 90 pounds per roll, and with each change in quality we extended the number of years in our guarantee. Now Oriental Slate Surfaced Asphalt Roofing, one of the best prepared roofings made, is guaranteed for 17 years! Right now, there are more than one million roofs covered with Sears, Roebuck and Co.'s roofing.

It Protects Your Home From Fire

By using Oriental Slate Surfaced Asphalt Roofing instead of wood shingles, you can save about 12 per cent on fire insurance in most localities. This roofing is listed as standard by Fire Underwriters' Laboratories.

Heavy - Durable - Weatherproof

Extra heavy and durable. Snowproof and sunproof. Rain only washes it clean. Good in every climate. Better than wood shingles. Can be laid over old shingles, saving the expense and dirt in tearing them off. Suitable for buildings with a roof having a pitch of 1½ inches or more to each running foot. Has a beautiful red or green slate color that will not fade. An excellent value! Gives real protection against sparks.

Weight - 85 to 90 Pounds per Roll

Including nails and cement. Contains 108 square feet, all in one piece, and will cover 100 square feet of roof surface.

For New Roofs

Oriental Slate Surfaced Asphalt Roofing, complete with 1-inch large headed galvanized roofing nails and cement for laps. Roll covers 100 square feet. **Not Prepaid.**
48YM2163—Red.
48YM2162—Green.
Guaranteed 17 years.

\$195
Per Roll

For Over Old Shingles

Complete with 1¾-inch large headed galvanized roofing nails to lay over old shingles and cement for laps. Roll covers 100 sq. ft. **Not Prepaid.**
48YM1479—Red.
48YM1476—Green.
Guaranteed 17 years.

\$205
Per Roll

CAUTION! When Choosing Slate Surfaced Roofing, Buy Only Roofing With 2-Inch Water-tight Lap Joint. If slate or pebbles lie between the two layers of roofing, the joints will loosen up and leak.

Shipped freight or express NOT PREPAID. For shipping point nearest you see page 67.

For Easy Payment Terms, See Page 65.

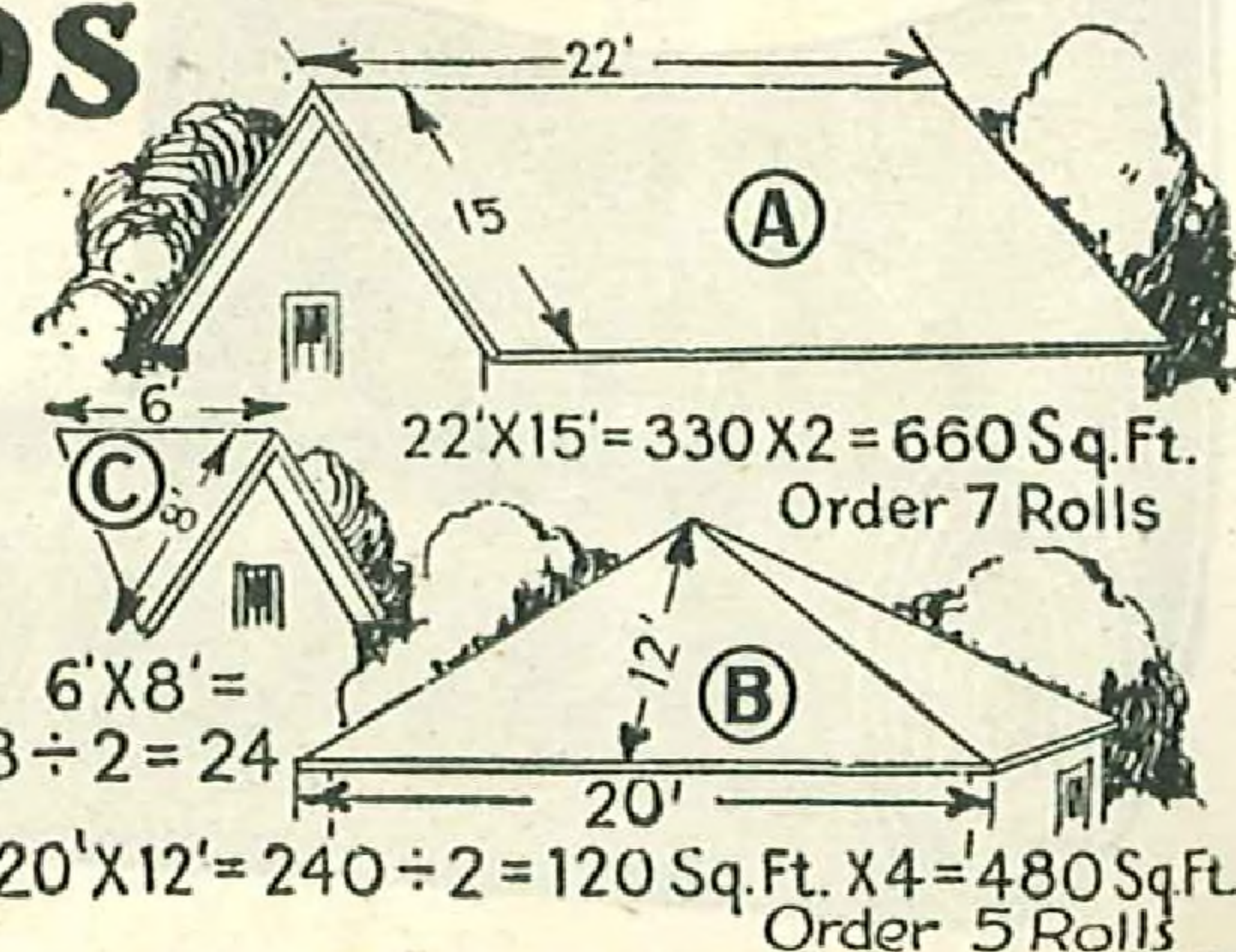
EASY to FIGURE YOUR NEEDS

FOR GABLE ROOFS (Figure A) multiply roof length (22) by rafter length (15) for number of square feet on one side (330). Multiply by 2 for number square feet both sides (660). Divide by 100 to get number rolls of roofing needed.

FOR HIP ROOFS (Figure B) multiply roof length (20) by distance from peak to edge (12), for square feet (240), divide by 2 for number square feet on that side (120). For square roof multiply by 4 to get total area (480). Divide by 100 for number rolls of roofing. If roof is not square get area of each side separately.

FOR DORMERS AND GABLES (Figure C) multiply length (6) by longest rafter (8) for area 2 sides. Divide by 2 for area one side. Order full rolls or bundles.

Order roofing packed with 1¾-inch nails if to be laid over old wood shingles. Use 1-inch nails for roofing applied directly to sheathing. For asphalt shingles order nails separately. We will be glad to estimate your needs, if you will send us the dimensions of your roof.



Listed as Standard by Fire Underwriters' Laboratories

After blowing a stream of hot blast flame against our Best-of-all roofing and our Oriental Slate Surfaced roofing and shingles, and testing them for construction, durability, pliability, thickness, weight, fire resistant properties, strength, uniformity, insulation, etc., the Underwriters Laboratories considered them sufficiently fire resisting to recommend them for approval.

Then, after exposing these roofings to an extreme heat by keeping them within a few inches of a large piece of cast iron, heated to a white heat and, at the same time, blowing a hot blast against the roofings for a considerable length of time, the Fire Underwriters Laboratories again considered them sufficiently fire resisting to recommend them for approval, for low insurance rate and safety.

BEST-OF-ALL SMOOTH FINISH ROOFING

The Best Smooth Roofing Made!

Leading roofing experts say: "Best-of-all is the best smooth finish roofing made." It is the most economical asphalt roofing you can buy. Outwears wood shingles, or tar roofing. Three weights, medium, heavy and extra heavy. Lay it right over roof boards or your old wood shingles. Just the roof for homes, sheds, garages, factories, farm buildings and warehouses. Heavy and extra heavy grades are listed as standard by the Fire Underwriters Laboratories—saving you at least 12 per cent fire insurance in most localities.

Highest Quality Materials Used

Made from highest grade materials. Every roll made to our own tested and tried formula. The blending of the asphalt is controlled by our special process and by actual test lasts longer than the years specified in our liberal guarantee. Only thick, heavy felt, best grade asphalt and other quality materials are used. It is double coated and surfaced, giving a black, smooth finish. Absolutely waterproof! Will not melt or evaporate; elastic, pliable and tough. Free from odor. Will not discolor rain water. Each roll contains 108 square feet, and will cover 100 square feet of roof surface.

Guaranteed 14 Years

48YM3032—Heavy Weight—55-pound rolls. **\$185**
Listed as standard by Fire Underwriters Laboratories. **Per Roll**
Complete with 1-inch Galvanized Nails and Cement for Laps. Not Prepaid.

For over Old Shingles. Complete with 1 1/4-inch Galvanized Nails to lay over old shingles and Cement for Laps. **\$195**
48YM911—Heavy weight **Per Roll**
—55-pound rolls. Not Prepaid

Guaranteed 11 Years

48YM3031—Medium Weight—45-pound rolls. **\$155**
A lighter weight roofing than the Heavy and Extra Heavy weights. Will give many years of roofing service and is far better than most lower priced roofings. Complete with 1-in. Galvanized Nails and Cement for laps. Not Prepaid. **Per Roll**

Composition Roofing

Made of felt, saturated with asphalt, has smooth finish on both sides. Satisfactory, where long wear or fine appearance is not necessary. Furnished with cement and nails (not galvanized). **98¢**
48YM3111—Light weight **Per Roll**
35-pound roll. Not Prepaid.

Guaranteed 16 Years

48YM3033—Extra Heavy Weight—65-lb. rolls. **\$225**
Listed as standard by Fire Underwriters Laboratories. **Per Roll**
Complete with 1-inch Galvanized Nails and Cement for Laps. Not Prepaid.

For over Old Shingles. Complete with 1 1/4-inch Galvanized Nails to lay over old shingles and Cement for Laps. **\$235**
48YM912—Extra Heavy Weight—65-pound rolls. **Per Roll**
Not Prepaid.

Average weight per roll is shown. We do not pre-pay transportation charges on roofing.

SMOOTH FINISH
Roll covers 100 Sq. Ft.

Sold on Easy Payment Terms. See Page 65.

Famous FIRE CHIEF Roofing

Attractive Shingle Design—Guaranteed 17 Years

Protects Against Fire From Flying Sparks

Fire-Chief has a perfect shingle design and looks just like painted wood shingles when laid on the roof. Two colors, red or green. The shingle pattern is made with inlaid lines of black asphalt, which form a shingle design which is strikingly natural, permanent and beautiful. See illustration at left.

Fire-Chief is absolutely reliable in all climates and weather. It excludes snow and rain better than wood shingles. It is airtight and watertight, and defies heat and cold.

Fire-Chief is made of the highest quality roofing materials. Our formula and process for making it have been used for many years. It has been put to the severest tests. Roofing laid 17 years ago is practically as good as the day it was laid.

Fire-Chief is thick, strong and durable. It does not rust or decay. It is warmer than wood shingles and costs less than half. Economical to lay over old shingles, giving double roof protection.

Fire-Chief is made of heavy felt, saturated with the highest grade of imported elastic asphalt and surfaced with the choicest natural slate in non-fading red or green colors. Listed as Standard by the Fire Underwriters' Laboratories. Guaranteed for 17 years. See top of page 66 for explanation of guarantee.

Weight, per roll, including nails and cement, 85 to 90 pounds. Contains 108 square feet; will cover 100 square feet, all in one piece.

CAUTION—Buy only roofing with 2-inch Watertight Lap Joint. If slate or pebbles lie between the two layers of roofing, joints will loosen up and leak.

For New Roofs

Fire-Chief Shingle Design Asphalt Roofing complete with 1-inch large headed galvanized roofing nails and cement for laps. Not Prepaid. **\$298**
48YM488—Red. **Per Roll**
48YM489—Green.

For Over Old Shingles

Fire-Chief Shingle Design Asphalt Roofing, complete with 1 1/4-inch large headed galvanized roofing nails to lay over old shingles and cement for laps. Not Prepaid. **\$308**
48YM167—Red. **Per Roll**
48YM172—Green.

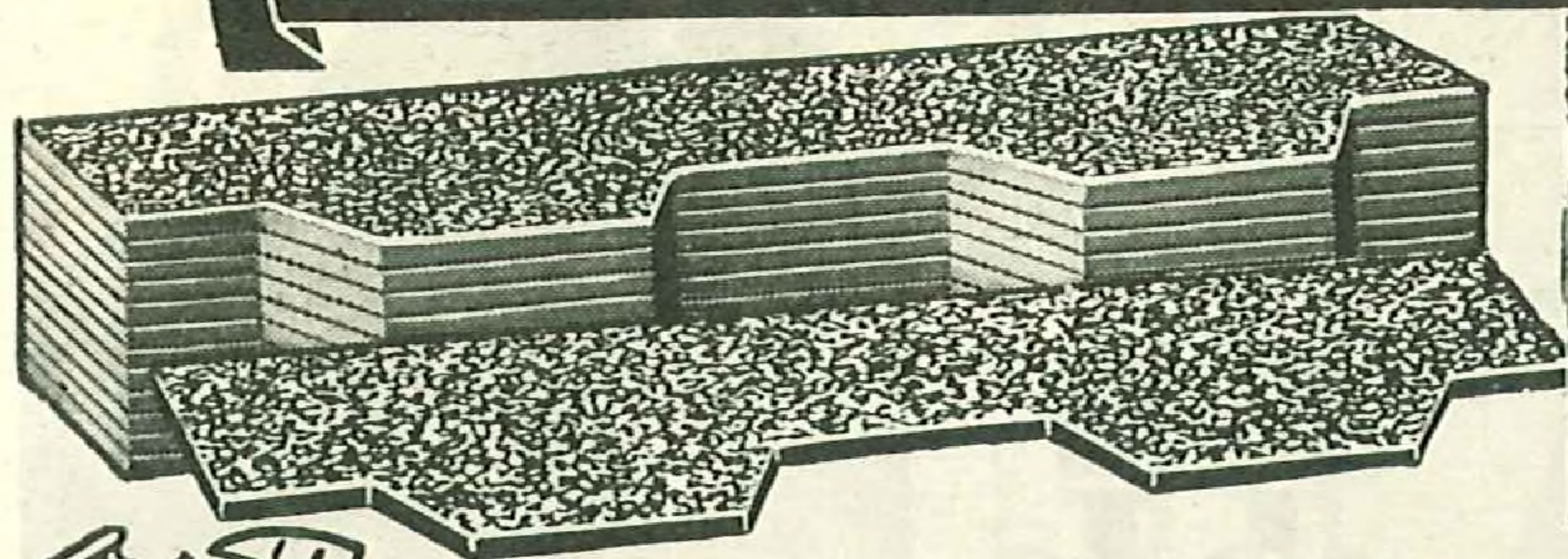
Sold on Easy Payment Terms. See Page 65.

Quick Shipments and Low Freight Rates Wherever You Live

Our roofing warehouses are located in many sections of the country. Below we list locations and shipping points of our largest roofing factories and warehouses. See how close we are to your home! You save on price of the good roofing, and you also save money on the short haul freight charges. Shipped from **CHICAGO, PHILADELPHIA, BOSTON, NEWARK, N. J., ALBANY, N. Y., CENTRAL N. Y., WESTERN N. Y., YORK, PA., SOUTHERN ILL., NORTHERN ILL., DETROIT, MICH., SOUTHERN OHIO, KANSAS CITY, MO., MINNEAPOLIS, MINN.**



SLATE SURFACED SHINGLES



Guaranteed
ON THE BASIS OF
17
YEARS



HEXAGON STRIP Heavy Weight — Slate Surfacted ASPHALT SHINGLES

Guaranteed 17 Years

Here is an ideal shingle for those who wish a roof that is pleasingly modern in design, and which affords a welcome change from the plain shingle pattern.

Make your home more attractive and increase its resale value with a new roof of these Hexagon design shingles, which combine beauty with utility at no extra cost. Hexagon shingles are fire resisting and spark-proof. Listed as Standard by Fire Underwriters' Laboratories. Lay them and save the cost of expensive repairs. Also save as much as \$100 over prices elsewhere on a single roof. Save even more by laying them yourself. Easy to lay. Do not curl or warp nor blow up in the wind.

Hexagon shingles are the result of over 25 years of manufacturing experience. Home owners and contractors praise them enthusiastically. Made of heavy felt and best grade of imported asphalt. Surfacted with a heavy layer of crushed slate in beautiful natural colors of Red, Green and Color-blend, which is a pleasing blend of red, green and tan. Red-tone and Green-tone color combinations consist of set of five shingles each of a different color with red or green predominating and when laid on the roof, as they come from the bundles, they blend into a beautiful Red or Green Tone. Each bundle will cover 50 square feet of roof surface. Easy Payment Terms if desired. See page 65. **Not Prepaid.**


Catalog No.	Color	Shipping Wt., per Bundle	Per Bundle (Covers 50 Sq. Ft. of Roof Surface)
48YM483	Red	80 pounds	\$2.25
48YM482	Green	80 pounds	2.25
48YM481	*Color-blend	80 pounds	2.45
48YM486	Greentone	80 pounds	2.45
48YM487	Redtone	80 pounds	2.45

WE DO NOT PAY FREIGHT ON ITEMS ON THIS PAGE

\$2.25
AND UP

Per Bundle of 50 sq. ft., Not Prepaid.

SAMPLES—If you prefer to see samples of these roofings before ordering, ask for Sample Folder PD8573BM.



Listed as
Standard by
Fire Under-
writers'
Labora-
tories

\$2.60
AND UP

Per Bundle of 50 sq. ft., Not Prepaid.

Guaranteed
for 17 Years

4-in-1 Strip Heavy Weight Slate Surfacted Asphalt Shingles

Our 4-in-1 Strip Shingles make a very attractive roof. Furnished in red or green crushed slate in natural unfading colors—also in Color-blend which is a pleasing blend of red, green and tan slate. Look like individual shingles and can be laid nearly four times as fast and with much less expense. We believe these 4-in-1 Shingles are the **very best made.** They are beautiful, fire resisting and economical. Will not warp, curl or blow up in the wind. Climate will not affect them.

Ideal for a new house or for re-roofing right over the old roof without removing shingles. Guaranteed for 17 years.

Made of heavy felt, saturated with best grade of imported asphalt and crushed slate. 4-in-1 shingles are listed as standard by Fire Underwriters' Laboratories. Each shingle is furnished in two sizes: 10 inches or 12½ inches wide. Two bundles of 10-inch shingles will cover 100 square feet of roof surface giving two complete thicknesses all over the roof. Three bundles of 12½-inch shingles will cover 100 square feet of roof surface giving three complete thicknesses. Our Easy Payment Plan is explained on Page 65. **Not Prepaid.**

Catalog No.	Color	Width of Strips	Shipping Weight, per Bundle	Per Bundle, Not Prepaid
48YM2931	Red	10 inches	100 Pounds	\$2.60
48YM2930	Green	10 inches		2.60
48YM2933	*Color-blend	10 inches		2.85
48YM1288	Red	12½ inches	82 Pounds	2.10
48YM1289	Green	12½ inches		2.10
48YM1291	*Color-blend	12½ inches		2.25

Galvanized Roofing Nails

One and one-quarter pounds of 1-inch nails per bundle to lay shingles on roof boards. Order two pounds of 1¼-inch nails per bundle to lay over old roofing.

48YM3041
Nails, 1-inch long.
Per pound.....\$0.08
100-lb. keg.....7.50

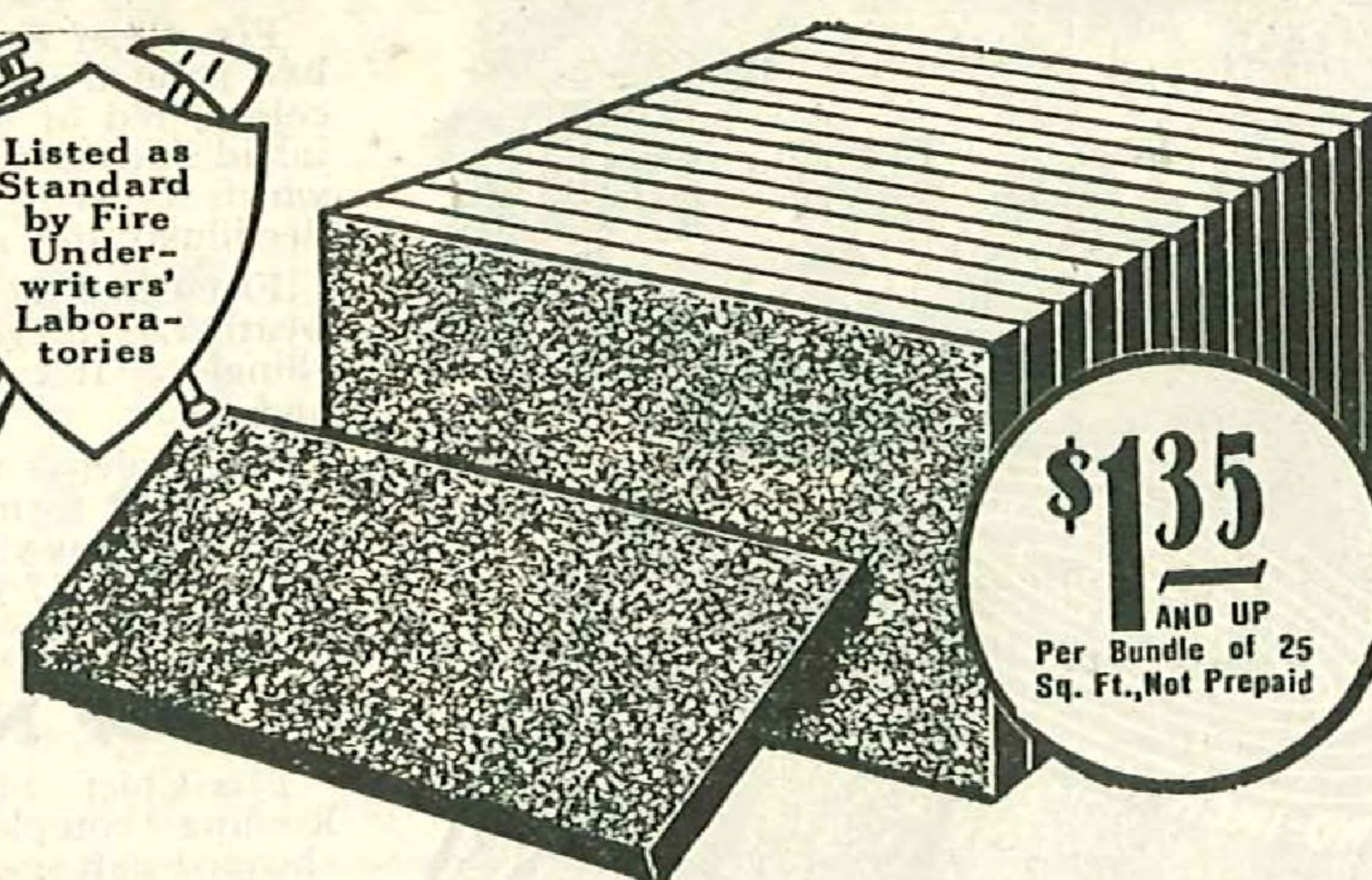
48YM2976
Nails, 1¼-inch long.
Per pound.....\$0.08
100-lb. keg.....7.50

All shingles and nails shipped **Not Prepaid.**

Slate Surfacted Asphalt Shingles

Guaranteed
17 Years

Individual
Style



\$1.35
AND UP

Per Bundle of 25 Sq. Ft., Not Prepaid

**Sold on Easy Payments
See Page 65**

**All Material on This Page
Shipped From Points
Shown on Page 67**

Slate Surfacted Asphalt Ridge and Flashing

For ridge or flashing around chimneys. To be used with any of our asphalt roofings or shingles or as a starting strip under the first row of shingles at the eaves. Lengths of roll, 25 feet. Width, 8 inches. Wt., 13 lbs. **Not Prepaid.** (Not illustrated.)

48YM9608—Surfacted with Crushed Red Slate, per roll.....45c

48YM9609—Surfacted with Crushed Green Slate, per roll.....45c

48YM9611—Surfacted with Color-blend, Slate, red, green and tan mottled. Per roll.....50c

Slate Surfacted Asphalt Valley

Made of same material as is used in making above shingles—16 inches wide and 25 feet long. Weight, per roll, 25 pounds. **Not Prepaid.**

48YM9615—Green. Per roll.....80c

48YM9616—Red. Per roll.....80c

48YM9617—Color-blend, red, green and tan mottled. Per roll.....85c

Best-of-all Smooth Finish Asphalt Valley

Made of same material as our extra heavy grade Best-of-all Roofing.

48YM9607—Length of roll, 25 feet. Width, 16 in. Weight, 21 pounds. **Not Prepaid.** Per roll.....75c

Oriental Slate Surfacted Shingles Are Manufactured in Strict Accordance with U. S. Government Bureau of Standards and Specifications

BEAUTIFUL red, green, blue-black, and blended color slate surfaced shingles. Give triple protection and insulation. Furnished in two sizes, 9x12 or to be laid 4 inches and 12x16 to be laid 5 inches, to the weather. One bundle covers 25 sq. ft. of roof surface. Fire resisting and guaranteed. The 12x16 shingles are extra heavy known as Jumbo Weight. Our low price enables you to save as much as \$100.00 over prices elsewhere on a single roof. Quick service. Large stock ready for immediate shipment. Guaranteed 17 years. **Not Prepaid.**

Catalog No.	Color	Wt., per Bdl., Lb.	Approx. Size	Per bdl. to cover 25 sq. ft. roof surface
48YM2926	Red	60	9x12	\$1.35
48YM2927	Green	60	9x12	1.35
48YM2929	*Color-blend	60	9x12	1.45
Jumbo Weight—Individual Style				
48YM1281	Red	75	12x16	\$1.75
48YM1282	Green	75	12x16	1.75
48YM1283	Blue-black	75	12x16	1.75
48YM1284	*Color-blend	75	12x16	1.85

*A Color-blend shingle has a pleasing blend of red, green and tan slate producing a pleasing mottled effect.

For Shipping
Point Nearest
You see
Page 67

USE TINTED WALL BOARD

For New or Old Buildings—Makes a Ceiling That Can't Fall Down

OUR 4-ply Wood Fiber Wall Board has many uses. You can line your garage, finish attic rooms, make extra rooms in basement and use it right over cracked plaster. Our wall board is easy to put up. It does not require painting, as it comes to you tinted green one side, cream on the other side.

Buy Now at These Low Prices!

Why pay more for the same quality 4-ply compressed Wood Fiber Wall Board, sold elsewhere under another name? It has so many uses where economy and quick, clean work are essential in homes, offices, lodges, halls, garages and stores. Anyone can easily apply this wall board with excellent results. No experience needed, all you need is a saw and a hammer. Rooms are ready for occupancy as soon as WALL BOARD is applied. No unsightly muss to clean up afterward as with lath and plaster.

Our Wall Board Costs You Less! Why Pay More?

WALL BOARD provides the most economical wall finish because it is ready to use, tinted light green on one side and cream on the other. No need for paint. Nails won't split it. Comes 32 or 48 inches wide and in varying lengths from 6 to 10 feet.

Wall Board and Panel Strips shipped from CHICAGO, NEW-ARK, N. J., WESTERN NEW YORK or SOUTHERN ILLINOIS. Not Prepaid. Carefully bundled for shipment. We guarantee safe delivery, but to avoid damages order at least three sheets.

39¢ Per Sheet And Up




We Do Not Pay Freight on Items on This Page

NEW LOW WALL BOARD PRICES
48YM3196—Sheets 32 or 48 inches wide and 6 to 10 feet long. State length and width wanted. $\frac{3}{4}$ inch thick. Tinted light green on one side, cream on the other side.

Width, In.	Length, Feet	No. Sq. Ft. Sheet	Shpg. Wt., per Sheet	Per Sheet Not Prepaid
32	6	16	9 lbs.	39c
32	7	18 $\frac{2}{3}$	11 lbs.	46c
32	8	21 $\frac{1}{3}$	12 lbs.	52c
32	9	24	14 lbs.	59c
32	10	26 $\frac{2}{3}$	15 lbs.	65c
48	6	24	14 lbs.	59c
48	7	28	16 lbs.	69c
48	8	32	18 lbs.	78c
48	9	36	20 lbs.	88c
48	10	40	22 lbs.	98c

Wood Panel Strips

FOR USE with wall board. Size, $\frac{5}{16}$ x $1\frac{1}{4}$ inches.
48YM7922—Per 100 feet. Shpg. wt., 12 lbs. Not Prepaid.....\$1.00



Wall Board and Building Paper Sold on Easy Payment Terms See Page 65

BUILDING PAPERS *Save Heat*

Just the thing for homes, garages, poultry houses, barns, cellars and storerooms. Keeps your buildings warm in winter, cool in summer. Saves fuel, saves money. Our low prices quoted here save you even more. These fine building papers are used by thousands of builders. We recommend them for standard quality, highest values. Manufactured from select material. We believe them to be the best building paper values you can buy. All building papers and felts shipped from our store. Ask for samples.

TARRED FELTS

Tarred felt is one of the best kinds of building paper for lining floors and for use between sheathing and siding. Used under stucco and brick veneers; also for gravel roofs. Made of carefully selected felt thoroughly saturated with redistilled American coal tar. Not Prepaid.

48YM3050—Tarred Felt. 216 sq. ft. per roll. Wt., per roll, 54 lbs.\$1.75

We recommend this for all first class jobs, because it is the thickest. Used extensively for roofing temporary buildings. It makes an excellent insulation felt and should be used under all floors.

48YM3054—Tarred Felt. 432 sq. ft. per roll. Wt., per roll, 62 lbs.\$1.98

DEADENING FELT

Deadening Felt between floors and walls deadens annoying sounds; also used under linoleums and rugs. Made of good grade soft pliable felt. Adds much to the warmth and value of your building. All rolls 36 inches wide and cover 450 square feet. Made in two weights, 1 lb. and $1\frac{1}{2}$ lbs. per sq. yd. Take advantage of this low price and order now. Not Prepaid.

48YM3004—Heavy Deadening Felt. Shipping weight, per roll, 50 pounds.....\$2.20
48YM3006—Extra Heavy Deadening Felt. Shipping weight, per roll, 75 pounds.. 3.25

RED ROSIN PAPER

Used everywhere under siding and between floors, as lining for freight cars, crates, boxes and barrels. Saves contents from dust and dirt. Makes dwellings warmer and drier. Rosin sized. We recommend Leader Brand as the thickest, toughest and most durable, but Competition Brand is a fair grade. Each roll 500 sq. ft.

48YM3000—Leader Brand, 36 in. wide. Wt., 40 lbs. Per roll, Not Prepaid.....90c
48YM3007—Competition Brand, 36 in. wide. Wt., 20 lbs. Per roll, Not Prepaid.....45c

Waterproof Building Paper

Made of two layers of paper held together with a layer of tar. Not Prepaid.
48YM3003—Waterproof Building Paper. Wt., 20 lbs. Per roll.....75c

Blue Plaster Cardboard

Less than one-half of a cent a square foot for our Fulton Brand Blue Plaster Cardboard. Used as a low priced material for ceiling and above wainscoting; also used in buildings where a low cost interior finish is desired. Good for lining garages and poultry houses. Keeps out wind and cold.

A heavy paper, about the thickness of ordinary cardboard with smooth surface. Made only in "A" grade from carefully selected stock. Strong and durable. A pleasing shade of blue. Easily put on with ordinary large headed tacks or 6-oz. bill posters' tacks. For sheathing purposes it would be hard to obtain a warmer, stronger or tougher material. Rolls are 36 inches wide.

48YM3012—Blue Plaster Cardboard, 250 square feet per roll....75c
Wt., per roll, 30 lbs.

48YM3013—Blue Plaster Cardboard, 500 square feet per roll.....\$1.48
Weight, per roll, 60 lbs. Not Prepaid.

Well Sheathed Houses Are Warmest



As Low as

75¢

Per Roll of 250 Sq. Ft. Not Prepaid

INSULATE AGAINST HEAT AND COLD SAVE FUEL

Save \$15.00 to \$25.00 every winter on your coal bill! Keep out winter's cold by insulating your walls and roof with these high quality insulating materials.

Use WALLTITE as a base for plaster, instead of lath; also in place of wood for sheathing outside walls. By actual test WALLTITE gives 33 1/3 per cent more protection against heat and cold! Will cut your coal bill one-fourth to one-third.

SEALTITE, the flexible insulation, is equally effective. It is tucked between the studs and joists of walls, ceilings, floors and roofs. It is a heavy weatherproof fire resistant blanket and has few equals among flexible type insulations.

WALLTITE

Build with WALLTITE and prepare your home for year round comfort through severest cold or summer heat. Save on your coal bills by insulating with WALLTITE.

Actual tests prove WALLTITE gives one-third greater insulating protection from heat or cold than wood; also deadens sound. WALLTITE gives greatest heat economy when placed in the roof, the point of greatest heat loss.

WALLTITE is easily and quickly handled. No waste. Comes in boards, 3/16 inch thick, 48 inches wide and from 6 to 10 feet in length, to nail to studding the same as sheathing lumber. It can then be covered with clapboards, or brick veneer, or stucco.

Used on the inside walls in place of lath, WALLTITE forms a perfectly solid bond with plaster. When used on both inside and outside walls, it gives practically double insulating results and double fuel economy. When constructing new homes use it (1) for sheathing, (2) on the underside of roof rafters, and (3) under the attic floor. Fine for enclosed porches or any place where greater warmth is desired. **Not Prepaid.**

48YM3204—Walltite Insulating Board. 3/16 inch thick.					
Size of Sheets	Wt., per Sheet	Per Sheet	Size of Sheets	Wt., per Sheet	Per Sheet
48x72	15 lbs.	\$1.02	48x108	22 lbs.	\$1.51
48x84	17 lbs.	1.18	48x120	24 lbs.	1.68
48x96	19 lbs.	1.34			

Walltite is shipped from CHICAGO, NEWARK, N. J. or MINNEAPOLIS, MINN. If you prefer to see a sample before ordering, write us.

SEALTITE

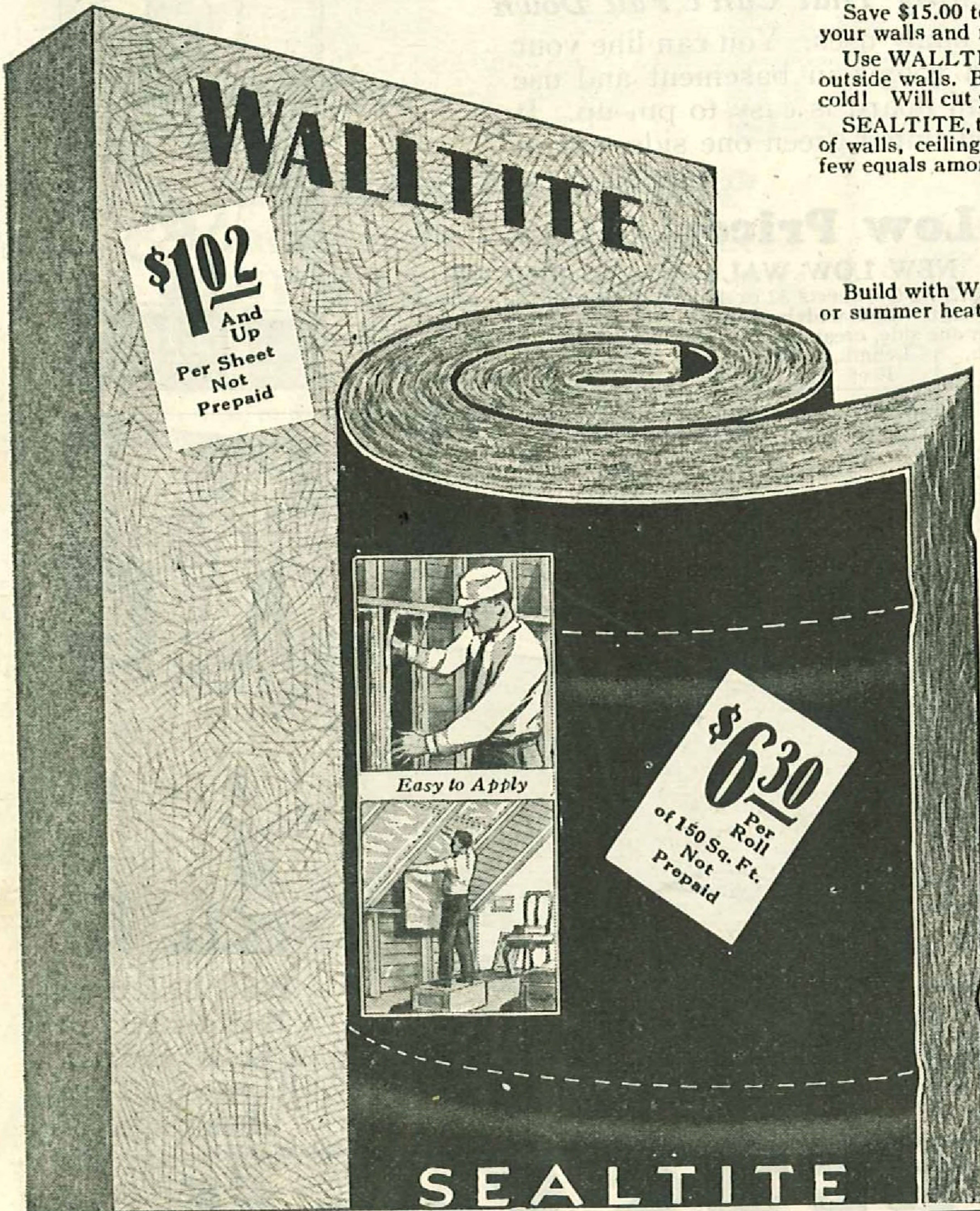
REG. U. S. PATENT OFFICE

SEALTITE provides the most efficient sound deadener and cold and heat insulator. It is verminproof, everlasting and fire resistant. Easily applied in frame construction, brick veneer, stucco or metal lath, or tile and brick walls. Tuck it in like a quilt or blanket. Place it between roof rafters, between floor joists, between studding or applied to outside of studding beneath sheathing.

SEALTITE is made of a layer of chemically treated hair, interwoven and fitted together to form a uniform hairfelt. This hairfelt is sewed between two layers of special heavy waterproof asphalt paper. Send for a sample.

Instructions for applying sent with each order. Furnished in rolls either 18 inches wide and 100 feet long for tucking between studs and rafters, or 36 inches wide and 50 feet long, for use over studs, under sheathing and roof boards. Each roll weighs 75 pounds, 1/2 inch thick. Specify width desired when ordering. Send for sample. Shipped from MILWAUKEE, WIS.


48YM3201—Per roll containing 150 square feet. Shipping weight, 75 pounds, **Not Prepaid**. \$6.30



Goodwall

PLASTER BOARD

Makes a plastered ceiling that cannot crack or loosen. Ideal for repairing old ceilings.



Resists Fire! Burning Oily Waste Won't Ignite It!

Protect your home or garage at low cost against fire. In actual tests GOODWALL resists the leaping flames of burning, oily waste and rubbish—just such materials as so commonly start big fires! Every garage should be lined with GOODWALL.

GOODWALL helps protect you from loss by fire, insulates your home against winter cold and summer heat and deadens sound. Home owners and contractors declare GOODWALL is better than lath as a base for plaster. GOODWALL is a hard, gypsum rock plaster of even thickness with a sheet of heavy gypsum impregnated cardboard on each side. Comes in sheets, 1/2 inch thick, various sizes. It will not chip or break when nailed and can be sawed, or broken with a clean edge. Makes a rigid inside wall that can be immediately painted, papered or plastered. Gives a smooth, dry, clean vermin-proof wall. Use 4 Penny nails. On Car-load quantities special prices are shown below.

Prepared First Coat Plaster

For 1/2-inch first coat order 150 lbs. for each 100 sq. ft. of surface. Add only water. Instructions supplied. Shipped in strong bags from factory. **Not Prepaid.**

48YM2999—Per 100-lb. bag..... **65c**

Prepared Second Coat Plaster

Order this plaster for white finish coat. Fifty pounds will cover 100 sq. ft. of surface 1/2 inch thick. Add only water. Instructions supplied. Shipped from factory in bags. **Not Prepaid.**

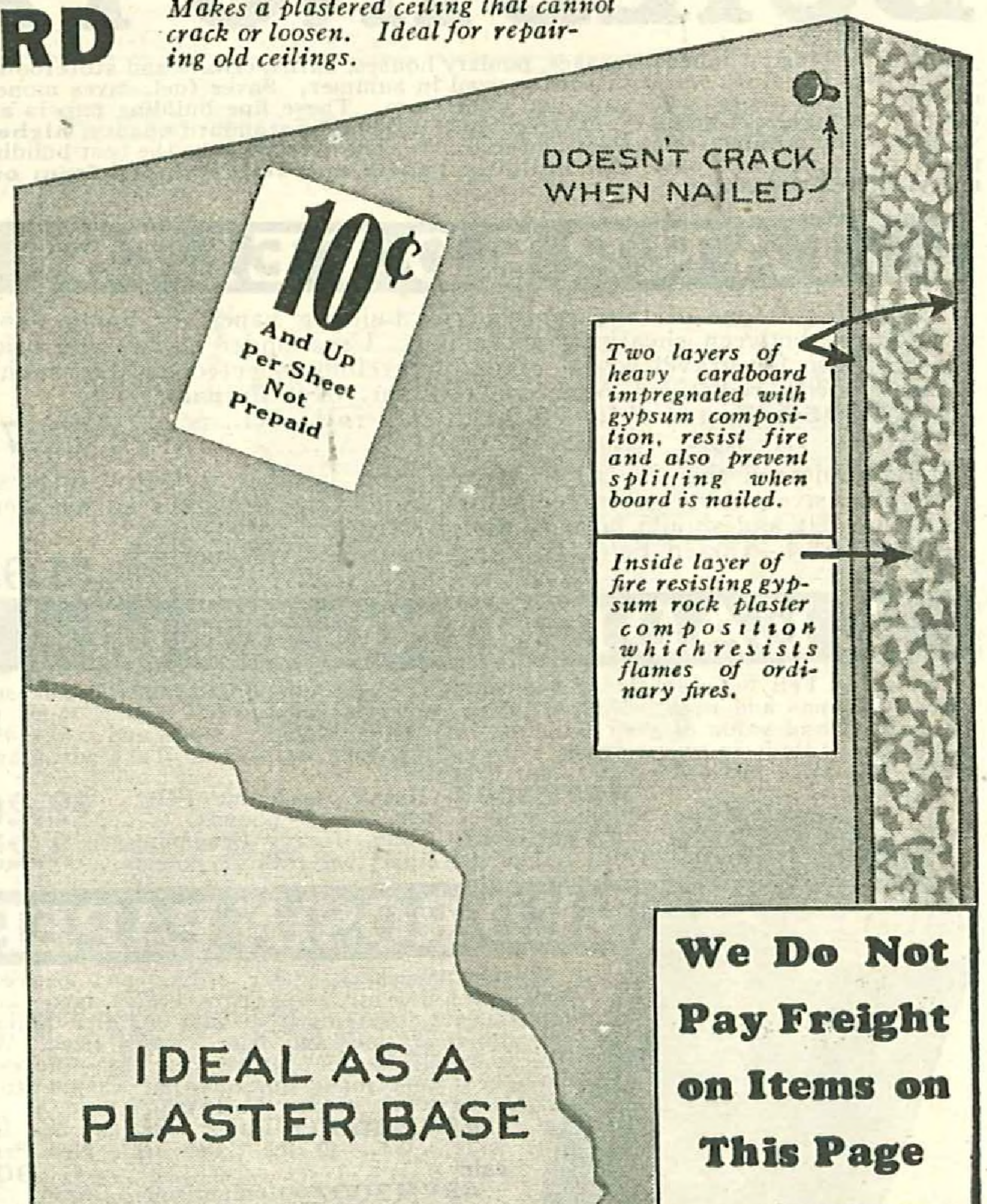
48YM2997 Per 100-pound bag..... **\$1.65**

48YM3027—GOODWALL PLASTER BOARD

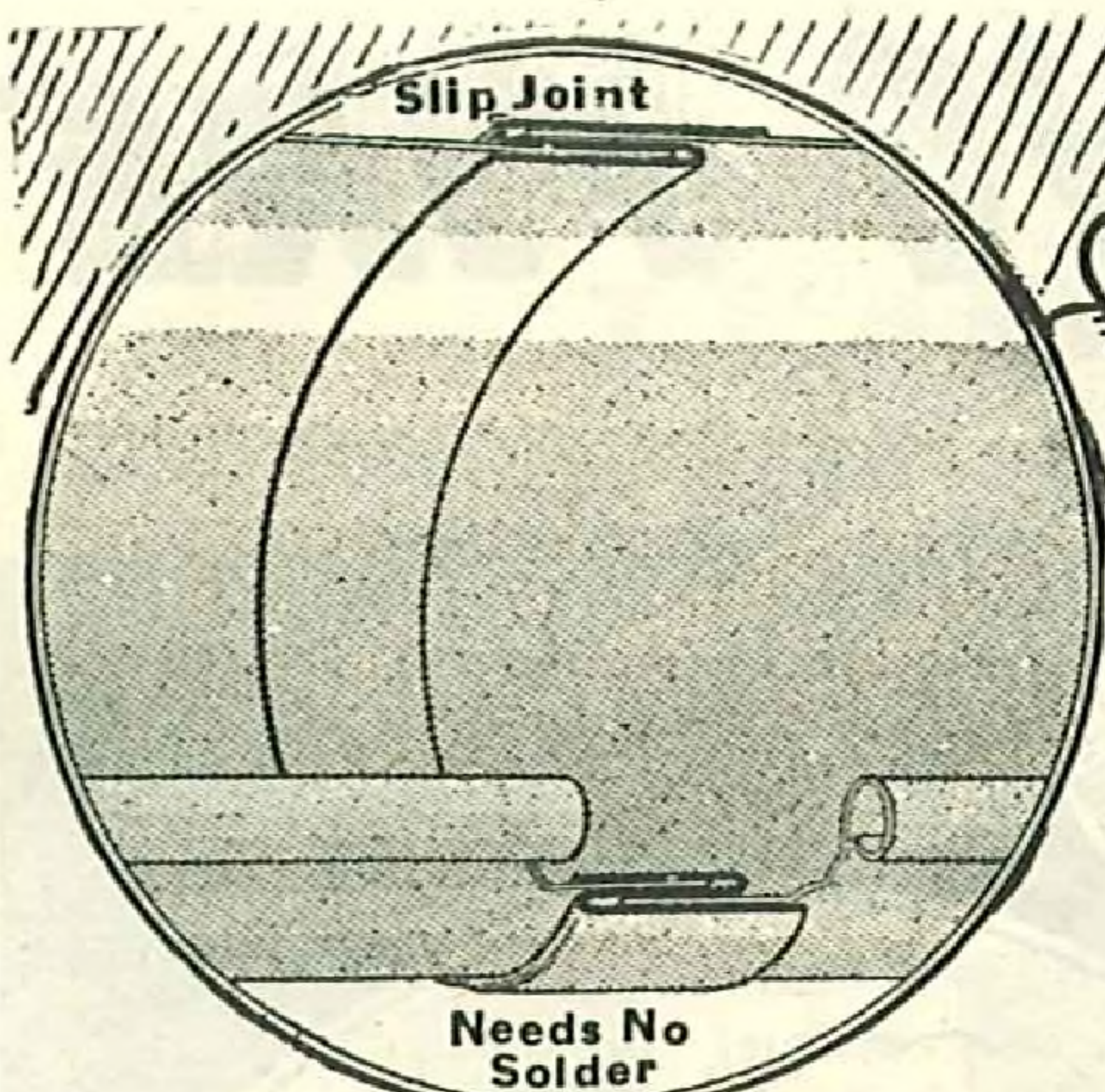
Size In.	Sq. Ft. per Sheet	Price from All Points Except Chgo. and Newark, Per Sheet	Price from Chgo. and Newark, Per Sheet	In Quantities 6,000 Sq. Ft. and Over	
				From All Pts. Except Chgo. and Newark	From Chicago and Newark Per Sheet
16x48	5 1/4	\$0.13	\$0.15	\$0.10	\$0.12
32x48	10 3/4	.26	.30	.20	.24
48x72	24	.86	.93	.72	.79
48x96	32	1.15	1.24	.96	1.06
48x108	36	1.30	1.40	1.08	1.19
48x120	40	1.44	1.55	1.20	1.33

Crack Filler
For filling joints of sheets and nail holes.

48YM2995
5 lb. package, **Not Prepaid.**
80c
5 lbs. for 12 sheets 32x48 in.



Plaster Board, Plaster and Joint Filler shipped **Not Prepaid**, from WESTERN N. Y., GRAND RAPIDS, MICH., NORTHERN OHIO, FORT DODGE, IOWA or PLASTERCO, VA. Also from CHICAGO, ILL. and NEWARK, N. J. at Slight Added Cost.



Patent Slip Joint Eaves Trough

Furnished with the slip joint connection that will fit at either end of trough, no matter which way the water runs. No bother about right hand or left hand. Just order the number of pieces of trough you need and put them on. We recommend 5 and 6-inch trough for Homes and Large Buildings. For garages, etc., 3½ and 4-inch trough is recommended. Average weight, per length of 28-gauge trough, is 6 pounds. 26-gauge trough weighs 8 pounds per length. **Not Prepaid.**

Heavyweight U. S. Standard 28-Gauge Galvanized Steel.

48YM1279—State width wanted.
Width across top or size, inches..... 3½ 4 5 6
Per 10-foot length..... **38c 44c 55c 68c**
Extra Heavyweight U. S. Standard 26-Gauge Galvanized Steel.

48YM3304—State width wanted.
Width across top or size, inches..... 3½ 4 5 6
Per 10-foot length..... **43c 55c 65c 78c**

Extra Heavy Gauge Eaves Trough Corners or Miters



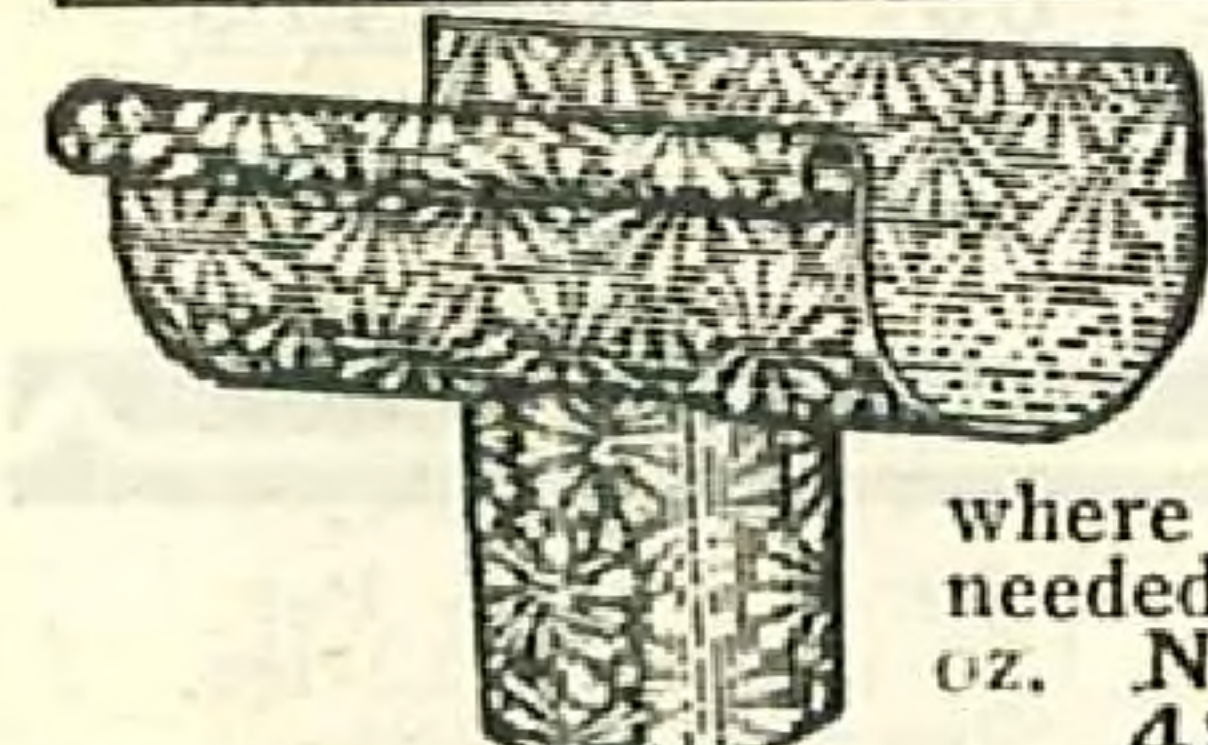
Inside Corner Miter

48YM3309

Furnished only in **EXTRA HEAVY** 26-gauge galvanized steel, because more strength is required at corners of eaves trough, where ice and snow are likely to collect. Use with either 28 or 26-gauge eaves trough. Complete with slip joint connection that fits at either end of the corner, so that it can be connected with eaves trough. **State width and whether you want outside or inside.** Average weight, each miter, 1½ lbs. **Not Prepaid.**

48YM3309—Inside. **48YM3310**—Outside.
Width across top or size, inches..... 3½ 4 5 6
Each **25c 28c 30c 38c**

Extra Heavy Outlets

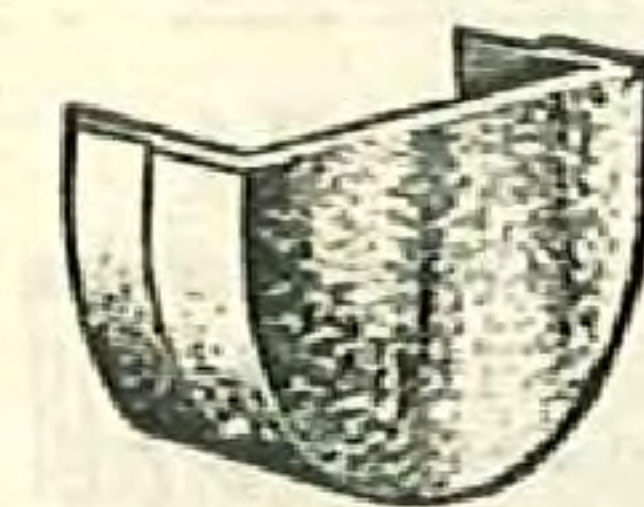


where to suit down spout. No soldering needed. Average weight, each outlet, 12 oz. **Not Prepaid.**

48YM3308—State size wanted.

Size, inches..... 3½ 4 5 6
Fitted for conductor, size, inches..... 2 3 4
Each **15c 20c 23c 24c**

Slip Joint End Cap



Extra heavyweight 26-gauge galvanized steel. Use with 28 or 26-gauge eaves trough. Fits either eaves trough corners or outlets. Average weight, each End Cap, 3 oz. **Not Prepaid.**

48YM3307—State size wanted.

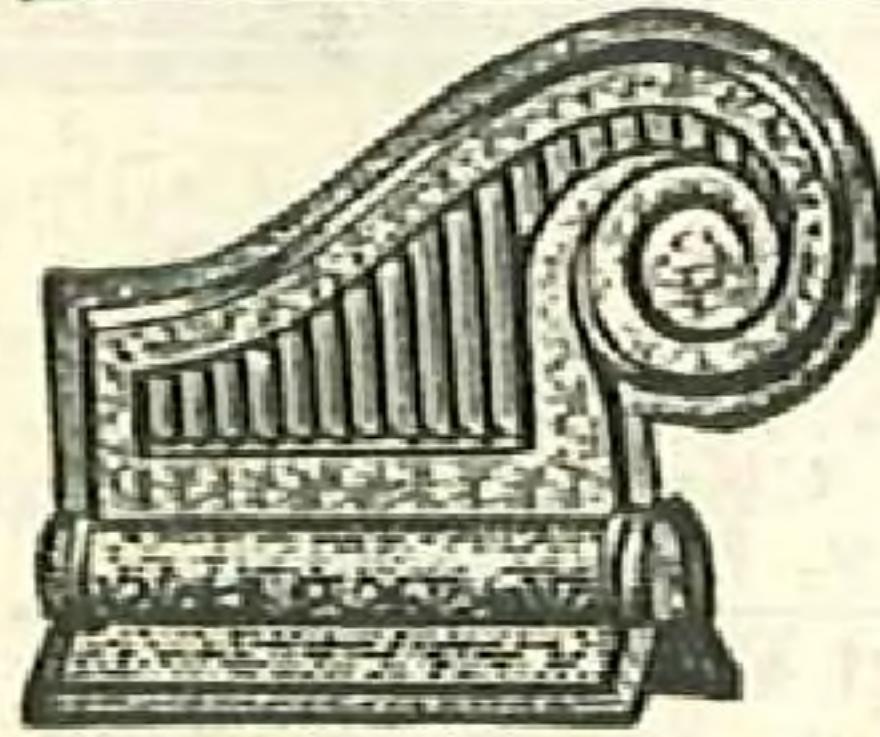
Size, inches..... 3½ 4 5 6
Each **9c 9c 12c 14c**

Wire Eaves Trough Hangers

48YM3170—Every 4 feet of trough needs one hanger. **State size wanted.** Average weight, per dozen Hangers, 1½ lbs. **Not Prepaid.**

Size, inches..... 3½ 4 5 6
Per dozen **22c 26c 29c 34c**

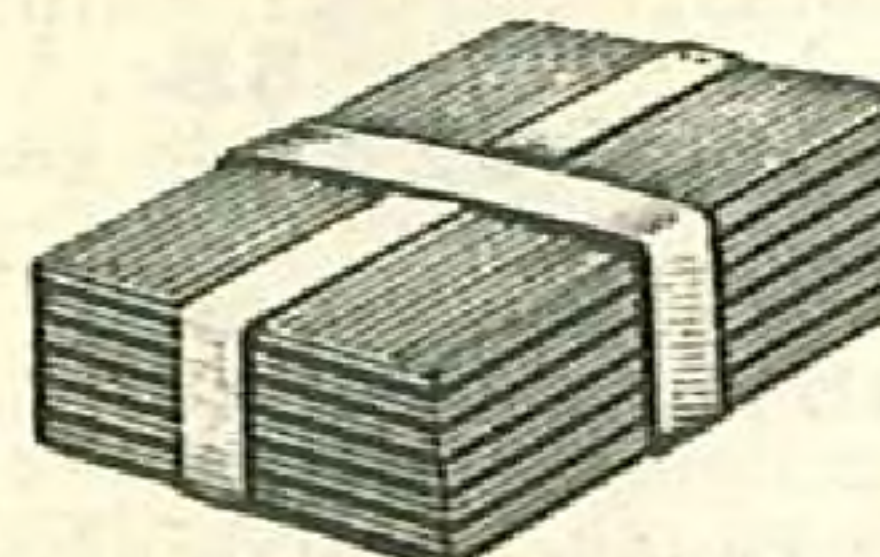
Ridge Roll Finial



Heavyweight U. S. Standard 28-gauge galvanized steel. To be used at ends of our Round or V-Angle Ridge Cap. Weight, each, 1 lb. **Not Prepaid.**

48YM3168 **40c**
Each.....


Tin Shingles



Made of a good grade of roofing tin. Size, 5x7 inches. Useful for repairing old roofs and making a tight joint around chimney, etc. Shipping weight, per 100, 15 pounds. **Not Prepaid.**

48YM3199—Each, 2c;
Per 100..... **\$1.30**

Sheet Zinc



Suitable for covering table tops, stove-boards, heat shields, etc. Grade No. 9. Size of sheet, 36x84 inches. Weight, per sheet, 14 pounds. **Not Prepaid.**

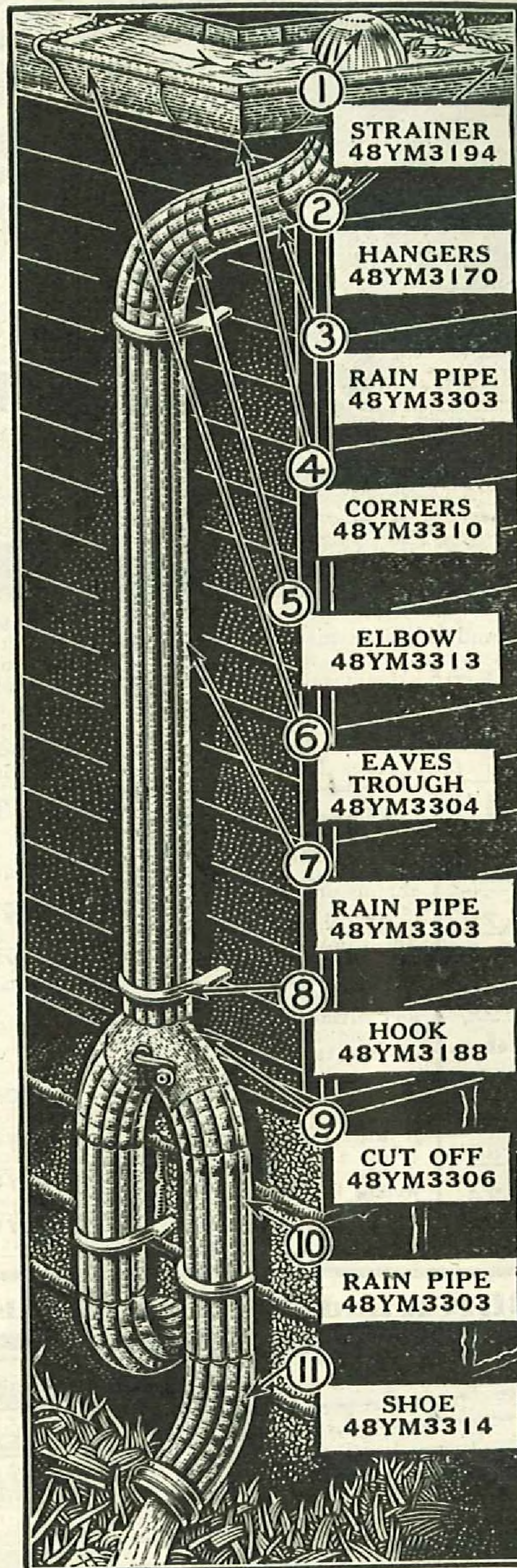

48YM4601—Per sheet..... **\$1.95**

Sold on Easy Payments
See Page 65

GUTTERS AND RAIN PIPE

Solderless Joints

THIS new method eliminates the old solder joint by the use of our patent slip joint connection as shown. It wedges two pieces of trough together, forming a compact and solid joint, enabling the water to run either way without leakage. No experience is necessary. It is furnished without extra cost to you on eaves troughs and mitered corners. A big saving of time and money. Our galvanized steel is furnished in extra heavyweight, U. S. Standard, 26-gauge and heavyweight U. S. Standard, 28-gauge. Since the extra heavyweight is 20 per cent thicker and gives at least twice the wear, we recommend its use in all cases. The added cost is very small. **All articles on this page Shipped Not Prepaid.**



STRAINER
48YM3194

HANGERS
48YM3170

RAIN PIPE
48YM3303

CORNERS
48YM3310

ELBOW
48YM3313

EAVES TROUGH
48YM3304

RAIN PIPE
48YM3303

HOOK
48YM3188

CUT OFF
48YM3306

RAIN PIPE
48YM3303

SHOE
48YM3314

Rain Pipe

(Corrugated)
Heavyweight U. S. Standard 28 or extra heavyweight U. S. Standard 26-gauge galvanized steel. Makes a stiff, strong pipe, easily put together. **Furnished only in 10-foot lengths.**

Order Eaves Trough and Rain Pipe in Proper Sizes
For 3½-Inch or 4-Inch Eaves Trough, order 2-Inch Rain Pipe and Elbows. For 5-Inch Eaves Trough order 3-Inch Rain Pipe and Elbows. For 6-Inch Eaves Trough order 4-Inch Rain Pipe and Elbows. Average weight, per length of 28-gauge Rain Pipe, is 6½ lbs. 26-gauge Rain Pipe weighs 7½ lbs. per length. **Not Prepaid.** **48YM1278** **48YM3303**—Extra Heavyweight 26-Gauge

Size, inches..... 2 3 4 2 3 4
Per 10-ft. length..... **43c 54c 68c 53c 65c 85c**

Elbows and Shoes

(Corrugated)
U. S. Standard 28 or 26-gauge galvanized steel. **State catalog number and diameter or size.** 28-gauge. Elbows and Shoes weigh 12 oz. each. **Not Prepaid.**

Heavyweight 28-Gauge
48YM3182—Elbow. Angle No. 2, 60 degrees.
48YM3183—Elbow. Angle No. 3, 75 degrees.
48YM3184—Shoe. Diam. or size, in..... 2 3 4
Elbow **14c 17c 26c**
Shoe **20c 24c 35c**

Extra Heavyweight 26-Gauge
48YM3312—Elbow. Diam. or size, in..... 2 3 4
Angle No. 2, 60 degrees. Elbow **21c 23c 35c**
48YM3313—Elbow. Shoe **33c 40c 55c**
48YM3314—Shoe.

Rain Pipe Funnels

Extra heavyweight U. S. Standard 26-gauge galvanized steel. For running two rain pipes into one. Size indicates size of lower spout. Average weight of Funnel, 12 oz. **Not Prepaid.**

48YM3305—State size wanted.
Size, inches..... 2 3 4
Each **26c 33c 43c**

Rain Water Cut-Offs

Extra heavyweight U. S. Standard 26-Gauge. For corrugated rain pipe. Fits corresponding size of rain pipe. A turn of the handle diverts water to cistern or overflow pipe.

48YM3306—State size wanted. Average weight of Cut-off, 14 ounces. **Not Prepaid.**
Diameter of rain pipe, inches..... 2 3 4
Each **52c 59c 83c**

Hooks for Rain Pipe

Tinned, for rain pipe. Can be used on frame or brick building. **48YM3188**—State size wanted. Average weight of dozen Hooks, 1½ lbs. **Not Prepaid.**

Size, inches..... 2 3 4
Per dozen **50c 63c 90c**

Galvanized Wire Strainers

Placed in the outlet of eaves trough prevents leaves, etc., stopping up the rain pipe. The size given designates the size outlet strainer will fit. Each Strainer weighs 2 oz. **Not Prepaid.**

48YM3194—State size wanted.
Size, inches..... 2 3 4
Each **8c 9c 13c**


Round Roll Ridge Cap

Diam. of roll, 2 in.; width of apron, 2½ in.; girth, 10 in. Made only in 10-ft. lengths. **Not Prepaid.**

Heavyweight U. S. Standard 28-Gauge Galvanized Steel.

48YM3152—Wt., per length, 5½ pounds. Per length..... **48c**

Extra Heavyweight U. S. Standard 26-Gauge Galvanized Steel.
48YM3337—Wt., per length, 8 pounds. Per length..... **65c**



V-Angle Ridge Cap

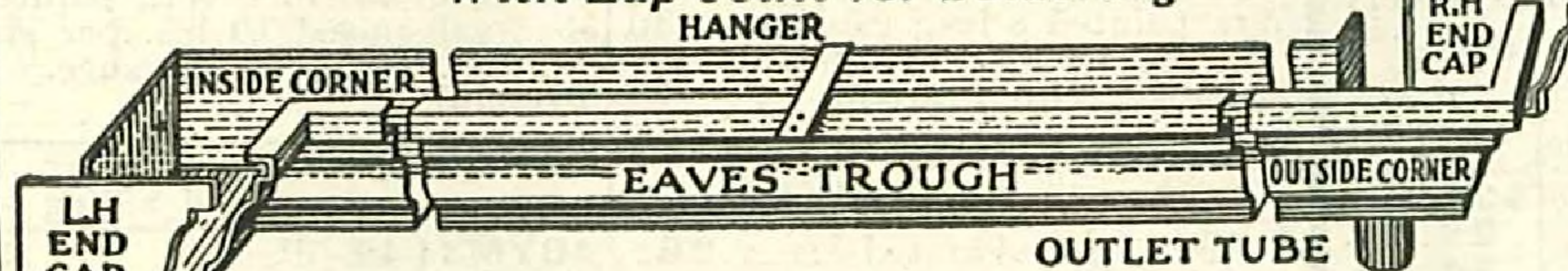
Used on steel, slate or shingle roofs. Comes in 10-foot lengths. 8-inch girth, in heavyweight U. S. Standard 28 or extra heavyweight 26-gauge steel. **Not Prepaid.**

Heavyweight 28-Gauge Galvanized Steel
48YM3167—Wt., per length, 5 pounds. Per length..... **45c**

Extra Heavyweight 26-Gauge Galvanized Steel
48YM3341—Wt., per length, 7 pounds. Per length..... **55c**

All Articles on This Page Shipped From Our Store, Not Prepaid

Square Bead Box Style Eaves Trough and Fittings With Lap Joint for Soldering



Square Bead Box Style Eaves Trough and Square Pipe add to the appearance of your home. Made of extra heavyweight U. S. Standard 26-gauge galvanized steel. Width across top, 4½ in.; width at bottom, 3 in. Depth, 3½ in. Square Bead Fittings and Square Pipe Priced Below. Ten-foot lengths weigh 10 pounds. **Not Prepaid.**

48YM3420—10-foot length..... **95c**

Corner Miters

48YM3425—Outside. Each, **Not Prepaid**..... **78c**
48YM3426—Inside. Each, **Not Prepaid**..... **78c**
Weight, each, 1 pound.

Square Pipe

48YM3415—Size, 2x3 in. Shipping wt., 10 lbs. Price, 10 ft. lgth. **Not Prepaid**..... **90c**

End Caps

48YM3423 Right hand Cap. **Not Prepaid**..... **12c**
48YM3424 Left hand Cap. **Not Prepaid**..... **12c**
Weight, each, 2 oz.

Square Elbows

48YM3416—Size, 2x3 inches. Shipping weight, 2 lbs. Doz..... **90c**
wt., ¾ lb..... **45c**

Square Tubes

48YM3422 Each. **Not Prepaid**..... **10c**
Hangers
48YM4021 Each. **Not Prepaid**..... **6c**
Weight, each, 3 oz.

Square Hooks

48YM3419—Size, 2x3 inches. Shipping weight, 2 lbs. Doz..... **90c**
Not Prepaid.

DEFIES WIND LIGHTNING FIRE



WEATHER PLATE ROOFING AND SIDING

Give your building positive, lasting protection from fire, lightning, and wind. Steel covered buildings cannot be damaged by lightning if roofing and siding are thoroughly grounded.

Protects buildings from grass fires or burning buildings. Confines fires within the building. Durable and economical. Lower insurance rates are given on buildings with Steel roofing and siding. You save on our low prices, you save on insurance and you save again because you can lay it yourself.

SHIPPING

POINTS:

Unless otherwise specified, all articles on this page shipped from factory in Northern Kentucky, Central Ohio, near Pittsburgh, Pa. or warehouse in Newark, N. J. NOT PREPAID

Steel roofing and siding furnished in two thicknesses: Heavyweight, U. S. Standard 28-Gauge and Extra Heavyweight, U. S. Standard 26-Gauge. 26-Gauge is fully one-fifth heavier than 28-Gauge and wears nearly twice as long. Roofing described as "painted" has coat on both sides but requires

additional paint. Use galvanized steel for seashore territory.

Width of Steel Siding and Roofing

1½ and 2½ in. corrugated sheets actually measure 26 in. wide with a covering width of 24 in. Two inches allowed for side lap. Allow 6 in. for end lap. 2- and 3-V Crimp sheets are 24 in. wide and cover same area.

For Easy Payment Terms See Page 65

2½-Inch Corrugated
33¢ and Up
Per 5-Ft. Sheet

2½-Inch Corrugated

Catalog No.	Per 5-Ft. Sheet	Per 6-Ft. Sheet	Per 7-Ft. Sheet	Per 8-Ft. Sheet	Per 9-Ft. Sheet	Per 10-Ft. Sheet	Per 12-Ft. Sheet
48YM3105 28-Gauge, Painted.	33c	40c	45c	52c	58c	\$.66	\$.79
48YM3106 28-Gauge, Galv.	50c	61c	71c	81c	91c	1.02	1.22
48YM3123 26-Gauge, Galv.	56c	66c	78c	90c	99c	1.13	1.35

1½-Inch Corrugated

Catalog No.	Per 5-Ft. Sheet	Per 6-Ft. Sheet	Per 7-Ft. Sheet	Per 8-Ft. Sheet	Per 9-Ft. Sheet	Per 10-Ft. Sheet	Per 12-Ft. Sheet
48YM3107 28-Gauge, Painted.	34c	41c	46c	53c	\$.59	\$.67	\$.80
48YM3108 28-Gauge, Galv.	52c	62c	72c	84c	.93	1.05	1.24
48YM3125 26-Gauge, Galv.	57c	66c	79c	91c	1.03	1.16	1.37

How to Figure Your Needs:

To find quantity of steel roofing or siding needed, divide length of building to be covered by two—(Sheets actually cover 2 feet in width).

Example: If a straight gable roof is 30 feet long and 12 feet from ridge to eave you need: 30 feet divided by 2 is 15 sheets for one side times 2 equals 30 sheets needed for roof.

Shipping Weights

For each running foot: 28-ga. painted steel weighs 1½ lbs. 28-ga. galvanized steel weighs 2 lbs. 26-ga. galvanized steel weighs 2½ lbs. A 12-foot sheet of 28-ga. painted steel weighs 18 lbs.

Three-V Crimped

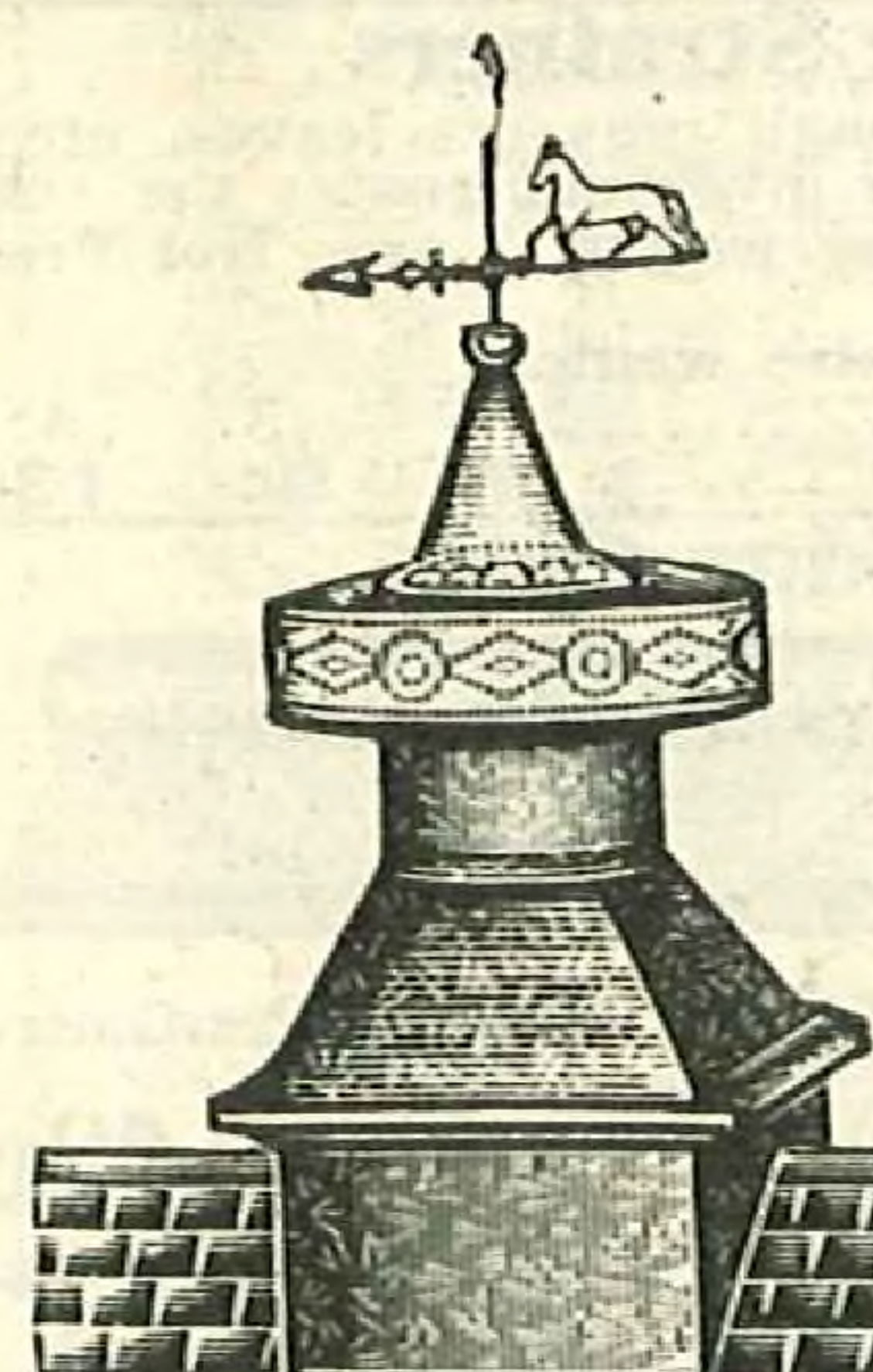
Catalog No.	Per 5-Ft. Sheet	Per 6-Ft. Sheet	Per 7-Ft. Sheet	Per 8-Ft. Sheet	Per 9-Ft. Sheet	Per 10-Ft. Sheet	Per 12-Ft. Sheet
48YM3086 28-Gauge, Galv.	48c	58c	67c	77c	86c	\$.96	1.15
48YM3083 26-Gauge, Galv.	53c	64c	74c	84c	95c	1.06	1.27

Two-V Crimped

Catalog No.	Per 5-Ft. Sheet	Per 6-Ft. Sheet	Per 7-Ft. Sheet	Per 8-Ft. Sheet	Per 9-Ft. Sheet	Per 10-Ft. Sheet	Per 12-Ft. Sheet
48YM3077 28-Gauge, Painted.	32c	37c	44c	50c	57c	\$.63	\$.76
48YM3078 28-Gauge, Galv.	47c	56c	66c	75c	85c	.94	1.13
48YM3080 26-Gauge, Galv.	52c	62c	73c	84c	97c	1.04	1.24

Steel Ventilators for Large Barns

Extra heavy, 22, 24 and 26-gauge galvanized steel is used in the manufacture of our Majestic Ventilators, according to size. Four stay rods hold them securely in place on the roof. A wire screen keeps out birds. Your choice of gold bronzed Horse or Cow Weather vane. State choice. Shipped from Central Ohio. Not Prepaid.



Catalog No.	Size Flue	Size Base	Height Ft. In.	Wt. Lbs.	No. Cattle	Each
48YM657	18 in.	26 in.	7 6	115	4	\$22.00
48YM653	24 in.	36 in.	9 5	182	8	29.20
48YM654	28 in.	40 in.	10 4	235	12	34.95
48YM656	36 in.	55 in.	11 3	396	20	45.60

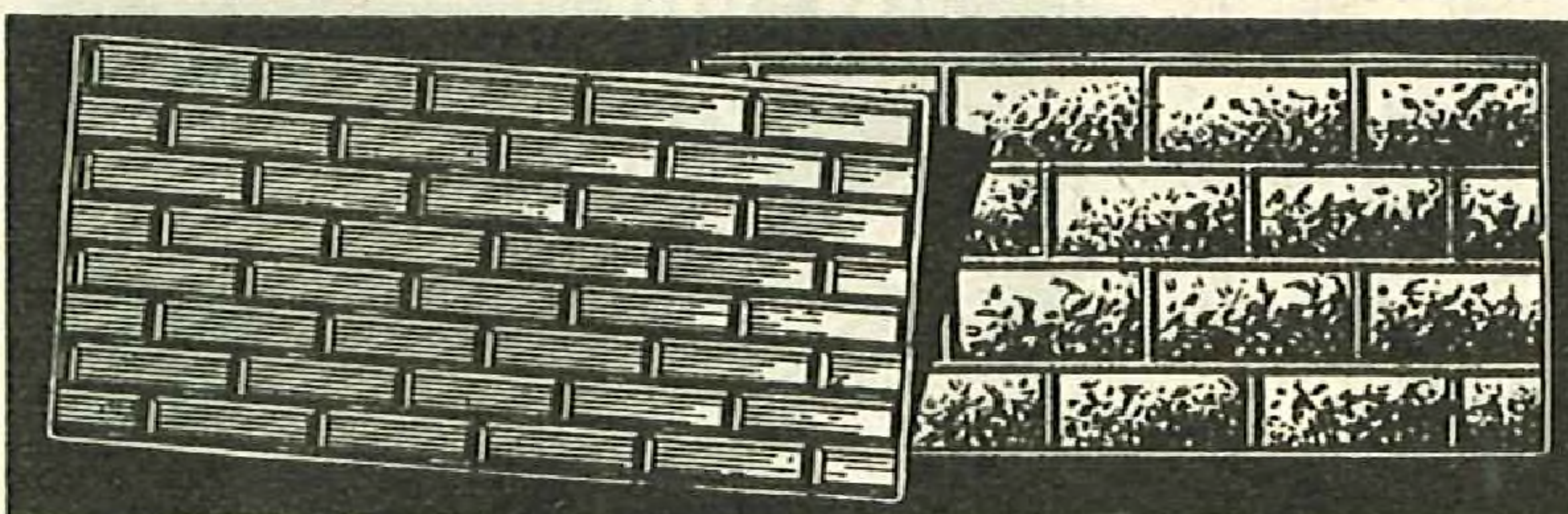
Beaded Steel for Ceilings or Sidings



Made from U. S. Standard 28-gauge steel, painted both sides. Sheets cover 24 inches from center of outside beads. The beads are small corrugations, ½ in. wide by ⅜ in. deep and 3 in. center to center. Not Prepaid.

48YM3115—Beaded Steel Siding or Ceiling, Wt., 70 lbs. per 100 sq. feet.						
Length, feet.....	5	6	8	10		
Per sheet.....	33c	41c	54c	69c		

BRICK and ROCK FACE STEEL SIDING



Use where ornamental siding is wanted. Excellent for store fronts, garage siding, etc. Inexpensive and easy to put on.

Brick design, size of single brick, 2½x8½ in. In sheets 60x28 in. Wt., painted 8 lbs.; galvanized, 10 lbs., per sheet. Furnished only in 28-gauge. Not Prepaid.

Size of single stone, 7x12 in. In sheets 60x28 in. Wt., painted 8 lbs.; galvanized 10 lbs. per sheet. Furnished only in 28-gauge. Not Prepaid.

Catalog No.	Brick Design Steel Siding	Catalog No.	Rock Design Steel Siding
48YM3116—Painted	38c	48YM3142—Painted	39c
48YM3117—Galvanized ...	56c	48YM3143—Galvanized ...	57c



Catalog No.	Galvanized Sheet Steel
48YM3225—Galvanized Sheet Steel.	
Gauge.....	28 26 24
Wt. per sheet, lbs.....	15 17 22
Per sheet.....	77c 84c 98c

Galvanized or Black Sheet Steel

Best Quality flat sheet steel. Full gauge. Size of sheets 28x96 in. Be sure to mention gauge wanted. Not Prepaid.

Catalog No.	Galvanized Sheet Steel	Catalog No.	Black Sheet Steel
48YM3222—Black Sheet Steel.			
Gauge.....	28 26 24	Gauge.....	28 26 24
Wt. per sheet, lbs.....	11 14 19	Wt. per sheet, lbs.....	11 14 19
Per sheet.....	49c 55c 68c	Per sheet.....	49c 55c 68c

Galvanized Steel Valley

48YM3197—28-Gauge Galv. Valley, 14 in. wide.					
25-ft. roll. Wt. 20 lbs.....	\$1.85	50-ft. roll. Wt. 40 lbs.....	\$3.70		
Shipped from our store, Not Prepaid.					

Metal Ceiling and Siding

Used for stores and moderate priced buildings, for walls and ceilings. A pattern appropriate for any size room. Sheets are 24x96 in. Come painted light gray both sides. Sheet weighs 9 lbs.

48YM3114—Steel siding or Ceiling. Per sheet 60c
48YM3118—Design Border. Width 3 in. Per 4 ft. length..... 12c
Shipped from Central Ohio or Northern Kentucky, Not Prepaid.

Corrugated Ridge Roll

For 2½-in. Roofing
48YM3327—28-ga., painted. Per 10 feet 55c
48YM3328—28-ga., galv. Per 10 feet 75c
For 1½-Inch Roofing
48YM3329—28-ga., painted. Per 10 ft. 55c
48YM3330—28-gauge, galvanized. Per 10 ft. 75c
Wt., 8 lbs., per 10 ft. Not Prepaid.

Wood V Strips

To use under crimps. Two V-Crimp requires 50 feet, 3-V requires 100 ft. Per 100 sq. ft. Not Prepaid.
48YM3081—Wood V Strips. Per 100 ft. Wt. 15 lbs. 60c

Lead Headed Nails

1½-in. long; barbed; makes steel roofing weather proof. Use 1 lb. for 100 sq. ft. roofing. Not Prepaid.
48YM3912—Per lb. 18c
Galvanized Roofing Nails
Use 1-in. for ceiling and siding; 1¼-in. for roofing. 1 lb. per square. Not Prepaid.
48YM3280—1-in. nails, per lb. 9c
48YM3282—1¼-in. nails, per lb. 9c


The Choice of One of America's LEADING ARCHITECTS



The sign of beauty, service and security at your door. The utmost in modern design, and mechanical perfection. Our selection of LION brand lock sets listed below are real American styles for real American homes. LION brand sets are recommended by leading architects.

Mr. David S. Betcone, one of America's leading architects, personally favors LION brand lock sets for their individuality, artistic lines and sturdy construction. Mr. Betcone has recommended the use of LION brand lock sets to more than 50,000 home builders.

The GREENWICH



Inside Lock Set
9D4583
65¢
Postpaid

INSIDE DOOR SETS

FRONT DOOR SET (CYLINDER)

FRONT DOOR SET (BIT KEY)

For those who prefer something other than rectangular shapes, no lock design could be more acceptable than the Greenwich. A pendant type of graceful contour, this early American design, with its well balanced lines and perfect proportions throughout, is an artistic addition to our period hardware that will bring joy and satisfaction to the home owner. Furnished in lemon brass finish with screws to match. This is a very special value.

9D4583—Inside Lock Set. Steel knobs and escutcheons. Locks, 3 3/4 x 3 3/4 in. Postpaid.....**65¢**

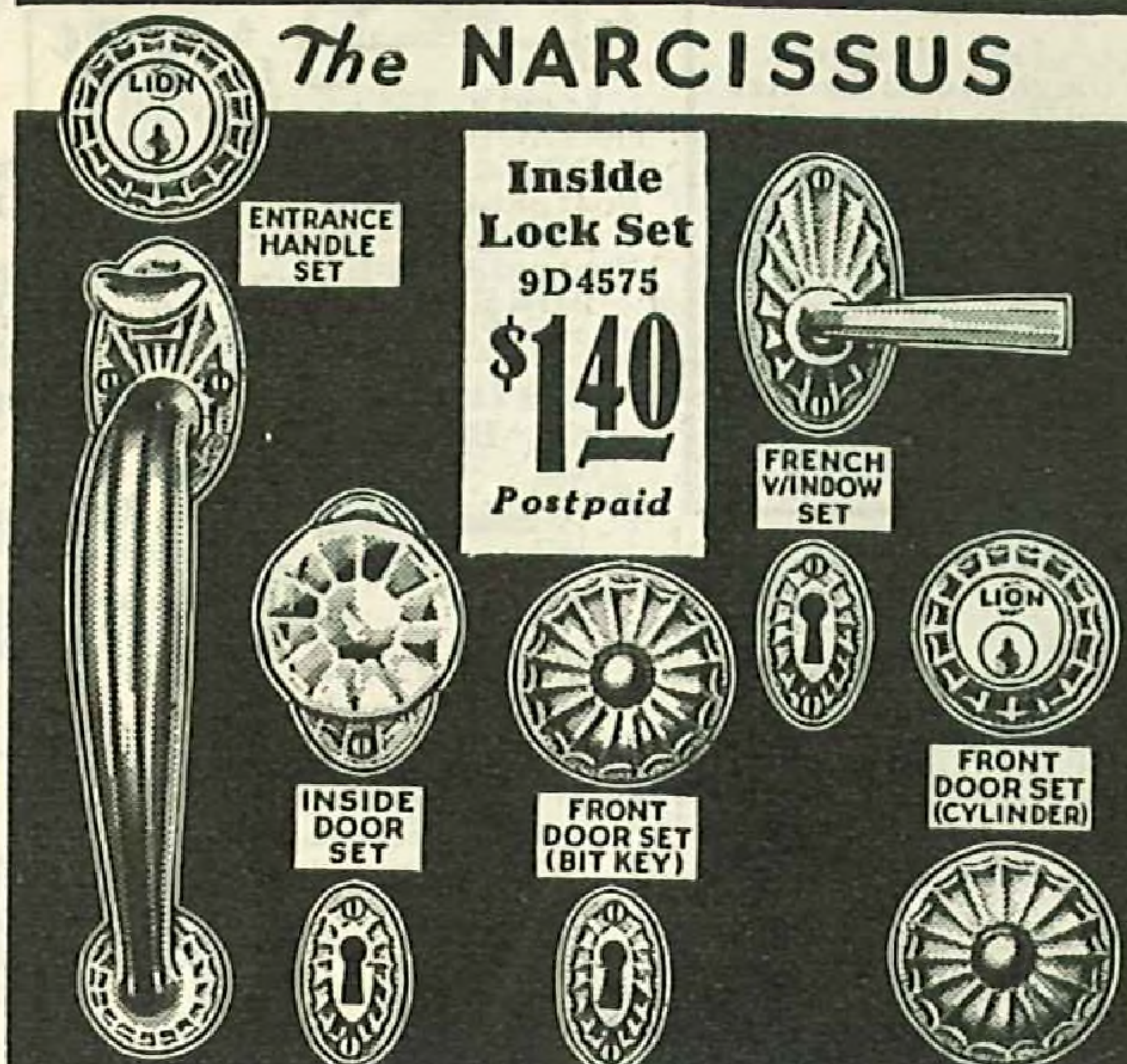
9D4584—Inside Lock Set. Fluted glass knobs, steel escutcheons. Lock, 3 3/4 x 3 3/4 in. Postpaid.....**79¢**

9D4582—Bathroom Lock Set. Fluted glass knobs, genuine bronze escutcheons with nickel plated finish inside. Thumb turn in place of key. Postpaid.....**\$1.85**

9D4581—Bit Key Front Door Lock Set. Steel knob and escutcheon on outside; glass knob inside. Reversible lock, 5 x 3 1/2. Two keys. Postpaid.....**\$1.95**

9D4580—Cylinder Front Door Lock Set. Genuine bronze face, outside knob and escutcheons. Fluted glass inside knob. Outside escutcheon, 8 x 2 in. Reversible lock, 5 1/2 x 3 1/2. Three nickel silver keys. Postpaid.....**\$7.50**

The NARCISSUS



Inside Lock Set
9D4575
\$1.40
Postpaid

ENTRANCE HANDLE SET

FRENCH WINDOW SET

INSIDE DOOR SET

FRONT DOOR SET (BIT KEY)

FRONT DOOR SET (CYLINDER)

A beautiful, artistic design with fluted glass knobs and decorated trimmings. The entrance handle set can be used with any style of inside trim. Furnished in sanded old brass finish with screws to match.

9D4575—Inside Lock Set. Fluted glass knobs. Plated steel trimmings. Lock, 3 3/4 x 3 3/4 in. Postpaid.....**\$1.40**

9D4553—Inside Lock Set. Fluted glass knobs. Genuine bronze trimmings. Lock, 3 3/4 x 3 3/4 in. Postpaid.....**\$1.95**

9D4554—Closet Door Lock Set. Fluted Glass knob outside, turn on inside. Genuine bronze trimmings. Postpaid.....**\$1.60**

9D4555—Bathroom Lock Set. Fluted glass knobs. Genuine bronze trimmings. Nickel plated finish inside, with thumb turn in place of key. Postpaid.....**\$2.35**


9D4552—Bit Key Front Door Lock Set. Genuine bronze face, outside knob and trimmings. Fluted glass knob inside. Reversible lock, 5 x 3 1/2 in. Two keys. Postpaid.....**\$4.75**

9D4550—Cylinder Front Door Lock Set. Genuine bronze face, outside knob and trimmings. Fluted glass knob inside. Reversible lock, 5 1/2 x 3 1/2 in. Three nickel silver keys. Postpaid.....**\$9.35**

9D4551—Cylinder Entrance Handle Lock Set. Genuine bronze face, lever handle and latch and trimmings. Fluted glass knob inside. Operated by thumbpiece on outside. Reversible lock, 5 1/2 x 3 1/2 in. Three nickel silver keys. Postpaid.....**\$9.65**

9D4556—French Window Set. Genuine Bronze lever handle and trimmings. Fluted glass knob. Lock 3 3/4 x 1 1/2 in. Postpaid.....**\$3.35**

The RHYTHMIC



Inside Lock Set
\$1.10
Postpaid

FRONT DOOR SET (BIT KEY)

FRENCH WINDOW SET

INSIDE DOOR SET

FRONT DOOR SET (CYLINDER)

A modernistic design. Beautiful and conservative yet completely modern. It blends into typical American Homes and buildings and marks the owner as one in step with modern tendencies. While "modernistic," it is not limited to use on extremely modern types of architecture, but can be used to give that up-to-date touch to the older homes. In lemon brass finish. Screws to match. Postpaid.

9D4603—Inside Lock Set. Fluted glass knobs; steel escutcheons. Locks, 3 3/4 x 3 3/4 in. Postpaid.....**\$1.10**

9D4602—Bathroom Lock Set. Fluted glass knobs. Genuine bronze escutcheons, nickel plated trimmings inside. Thumb turn in place of key. Postpaid.....**\$1.95**

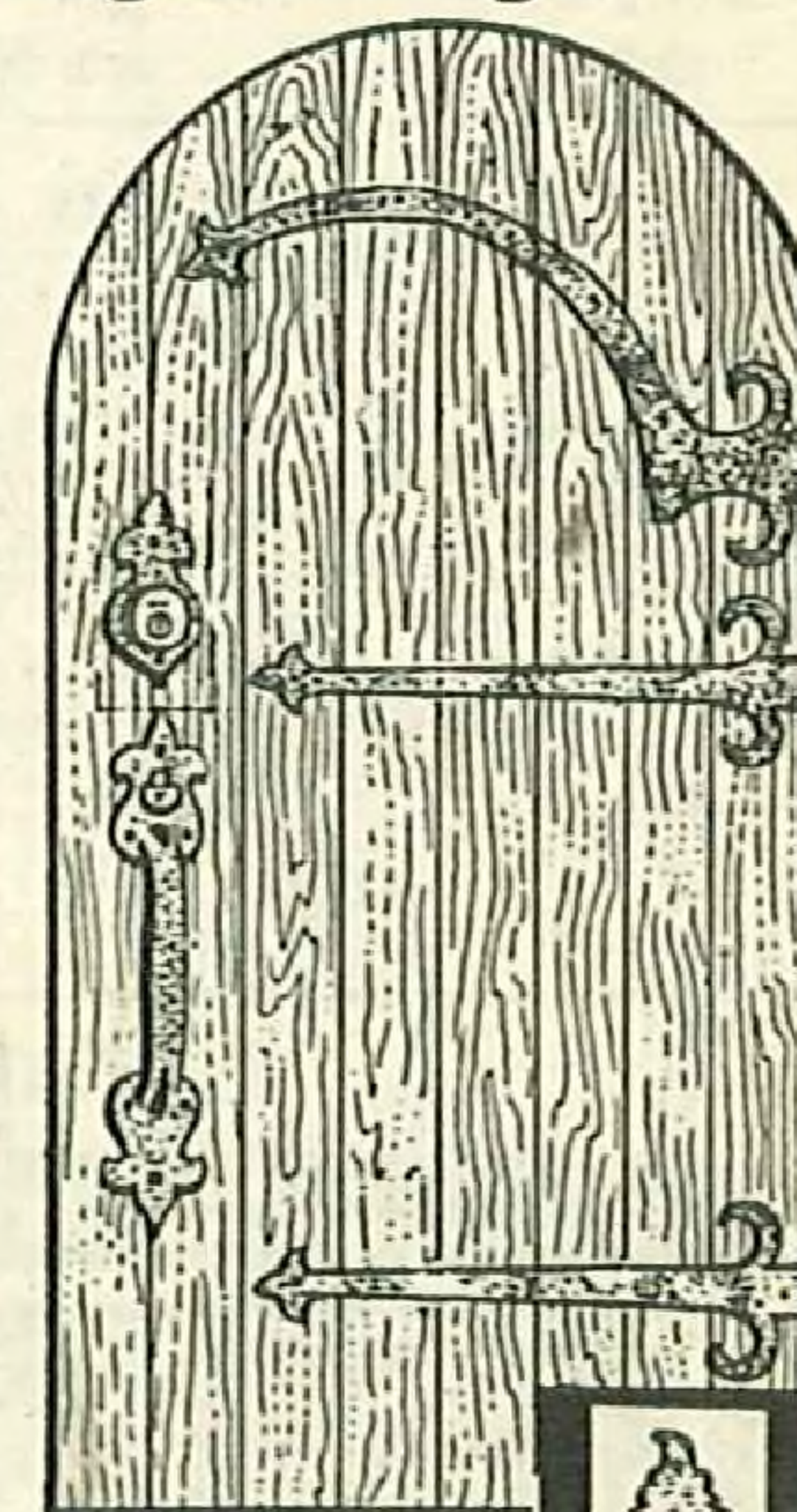
9D4601—Bit Key Front Door Lock Set. Genuine bronze face, outside knob and escutcheons. Fluted glass knob inside. Reversible lock, 5 x 3 1/2 in. Two keys. Postpaid.....**\$4.25**

9D4600—Cylinder Front Door Lock Set. Bronze face, outside knob and escutcheons. Fluted glass knob inside. Outside escutcheon, 10 x 2 3/4 in. Reversible lock, 5 1/2 x 3 1/2 in. 3 nickel silver keys. Postpaid.....**\$8.85**

9D4604—French Window Set. Genuine bronze escutcheons and lever handle, 1 3/4 in. fluted glass knob. Lock, 3 3/4 x 1 1/2 in. Postpaid.....**\$2.75**

Antique Hand Wrought Design

Styled in the traditional English manner. Simple yet appropriate. It gives your home an old time charm and quaintness that is admired so much these days. The fittings illustrated are exact reproductions of fine pieces seen on the front doors of dwellings in the colonial days — gracefully swinging hinges and a latch of hospitable security. "Hand Wrought" is so fitting in design and so remarkable in wear that architects recommend it. The cylinder entrance lock furnished with this design assures complete security. Entrance set and straps made of non-rusting metal, will not streak or mar the door. With screws.

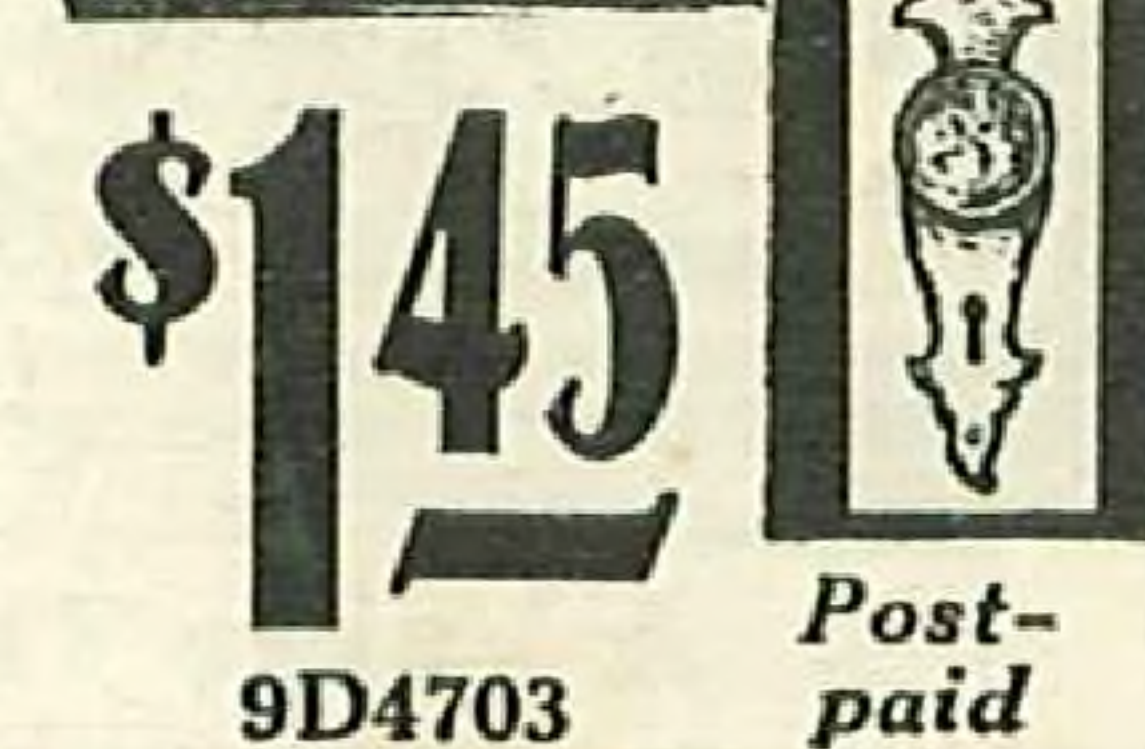


9D4700 — Cylinder Entrance Lock Set. Lever handle outside, knob inside. Reversible lock 5 1/2 x 3 3/4 in. Three keys. Postpaid.....**\$10.25**

9D4701 — Straight Hinge Strap. Postpaid. Size, in. 8 3/4 17 1/2 22 Each.....**89¢ \$2.00 \$2.85**

9D4702 — Curved Hinge Strap. 25-in. Postpaid.....**\$4.85**

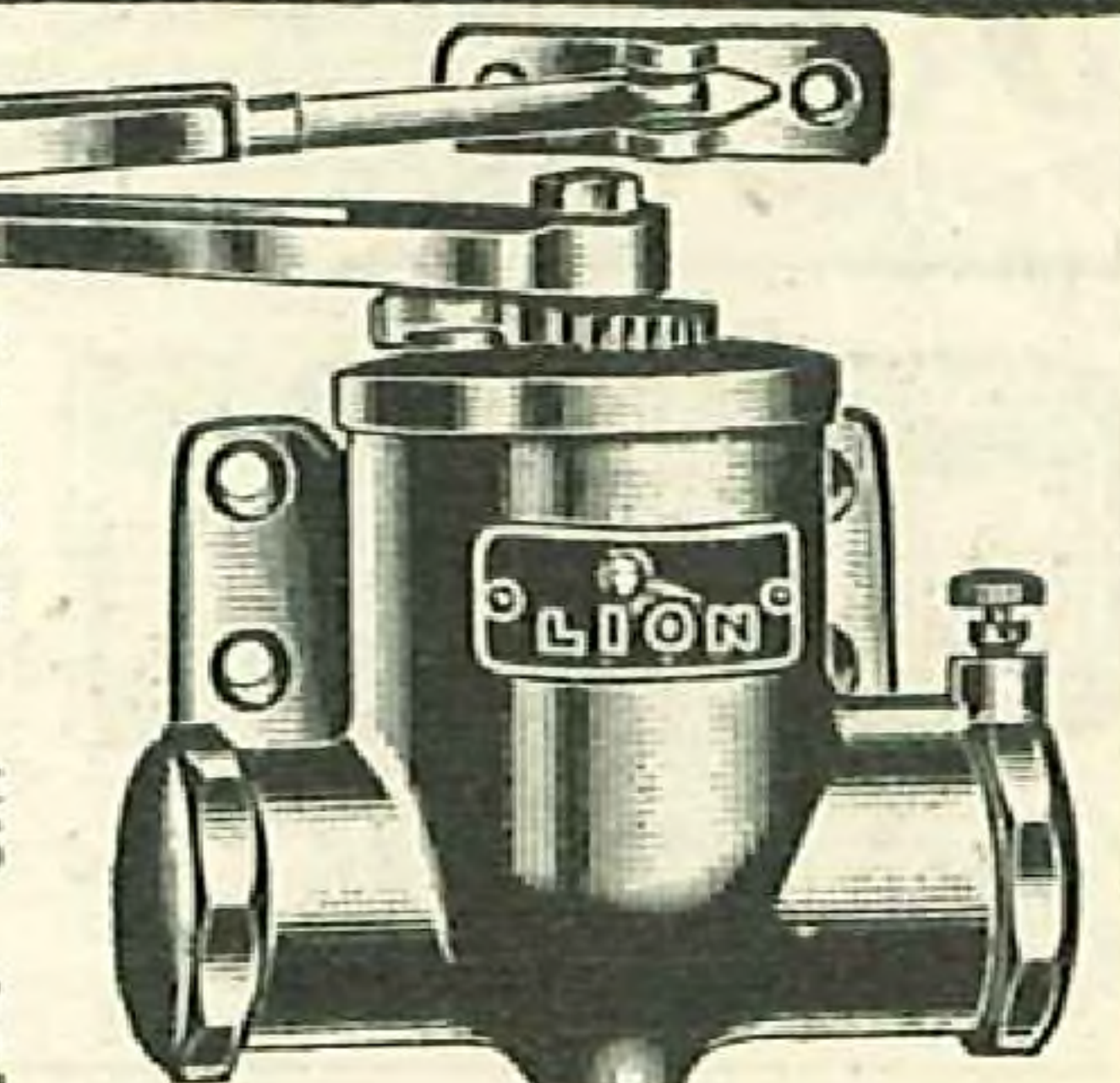
9D4703—Inside Lock Set. Reversible lock, 3 3/4 x 3 3/4 in. Postpaid.....**\$1.45**



\$1.45
9D4703
Postpaid

LION-The BETTER DOOR CHECK

Closes door quickly, silently. Non-freezing liquid for efficient year-round operation. The type used in U. S. hospitals and large office buildings. Gold bronze finish. With screws. Postpaid.



9D4441—Size 1. For screen, or very light inside doors.....**\$3.85**

9D4442—Size 2. For light inside doors, up to 7 x 2 1/2 ft. and 1 1/2 inches thick.....**\$5.15**

9D4443—Size 3. For heavy inside doors, not more than 7 x 3 ft. and 1 1/2 inches thick, or Postpaid light outside doors, Size 1 Lion 7 x 2 1/2 ft. and 1 1/2 inches thick.....**\$5.75**

9D4444—Size 4. For extra heavy inside door or outside door not over 7 1/2 x 3 ft. and 2 1/4 inches thick.....**\$7.35**

9D4445—Size 5. For medium outside doors not over 7 1/2 x 4 ft. and up to 3 inches thick.....**\$9.25**

9D4446—Size 6. For heavy outside and heavy metal doors 8 1/2 x 4 ft.....**\$11.25**

B. K. S. Door Checks. Standard grade. With screws. Postpaid.

9D4447—Size 1. For light inside doors.....**\$3.00**

9D4448—Size 2. For medium inside doors.....**\$3.90**

9D4449—Size 3. For light outside doors.....**4.25**

9D4450—Size 4. For heavy doors up to 3 x 7 ft. by 2 inches thick.....**4.95**

\$3.85
GUARANTEED 3 YEARS

HIGH GRADE BUTTS at LOW PRICES

Steel Butts
Less Than **5¢** Pair 1-in.
Postpaid
Narrow, fast joint. Plain finish. With screws. We Pay the Postage.

9D4388
Length, 1 in. 3 pairs.....**14¢**
Length, 1 1/2 in. 3 pairs.....**15¢**
Length, 2 in. 3 pairs.....**19¢**
Length, 2 1/2 in. 3 pairs.....**25¢**

Light Cupboard Butts
Steel. Loose pin. Screws to match. Postpaid.

9D4653
Lemon brass. Pair, 2 x 2 in. 18¢
Pair, 2 1/2 x 2 in. 21¢
Pair, 3 x 2 in. 24¢
Pair, 3 1/2 x 2 in. 26¢

9D4569—Sanded old brass
finish. Size, 2 1/2 x 2 inches. Pair.....**25¢**

9D4426—Nickel plated. Size, 2 1/2 x 2 inches, for bath cabinets etc. Pair.....**26¢**

Half Mortise Butts
19¢
Pair 1 1/2-In.
Lemon Brass or Old Copper
Postpaid

Heavy steel, loose pin. With screws to match. Prices are per pair. We Pay the Postage.

Length of Joint, Inches	9D4654 Old Brass	9D4838 Old Copper	9D4567 Sanded Brass
1 1/2	19¢	19¢	23¢
2	25¢	25¢	29¢
2 1/2	27¢	27¢	31¢
3	28¢	28¢	33¢
3 1/2	29¢	29¢	35¢
4	42¢	42¢	47¢

9D4428—Nickel plated steel. We Pay the Postage. Size, 2 inches. Pair.....**37¢**
Size, 3 1/2 inches. Pair.....**48¢**

Loose Pin Plated Butts
16¢
Pair, 2 1/2-In. Lemon Brass or Old Copper
Postpaid

Best quality, extra heavy steel, ball tip, loose pin. Beautifully finished to harmonize with other hardware. Every butt fitted to work smooth and easy. With screws to match. Prices are per pair. Postpaid.

Size, In.	9D4651 Lemon Brass	9D4832 Old Copper	9D4568 Sanded Brass
2 1/2 x 2 1/2	16¢	16¢	22¢
3 x 3	17¢	17¢	23¢
3 1/2 x 3 1/2	18¢	18¢	24¢
4 x 4	29¢	29¢	33¢
4 1/2 x 4 1/2	53¢	53¢	57¢

9D4424—Nickel plated. Size 3 1/2 x 3 1/2 in. for bathroom. We Pay the Postage. Pair.....**33¢**

Butterfly Steel Butts
Ball tip, embossed, for cupboards and china cabinets. Size, open, 2 3/8 x 2 in. With screws to match. Postpaid.

9D4656—Lemon brass finish. Pair.....**12¢**
Dozen pair.....**\$1.39**

9D4842—Old copper finish. Pair.....**12¢**
Dozen pair.....**\$1.39**

9D4548—Sanded old brass finish. Pair.....**15¢**
Dozen pair.....**\$1.70**

12¢
Pair, and Up
Postpaid

Push Plates
60¢
Pair Glass
Postpaid

For use on double acting doors.

9D4719
Plate glass, bevel edge, 3 x 12-inch. With screws. Pair, Postpaid.....**60¢**

9D4630
Real brass, bevel edge, 2 3/4 x 10 1/2-inch. Lemon brass finish. With screws. Pair, Postpaid.....**73¢**

Ball Bearing Floor Hinges
87¢
Lemon Brass or Old Copper
Postpaid

For double acting doors. Strong spring. Smooth, easy action. For doors 1 1/4 to 1 3/4 in. thick. With screws. Postpaid.

9D4658—Lemon brass.....**87¢**
9D4845—Old copper.....**87¢**
9D4542—Sanded old brass.....**93¢**

Attractive Designs,
High Quality, Low
Prices

Artistic Metal Ceilings

Suitable for Stores,
Offices, Churches,
Schools, Etc.

Metal ceilings are suitable for private or public buildings. Churches, schools, offices, theaters, music halls, lodge rooms, stores and dwellings are particularly adapted for using metal ceilings.

Our designs are attractive. The patterns are from entirely new dies which are perfect and clean cut. You will find our metal ceiling prices enable you to make a big saving.

Metal ceilings take a very low freight rate. In most territories metal ceilings are shipped as fourth class and the freight charges amount to very little. To give you an idea of how small the freight charges will be: An order of 100 square feet of ceiling or side wall material, crated ready for shipment, weighs about 70 pounds and is shipped as fourth class freight.

We pack our metal ceilings in a most careful manner and guarantee safe delivery to any point in the United States. Our Pocahontas design is carefully packed in bundles for shipment.

ESTIMATES

If you are unable to estimate the amount of metal ceiling required for your rooms, send us a sketch of the room and show measurements of all the offsets and our Estimating Department will gladly figure this for you. Be sure to state the style of ceiling you want.

We furnish, without extra charge, with any pattern of metal ceilings, except on the Pocahontas design on page 75, or side walls, special nails for putting up the metal; also the wood brackets for molding and cornices when necessary.

SOFT WOOD FURRING STRIPS

About 100 lineal feet of furring strips are required for each square of metal ceiling.
48Y3060—Size, 1 1/4 x 3/8 inch. Per 100 lineal feet (Not Prepaid).. \$1.40

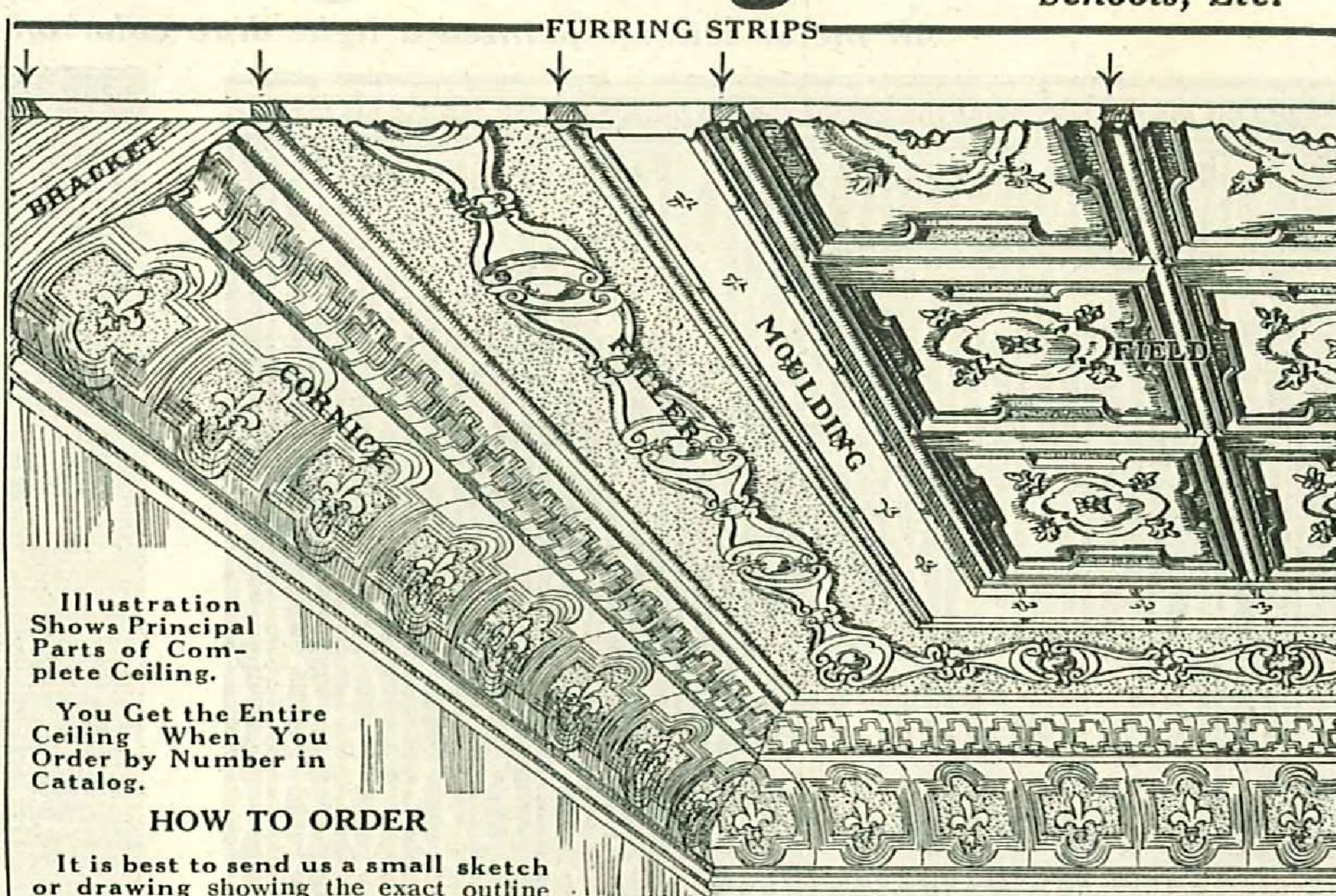


Illustration Shows Principal Parts of Complete Ceiling.

You Get the Entire Ceiling When You Order by Number in Catalog.

HOW TO ORDER

It is best to send us a small sketch or drawing showing the exact outline of your ceiling, including offsets, if any. Show measurements on all four sides, as buildings are frequently out of square. Be sure to show locations of doors and windows and give exact distance from the ceiling. For side walls be sure to locate doors, windows, vestibules, chimneys or other offsets. Give the distance from the top of the doors and windows to the ceiling and from the bottom of the windows to the floor; also give height of walls and baseboard.

- 1st—To the actual width of the ceiling add twice the size of the cornice drop printed below the design you select; this gives you the proper width to figure.
- 2d—To the actual length of the ceiling add twice the size of the drop printed below the design you select; this gives you the proper length to figure.
- 3d—Multiply these two results, width and length together and you have the area, or the number of square feet to order.

For example, we will take a square room 12x12 feet. The design you select has a cornice with a 9-inch drop. To the 12-foot ceiling we must add twice 9 inches, or 1 foot 6 inches, the drop of the cornice on both walls, which gives us 13 feet 6 inches for each dimension. 13 feet 6 inches multiplied by 13 feet 6 inches equals the area, or 182 1/4 square feet.

13 FT 6 IN


12 FEET

9 INCHES

SIMPLE RULES FOR MEASURING

On each page, below the design given, we show the drop of cornice. It is necessary to figure enough extra to allow for the distance which the cornice or border extends down the side walls from the ceiling.

9 INCHES



Cornice Filler Mold
Furnished in Sheets 24 Inches Wide by 48 Inches Long

FIELD
6-Inch Design

YALE Suitable for Small Rooms Only

Cornice drops on wall 4 inches. Add 8 inches to length and width of room to allow for cornice before calculating number of square feet required for this design.

48YM2465—Per 100 square feet, including wood brackets for cornice and nails for putting on ceiling (Not Prepaid)..... \$5.85
Shipping weight, 60 pounds per 100 square feet.


Expanded Metal Lath

For outside stucco finish or for interior work where fireproof construction is desired. Shipped in bundles of 10 sheets. Sheets are 27x96 in. and contain 2 square yards. Will break bundles if necessary.



Shipped in Bundles of 10 Sheets

Sold on
Easy
Payments
See Page 65



24-Inch Design
Furnished in Sheets 24 Inches Wide by 48 Inches Long

FIELD
Mold Filler Cornice

LEE Suitable for Large Rooms, Especially Churches, Halls and School Rooms

Cornice drops on wall 4 inches. Add 8 inches to length and width of room to allow for cornice before calculating number of square feet required for this design.


48YM1692—Per 100 square feet, including wood brackets for cornice and nails for putting on ceiling (Not Prepaid)..... \$5.85
Shipping weight, 60 pounds per 100 square feet.

GALVANIZED			
Catalog No.	Per Square Yard	Yards, per Bundle	Weight, per Square Yard, Lbs.
48YM2820	24c	20	2.5
48YM2822	31c	20	3.4
PAINTED			
48YM2810	17c	20	2.2
48YM2812	21c	20	3.0

Shipped from factory in EASTERN OHIO. Not Prepaid.

Metal Ceilings and Side Walls

All metal ceilings painted a light drab color on both sides to prevent rusting



Cornice

Field

POCAHONTAS

Suitable for Large or Small Rooms
Especially Good for Kitchens

Can also be used for side walls. Cornice drops on wall 3 inches.


48YM3114—Field. Per sheet, 24x96 inches (not prepaid).....62c

48YM3118—Cornice. Per 4-foot lengths (not prepaid).....16c

Price for nails for putting on ceiling, 12c per pound. 1 pound nails required for each square foot. No wood brackets or miters needed with this ceiling.

Shipping weight, 60 pounds per 100 square feet.

Steel Ceilings may be bought on Easy Payment Terms. See Page 65.




STEEL TILE

Suitable for Large or Small Rooms

48YM2602—Side Wall. Furnished in sheets 24 inches wide by 96 inches long. Can be used in bathrooms, kitchens or in any room where an imitation tile design is desired. The tile design is 1½x6 inches.

Per sheet (not prepaid).....62c

Shipping weight, 60 pounds per 100 square feet.



Cornice Filler Mold

Field

Furnished in Sheets
24 in. Wide by 48 in. Long.

←6-In.→
Design

VENUS

Suitable for Large or Small Rooms


Cornice drops on wall 4¾ inches.

Add 9 inches to length and width of room to allow for cornice before calculating number of square feet required for this design.

48YM11604—Per 100 square feet, including wood brackets for cornice and nails for putting on ceiling (not prepaid).....\$5.85

Shipping weight, 60 pounds per 100 square feet.

Shipped in bundles from factory in CENTRAL OHIO, from which point customer pays the freight



←24-In.→
Design

Field Mold Filler Cornice
Furnished in Sheets
24 in. Wide by 48 in. Long.

LINCOLN

Suitable for Large Rooms, Halls, Churches, Theatres, Etc.

Cornice drops on wall 9 inches.

Add 1 foot 6 inches to length and width of room to allow for cornice before calculating number of square feet required for this design.

48YM11694—Per 100 square feet, including wood brackets for cornice and nails for putting on ceiling (not prepaid).....\$5.85

Shipping weight, 60 pounds per 100 square feet.

Garage Door Set Complete Hardware for Double Doors

For your garage, this serviceable set! Strong, durable; set consists of six 10-inch extra heavy embossed T hinges, 6-inch chain bolt, six-inch foot bolt, universal latch with inside pull, and pair of padlock eyes. Complete with screws; neatly finished in black japan. For 8 to 10-foot opening. Postpaid.

99D4451—Set... \$2.50

Folding and Sliding 3-Door Garage Set

Easily installed. Set for three doors, each not over 2 inches thick or 3 feet wide. Provides service door. Can be operated either to right or left. Set includes roller bearing hanger, 4 1/2 pairs 4x4-inch butts, door pull, thumb latch and handle, foot bolt, chain bolt, 7 feet steel tracks, brackets and all necessary screws and bolts. Complete with instructions. For 8 to 9-ft. opening. Postpaid.

99D4452—Set..... \$3.65

"Clear View"

Around the Corner 3-Door Garage Set

Usual \$6.50 value elsewhere. Doors slide around the corner inside the garage. Three-door arrangement permits two doors to slide around the corner either to the right or left inside garage. Service door may be hinged to jamb on the right or left side, or the three doors may be hinged together if preferred. Three roller bearing hangers; 3 6-inch heavy strap hinges; 3 8-inch heavy T-hinges; 2 handles; 1 thumb-latch; 2 floor door guide plates; 1 door bumper; 6 28-inch sections flat track and 1 curved piece. With bolts, screws and instructions. Fits opening up to 8 feet wide. Opening must be 21 inches from corner. Shipping weight, 43 pounds. Shipped Freight or Express, Not Prepaid.

99D4454..... \$4.50




Garage or Barn Door Track



For "Rockwell" hangers or any hanger using flat track. Round edge heavy flat steel, 1 1/2 x 3/16 inches. Steel brackets attached. Includes all necessary screws. Shipped Freight or Express, not Prepaid.

Catalog No.	Lgth., Ft.	Shpg. Wt., Lbs.	Each
99DM1041	6	6	48c
99DM1042	8	8	64c
99DM1043	10	10	80c

WE DO NOT PAY FREIGHT



Genuine Rockwell Garage or Barn Door Hangers and Sets


Have large 3 1/2-inch roller bearing wheels. Provided with hinge door attachment. Cannot bind. Won't jump off track. Guard holds wheels on track if door is raised by obstructions. Black japanned finish. Bolts for attaching to door included. Weight, 8 pounds. Postpaid.

99D4240—Pair hinged joint roller bearing hangers only..... 85c

Complete Sets with Hangers and Track. Two "Rockwell" hangers, with track complete. Shipped Freight or Express, Not Prepaid.

Catalog No.	Doors, Width	Track	Shpg. Wt.	Set
99DM4479	8 ft.	16 ft.	24 lbs.	\$1.95
99DM4480	10 ft.	20 ft.	30 lbs.	2.30

The New Improved Roller Bearing STORM KING



We absolutely guarantee that a set like this cannot be bought under \$5.00 elsewhere. No more tugging, pulling, or pushing. Your garage or barn doors will work easier than ever before, because they operate on roller bearings. Will carry doors weighing up to 1,000 lbs. Cannot jump the track. Storm-proof and bird-proof. Up and down adjustment provided by slotted holes. Set includes two adjustable double roller bearing hangers, complete with track, lag screws, bolts, and bracket. Gray enameled finish. Shipped Freight or Express. Not Prepaid.

99DM4470—Set for 8-foot doors. Shpg. wt., 30 lbs..... \$2.95


99DM4471—Set for 10-foot doors. Shpg. wt., 35 lbs..... 3.45

Plain Bearing Hanger Sets Similar to Above

99DM4477—Set for 8-foot doors. Shpg. wt., 33 lbs..... \$2.80

99DM4478—Set for 10-foot doors. Shpg. wt., 38 lbs..... 3.30

"ROLLRITE" Anti-Friction Roller Bearing Hangers



Makes your garage or barn door work as easily as the front door of your home. These roller bearing double trolley hangers are carefully and scientifically designed. They never give trouble. Covered track protects roller bearing hangers from weather, rain and birds. Never sag. Have vertical and lateral adjustments, without blocking up or removing door. Suitable for doors up to 2 1/4 inches thick. Our low prices challenge all competition.

99D4250—Two hangers, without track. Includes one center bracket and two end brackets, necessary bolts and screws for attaching. Postpaid..... \$1.75

"ROLLRITE" COMPLETE SETS

All necessary hangers, track, brackets, bolts and screws. Shipped Freight or Express, Not Prepaid.

99DM4483—For 8-foot door. Shpg. wt., 33 lbs..... \$4.95

99DM4484—For 10-foot door. Shpg. wt., 40 lbs..... 5.80

Heavy Japanned Steel Trolley Track for above hangers. Prices do not include brackets. Shpg. wt., 1 1/2 lbs. to the foot. Shipped Freight or Express. Not Prepaid.

99DM4486—Length, 4 feet.... 74c

99DM4488—Length, 6 feet.... \$1.10

99DM4487—Length, 5 feet.... 92c

99DM4489—Length, 8 feet.... 1.48

99DM4490—Length, 10 feet.... \$1.85

Steel Brackets for Above Tracks

Should be attached 3 feet apart. Lag screws included.

99D4241—Single brackets. Postpaid. Each..... 15c

99D4239—Double brackets for parallel doors. Postpaid. Each..... 50c

Steel T Hinges

Size given is measurement from joint to end of hinge. Pair. Screws included. We Pay the Postage.

99D4398—Light.

Size, inches...	3	4	6
Pair.....	9c	12c	17c
6 pairs.....	49c	65c	95c

99D4399—Extra Heavy.

Size, in.	6	8	10
Pair....	\$0.25	\$0.40	\$0.59
6 pairs.	1.45	2.30	3.35

Steel Hinge Hasps

Length from joint to end of strap, 6 inches. Screws included. We Pay the Postage.

99D4207—Each..... 9c

Steel Safety Hinge Hasps

When locked, screw heads are concealed. Screws included. Postpaid.

99D4213—4 1/2 in..... 10c

99D4214—6 in..... 20c

Hinges and Door Trimmings at Lower Cost

9c Steel Strap Hinges

Pair 3-in. Size given are one-half the total length. Screws included. We Pay the Postage.

99D4394—Light.

Size, in....	3	4	6
Pair.....	\$0.09	\$0.12	\$0.19
6 pairs.....	.49	.68	1.08

99D4395—Heavy.

Size, in....	6	8	10
Pair.....	\$0.20	\$0.30	\$0.50
6 pairs....	1.15	1.70	2.90

Screw Strap Hinges

Heavy steel. Bolts included. 45c Pair 10-in.

99D4390 Postpaid

Lgth., in...	10	12	14
Pair.....	\$0.45	\$0.50	\$0.65
6 pairs....	2.60	2.90	3.75

Barn Door Stay Roller

15c Postpaid Reversible and adjustable from 1 1/4 to 2 3/4 inches. Heavy japanned steel. Postpaid.

99D4244—Each..... 15c

Hooks and Staples

Extra heavy bright steel hook. Five inches long. For doors and gates. 3 for 12c

Postpaid. 99D4223

3 for..... 12c Postpaid

50 Assorted Staples

26c Postpaid Steel. Assorted.

Sizes, 1 to 3 inches

Postpaid. 99D4217..... 26c

Corner Irons

Wrought steel. With screws. Postpaid. 12 For 15c

1 1/2 in. Postpaid

99D4191

Size, in....	1 1/2	2 1/2	3 1/2	4 1/2
Dozen....	15c	28c	40c	75c

Foot Bolt

Japanned steel. Length, 6 inches. 3/8-inch solid rust-proof bolt. Locked or released with foot. Screws included. We Pay the Postage.

99D4245..... 37c

Yankee Door Catch

Cast iron, japanned. With screws. We Pay the Postage.

10c 99D4242

Postpaid 10c

Barn Door Pulls

Large, full grip. Japanned steel. Length, 6 1/2 in. With screws. We Pay the Postage.

99D4237..... 9c

Thumb Latch

Wrought steel, japanned finish. Complete with handle, thumb latch, inside door latch, catch and screws. Handle 6 1/2 in. long. Postpaid.

99D4232

Set..... 17c

Chain Bolt

Japanned steel. Length, 6 inches. 3/8-inch solid rustproof bolt. 24-inch chain. Reversible for doors swinging in or out. Screws included. We Pay the Postage.

99D4243..... 37c

Garage Door Holders

Heavy japanned steel. 12-inch arms. Saw tooth points hold on cement or ground. With screws. Postpaid.

99D4228—Per pair..... 39c

"Automatic" Garage Door Holders

Easy to install; no loose parts. Simple, positive action. Gravity catch locks when door is opened. Released by backward pull on door. We believe it is the best holder made. Length, 31 in. Screws included. Postpaid.

99D4235

Per pair..... \$1.98


Swinging Door Latch

Heavy cold rolled steel, japanned. Rustproof bolt. Easiest operating latch made. Fits doors 1/2-inch to 2 1/4 inches thick.

99D4233—Without padlock. Postpaid. 48c

99D4234—With 1 1/2-in. chromium plated padlock. Postpaid..... 68c

The CHICAGO



Our Greatest Lock Set Value! Beauty and Security Combined

Built on straight line principle, reflecting neatness and simplicity. A design that goes well with any style of architecture. Easy to apply and extremely appropriate for repair work. The broad beveled edges add a touch of refinement to the design. All lock sets furnished complete with screws to match finish. A comparison will convince you we furnish better goods and at lower prices than offered elsewhere.

Steel Lock Sets for Inside Doors.
Reversible mortise lock, 3 1/4 x 3 1/4 inches; 2 1/4-in. knobs. Heavy beveled edge escutcheons, 7 x 2 1/4 inches. Nickel plated key.
9D4619—Lemon brass finish, steel. Per set. Postpaid.....**39c**
9D4679—Old copper finish, steel. Per set. Postpaid.....**39c**
Genuine Solid Bronze Lock Sets for Inside Doors.
Easy spring mortise, lock, 3 1/4 x 3 1/4 inches, with cast bronze face and bolts. Genuine bronze 2 1/4-in. knobs, and escutcheons, 7 x 2 1/4 in. Nickel plated key.
9D4620—Lemon brass finish on genuine bronze. Set, Postpaid.....**\$1.50**
9D4680—Old copper finish on genuine bronze. Set, Postpaid.....**\$1.50**

Steel Bathroom Sets.
9D4622—Lemon brass finish. Nickel plated inside. Postpaid.....**85c**
9D4682—Old copper finish. Nickel plated inside. Postpaid.....**85c**

Genuine Bronze Bathroom Sets.
We recommend bronze bathroom sets. Will not rust.
9D4419—Lemon brass finish outside. Nickel plated inside, with thumb turn in place of key. Per set, Postpaid.....**\$2.00**
9D4421—Old copper finish on outside, nickel plated inside, with thumb turn in place of key. Per set, Postpaid.....**\$2.00**

Bit Key Front Door Lock Sets.
Reversible lock, 5 1/2 x 3 1/2 in.; 2 1/4-in. knobs; escutcheons, outside, 10 1/2 x 2 1/4 in.; inside, 7 x 2 1/4 in. Two keys. Postpaid.....**\$6.50**

Electro Plated Steel face, knobs and escutcheons.
9D4627—Lemon brass finish. Set.....**1.59**
9D4675—Old copper finish. Set.....**1.59**
Genuine Bronze face, knobs and escutcheons.
9D4626—Lemon brass finish. Set.....**2.85**
9D4674—Old copper finish. Set.....**2.85**

Cylinder Front Door Lock Sets.
Reversible lock, 5 1/2 x 3 1/2 in. Genuine Bronze face, 2 1/4-in. knobs and escutcheons; outside, 10 1/2 x 2 1/4 in.; inside, 7 x 2 1/4 in. One key operates both bolts from outside. Thumb turn on inside. Three nickel silver keys.
9D4624—Lemon brass finish on genuine bronze. Set, Postpaid.....**\$6.50**
9D4676—Old copper finish on genuine bronze. Set, Postpaid.....**\$6.50**

French Window Lock Sets.
Genuine Bronze. Lock, 3 1/4 x 1 1/2 in.; escutcheons, 4 1/2 x 1 in.; knob, 1 1/2 in. Lever handle one side. Postpaid.
9D4527—Lemon brass finish.....**\$1.95**
9D4755—Old copper finish.....**1.95**
Genuine Bronze Rear Entrance Sets.
Three tumbler lock, bronze face, knobs and escutcheons.
9D4621—Lemon brass finish. Postpaid.....**\$1.85**
9D4681—Old copper finish. Postpaid.....**1.85**


The Colonial

Your opportunity to save at least one-third over prices elsewhere on this extra high quality lock set. 2-inch clear fluted glass knobs of very latest design. Lemon brass plated metal trimmings. Reversible mortise lock, 3 1/4 x 3 1/4 in. Postpaid.
9D4646—Set.....**72c**
9D4058—Fluted Glass Knobs only. Lemon brass plated trimmings. Per pair. Postpaid.....**55c**
9D4644—Mortise Lock only. Postpaid.....**38c**

Cadmium Plated Non-Rust Cellar Window Set
Pair 2 1/2-in. steel butts, one steel sash fastener and one 2 1/2-in. hook and eye. With screws.
9D4382—Set, Postpaid.....**17c**

The Newest Designs in LION Brand BUILDERS HARDWARE

The SHEFTON



We Save You Money!

Rectangular decorated design. Preferred by many home owners. The escutcheons are easy to align with the door edge when mounting. A sunken molding gives it a touch of ornamentation that removes all traces of severity. The special sanded old brass finish with dull background and polished high lights takes this design out of the ordinary run of goods. This beautiful design at our low price offers unusual value. Sanded old brass finish. Complete with screws to match.

9D4595—Inside Lock Set. Steel escutcheons and knobs. Lock, 3 1/4 x 3 1/4 inches. Postpaid.....**55c**
9D4594—Bathroom Lock Set. Genuine bronze, nickel plated inside, thumb turn in place of key. Postpaid.....**\$2.15**


9D4591—Bit Key Front Door Lock Set. Genuine bronze face, escutcheons and knobs. Outside escutcheon 10 1/2 x 2 1/4 in. Two keys. Lock, 5 1/2 x 3 1/2 in. Postpaid.....**\$2.95**

9D4592—Cylinder Front Door Lock Set. Genuine bronze face, escutcheons and knobs. Outside escutcheon, 10 1/2 x 2 1/4 in. Reversible lock, 5 1/2 x 3 1/2 in. Three nickel silver keys. Postpaid.....**\$6.75**

9D4590—Cylinder Entrance Handle Lock Set. Genuine bronze. Operated by thumbpiece on outside. Reversible lock, 5 1/2 x 3 1/4 in. Three nickel silver keys. Postpaid.....**\$7.25**

9D4593—Rear Entrance Lock Set. Genuine bronze face, escutcheons and knobs. Three tumbler lock, 3 1/4 x 3 1/4 inches. Postpaid.....**\$2.10**

The LA TOSCA



Our Prices Are Lower!

A beautiful design. One of the most unique and fascinating you will find anywhere. Will add distinction and grace to the most beautiful home. Entirely removed from so called stock designs. Gives added charm to your home and makes it a source of pride and satisfaction to you. Sanded old brass finish. Complete with screws to match.

9D4856—Inside Lock Set. Steel knobs and escutcheons. Lock, 3 1/4 x 3 1/4 inches. Postpaid.....**98c**

9D4857—Inside Lock Set. Fluted glass knobs, 2 in. steel escutcheons. Lock, 3 1/4 x 3 1/4 in. Postpaid.....**\$1.20**

9D4852—Inside Lock Set. Genuine bronze knobs and escutcheons. Lock, 3 1/4 x 3 1/4 in. Postpaid.....**\$2.25**

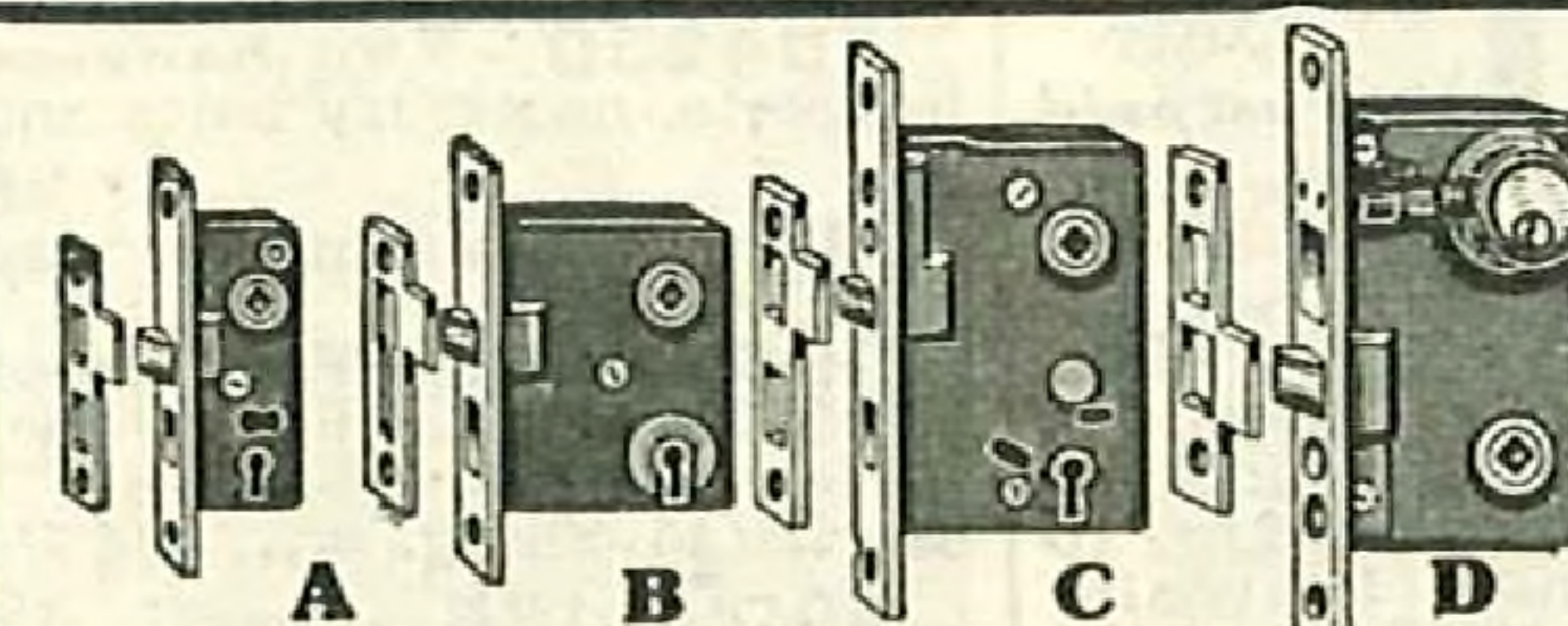
9D4855—Closet Door Lock Set. Genuine bronze knob and escutcheon. Turn inside in place of knob. Postpaid.....**\$1.95**

9D4853—Bathroom Door Lock Set. Genuine bronze knobs and escutcheons. Nickel plated inside with thumb turn in place of key. Postpaid.....**\$2.65**

9D4851—Bit Key Front Door Lock Set. Genuine bronze face, escutcheons and knobs. Reversible lock, 5 1/2 x 3 1/2 in. Outside escutcheon, 7 1/2 x 2 1/4 in. Two keys. Postpaid.....**\$4.25**

9D4850—Cylinder Front Door Lock Set. Genuine bronze face, escutcheons and knobs. Reversible lock, 5 1/2 x 3 1/2 in. Outside escutcheon, 7 1/2 x 2 1/4 in. Three nickel silver keys. Postpaid.....**\$8.95**

9D4854—French Window Lock Set. Genuine bronze knob, escutcheons and lever handle. Lock, 3 1/4 x 1 1/2 in. Postpaid.....**\$2.75**



Styles of Locks Used in LION Sets

- A—French Window Set
- B—Inside Door Set
- C—Bit Key Front Door Set
- D—Cylinder Front Door Set

All our locks are carefully built and assembled by hand, insuring perfect operation.

UNUSUAL VALUES-SASH CORD and WINDOW HARDWARE




A very superior quality. Woven from thread yarn made of selected long fiber cotton. Strong and pliable and will not stiffen. Put up in bundles of 100 ft. No. 7 makes a very strong and lasting clothesline; also useful for tying trunks, for cattle ties, halter-ropes, halyards, swings, etc. We Pay the Postage.

9D6224—No. 7. Size, 1/2-in. 100 ft.....**63c**
9D6225—No. 8. Size, 3/4-in. 100 ft.....**70c**


Steel Sash Pulleys

57c Doz. Postpaid
Easily inserted in casing, 2-in. wheel. We Pay Postage.
9D4256 Per dozen**57c**



Hook Sash Lifts

Size, 1 1/2 inches. With screws. Plated Steel. Postpaid.
9D4522—Lemon brass, 6 for.....**13c**
9D4768—Old copper, 6 for.....**13c**
9D4539—Sanded old brass, 6 for.....**14c**
Genuine Brass. Postpaid.
9D4524—Lemon brass, 6 for.....**38c**
9D4770—Old copper, 6 for.....**38c**
9D4549—Sanded old brass, 6 for.....**40c**
9D4413—Nickel plated. Each.....**8c**



Sash Lifts

Size, 3 1/2 in. With screws. Postpaid.
9D4530—Lemon brass finish, Ea.....**4c**
9D4760—Old copper finish, Ea.....**4c**
9D4565—Sanded old brass finish, Ea.....**5c**
9D4414—Nickel plated finish. Each.....**5c**



Crescent Sash Fasteners

Cast iron. With screws. Postpaid.
9D4518—Lemon brass, Ea., 7c; doz.....**79c**
9D4772—Old copper, Ea., 7c; doz.....**79c**
Per doz.....**79c**
9D4566—Sanded old brass, Ea., 8c; doz.....**89c**
9D4410—Nickel plated Ea.....**9c**; per doz.....**98c**

Ventilating Side Sash Fasteners

Holds sash firmly in any position. Prevents rattling. With screws.
9D4514—Lemon brass finish. Each, Postpaid.....**13c**
9D4776—Old copper finish. Each, Postpaid.....**13c**

Window Spring Bolt

Cadmium plated steel. Size 3 1/2 inches, overall. We Pay the Postage.
9D4254—Doz.....**30c**



Casement Fasteners

For either right or left hand sash. Size, 1 1/2 in. With screws.
9D4532—Lemon brass finish. Each, Postpaid.....**13c**
9D4759—Old copper finish. Each, Postpaid.....**13c**
9D4572—Sanded old brass finish. Each, Postpaid.....**15c**
9D4417—Nickel plated finish. Each, Postpaid.....**16c**

Casement Window Adjuster

Knob style, screw fastener. Will hold windows opening out, in any position. 12 in. long. Lemon brass finish. With screws.
9D4534—Postpaid.....**39c**



Universal Friction Casement Adjuster

For windows opening out. Size, 12 in. With screws. Postpaid.
9D4533—Lemon brass.....**95c**
9D4751—Old copper.....**95c**
9D4563—Sanded old brass.....**\$1.10**



Pullman All Steel Sash Balances

Rustless metal tape, and up Steel Set, of 4 tension spring. Operates noiselessly and efficiently. With screws.
9D4258—We Pay the Postage.

Size	Balances	Set of
No. 1	6 to 7	\$1.90
2	8 to 9	2.10
3	10 to 11	2.30
4	12 to 13	2.40
5	14 to 15	2.65
6	16 to 17	2.85

Stop Bead Screws and Washers

9D4512—Lemon brass finish. Doz.....**10c**
9D4780—Old copper finish. Doz.....**10c**
Dozen Postpaid.


The Choice of One of America's LEADING ARCHITECTS



The sign of beauty, service and security at your door. The utmost in modern design, and mechanical perfection. Our selection of LION brand lock sets listed below are real American styles for real American homes. LION brand sets are recommended by leading architects.

Mr. David S. Betcone, one of America's leading architects, personally favors LION brand lock sets for their individuality, artistic lines and sturdy construction. Mr. Betcone has recommended the use of LION brand lock sets to more than 50,000 home builders.

The GREENWICH



Inside Lock Set
9D4583
65¢
Postpaid

INSIDE DOOR SETS

For those who prefer something other than rectangular shapes, no lock design could be more acceptable than the Greenwich. A pendant type of graceful contour, this early American design, with its well balanced lines and perfect proportions throughout, is an artistic addition to our period hardware that will bring joy and satisfaction to the home owner. Furnished in lemon brass finish with screws to match. This is a very special value.

9D4583—Inside Lock Set. Steel knobs and escutcheons. Locks, 3 3/4 x 3 3/4 in. Postpaid.....**65¢**

9D4584—Inside Lock Set. Fluted glass knobs, steel escutcheons. Lock, 3 3/4 x 3 3/4 in. Postpaid.....**79¢**

9D4582—Bathroom Lock Set. Fluted glass knobs, genuine bronze escutcheons with nickel plated finish inside. Thumb turn in place of key. Postpaid....**\$1.85**

9D4581—Bit Key Front Door Lock Set. Steel knob and escutcheon on outside; glass knob inside. Reversible lock, 5 x 3 1/2. Two keys. Postpaid.....**\$1.95**

9D4580—Cylinder Front Door Lock Set. Genuine bronze face, outside knob and escutcheons. Fluted glass inside knob. Outside escutcheon, 8 x 2 in. Reversible lock, 5 1/2 x 3 1/2. Three nickel silver keys. Postpaid.....**\$7.50**

The NARCISSUS



Inside Lock Set
9D4575
\$1.40
Postpaid

A beautiful, artistic design with fluted glass knobs and decorated trimmings. The entrance handle set can be used with any style of inside trim. Furnished in sanded old brass finish with screws to match.

9D4575—Inside Lock Set. Fluted glass knobs. Plated steel trimmings. Lock, 3 3/4 x 3 3/4 in. Postpaid....**\$1.40**

9D4553—Inside Lock Set. Fluted glass knobs. Genuine bronze trimmings. Lock, 3 3/4 x 3 3/4 in. Postpaid.....**\$1.95**

9D4554—Closet Door Lock Set. Fluted Glass knob outside, turn on inside. Genuine bronze trimmings. Postpaid.....**\$1.60**

9D4555—Bathroom Lock Set. Fluted glass knobs. Genuine bronze trimmings. Nickel plated finish inside, with thumb turn in place of key. Postpaid.....**\$2.35**

9D4552—Bit Key Front Door Lock Set. Genuine bronze face, outside knob and trimmings. Fluted glass knob inside. Reversible lock, 5 x 3 1/2 in. Two keys. Postpaid.....**\$4.75**

9D4550—Cylinder Front Door Lock Set. Genuine bronze face, outside knob and trimmings. Fluted glass knob inside. Reversible lock, 5 1/2 x 3 1/2 in. Three nickel silver keys. Postpaid.....**\$9.35**

9D4551—Cylinder Entrance Handle Lock Set. Genuine bronze face, lever handle and latch and trimmings. Fluted glass knob inside. Operated by thumbpiece on outside. Reversible lock, 5 1/2 x 3 1/2 in. Three nickel silver keys. Postpaid.....**\$9.65**

9D4556—French Window Set. Genuine Bronze lever handle and trimmings. Fluted glass knob, Lock 3 3/4 x 1 1/2 in. Postpaid.....**\$3.35**

The RHYTHMIC



A modernistic design. Beautiful and conservative yet completely modern. It blends into typical American Homes and buildings and marks the owner as one in step with modern tendencies. While "modernistic," it is not limited to use on extremely modern types of architecture, but can be used to give that up-to-date touch to the older homes. In lemon brass finish. Screws to match. Postpaid.

9D4603—Inside Lock Set. Fluted glass knobs; steel escutcheons. Locks, 3 3/4 x 3 3/4 in. Postpaid.....**\$1.10**

9D4602—Bathroom Lock Set. Fluted glass knobs. Genuine bronze escutcheons, nickel plated trimmings inside. Thumb turn in place of key. Postpaid.....**\$1.95**

9D4601—Bit Key Front Door Lock Set. Genuine bronze face, outside knob and escutcheons. Fluted glass knob inside. Reversible lock, 5 x 3 1/2 in. Two keys. Postpaid.....**\$4.25**

9D4600—Cylinder Front Door Lock Set. Bronze face, outside knob and escutcheons. Fluted glass knob inside. Outside escutcheon, 10 x 2 1/2 in. Reversible lock, 5 1/2 x 3 1/2 in. 3 nickel silver keys. Postpaid.....**\$8.85**

9D4604—French Window Set. Genuine bronze escutcheons and lever handle, 1 3/4 in. fluted glass knob. Lock, 3 3/4 x 1 1/2 in. Postpaid.....**\$2.75**

Antique Hand Wrought Design

Styled in the traditional English manner. Simple yet appropriate. It gives your home an old time charm and quaintness that is admired so much these days. The fittings illustrated are exact reproductions of fine pieces seen on the front doors of dwellings in the colonial days — gracefully swinging hinges and a latch of hospitable security. "Hand Wrought" is so fitting in design and so remarkable in wear that architects recommend it. The cylinder entrance lock furnished with this design assures complete security. Entrance set and straps made of non-rusting metal, will not streak or mar the door. With screws.



9D4700 — Cylinder Entrance Lock Set. Lever handle outside, knob inside. Reversible lock 5 1/2 x 3 3/4 in. Three keys. Postpaid.....**\$10.25**


9D4701 — Straight Hinge Strap. Postpaid. Size, in. 8 3/4 17 1/2 22 Each.....**89¢ \$2.00 \$2.85**

9D4702 — Curved Hinge Strap. 25-in. Postpaid.....**\$4.85**

9D4703—Inside Lock Set. Reversible lock, 3 3/4 x 3 1/2 in. Postpaid.....**\$1.45**

\$1.45
9D4703 Postpaid

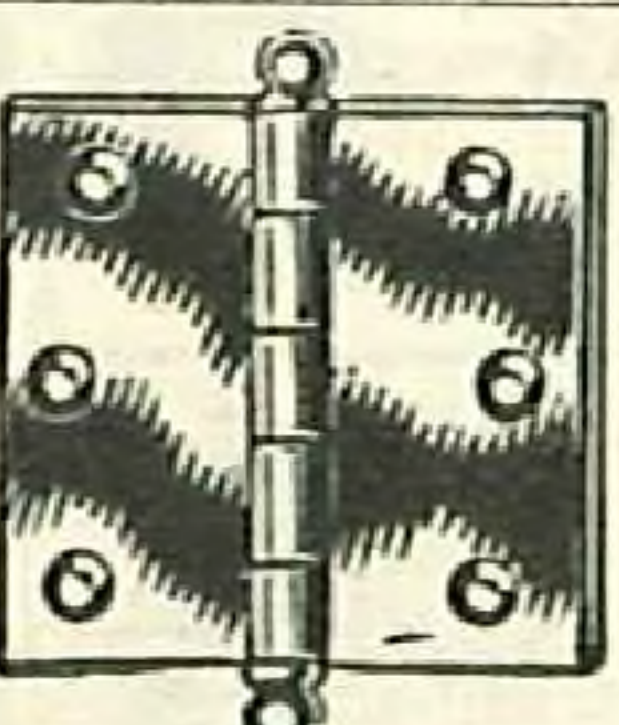
HIGH GRADE BUTTS at LOW PRICES



Steel Butts
Less Than **5¢** Pair 1-in.

Postpaid
Narrow, fast joint. Plain finish. With screws. We Pay the Postage.

9D4388
Length, 1 in. 3 pairs.....**14¢**
Length, 1 1/2 in. 3 pairs.....**15¢**
Length, 2 in. 3 pairs.....**19¢**
Length, 2 1/2 in. 3 pairs.....**25¢**



Light Cupboard Butts

Steel. Loose pin. Screws to match. Postpaid.

9D4653
Lemon brass. Pair. Size, in. Pair
2 x 2.....**18¢**
2 1/2 x 2.....**21¢**
2 1/2 x 2 1/2.....**24¢**

9D4569—Sanded old brass finish. Size, 2 1/2 x 2 inches. Per pair.....**25¢**

9D4426—Nickel plated. Size, 2 1/2 x 2 inches, for bath cabinets etc. Per pair.....**26¢**

Half Mortise Butts

19¢

Pair 1 1/2-In.

Lemon Brass or Old Copper
Postpaid

Heavy steel, loose pin. With screws to match. Prices are per pair. We Pay the Postage.

Length of Joint, Inches	9D4654 Lemon Brass	9D4838 Old Copper	9D4567 Sanded Brass
1 1/2	19¢	19¢	23¢
2	25¢	25¢	29¢
2 1/2	27¢	27¢	31¢
3	28¢	28¢	33¢
3 1/2	29¢	29¢	35¢
4	42¢	42¢	47¢

9D4428—Nickel plated steel. We Pay the Postage.

Size, 2 inches. Pair.....**37¢**
Size, 3 1/2 inches. Pair.....**48¢**

Loose Pin Plated Butts

16¢

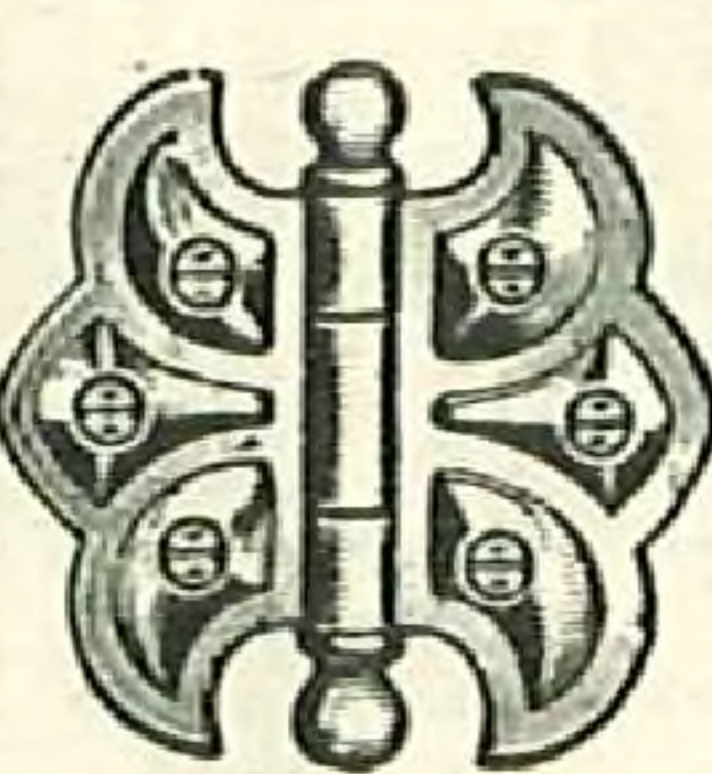
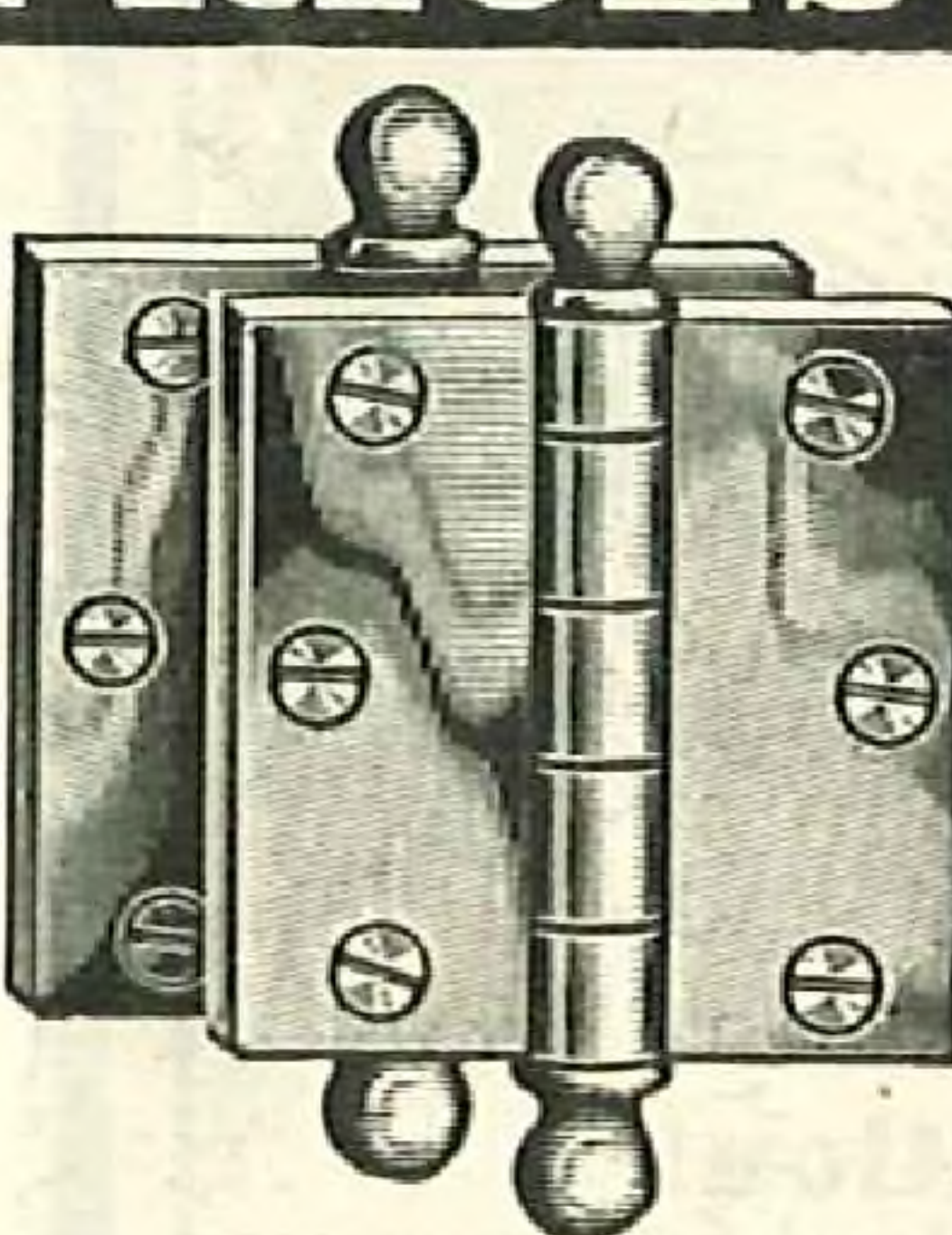
Pair, 2 1/2-In. Lemon Brass or Old Copper

Postpaid

Best quality, extra heavy steel, ball tip, loose pin. Beautifully finished to harmonize with other hardware. Every butt fitted to work smooth and easy. With screws to match. Prices are per pair. Postpaid.

Size, In.	9D4651 Lemon Brass	9D4832 Old Copper	9D4568 Sanded Brass
2 1/2 x 2 1/2	16¢	16¢	22¢
3 x 3	17¢	17¢	23¢
3 1/2 x 3 1/2	18¢	18¢	24¢
4 x 4	29¢	29¢	33¢
4 1/2 x 4 1/2	53¢	53¢	57¢

9D4424—Nickel plated. Size 3 1/2 x 3 1/2 in. for bathroom. We Pay the Postage. Pair.....**33¢**



Butterfly Steel Butts

Ball tip, embossed, for cupboards and china cabinets. Size, open, 2 3/4 x 2 in. With screws to match. Postpaid.

9D4656—Lemon brass finish. Pair.....**12¢**
Dozen pair.....**\$1.39**

9D4842—Old copper finish. Pair.....**12¢**
Dozen pair.....**\$1.39**

9D4548—Sanded old brass finish. Pair.....**15¢**
Dozen pair.....**\$1.70**

12¢
Pair, and Up
Postpaid

Push Plates

60¢ Pair Glass Postpaid

For use on double acting doors.

9D4719 Plate glass, bevel edge, 3 x 12-inch. With screws. Pair, Postpaid.....**60¢**

9D4630 Real brass, bevel edge, 2 3/4 x 10 1/2-inch. Lemon brass finish. With screws. Pair, Postpaid.....**73¢**



Ball Bearing Floor Hinges

87¢ Lemon Brass or Old Copper Postpaid

For double acting doors. Strong spring. Smooth, easy action. For doors 1 1/4 to 1 3/4 in. thick. With screws. Postpaid.

9D4658—Lemon brass......**87¢**
9D4845—Old copper......**87¢**
9D4542—Sanded old brass......**93¢**

For double acting doors. Strong spring. Smooth, easy action. For doors 1 1/4 to 1 3/4 in. thick. With screws. Postpaid.

9D4658—Lemon brass......**87¢**
9D4845—Old copper......**87¢**
9D4542—Sanded old brass......**93¢**

9D4658—Lemon brass......**87¢**
9D4845—Old copper......**87¢**
9D4542—Sanded old brass......**93¢**

LION-The BETTER DOOR CHECK

Closes door quickly, silently. Non-freezing liquid for efficient year-round operation. The type used in U. S. hospitals and large office buildings. Gold bronze finish. With screws. Postpaid.

9D4441—Size 1. For screen, or very light inside doors.....**\$3.85**

9D4442—Size 2. For light inside doors, up to 7 x 2 1/2 ft. and 1 1/2 inches thick.....**\$5.15**

9D4443—Size 3. For heavy inside doors, not more than 7 x 3 ft. and 1 1/2 inches thick, or Postpaid light outside doors, Size 1 Lion 7 x 2 1/2 ft. and 1 1/2 inches thick.....**\$5.75**

9D4444—Size 4. For extra heavy inside door or outside door not over 7 1/2 x 3 ft. and 2 1/4 inches thick.....**\$7.35**

9D4445—Size 5. For medium outside doors not over 7 1/2 x 4 ft. and up to 3 inches thick.....**\$9.25**


9D4446—Size 6. For heavy outside and heavy metal doors 8 1/2 x 4 ft. Postpaid.....**\$11.25**

B. K. S. Door Checks. Standard grade. With screws. Postpaid.

9D4447—Size 1. For light inside doors.....**\$3.00**

9D4448—Size 2. For medium inside doors.....**3.90**

9D4449—Size 3. For light outside doors.....**4.25**
9D4450—Size 4. For heavy doors up to 3 x 7 ft. by 2 inches thick.....**4.95**



\$3.85 GUARANTEED 3 YEARS

LION

Cylinder Padlock

Pickproof-Breakproof Rustproof



75¢

1 1/2 x 2 1/4 In.
We Pay the Postage

Built for years of security. One-piece tough, solid bronze case, pickproof padlock. Five disc tumbler cylinder. Hardened, rustproof steel shackle. No two keyed alike. Two nickel plated coined keys; small size, convenient to carry. Others ask as much as \$2.00 for a lock of this high grade. Postpaid.

9D4356—1 1/2 x 2 1/4 in. 75c
9D4357—1 1/2 x 2 1/4 in. 90c

Security Padlock

9¢ Post-paid

Low priced. Brass plated steel. Two keys. Size, 2 x 2 1/2 inches. We Pay Postage. 9D4358 9c

6-Lever Padlock

18¢ Post-Paid

Brass plated steel. 2x3 in. 2 keys. Usually 25c elsewhere. Post-paid. 9D4352 18c

Chromium Plated Padlock

23¢ 1 1/2-In.

Strength and security. 2 keys. Post-paid. 9D4374 1 1/2 x 1 1/2 in. 23c
9D4370 2x3 in. 28c

RFD Mail Box Lock

45¢ Post-paid

With chain. Cast brass case, steel shackle. Self locking. 1 1/2 x 2 1/2 in. Two keys. Postpaid. 9D4347 45c

Lion Padlock

Made exclusively for us. Has strength, beauty and security. Solid cast brass case with round steel shackle. Size, 1 1/2 x 2 1/4 in. 2 keys. Usual 75c value elsewhere. Post-paid. 9D4371 48c Postpaid

Fulton Padlock

Burglar proof. Rust-proof heavy iron case. Pin tumbler cylinder. Phosphor bronze shackle. 2 keys. No two locks keyed alike. Size, 2 x 2 1/2 in. Post-Postpaid paid. 9D4355 89c

Adjustable Shackle Lock

For bicycles, duffle bags, tire, chains, etc. Cast brass lock; steel shackle. Case, 1 1/2 in. Adjustable from 1 to 5 1/2 in. 2 keys. Post-paid. 9D4373 75c


Anti-Rattle Spare Tire Lock

Cast bronze, 1 1/2 in. lock. Shackle adjustable 1/2 to 1 1/2 in. Rubber button between case and shackle prevents rattling. Two keys. Postpaid. 9D4372 98c

No Keys "Junkunc"

Combination Padlock. Brass case and knob, steel shackle. 1 1/2 in. Strong, secure. Postpaid. 9D4367 Enameled dial 79c
9D4369 Bra's dial \$1.15 Postpaid

Cylinder Rim Night Latch



95¢

Postpaid

A Value That Challenges Competition!

Here is a latch made on the very latest principle of burglar-proof locks with a five disc tumbler cylinder of alloy metal. Heavy iron case, 3 1/2 x 2 1/2 inches, black japanned finish. Brass knob and deadlock stop. Heavy brass bolt can be reversed for doors opening in or out. For doors 1/2 inch to 2 1/2 inches thick. Three nickel plated coined keys. New type keys, small in size and convenient to carry. No two latches keyed alike. Complete with screws. 9D4022—We Pay the Postage. 95c

Cylinder Rim Night Latch

Five-pin tumbler "bronze cylinder" latch, usually \$2.00 to \$2.50 elsewhere. Extra heavy iron case. Reversible solid brass spring bolt. Dead locking device. For doors 1/2 to 2 1/2 inches thick. Size of case, 3 1/2 x 2 1/2 in. Three keys. Complete with screws. Postpaid. 9D4021—Japanned. \$1.25
9D4020—Bronze plated. 1.75

Rim Lock Set

Set Reversible for right or left hand. 4 1/2 x 3 1/4 in. Spring and dead bolt. Tinned key, jet black knobs, key hole plate. With screws. Post-paid. 9D4045 37c
9D4044—Lock only 27c
9D4061—Knobs only 19c

Rim Night Latch

Japanned case, 3x2 in. For doors up to 1 1/2 in. thick. Spring bolt. Can be set to hold latch open. Two keys and screws included. 9D4019 49c Postpaid

Rim Latch Set

Reversible. Size, 3 1/2 x 2 1/2 in. Iron bolts, japanned case, jet black knobs. With screws. Post-paid. 9D4027—Set. 37c
9D4026—Latch only. 29c

CUPBOARD and DOOR TRIM

Cupboard Catches

9¢ And Up Post-paid

Steel, electro plated. With screws. Size, 2 1/4 x 1 1/8 inches. Postpaid. 9D4500—Lemon brass. 9c
9D4792—Old copper. 9c
9D4562—Sanded old brass. 10c

Elbow Catch

Japanned iron. With screws. Post-paid. 9D4252. 5c

Cupboard Turns

10¢ And Up Postpaid

Steel, electro plated. Size, 1 1/4 x 1 1/8 inches. Postpaid. 9D4502—Lemon brass. 10c
9D4790—Old copper. 10c
9D4559—Sanded old brass. 12c
9D4408—Nickel plated. 12c

Drawer Pulls

6 for 22¢

Length, 3 1/4 in. Heavy steel, electro plated. With screws. 9D4480—Lemon brass. Postpaid. 6 for 22c
9D4816—Old copper. Postpaid. 6 for 22c
9D4561—Sanded old brass. Postpaid. 6 for 23c

Door Buttons

Japanned. With screws. Postpaid. 9D4205 Size. In. Doz. 1 1/2 10c
2 13c 50 for 35c

Solid Brass Cup Hooks

Assorted. Sizes, 1/2 in., 3/4 in. and 1 in. Postpaid. 9D4317 50 for 35c

Screw Hooks and Eyes

25¢ 72 Pieces

We Pay Postage. Assortment of 72 pieces. Every size, from picture eyes to clothesline hooks. We Pay the Postage. 9D4310. 25c

Mortise Door Bolts

9¢ 2-In. Postpaid

Brass knob. With screws. Postpaid. 9D4248—State length. Length, in. 2 3 4 6 Each. 9c 11c 13c 17c

Japanned Steel Barrel Bolts

9¢ 2-In. Postpaid

Brass knob. With screws. Postpaid. 9D4248—State length. Length, in. 2 3 4 6 Each. 9c 11c 13c 17c

Base Knob With Screw

5¢ And Up Postpaid

Protects wall behind door. Iron, rubber tipped. Postpaid. 9D4457—Lemon brass. 5c
9D4829—Old copper. 5c
9D4545—Sanded old brass. 6c

Door Holders

59¢ Postpaid

Locks or releases with foot. Neat design. Rubber tipped. Holds door in any position. With screws. We Pay the Postage. 9D4498—Lemon brass finish. 59c
9D4794—Old copper finish. 59c

Half Round Surface Bolts

19¢ 4-In. Postpaid

Used on French windows and doors. Steel, lemon brass finish. Screws included. State size. Postpaid. 9D4489—Length, 4 in. 19c
Length, 6 in. 23c

TRIM for FURNITURE and CHESTS

Wardrobe Lock

15¢ Post-paid

Can be used on cabinet doors or drawers. Fastens on inside surface. Steel. 2 1/2 x 1 1/2 in. With screws. 9D4327—Post-paid. 15c

Brass Knobs

58¢ For 6 Postpaid

New period design antique brass knob. Size, 1 inch. We Pay Postage. 9D4467—6 for 58c

Drawer Pulls

40¢ Set of 6 Postpaid

Brass plate. Gilt finish. 1 1/4 x 4 1/4 in. Bolts, 3 in. center to center. Postpaid. 9D4473—Set of 6. 40c

Brass Drop Handles

3 1/4-inch brass plate, handle and lugs. Bolts fasten from rear. 9D4482—Lemon brass. Each, Postpaid. 28c
9D4812—Old copper. Each, Postpaid. 28c
9D4404—Nickel plated. Each, Postpaid. 30c

Trunk Locks

Sturdy, secure lock. With two keys. Size, 6 1/2 x 2 in. With rivets and nails. 9D4336—Brass plated steel. 45c
9D4337—Solid brass. Postpaid. \$1.35

Genuine "Silent Glides"

Makes all furniture slide easily. Saves your rugs and hardwood floors. Hardened nickel steel. We Pay the Postage. 9D4134—State size. Size, in. 1/2 3/4 1 1/2 12 for. 12c 12c 12c 12c

Metal Bed Casters

Ball bearing. Fit iron and brass beds. Wood wheels. Expansion sockets. We Pay the Postage. Wheel Fits Diam. Opening, Inch 4 for 9D4171 1 1/16 5/8 23c
9D4172 1 1/4 3/4 26c

Ball Bearing Grip Neck Steel Casters

We Pay the Postage. Wheel, Set Wood Wheel. In. of 4 9D4120 1 1/16 19c
9D4121 1 1/8 25c
9D4122 1 1/4 32c
Brass Plated Steel Wheel 9D4126 1 1/16 32c
9D4127 1 1/8 42c
9D4128 1 1/4 55c

Ball Bearing Chest Casters

Steel plate. With screws. Postpaid. Wood Wheel 9D4150 1 1/16 in. 1 1/2 x 1 1/8 in. 19c
9D4151 1 1/8 in. 1 1/2 x 1 1/8 in. 25c
9D4152 1 1/4 in. 2 1/4 x 1 1/8 in. 35c
Steel Wheel 9D4155 1 1/16 in. 1 1/2 x 1 1/8 in. 26c
9D4156 1 1/8 in. 1 1/2 x 1 1/8 in. 33c
9D4157 1 1/4 in. 2 1/4 x 1 1/8 in. 45c Postpaid

Truck Casters

Stationary heavy cast iron. Japanned finish. Complete with screws. 9D4166—Postpaid. Size, Height, Wheel Over all Each 2 1/2 in. 4 in. 30c
3 1/2 in. 5 1/2 in. 40c

Stove Casters

Steel Set of 4 **\$1.45 Post-paid** 9D4153—Steel, ball bearing. Cadmium plated, rust-proof. Postpaid. Set of 4. \$1.45
9D4154—Cast iron, japanned. Plain bearing. Postpaid. Set of 4. \$1.30

Brass Chest Locks

Brass. For 1/2 in. wood. With screws. Postpaid. 9D4325—2 x 1 1/2 in. 98c
9D4324—Brass, self locking. For 1 in. wood. With screws. 3 1/2 x 2 1/4 in. Postpaid. \$1.40

Chest Handles

20¢ Pair Postpaid

Japanned steel. 3-inch plate. With screws. Postpaid. 9D4328—Pair. 20c

Brass Box Corners

55¢ For 4 Post-paid

Full polished heavy brass. Size, 1 1/4 x 1 1/4 in. With screws. 9D4342—Package of 4. Postpaid. 55c

Brass Drawer Locks

Brass. For 1/2 in. wood. With screws. Postpaid. 9D4326 40c

Steel Drawer Lock

40¢ Post-paid

For 1/2 in. wood. Size 1 1/4 x 1 1/4 in. Brass cylinder. With screws. Postpaid. 9D4326 40c

Colonial Glass Drawer Knobs

With bolt. Hexagon. We Pay Postage. 9D4461

Ring Drawer Pulls

Brass plate. 1 1/2 in. ring. Antique brass finish. Bolted from rear. Post-paid. 9D4471—6 for 69c

Bassick "No Mar" Furniture Rests

Unbreakable. Will not crack or chip. Fit any standard socket. Slide easy; good looking. We Pay the Postage. 9D4123—1 1/4 in. base. For chairs and light furniture. 4 for 47c
9D4124—1 1/2 in. base. For tables, beds, dressers, etc. 4 for 54c
9D4125—2-inch base. For all heavy furniture. 4 for 64c

Page 78

P547

SEARS, ROEBUCK AND CO.

LUMBER

Let Us Save You Money on Lumber, Lath and Shingles

BUY a better quality of lumber for less money direct from our enormous lumber plants. Our Fir and Pacific Coast Hemlock come from the virgin forests of Washington and Oregon and are far superior to Tamarack, Norway Pine and Eastern Hemlock, often sold elsewhere.

We Keep 25,000,000 to 50,000,000 Feet Always on Hand for Immediate Shipment Consisting of:

Oak Flooring
Maple Flooring
Edge Grain Yellow Pine
Flooring
Red Cedar Shingles
Stained Red Cedar Shingles
Red Cedar Bevel Siding
Redwood Bevel Siding
Spruce Lath

Cypress
Finish
Molding
Bevel Siding
Bungalow Siding
Drop Siding
Barn Siding
Barn Battens

Timbers
Joists
Studding
Rafters
Boards
Shiplap
Dressed and Matched
Drop Siding
Bevel Siding
Barn Siding

Fir and Hemlock
Partition
Ceiling
Flooring
Finish
Bridging
Grounds
Lath
Moldings
Stepping
Bevel Cribbing

SEND US YOUR LIST OF MATERIALS and GET OUR LOW FREIGHT PREPAID PRICES

If you are going to erect a small house or any building requiring as much as a carload of lumber we can make you a very worth while saving. Just send us your list of the lumber (also millwork items) and

get FREE our low prices including transportation charges to your station—no obligation. Immense stocks our yards always carry will assure you of quick delivery.

Let These Lumber Experts Help You

For certain purposes the less expensive grades and kinds of lumber often serve as well as the higher priced grades, and we will be glad to suggest these cheaper grades whenever we have sufficient information. If you are in doubt which grade or what

kind of lumber to use for a given purpose, ask us to help you make your selection. Your questions will receive the personal attention of one of our experienced lumbermen and building experts, who are only too glad to save you money whenever they can.

Only Real Quality Could Inspire These Testimonials

"Your material is a grade far better than I could have bought here. Several lumber dealers inspected it and admitted they did not see how you could furnish such an excellent grade of lumber at such a low figure," says Grayson S. Burke. The explanation is, we see how much value we can give—not how little and, for every carload of lumber the dealer sells we sell several train loads. (Address on request.)

"The quality of lumber could not be duplicated for the price. I know I saved \$200.00 says J. E. Schmidlin. "It's better than I could get right from the local mills," adds Mr. Chas. Seehase. Another contractor-builder, M. E. Claffin, says, "I have used lumber for over 30 years and I have never used any better lumber. I figure I saved 20 per cent." (Addresses furnished on request.)

Is it any wonder we are able to sell many millions of feet of lumber a year, in view of such a record for value giving?

Sears, Roebuck and Co.
The World's Largest Store

WRITE YOUR LIST on BACK of THIS SHEET

**This Is
Not an
Order
Blank**

Sears, Roebuck and Co.

Please Use
the Order
Blank
When
Ordering

FREE ESTIMATE BLANK

IN addition to the items shown in our Millwork Catalog we stock millions of feet of lumber. Send us a list of the lumber you need along with all other items and we will promptly give you a price delivered to your freight station. Our low prices will make you a substantial saving.

ON framing dimension, state number of pieces wanted. On flooring, sheathing, siding, ceiling, etc., state number of square feet wanted. On moldings, casing base and finishing lumber, state number of lineal feet (total length) wanted. On doors and windows give width first.

Name.....

Freight Station.....

Postoffice.....

Street Address,
Rural Route, or Box No.

State.....

Please give both your route and box number if on a rural route

State.....

Date.....


[illegible]

Be Sure to Give Catalog No., Names of Articles, Sizes and Grades Where Possible
 PF8189a. Rev. 8.20.30 (OVER)

PF8189a. Rev. 8,20,30

(OVER)

High Quality Homes Cost You Less at Sears



No Home Too Large—No Home Too Small for Us to Build!

DO you know that we build homes like these shown here, as well as the small inexpensive types?

Whether you want a small cottage or a large formal residence you should certainly ask our Home Construction Division to show you how much Sears can save you, and to explain our remarkable finance plan—the most liberal plan for home financing yet devised.

We Plan, Build and Finance

Every detail of design, construction, materials and equipment gets the benefit of the years of experience gained from building over 55,000 fine homes.

Latest, Most Modern Equipment


We equip these homes, if desired, with such modern refinements as colored plumbing fixtures, incinerators, electric refrigeration, automatic oil heat, etc.—at real worth-while savings.

World's Largest Builders of Fine Homes

Our service to you as the World's Largest Builders of Fine Homes includes architectural design, building construction, financing and supervision—everything necessary to make your home a success.

Our enormous buying power, and the operating of our own mills and lumber yards combine to save you many hundreds of dollars on the construction of your home, regardless of whether it is a modest 4-room cottage or a pretentious mansion.

No matter how large or how small a home you wish to build, write for our latest Book of homes and let us show you how easy and how economical it is to build a home which you will always be proud of.



**Write for Our
New Book of Homes
and Get Our
Low Price on a
Home of Quality**

at
G
S



CO.

Certificate of Guarantee

WE GUARANTEE ALL BUILDING MATERIAL AND MILLWORK ILLUSTRATED AND DESCRIBED IN THIS CATALOG TO BE EXACTLY AS REPRESENTED AND TO SATISFY YOU PERFECTLY IN QUALITY AND SAVING.

WE GUARANTEE THAT AFTER THE SHIPMENT HAS BEEN EXAMINED, IF IT DOES NOT COME UP TO YOUR EXPECTATIONS IN EVERY RESPECT, BY NOTIFYING US IN WRITING IT CAN BE SHIPPED BACK AT OUR EXPENSE AND WE WILL PROMPTLY RETURN THE ENTIRE PURCHASE PRICE AND ANY FREIGHT CHARGES THAT YOU HAVE PAID.

THIS GUARANTEE IS BACKED BY THE ENTIRE RESOURCES OF OUR WHOLE INSTITUTION AMOUNTING TO OVER ONE HUNDRED AND FIVE MILLION DOLLARS AND BY THE TESTIMONY OF TWELVE MILLION SATISFIED CUSTOMERS.

Sears, Roebuck and Co.

MINNEAPOLIS STORE
CHICAGO STORE
KANSAS CITY STORE
ATLANTA STORE
PHILADELPHIA STORE
DALLAS STORE
BOSTON STORE
LOS ANGELES STORE


QUALITY GUARANTEED

Sears Guarantee BETTER Materials for LESS MONEY

We Saved Him \$500
Sears, Roebuck and Co.

"I wish to express my thanks and gratitude to you. The material and millwork was excellent and reached me in fine condition. Your promptness in shipping and corresponding were all anyone could desire. I feel sure I saved not less than \$500.00 by purchasing from you."

W. J. AICHOLTZ
(Address furnished on request)



SEARS ROEBUCK and CO